

Empirical Likelihood Under Mis-specification: Degeneracies and Random Critical Points

Subhro Ghosh ^{*}
subhrowork@gmail.com

Sanjay Chaudhuri [†]
stasc@nus.edu.sg

Abstract

We investigate empirical likelihood obtained from mis-specified (i.e. biased) estimating equations. We establish that the behaviour of the optimal weights under mis-specification differ markedly from their properties under the null, i.e. when the estimating equations are unbiased and correctly specified. This is manifested by certain “degeneracies” in the optimal weights which define the likelihood. Such degeneracies in weights are not observed under the null. Furthermore, we establish an anomalous behaviour of the Wilks’ statistic, which, unlike under correct specification, does not exhibit a chi-squared limit. In the Bayesian setting, we rigorously establish the posterior consistency of so called BayesEL procedures, where instead of a parametric likelihood, an empirical likelihood is used to define the posterior. In particular, we show that the BayesEL posterior, as a random probability measure, rapidly converges to the delta measure at the true parameter value. A novel feature of our approach is the investigation of critical points of random functions in the context of empirical likelihood. In particular, we obtain the location and the mass of the degenerate optimal weights as the leading and sub-leading terms in a canonical expansion of a particular critical point of a random function that is naturally associated with the model.

^{*}Department of Mathematics, National University of Singapore, Singapore 119076

[†]Dept. of Stat. & Applied Prob., National University of Singapore, Singapore 117546

1 Introduction

Empirical likelihood is a popular paradigm in semi-parametric statistics, applicable to a wide range of scientific scenarios. This likelihood is based on a constrained non-parametric estimate of the joint distribution of the variables. Information about the parameters are included in the analysis through the constraints. Empirical likelihood was introduced in the seminal work of [33], who used it for testing statistical hypothesis and established the asymptotic properties of the corresponding Wilks' statistic under the null. Since then, several authors have deduced various properties of this likelihood and the parameter estimates obtained by maximising it. Over the years a vast body of literature has emerged involving the concept of empirical likelihood, touching upon several diverse areas as: hypothesis testing [10], parameter estimation [36], density estimation [15], large deviations [14, 21, 29], semiparametric inference [27, 28], survival analysis [25], high dimensional inference [1, 16, 34], regression [6], to provide a partial list.

Most of the known asymptotic properties of empirical likelihood are deduced at or near the true value of the parameter, for which the expectations of the parametric constraints are zero. Much less studied are its properties under mis-specified constraints, that is, when the expectation of the estimating equations specifying the constraints, do not equal zero.

In this article we investigate the properties of empirical likelihood under mis-specified constraints. We show that the properties of the optimal weights which define the likelihood are markedly different from their properties under correct specification.

Mis-specified constraints can affect the likelihood in two ways. First of all, the constrained optimisation problem may be infeasible, in which case it is often customary to define the empirical likelihood to be zero. When the sample size is sufficiently large, the likelihood remains positive even under mis-specification. However, as we demonstrate below, the optimal weights which are used to define the likelihood exhibit certain degeneracies which are not observed under correct specification. We first explore the location and the mass of such degeneracies. Similar degeneracies have been known to researchers in statistical physics [18, 19] and exponential random graph models [2, 13, 17, 39, 41]. Our results, apply to such situations, and to our knowledge provide the first quantification of such phenomenon. Our investigations crucially hinge on certain canonical properties canonical expansion of the Lagrange multiplier connected to the constraints in the primal optimisation

problem. Such expansions under mis-specification appear to be unknown in the literature, and can be a powerful tool, as we demonstrate in the setting of Bayesian empirical likelihood (see Section 5).

Even though the properties of the Wilks' statistic that corresponds to the empirical likelihood are well known under the null hypothesis, its properties under the alternative are less clear. Assuming mild conditions, [32] proves that, under the truth, the Wilk's statistic asymptotically follows a chi-squared distribution. In view of this result, as in the case for classical parametric Wilks' statistics, it is perhaps natural to assume that under the alternative, the Wilks' statistic would asymptotically be distributed as a non-central chi-square random variable. Under appropriate local alternatives, collapsing to the null at certain rate, this is indeed true [21, 23, 36]. We show that, unfortunately, that is not always the case. In fact, under a fixed alternative, the Wilks' statistic asymptotically won't converge to any distribution.

Properties of empirical likelihood under mis-specified constraints are extremely useful for its application in the Bayesian setting, where the usual parametric likelihood is replaced by the empirical likelihood evaluated at a given value of the parameter. There is considerable interest in considering empirical likelihood in the Bayesian setting. According to [32] empirical likelihood approximately uses a least favourable family for the parameter. The prior distribution on the parameter induces a prior on the same family. Thus, multiplying the prior on the family by the likelihood on the family yields a posterior density on the family. Direct use of empirical likelihood in a Bayesian setting goes back to [24]. Many authors have considered the use of Bayesian empirical likelihood (BayesEL) and similar procedures in recent times. Some properties of such procedures have been studied by [40], [11, 12], [5], [7], [14], [47], [42], [45], among others. BayesEL procedures have been used in many applications as well. Examples include, small area estimation [3, 35], quantile regression [44], approximate Bayesian computation [26] etc. Posterior consistency of the BayesEL procedures have been discussed by [14]. Sophisticated results from the theory of large deviations were used for this purpose. In this work we provide a short and succinct proof of fast rate of convergence of a BayesEL posterior.

We use the nature of critical points of random functions to investigate the properties of empirical likelihood under mis-specification. Such random functions are naturally associated with the likelihood. Our approach allows us to accurately determine the order of growth of the optimal value of the

Lagrange multiplier with the sample size. In fact, we obtain a canonical expansion of the optimal the Lagrange multiplier. These canonical expansions in turn yield the location and the mass of the degenerate optimal weights, which is one of our main results. The canonical expansion of the Wilks' statistic under mis-specification follows from these considerations.

The rest of the article is organised as follows. We start (Section 2) by describing the problem more formally. The main results are described in Section 3. In Section 4 the implications of our results in exponential random graph theory is discussed. We provide a proof of the posterior consistency of BayesEL procedures in Section 5 and finish this article with a short discussion of our results.

2 Notation and Problem Description

To describe the main ingredients of the empirical likelihood approach, suppose X_1, \dots, X_n are random variables with distribution F . The distribution F depends on a parameter $\theta \in \Theta \subseteq \mathbb{R}^q$. The null hypothesis is that the particular observations were generated with $\theta = \theta_0$. In the spirit of non-parametric statistics, no knowledge of an analytic form of the distribution F is assumed. Let h be a real valued function of X_i and the parameter θ such that

$$\mathbb{E}_{F_{\theta_0}} [h(X_1, \theta)] = 0 \text{ if } \theta = \theta_0. \quad (1)$$

It may be noted that equation (1) holds for any given $\theta_0 \in \Theta$.

An estimate \hat{F}_n of F which satisfies (1) can be obtained by maximising a product under constraints constructed from (1). In particular, for a given θ , by denoting $w = (w_i)_{i=1}^n$, we compute:

$$\hat{w} = \operatorname{argmax}_{w \in \mathcal{W}} \prod_{i=1}^n w_i, \quad (2)$$

where

$$\mathcal{W} = \left\{ w : \sum_{i=1}^n w_i h(X_i, \theta) = 0 \right\} \cap \Delta_{n-1}. \quad (3)$$

Here

$$\Delta_{n-1} = \left\{ w : w_i \geq 0, \ i = 1, 2, \dots, n, \ \sum_{i=1}^n w_i = 1 \right\}.$$

The problem is feasible if,

$$\min_{i=1,2,\dots,n} h(X_i, \theta) < 0 < \max_{i=1,2,\dots,n} h(X_i, \theta). \quad (4)$$

If the problem is not feasible we define $\hat{w} = 0$.

Once \hat{w} has been computed, we can obtain an approximation of the underlying distribution by considering the atomic measure which puts mass \hat{w}_i at X_i , $i = 1, 2, \dots, n$. This leads to an approximation of the cumulative distribution function F as follows:

$$\hat{F}_n(x) = \sum_{i=1}^n \hat{w}_i 1_{\{X_i \leq x\}}. \quad (5)$$

We will also consider the associated estimate for the underlying measure :

$$d\hat{\mu}_n(x) = \sum_{i=1}^n \hat{w}_i \delta_{X_i}(x). \quad (6)$$

It should be noted that \hat{F}_n is a constrained empirical estimate of F . In the absence of the constraint imposed by (1), i.e. when $\mathcal{W} = \Delta_{n-1}$, it follows that $\hat{w}_i = n^{-1}$, for all $i = 1, 2, \dots, n$ and the corresponding \hat{F}_n is the well-known empirical distribution function.

When $\theta = \theta_0$ (the correctly specified case or the null hypothesis), the properties of the optimal weight vector \hat{w} and \hat{F}_n are well known. In particular, [32] shows that under the truth, asymptotically, the corresponding Wilks' statistic $-2 \sum_{i=1}^n \log(n\hat{w}_i)$ follows a chi-squared distribution with one degree of freedom.

The focus of our investigations in the present paper is the case of “mis-specification” when for a given $\theta \in \Theta$

$$\mathbb{E}_{F_{\theta_0}} [h(X_1, \theta)] \neq 0. \quad (7)$$

Note that, by definition:

$$\sum_{i=1}^n \hat{w}_i h(X_i, \theta) = \mathbb{E}_{\hat{F}_n} [h(X_1, \theta)],$$

and therefore when equation (7) is true, the constraint $\sum_{i=1}^n \hat{w}_i h(X_i, \theta) = 0$ is typically mis-specified.

Although for large n even under mis-specification, the problem (3) would be feasible, that is, the condition (4) would be satisfied, however, many of the ideas and methods that are valid under the null are no longer applicable.

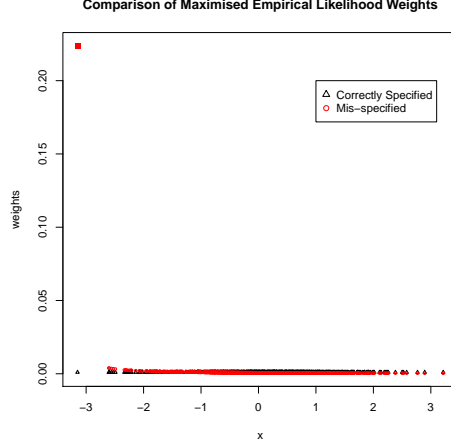


Figure 1: Gaussian observations with correctly specified mean (black) vs. mis-specified mean (red)

Example 2.1. *In order to illustrate the statistical behaviour of the maximised weights under mis-specified estimating equation, we consider estimating the empirical distribution function from $n = 1000$, i.i.d. $N(0, 1)$ observations. A correctly specified estimating equation is given by $h(X_i) = X_i$ for all $i = 1, 2, \dots, n$. The resulting maximised weights \hat{w} has been plotted in black in the Figure 1 above. It is clearly, seen that each \hat{w}_i is close to .001 (ie. $1/n$) and there are no large weights.*

If however, the constraint is changed to $h(X_i) = X_i + 1$, that is $\mathbb{E}_{F_{\theta_0}}[h(X_i)]$ is mis-specified to be +1, but the nature of \hat{w} changes. In Figure 1, the weight corresponding to the smallest observation (marked by the red square) is significantly, roughly 249 times larger than its weight in the correctly specified case. This is the largest weight we get when the constraint is mis-specified. All other optimal weights are small. The largest weight is about 59 times larger than the second largest weight. Note that, even under mis-specification $\min_i\{x_i\} < -1 < \max_i\{x_i\}$ holds. That is the problem in (2) is still feasible under the mis-specified constraints. Furthermore, this discrepancy in the optimal weights cannot be explained by finiteness of the sample size. Even if the sample size is increased, such large optimal weight corresponding to one of the extreme observation is obtained.

From the Example above, it clearly follows that mis-specification con-

straints as in (7) leads to differences in the statistical behaviour of optimal weights, which leads to results of a very different flavour. It is this difference in statistical behaviour under the alternative that we will investigate below.

3 Main Result

We maximise the product (2), constrained by the first order moment constraint (3). For a fixed $\theta \in \Theta$, define

$$h_i := h(X_i, \theta)$$

and consider the objective,

$$L(\underline{w}, \lambda, \alpha) = \sum_{i=1}^n \log n w_i - \alpha \left(\sum_{i=1}^n w_i - 1 \right) - n \lambda \sum_{i=1}^n w_i h_i, \quad (8)$$

where α and λ are Lagrange multipliers respectively ensuring that the constraints that $\sum_{i=1}^n \underline{w}_i = 1$ and $\sum_{i=1}^n w_i h_i = 0$ are satisfied. Now proceeding along the lines of [32] it can be shown that, $\alpha = n$ and

$$\hat{w}_i = \frac{1}{n} \frac{1}{1 + \hat{\lambda} h_i}. \quad (9)$$

Substituting (9) into the constraint $\sum_{i=1}^n w_i h_i = 0$, it quickly follows that $\hat{\lambda}$ satisfies the equation

$$\sum_{i=1}^n \frac{h_i}{1 + \hat{\lambda} h_i} = 0. \quad (10)$$

A key implicit quantity which significantly impacts the statistical behaviour in this model is the Lagrange multiplier λ (or rather, its optimal value $\hat{\lambda}$), and indeed our first result will be about the asymptotic behaviour of $\hat{\lambda}$. The information about the asymptotic properties of $\hat{\lambda}$ will then be exploited to obtain an understanding of the estimator $\hat{\mu}_n$ and the associated Wilks' statistic.

A key aspect of our approach is the introduction of the perspective of critical points of random functions in the study of empirical likelihood. Let us consider the function

$$f(\lambda) = \prod_{i=1}^n (1 + \lambda h_i).$$

By construction, up to a non-random scaling factor, $f(\hat{\lambda})$ is the reciprocal to the maximum value of the objective in (2). Furthermore, (10) implies that $\hat{\lambda}$ is a solution to the equation $[\log f]'(\lambda) = \frac{f'(\lambda)}{f(\lambda)} = 0$, which means that $\hat{\lambda}$ is a critical point of the function $-\log f$, which is an analogue of the log-likelihood function (in fact, the critical value of this function at $\lambda = \hat{\lambda}$ is the maximum value of the log-likelihood, as noted above).

Equivalently, $\hat{\lambda}$ is also a critical point of the random polynomial f (where f is viewed as a polynomial of degree n in the variable λ). In fact, f is proportional to the reciprocal of the dual objective to the primal in (2). The constraint $1 + \hat{\lambda}h_i > 0$ for each i on the dual, a consequence of the fact that $0 \leq \hat{w}_i < 1$ for each i , essentially implies that $\hat{\lambda}$ is the smallest critical point (in magnitude) of $-\log f$ (and hence of f) that has the same sign as $\mathbb{E}_{F_{\theta_0}}[h(X_1, \theta)]$.

3.1 Asymptotic behaviour of $\hat{\lambda}$ under mis-specification

We start by deriving an asymptotic expansion of the estimate of the Lagrange multiplier λ , when the constraint has been mis-specified. To that goal for each $i = 1, 2, \dots, n$, we write

$$h_i = \mathbb{E}_{F_{\theta_0}}[h(X_i, \theta)] + \xi_i = a(\theta) + \xi_i(\theta).$$

By definition, $a(\theta) = 0$, if $\theta = \theta_0$, whereas we are interested in the situation where (7) holds and $a(\theta) \neq 0$. Our results are applicable to a very wide class of distributions of the random errors $\xi(\theta) = (\xi_i(\theta))_{i=1}^n$ satisfying a few mild distributional assumptions (valid for uniformly for all $\theta \in \Theta$) that we list below.

- (A1) (The errors) The random variables $\xi_1(\theta), \xi_2(\theta), \dots, \xi_n(\theta)$ are i.i.d. with zero mean and finite second moment. We will denote the common distribution to be that of the random variable $\xi(\theta)$.
- (A2) (The rate of growth of maxima) There is a non-random sequence $\mathfrak{M}_n \rightarrow \infty$ such that $\mathfrak{M}_n = o(n)$ and:

- (1) $\frac{1}{\mathfrak{M}_n} \max_{1 \leq i \leq n} |\xi_i(\theta)| 1_{\xi_i(\theta) > 0} = 1 + o_P(1)$, as $n \rightarrow \infty$.
- (2) $\frac{1}{\mathfrak{M}_n} \max_{1 \leq i \leq n} |\xi_i(\theta)| 1_{\xi_i(\theta) < 0} = 1 + o_P(1)$, as $n \rightarrow \infty$.

(A3) (Separation of maxima) Let us denote: $\xi_{\max}^+(\theta) := \max_{1 \leq i \leq n} \xi_i(\theta) 1_{\xi_i(\theta) > 0}$, $\xi_{\max}^-(\theta) := \max_{1 \leq i \leq n} \xi_i(\theta) 1_{\xi_i(\theta) < 0}$, $\xi_{\max,2}^+(\theta) := \max_{1 \leq i \leq n} \{\{\xi_i(\theta) 1_{\xi_i(\theta) > 0}\} \setminus \{\xi_{\max}^+(\theta)\}\}$ and $\xi_{\max,2}^-(\theta) := \max_{1 \leq i \leq n} \{\{\xi_i(\theta) 1_{\xi_i(\theta) < 0}\} \setminus \{\xi_{\max}^-(\theta)\}\}$. We assume that, $|\xi_{\max}^+(\theta) - \xi_{\max,2}^+(\theta)| \geq \mathfrak{M}_n^{-\gamma}$ and $|\xi_{\max}^-(\theta) - \xi_{\max,2}^-(\theta)| \geq \mathfrak{M}_n^{-\gamma}$ with probability $\rightarrow 1$, as $n \rightarrow \infty$. with γ and \mathfrak{M}_n satisfying the condition that $\mathfrak{M}_n^{\gamma+2} = o_P(n)$.

(A4) (Decay of tails) Let $p_{n,\delta} := \mathbb{P}[|\xi(\theta)| > \mathfrak{M}_n^{1-\delta}]$, for $\delta > 0$. Then, for small enough but fixed $\delta > 0$, we assume $\mathfrak{M}_n^{\gamma+2} \log n \cdot p_{n,\delta} \rightarrow 0$ as $n \rightarrow \infty$,

Rates of growths of the extreme order statistics and spacings have been studied by several authors. We specifically refer to [9, 30, 37, 43] for results on arbitrary distributions. Many distributions would satisfy the Assumptions (A1)-(A4). Of course, in the most crucial class of models the random offsets ξ_i are assumed to be Gaussian random variables. Our assumptions are satisfied by the standard Gaussian distribution for $\mathfrak{M}_n = \sqrt{2 \log n}$, any $\gamma > 1/2$ and any $\delta < 1/2$. It is known that, under very general conditions, the spacing between the largest and the second largest order statistics is essentially of the same order as the fluctuations of the maximum (see [30] and [31], in particular equation (33) in the latter). These fluctuations are related to the *norming constants* of a distribution that are well known in extreme value theory (see [38], in particular Chapter 1 therein). It can be seen from these considerations that our conditions would be satisfied by a wide class of error distributions ξ_i . A typical non-Gaussian example would be the Laplace distribution (i.e. the difference of two i.i.d. exponential random variables), which arises in important settings (see, e.g., [22] and the references therein). More generally, using the tools of [31] and [38], we can obtain \mathfrak{M}_n, γ and δ (as in the assumptions (A1)-(A4)) for specific distributions.

Suppose for notational purposes we define:

$$\text{sgn}(x) = \begin{cases} -1 & \text{if } x < 0, \\ 1 & \text{if } x > 0, \\ 0 & \text{if } x = 0. \end{cases}$$

We first show that:

Theorem 3.1. *Under (A1)-(A4), for any $\theta \in \Theta$ such that $a(\theta) \neq 0$, we have*

$$\mathfrak{M}_n \hat{\lambda} = \text{sgn}(a(\theta)) + o_P(1).$$

We contrast Theorem 3.1 with the situation under correct specification. Assuming finite third moment, when $a(\theta) = 0$, [32] shows that $\hat{\lambda} = O_p(n^{-1/2})$. On the other hand, under mis-specification, Theorem 3.1 demonstrates that $\hat{\lambda}$ is typically of the order of $1/\sqrt{\log n}$ when the offsets are Gaussian.

Using the input from Theorem 3.1, we obtain the following asymptotic expansion of $\hat{\lambda}$:

Theorem 3.2. *Under (A1)-(A4), for any $\theta \in \Theta$ such that $a(\theta) \neq 0$, we have*

$$\hat{\lambda} = \frac{\text{sgn}(a(\theta))}{\mathfrak{M}_n} - \frac{a(\theta)^{-1}}{n} + o_P\left(\frac{1}{n}\right). \quad (11)$$

From Theorem 3.2, it follows that under mis-specification $\hat{\lambda}$ converges to zero as the sample size $n \rightarrow \infty$. This behaviour differs from the situation where the origin is outside the interval $(\min_i\{h_i\}, \max_i\{h_i\})$. In such a case it is known that $\hat{\lambda}$ would not be finite. In fact, [5] show that, with a fixed sample size, if we chose a sequence of $(\theta_k)_{k=1}^\infty \in \Theta$ such that either $\min_i\{h_i(X_i, \theta_k)\}$ or $\max_i\{h_i(X_i, \theta_k)\}$ converges to the origin, then the corresponding sequence of optimal $|\hat{\lambda}_k|$ diverge.

Asymptotic properties of the optimal weights and that of the corresponding Wilks' statistic depend crucially on the asymptotic properties of $\hat{\lambda}$. Next we discuss these properties under mis-specification.

3.2 Degeneracy in the Optimal Weights

We now establish the existence of degeneracies in the optimal weights under mis-specification, and obtain a description of their location and their magnitude in terms of the leading and sub-leading terms in the asymptotic expansion of $\hat{\lambda}$ in (11).

Theorem 3.3. *Suppose, for any $\theta \in \Theta$ such that $a(\theta) \neq 0$ we define,*

$$h_{\max} = \begin{cases} \min_{1 \leq i \leq n} h_i, & \text{if } a(\theta) > 0, \\ \max_{1 \leq i \leq n} h_i, & \text{if } a(\theta) < 0. \end{cases} \quad (12)$$

Let \hat{w}_{\max} be the optimal weight on h_{\max} in the solution of mis-specified problem in (2), with the index i_{\max} being such that $h_{i_{\max}} = h_{\max}$. Then under (A1) - (A4) we have

$$\hat{w}_{\max} = \frac{|a(\theta)|}{\mathfrak{M}_n}, \quad (13)$$

and furthermore,

$$\max\{\hat{w}_i : i \neq i_{\max}\} = O\left(\frac{\mathfrak{M}_n^{\gamma+1}}{n}\right). \quad (14)$$

We also have

$$\min\{\hat{w}_i : 1 \leq i \leq n\} \geq \frac{1}{n}(1 - o_P(1)). \quad (15)$$

Theorem 3.3 completely characterises the optimal weights and the corresponding empirical estimate of the distribution of X_1, X_2, \dots, X_n obtained by maximising (2) under the mis-specified constraint in (3). Condition (A3) entails, in particular, that $\mathfrak{M}_n^{\gamma+2} = o(n)$, which implies that under mis-specification $\max\{\hat{w}_i : i \neq i_{\max}\} = o_P(\hat{w}_{\max})$, that is \hat{w}_{\max} is significantly larger than the rest of the weights. This clearly stands in contrast with the correctly specified case ($\theta = \theta_0$), because in that case it is known ([32], [46, Lemma 1.]) that under mild assumptions on the offsets ξ_i , $\hat{w}_i = O_p(1/n)$, for all $i = 1, 2, \dots, n$. (15) completes the picture, by demonstrating that, under mis-specification, the minimum optimal weight is not too far below the average optimal weight, that is, $1/n$.

As an illustration we reconsider Example 2.1. Recall that, under mis-specification, $a(\theta) = 1$ and as predicted in Theorem 3.3 the largest weight \hat{w}_{\max} corresponds to minimum observation.

The empirical estimate of the population distribution behaves very differently in the mis-specified case: the estimated measure $\hat{\mu}_n$ has an atom at the observation which corresponds to h_{\max} with an unusually large weight compared to rest of the distribution. For Gaussian observations (see Example 2.1), its ratio with the maximum of the rest of the optimal weights blows up linearly with n (up to logarithmic factors).

3.3 Wilks' Statistic under the Alternative

In order to test the null hypothesis that $\theta = \theta_0$ using empirical likelihood, one defines the corresponding Wilks' statistic as:

$$\mathbf{L} = -2 \sum_{i=1}^n \log n \hat{w}_i.$$

The test rejects if the value of \mathbf{L} is large.

Under the null hypothesis (i.e. $\theta = \theta_0$), it is well-known that [32]

$$-2 \sum_{i=1}^n \log(n\hat{w}_i) = \frac{\{\sum_{i=1}^n h(X_i)\}^2}{\sum_{i=1}^n \{h(X_i)\}^2} + o_p(1).$$

That is, \mathbf{L} has a $\chi^2(1)$ distribution in the limit as $n \rightarrow \infty$.

In order to calculate the asymptotic power of the test, the behaviour of \mathbf{L} under mis-specification, i.e. when $\theta \neq \theta_0$ has to be considered. In view of the asymptotic property under the null, it is natural to assume that for $\theta \neq \theta_0$, the Wilks' statistic would converge to a non-central $\chi^2(1)$ distribution with the non-centrality parameter depending on $a(\theta)$. Under the local alternatives of the form $\theta_1 = \theta_0 + u/\sqrt{n}$, this is indeed true. In particular, for such alternatives, [36] prove the local asymptotic normality of the empirical likelihood ratio statistic holds. A more detailed evaluation of the power of the empirical likelihood tests under this class of local alternatives can be found in [23]. Using results from the theory of large deviations, [21] discuss asymptotic optimality of empirical likelihood for testing moment condition for a large class of alternatives.

However, due to the degeneracies in the optimal weights, for a fixed alternative not collapsing to θ_0 , the asymptotic behaviour of \mathbf{L} is quite anomalous. In fact, we show that its asymptotic distribution is far from a non-central chi-square. We prove this result in the Theorems below.

Theorem 3.4. *Under (A1)-(A4), for $\theta \in \Theta$ such that $a(\theta) \neq 0$ we have*

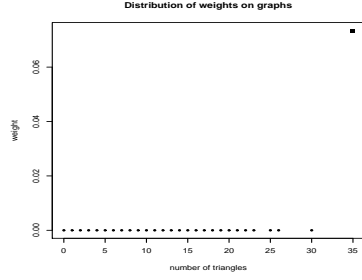
$$\mathbf{L} = \frac{2n}{\mathfrak{M}_n} |a(\theta)| (1 + o_P(1)).$$

For a large class of ξ such that all its moments exist (for instance, the Gaussian distribution), we can extend the asymptotic expansion in Theorem 3.4 to any degree. This is encapsulated by

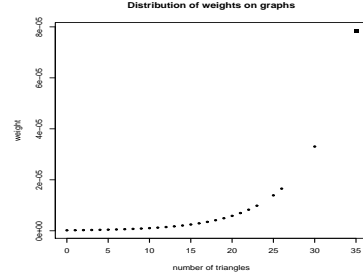
Corollary 3.5. *Under the conditions of Theorem 3.4 and the additional assumption that all moments $\mu_j = \mathbb{E}[h(X_i)^j] < \infty$, for any fixed $k \in \mathbb{N}$ we have*

$$\mathbf{L} = 2n \cdot \left[\sum_{j=1}^k (-1)^{j-1} \text{sgn}(a(\theta))^j \frac{\mu_j}{j \mathfrak{M}_n^j} \right] \cdot (1 + o_P(1))$$

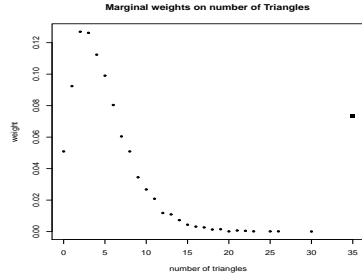
Thus, under a fixed alternative, the Wilks' statistic \mathbf{L} , in fact, does not appear to exhibit any discernible distributional scaling limit as $n \rightarrow \infty$. It diverges at the rate of $n/\mathfrak{M}_n(\theta)$ and the power of the test increases to one.



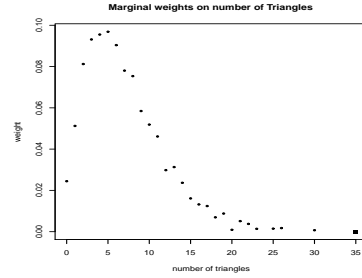
(a) Empirical Likelihood



(b) Entropy Maximisation



(c) Empirical Likelihood



(d) Entropy Maximisation

Figure 2: Comparison of Empirical Likelihood and maximum entropy methods

4 Degeneracies on Social Networks

An important example of a mis-specified constraint can be found in the statistical analysis of social networks. Here the observations X_i are i.i.d. samples from a set of random graphs G_N with N vertices, and h a real-valued observable on the graph, e.g. the (centred) triangle count. The parameter θ

can be taken to be the connection probability for each edge.

A popular class for statistical models for social networks are the so called exponential random graph models (ERGM). Given a observed value of the observable h , say h_0 , these models assign probabilities to each graph X_i by maximising the entropy. More precisely, the probability $(\hat{v}_i)_{i=1}^n$ are given by:

$$\hat{v}_i = \arg \max_{v \in \mathcal{V}} \sum_{i=1}^n -v_i \log v_i, \quad (16)$$

where

$$\mathcal{V} = \left\{ v : \sum_{i=1}^n v_i h_i = h_0 \right\} \cap \Delta_{n-1}. \quad (17)$$

Using simple calculation one can show that, for each $i = 1, 2, \dots, n$, $\hat{v}_i = \exp(\kappa(h_i - h_0)) / \sum_{i=1}^n \exp(\kappa(h_i - h_0))$, where the Lagrange multiplier κ satisfy the equation $\sum_{i=1}^n (h_i - h_0) \exp(\kappa(h_i - h_0)) = 0$.

Estimating a distribution function by entropy maximisation has a long history. The procedure described above was introduced by [18, 19] and seen many applications in statistics and econometrics. Some recent examples include, [40], [3], [7] etc. Both entropy maximisation and empirical likelihood can be viewed to be minimising two limiting divergences in the Cressie-Read family [8]. Their asymptotic properties under the correct specification are known to be similar [20].

In the present situation however, since the expectation of h_1 will hardly be equal to h_0 , in general, by construction, the constraints in (17) are misspecified. In ERGM literature (see, e.g. [2]), it is known that the optimal weights $(\hat{v}_i)_{i=1}^n$ are degenerate in the sense that it tends to put large weights on nearly empty or nearly complete graphs or both. Such degeneracies are considered to be inconvenient for statistical inference, specially for model interpretation, and several authors have considered possibilities for avoiding them [13, 17]. Results in Section 3 predict that the same degeneracies would be observed if the probabilities on the observed graphs are estimated using empirical likelihood instead, that is, if \hat{v} is obtained by maximising the $\prod_{i=1}^n v_i$ over \mathcal{V} .

We compare the degrees of degeneracies which result from the above two procedures through a simple simulation study below.

Suppose we consider a complete enumeration of Erdos-Renyi $G(N, \frac{1}{2})$ graphs on $N = 7$ nodes ¹. The constraint function h is taken to be the

¹We thank Professor Mark Handcock for sharing the list of edges and triangles of the

triangle count of the graph. The observed count h_0 is kept fixed at 7.

The results are displayed in Figure 2 above. The weights on the individual graphs obtained from empirical likelihood and entropy maximisation are displayed in Figures 2(a) and 2(b) respectively. From these figures it is clear that the degree of degeneracy of the distribution obtained from the empirical likelihood is much higher than that of the distribution obtained by entropy maximisation. Whereas, for the former, the ratio of the size of the maximal probability to the rest of the probabilities grows as 2^{N^2} , for the latter this growth rate is much slower, and the probabilities seem to show a continuous profile. Figures 2(c) and 2(d) point towards another interesting property. In these figures, the total probabilities of a particular numbers of triangles are displayed. No degeneracy is seen when these marginal probabilities obtained from entropy maximisation, whereas the marginal probabilities obtained from empirical likelihood are still degenerate. This absence of degeneracy in Figure 2(d) is explained by the fact that the frequencies of the triangle counts form a log-concave function [17]. Similar result for the procedure based on empirical likelihood is unknown and appear to be far more complex.

5 Posterior Consistency of BayesEL Procedures

As a by-product of the results discussed above, we establish the posterior consistency of the so called BayesEL procedures.

The BayesEL procedure entails starting with a prior π on $\theta \in \Theta$ (a compact subset of \mathbb{R}^d), and a set of estimating equations defining the empirical likelihood. For any given value of $\theta \in \Theta$, the problem in (2) is numerically solved to obtain the optimal weights. Once these weights are determined, the posterior density is given by:

$$\Pi^{(n)}(\theta) := \Pi(\theta | X_1, \dots, X_n) = \frac{e^{\sum_{i=1}^n \log(\hat{w}_i)} \pi(\theta)}{\int_{\Theta} e^{\sum_{i=1}^n \log(\hat{w}_i)} \pi(\theta) d\theta}. \quad (18)$$

If for certain θ , the problem in (2) is infeasible, the posterior is defined to be zero.

$G(7, \frac{1}{2})$ graph.

This posterior cannot be expressed in a closed form. Thus for the purpose of statistical inference, samples are drawn from it using specialised Markov Chain Monte Carlo procedures [5].

We show that the random measure $\Pi^{(n)}(\theta)$ converges to the delta measure δ_{θ_0} as $n \rightarrow \infty$, where θ_0 is the true value of the parameter. While there has been previous work on the posterior consistency of Bayesian empirical likelihood [14], most of the known approaches rely heavily on sophisticated results and methods from large deviations theory. Although our approach is simple and self-contained, we do obtain fast rates of convergence. In particular, for Gaussian errors, we show an exponential decay up to logarithmic factors.

This is the content of Theorem 5.1 below. We prove our results in a slightly more general setting than above, which would require a slightly different set of assumptions ((B1)-(B6)) than we have been operating with so far, and these will be detailed in Section 11.

Theorem 5.1. *Under (B1)-(B7), as $n \rightarrow \infty$, the random measure $\Pi^{(n)}(\theta)$ converges to δ_{θ_0} a.s. in the space of probability measures on \mathbb{R}^d .*

Theorem 5.1 shows that as $n \rightarrow \infty$, for any bounded continuous function f and for any open ball $B \subset \mathbb{R}^d$ containing θ_0 , we have $\int_B f(\theta) \Pi(\theta) d\theta \rightarrow 0$. This is accomplished by, first, by finding an upper bound of $\exp(\sum_{i=1}^n \hat{w}_i)$ in the numerator of (18), roughly giving an exponential decay in n outside the set B (up to a logarithmic factor), and then by finding a sub-exponential lower bound of the denominator.

6 Discussion

In this article we explore the properties of the empirical likelihood when the parameter based constraints are mis-specified. This happens when, under the assumed value of the parameter, the expectation of the functions defining the constraint are no longer equal to zero. We show that, under mis-specification, the properties of the optimal weights defining the likelihood are quite anomalous. In particular, one weight is considerably large than the rest of the weights. Throughout an investigation of critical points of random functions naturally associated to the likelihood, we locate the position of the maximal weight and quantify its size. Additionally, we establish an asymptotic expansion of the optimal Lagrange parameter under

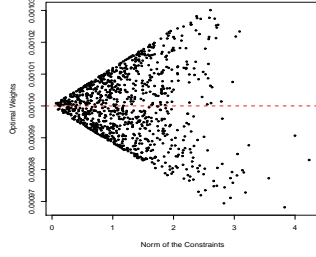
mis-specification, which is used in specifying the degenerate weight. As a result of this degeneracy, we show that under a fixed alternative, the Wilks' statistic obtained from the empirical likelihood does not asymptotically converge to any distribution even under a change of centre and scale. Finally, we use our results to rigorously establish the posterior consistency of the so called BayesEL procedures.

Our results assume one dimensional constraints. Extending our main results to higher dimension would not be straightforward. Our asymptotic expansions use critical points of random functions, whose behaviour is poorly understood in higher dimensions. In fact it turns out that, the behaviour of optimal weights for multi-dimensional constraints are much more complex. We illustrate this fact using a simple example.

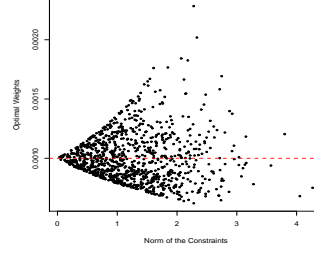
Suppose we generate $n = 1000$ observations from a bivariate normal random variable (X, Y) with zero means, unit standard deviations and correlation equal to 0.5. A plot of the optimal weights against the norm of the observations computed under two constraints $\sum_{i=1}^n w_i X_i = 0$ and $\sum_{i=1}^n w_i Y_i = 0$ is presented in Figure 3(a). The optimal weights seem to be confined in cone-shaped space with linear boundaries. With small mis-specification, in particular, $\sum_{i=1}^n w_i (X_i - 0.1) = 0$ and $\sum_{i=1}^n w_i (Y_i + 0.1) = 0$ in Figure 3(b)), those weights are still confined, however, the boundaries turn out to be non-linear.

With larger mis-specifications, the situation gets more complex. In Figures 3(c) and 3(d), the weights are computed under the constraints $\sum_{i=1}^n w_i (X_i + 0.5) = 0$ and $\sum_{i=1}^n w_i (Y_i - 0.1) = 0$. In the scatter plot presented in Figure 3(c) the numbers 1 to 3, indicate the positions of the observations with three largest weights, which turn out to be larger than 0.01 (i.e. $10/n$). From Figure 3(d), it is clear that there are more than one weights which are relatively large compared to the rest. The position of the observations with these degenerate weights are not easily determined either. Clearly, the largest two weights are in the third quadrant. However, none of them correspond to the constraint with highest norm, not even among the observations in the third quadrant (indicated in Figure 3(d) in red).

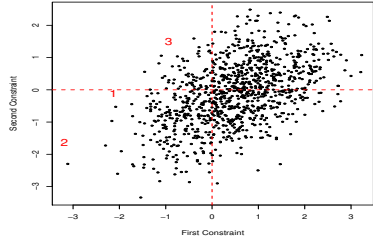
Even though, one may require different techniques to establish properties of weights under mis-specified multi-dimensional constraints, our proof of the posterior consistency of the BayesEL procedures actually hold with additional mild assumptions.



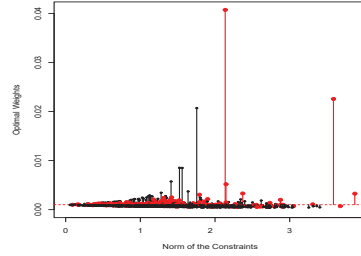
(a) True Constraints.



(b) Small Mis-specification.



(c) Big Mis-specification: Scatterplot.



(d) Big Mis-specification: Weights vs Norm.

Figure 3: EL Degeneracy in higher dimension

7 The order of the Lagrange multiplier $\hat{\lambda}$

In this section, we establish that the correct order of the Lagrange parameter λ is \mathfrak{M}_n^{-1} , thereby proving Theorem 3.1. We work with a fixed $\theta \in \Theta$, and abbreviate $a(\theta)$ and $\xi_i(\theta)$ simply as a and ξ_i respectively.

Proof of Theorem 3.1. We consider the function

$$g(\lambda) = \sum_{i=1}^n \frac{h_i}{1 + \lambda h_i}.$$

By construction:

$$g(0) = \sum_{i=1}^n h_i = na + \sum_{i=1}^n \xi_i = n \left(a + \frac{\sum_{i=1}^n \xi_i}{n} \right). \quad (19)$$

Now since $\sum_{i=1}^n \xi_i/n \rightarrow 0$ almost surely as $n \rightarrow \infty$, $\text{sgn}(g(0)) = \text{sgn}(a)$ for all large enough n .

For the rest of this proof, we assume without loss of generality that $a = a(\theta) > 0$, the case $a < 0$ can be dealt with on similar lines.

At this point, we recall the definition of h_{\max} from (12). For n large enough, we observe that, with high probability, there are h_i -s with positive as well as negative sign (since a is fixed and ξ_i -s assume large values both in the positive and the negative directions, by assumption (A2)). Since there are going to be h_i -s of both signs, h_{\max} as above will be well defined, and will have the opposite sign of a .

In particular, for $a > 0$, we have $\text{sgn}(a) > 0$ and hence $h_{\max} < 0$, and as such, we have $h_{\max} = -|h_{\max}|$. Recall from (9) that the optimal weights \hat{w}_i are given by $\frac{1}{n} \frac{1}{1 + \lambda h_i}$. Since the optimal weights are non-negative, this implies that $1 + \lambda h_i > 0$ for each i . In the context of the discussion above, we can apply this in particular to $h_{\max} = -|h_{\max}|$, and obtain $1 - \hat{\lambda}|h_{\max}| > 0$, which implies that $\hat{\lambda} < \frac{1}{|h_{\max}|}$. If

$$\tilde{h}_{\max} := \max\{h_i : h_i > 0\},$$

then, using the fact that $1 + \hat{\lambda}\tilde{h}_{\max} > 0$, we can deduce that $\hat{\lambda} > -1/\tilde{h}_{\max}$. Notice that $\tilde{h}_{\max} > 0$, so the above argument locates the optimal value $\hat{\lambda}$ of the Lagrangian parameter in the interval $(-1/\tilde{h}_{\max}, 1/|h_{\max}|)$.

In the interval $(-1/\tilde{h}_{\max}, 1/|h_{\max}|)$, the function $g(\lambda)$ is continuous. The fact that $g'(\lambda) = -\sum_{i=1}^n h_i^2 / (1 + \lambda h_i)^2 < 0$ for all $\lambda \in (-1/\tilde{h}_{\max}, 1/|h_{\max}|)$ implies that g is, in fact, a decreasing function on this interval. As such, $g(\lambda) = 0$ has a unique root in the interval $(-1/\tilde{h}_{\max}, 1/|h_{\max}|)$, which is the optimal Lagrange parameter $\hat{\lambda}$. Observe that, from (19), it follows that for large enough n , we have $g(0) > 0$ with high probability, which implies that, in fact, $\hat{\lambda} > 0$.

We will show below that, for any fixed $\epsilon > 0$ (independent of n), if

$$0 < \lambda \leq \frac{1 - \epsilon}{|h_{\max}|},$$

then $g(\lambda) > 0$. Since g is decreasing on the interval $(-1/\tilde{h}_{\max}, 1/|h_{\max}|)$, the last statement would imply that, $\hat{\lambda}$, which is a solution of the equation $g(\lambda) = 0$, is greater than $\frac{1-\epsilon}{|h_{\max}|}$. In view of the above, $0 < \lambda \leq \frac{1-\epsilon}{|h_{\max}|}$ in the rest of the proof.

To this end, define two sets:

$$\begin{aligned}\mathcal{I}_+ &= \{i : h_i > 0\}, \\ \mathcal{I}_- &= \{i : h_i < 0\}.\end{aligned}$$

Now if $h_i \in \mathcal{I}_+$, then $1 + \lambda h_i > 1$. That is $h_i/(1 + \lambda h_i) < h_i$.

For $\delta > 0$ (chosen as in assumption (A4)), we define the set

$$\mathcal{I}_0 = \{i : |h_i| > \mathfrak{M}_n^{1-\delta}\}.$$

By definition, $i \in \mathcal{I}_0$ implies $|\xi_i| > \mathfrak{M}_n^{1-\delta}$. Now $|\mathcal{I}_0| = \sum_{i=1}^n 1_{\{h_i \in \mathcal{I}_0\}}$. Hence, we have

$$\mathbb{E}[|\mathcal{I}_0|] = \sum_{i=1}^n \mathbb{P}[h_i \in \mathcal{I}_0] = \sum_{i=1}^n \mathbb{P}[|\xi_i| > \mathfrak{M}_n^{1-\delta}] \leq np_{n,\delta}.$$

To summarize,

$$\mathbb{E}\left[\frac{|\mathcal{I}_0|}{n}\right] \leq p_{n,\delta}.$$

This, in particular, implies that the random variable $|\mathcal{I}_0|/n$ is $O_P(p_{n,\delta}) = o_P(1)$.

Now assume that $\lambda_0 = (1 - \epsilon)/|h_{\max}|$. That is,

$$1 + \lambda_0 h_i = 1 - \frac{(1 - \epsilon)}{h_{\max}} h_i = \left(1 - \frac{h_i}{h_{\max}}\right) + \epsilon \frac{h_i}{h_{\max}}. \quad (20)$$

We will consider three cases in order to obtain a bound on $1 + \lambda_0 h_i$.

Case 1: Suppose $i \in \{1, 2, \dots, n\} \setminus \mathcal{I}_0 = \mathcal{I}_0^C$. For any $i \in \mathcal{I}_0^C$, we have, by definition of \mathcal{I}_0^C $|h_i/h_{\max}| \leq \mathfrak{M}_n^{-\delta}(1 + o_P(1))$. That is, for any $i \in \mathcal{I}_0^C$,

$$1 - \mathfrak{M}_n^{-\delta} - o_P(1) \leq 1 + \lambda_0 h_i \leq 1 + \mathfrak{M}_n^{-\delta} + o_P(1).$$

So for $i \in \mathcal{I}_0^c$, the relation

$$(1 - \mathfrak{M}_n^{-\delta} - o_P(1))h_i \leq \frac{h_i}{1 + \lambda_0 h_i} \leq (1 + \mathfrak{M}_n^{-\delta} + o_P(1))h_i$$

holds.

Case 2: Suppose $i \in \mathcal{I}_+ \cap \mathcal{I}_0$.

For $i \in \mathcal{I}_+ \cap \mathcal{I}_0$, we observe that $\frac{h_i}{1 + \lambda_0 h_i} > 0$, because $\lambda_0 > 0$.

Case 3: Finally, suppose $i \in \mathcal{I}_- \cap \mathcal{I}_0$. For all $i \in \mathcal{I}_- \cap \mathcal{I}_0$, we note that, by definition of h_{\max} , $|h_i/h_{\max}| < 1$. Consequently, from (20), we deduce that

$$1 + \lambda_0 h_i \geq \epsilon \frac{h_i}{h_{\max}} = \epsilon \frac{|h_i|}{|h_{\max}|},$$

where, in the last step, we have used the fact that $h_i < 0$ whenever $i \in \mathcal{I}_-$. The above arguments imply that

$$\left| \frac{h_i}{1 + \lambda_0 h_i} \right| \leq \frac{|h_i|}{\epsilon \frac{|h_i|}{|h_{\max}|}} = \frac{|h_{\max}|}{\epsilon}.$$

This completes the analysis of the three cases to obtain a bound on $1 + \lambda_0 h_i$. We can summarize the bounds as :

$$\frac{h_i}{1 + \lambda_0 h_i} \geq \begin{cases} (1 - \mathfrak{M}_n^{-\delta} - o_P(1))h_i & \text{if } i \in \mathcal{I}_0^c, \\ 0 & \text{if } i \in \mathcal{I}_+ \cap \mathcal{I}_0, \\ -\frac{|h_{\max}|}{\epsilon} & \text{if } i \in \mathcal{I}_- \cap \mathcal{I}_0. \end{cases}$$

Now it follows that:

$$\begin{aligned}
\frac{g(\lambda_0)}{n} &= \frac{1}{n} \sum_{i=1}^n \frac{h_i}{1 + \lambda_0 h_i} \\
&\geq \frac{1}{n} \sum_{i \in \mathcal{I}_0^c} \frac{h_i}{1 + \lambda_0 h_i} + \frac{1}{n} \sum_{i \in \mathcal{I}_+ \cap \mathcal{I}_0} \frac{h_i}{1 + \lambda_0 h_i} + \frac{1}{n} \sum_{i \in \mathcal{I}_- \cap \mathcal{I}_0} \frac{h_i}{1 + \lambda_0 h_i} \\
&\geq \frac{1}{n} \sum_{i \in \mathcal{I}_0^c} \frac{h_i}{1 + \lambda_0 h_i} + \frac{1}{n} \sum_{i \in \mathcal{I}_- \cap \mathcal{I}_0} \frac{h_i}{1 + \lambda_0 h_i} \\
&\geq \frac{1}{n} \left(\sum_{i \in \mathcal{I}_0^c} h_i \right) (1 - \mathfrak{M}_n^{-\delta} - o_P(1)) - \frac{|h_{\max}|}{\epsilon} \frac{|\mathcal{I}_- \cap \mathcal{I}_0|}{n} \\
&\geq \frac{1}{n} \left(\sum_{i \in \mathcal{I}_0^c} h_i \right) (1 - \mathfrak{M}_n^{-\delta} - o_P(1)) - \frac{|h_{\max}|}{\epsilon} \frac{|\mathcal{I}_0|}{n} \\
&\geq \frac{1}{n} \left(\sum_{i \in \mathcal{I}_0^c} h_i \right) (1 - \mathfrak{M}_n^{-\delta} - o_P(1)) - \frac{\mathfrak{M}_n(1 + o_P(1))O_P(p_{n,\delta})}{\epsilon}. \quad (21)
\end{aligned}$$

For δ small enough such that the assumption (A4) is valid, we immediately observe that the second term on the R.H.S. converges to zero with high probability. For the first term, notice that:

$$\frac{1}{n} \sum_{i \in \mathcal{I}_0^c} h_i = \frac{1}{n} \sum_{i=1}^n h_i - \frac{1}{n} \sum_{i \in \mathcal{I}_0} h_i.$$

But

$$\frac{1}{n} \left| \sum_{i \in \mathcal{I}_0} h_i \right| \leq |h_{\max}| \frac{|\mathcal{I}_0|}{n} = (\mathfrak{M}_n + o_P(1))O_P(p_{n,\delta}) = o_P(1),$$

where, in the last step, we have used (A4). To summarize, we have shown that

$$\frac{1}{n} \sum_{i \in \mathcal{I}_0^c} h_i = \frac{1}{n} \sum_{i=1}^n h_i - o_P(1).$$

By the law of large numbers, $\sum_{i=1}^n h_i/n = a + o_P(1)$.

Combining the above facts, we may deduce that, $\frac{g(\lambda_0)}{n} \geq a + o_P(1)$, which is positive with high probability since $a > 0$.

This implies that, for any $\epsilon > 0$, we have

$$\frac{(1 - \epsilon)}{|h_{\max}|} \leq \hat{\lambda} \leq \frac{1}{|h_{\max}|},$$

with high probability as $n \rightarrow \infty$.

In other words, for any $\epsilon > 0$, we have

$$|\hat{\lambda} \cdot |h_{\max}| - 1| \leq \epsilon$$

with high probability as $n \rightarrow \infty$, and since by assumption (A2) we have $|h_{\max}| = \mathfrak{M}_n(1 + o_P(1))$, we may therefore deduce that

$$\hat{\lambda} \mathfrak{M}_n = 1 + o_P(1),$$

as desired. ■

8 A canonical expansion for $\hat{\lambda}$

In this section, we rigorously establish the canonical expansion (11). We work with a fixed $\theta \in \Theta$, and abbreviate $a(\theta)$ and $\xi_i(\theta)$ simply as a and ξ_i respectively.

Proof of Theorem 3.2. We will work in the setting $a(\theta) > 0$; the case $a(\theta) < 0$ will follow along similar lines.

When $a = a(\theta) > 0$, we have $h_{\max} < 0$ and $\hat{\lambda} = -\frac{1}{h_{\max}} + \zeta = \frac{1}{|h_{\max}|} + \zeta$, where $\zeta \leq 0$.

We further recall that $|h_{\max}| = \mathfrak{M}_n(1 + o_P(1))$ and $|\zeta| = o_P\left(\frac{1}{\mathfrak{M}_n}\right)$. Without loss of generality, let us assume $h_1 = h_{\max}$. Then we have

$$\frac{h_1}{1 + \hat{\lambda}h_1} = \frac{h_1}{1 + \left(-\frac{1}{h_{\max}} + \zeta\right)h_{\max}} = \frac{1}{\zeta}.$$

So we get,

$$\sum_{i=1}^n \frac{h_i}{1 + \hat{\lambda}h_i} = \frac{1}{\zeta} + \sum_{i=2}^n \frac{h_i}{1 + \hat{\lambda}h_i} = 0$$

That is:

$$\frac{1}{\zeta} = - \sum_{i=2}^n \frac{h_i}{1 + \hat{\lambda}h_i} \tag{22}$$

Next we compute the order of the R.H.S. of (22). To this end, we will consider three cases, depending on the nature of the index i .

Case 1: For $i \in \mathcal{I}_0^C$, we have $|h_i| = O(\mathfrak{M}_n^{1-\delta})$ by definition. This implies that

$$\frac{h_i}{1 + \hat{\lambda}h_i} = \frac{h_i}{1 + \left(-\frac{1}{\mathfrak{M}_n} + o_P(1/\mathfrak{M}_n)\right)h_i} = \frac{h_i}{1 + o_P(\mathfrak{M}_n^{-\delta})} = h_i \left(1 + o_P(\mathfrak{M}_n^{-\delta})\right).$$

Case 2: For $i \in \mathcal{I}_+ \cap \mathcal{I}_0$, we have $1 + \hat{\lambda}h_i > 1$ since $\hat{\lambda} > 0$. Consequently, we have

$$|h_i/(1 + \hat{\lambda}h_i)| \leq h_i. \quad (23)$$

Case 3: For $i \in \mathcal{I}_- \cap \mathcal{I}_0$, we write:

$$\left| \frac{h_i}{1 + \hat{\lambda}h_i} \right| = \left| \frac{h_i}{1 + \left(-\frac{1}{h_{\max}} + \zeta\right)h_i} \right| = \left| \frac{h_i}{\frac{h_{\max}-h_i}{h_{\max}} + \zeta h_i} \right|.$$

Now recall that $\zeta \leq 0$, $h_{\max} < 0$ and $h_i < 0$ (the last assertion being true since $i \in \mathcal{I}_-$). These, in particular, imply that $\zeta h_i \geq 0$ and $(h_{\max} - h_i)/h_{\max} \geq 0$.

Consequently, we have

$$\left| \frac{h_i}{\frac{h_{\max}-h_i}{h_{\max}} + \zeta h_i} \right| = \frac{|h_i|}{\frac{h_{\max}-h_i}{h_{\max}} + \zeta h_i} \leq \frac{|h_i|h_{\max}}{h_{\max} - h_i}.$$

Now, by assumption (A2) we have $|h_i| \leq \mathfrak{M}_n(1 + o_P(1))$, and by assumption (A3) we have

$$|h_{\max} - h_i| \geq |\xi_{\max}^- - \xi_{\max,2}^-| \geq \mathfrak{M}_n^{-\gamma}(1 + o_P(1)).$$

This implies that, for $i \in \mathcal{I}_- \cap \mathcal{I}_0$ we have

$$\left| \frac{h_i}{1 + \hat{\lambda}h_i} \right| \leq \mathfrak{M}_n^{\gamma+2}(1 + o_P(1)). \quad (24)$$

Combining Cases 1, 2 and 3 as above, we may deduce that:

$$\begin{aligned} \sum_{i=2}^n \frac{h_i}{1 + \hat{\lambda}h_i} &= \sum_{\{2, \dots, n\} \cap \mathcal{I}_0} \frac{h_i}{1 + \hat{\lambda}h_i} + \sum_{\{2, \dots, n\} \cap \mathcal{I}_0^C} \frac{h_i}{1 + \hat{\lambda}h_i} \\ &= n \left\{ \frac{1}{n} \sum_{\{2, \dots, n\} \cap \mathcal{I}_0} \frac{h_i}{1 + \hat{\lambda}h_i} + \frac{1}{n} \sum_{\{2, \dots, n\} \cap \mathcal{I}_0^C} \frac{h_i}{1 + \hat{\lambda}h_i} \right\}. \end{aligned} \quad (25)$$

The first term in (25) can be bounded as:

$$\begin{aligned}
& \left| \frac{1}{n} \sum_{\{2, \dots, n\} \cap \mathcal{I}_0} \frac{h_i}{1 + \hat{\lambda} h_i} \right| \\
& \leq \left| \frac{1}{n} \sum_{\{2, \dots, n\} \cap \mathcal{I}_+ \cap \mathcal{I}_0} \frac{h_i}{1 + \hat{\lambda} h_i} \right| + \left| \frac{1}{n} \sum_{\{2, \dots, n\} \cap \mathcal{I}_- \cap \mathcal{I}_0} \frac{h_i}{1 + \hat{\lambda} h_i} \right| \\
& \leq \left(\frac{1}{n} \sum_{\{2, \dots, n\} \cap \mathcal{I}_+ \cap \mathcal{I}_0} h_i \right) + \frac{1}{n} \sum_{\{2, \dots, n\} \cap \mathcal{I}_- \cap \mathcal{I}_0} \left| \frac{h_i}{1 + \hat{\lambda} h_i} \right| \\
& \leq \mathfrak{M}_n(1 + o_P(1)) \cdot \frac{|\mathcal{I}_+ \cap \mathcal{I}_0|}{n} + \mathfrak{M}_n^{\gamma+2}(1 + o_P(1)) \cdot \frac{|\mathcal{I}_- \cap \mathcal{I}_0|}{n} \\
& \leq \mathfrak{M}_n^{\gamma+2} \frac{|\mathcal{I}_0|}{n} = o_P(1), \tag{26}
\end{aligned}$$

where, in the last step, we have used the fact that, since $\mathbb{E}[|\mathcal{I}_0|/n] \leq p_{n,\delta}$ and $\mathfrak{M}_n^{\gamma+2} p_{n,\delta} = o_P(1)$ as per assumption (A4), we have $\mathfrak{M}_n^{\gamma+2} \frac{|\mathcal{I}_0|}{n} = o_P(1)$ as $n \rightarrow \infty$. This completes the analysis of the second term in (25).

For the second term in (25), observe that

$$\begin{aligned}
\frac{1}{n} \sum_{\{2, \dots, n\} \cap \mathcal{I}_0^C} \frac{h_i}{1 + \hat{\lambda} h_i} &= \{1 + O_P(\mathfrak{M}_n^{-\delta})\} \cdot \frac{1}{n} \left(\sum_{\{2, \dots, n\} \cap \mathcal{I}_0^C} h_i \right) \\
&= \{1 + O_P(\mathfrak{M}_n^{-\delta})\} \left\{ \frac{1}{n} \sum_{i=1}^n h_i - \frac{h_{\max}}{n} - \frac{1}{n} \sum_{\{2, \dots, n\} \cap \mathcal{I}_0} h_i \right\}. \tag{27}
\end{aligned}$$

Clearly, $\sum_{i=1}^n h_i/n \rightarrow a$ and $|h_{\max}|/n \rightarrow 0$ in probability, as $n \rightarrow \infty$. Furthermore, we have

$$\left| \frac{1}{n} \sum_{\{2, \dots, n\} \cap \mathcal{I}_0} h_i \right| \leq \mathfrak{M}_n(1 + o_P(1)) \frac{|\mathcal{I}_0|}{n}.$$

Again using the fact that $\mathbb{E}[|\mathcal{I}_0|/n] \leq p_{n,\delta}$, for δ small enough, we deduce that

$$\left| \frac{1}{n} \sum_{\{2, \dots, n\} \cap \mathcal{I}_0} h_i \right| \leq \mathfrak{M}_n(1 + o_P(1)) \frac{|\mathcal{I}_0|}{n}$$

converges in probability to zero. In view of (27), this implies that

$$\frac{1}{n} \sum_{\{2, \dots, n\} \cap \mathcal{I}_0^C} \frac{h_i}{1 + \hat{\lambda} h_i} = a + o_P(1). \tag{28}$$

This completes the analysis of the second term in (25).

Combining (26) and (28), we deduce from (25) that

$$\sum_{i=2}^n \frac{h_i}{1 + \hat{\lambda} h_i} = a + o_P(1).$$

Now from (22), we have

$$\begin{aligned} \frac{1}{\zeta} &= -n(a + o_P(1)), \\ \text{so that } \zeta &= -\frac{a^{-1}}{n} + o_P\left(\frac{1}{n}\right), \end{aligned}$$

which completes the proof of Theorem 3.2. ■

9 Degeneracies in the MLE measure

In this section, we establish the existence of degeneracies in the MLE measure under mis-specification, and contrast it with the case under correct specification where such degeneracies are not present. We work with a fixed $\theta \in \Theta$, and abbreviate $a(\theta)$ and $\xi_i(\theta)$ simply as a and ξ_i respectively.

Proof of Theorem 3.3. We will work in the setting $a = a(\theta) > 0$; the case $a(\theta) < 0$ will follow on similar lines. For each $i = 1, 2, \dots, n$, we have

$$\hat{w}_i = \frac{1}{n} \frac{1}{1 + \hat{\lambda} h_i}. \tag{29}$$

Using this expression, we may deduce that

$$\begin{aligned} \hat{w}_{\max} &= \frac{1}{n} \cdot \frac{1}{1 + \left(-\frac{1}{h_{\max}} + \zeta\right) h_{\max}} \\ &= \frac{1}{n \zeta h_{\max}} \\ &= \frac{a}{-h_{\max}} (1 + o_P(1)) \quad [\text{using Theorem 3.2}] \\ &= \frac{a}{|h_{\max}|} (1 + o_P(1)) \\ &= a \cdot \mathfrak{M}_n^{-1} (1 + o_P(1)). \end{aligned}$$

Denote by i_{\max} the index i for which $h_i = h_{\max}$. Recall that $\hat{\lambda} > 0$. For $i \neq i_{\max}$ such that $h_i > 0$, we have $\hat{w}_i < 1/n$. For $i \neq i_{\max}$ s.t. $h_i < 0$, we proceed as

$$\hat{w}_i = \frac{1}{n} \cdot \frac{1}{1 + \left(-\frac{1}{h_{\max}} + \zeta\right) h_i} = \frac{1}{n} \cdot \frac{1}{1 - \frac{h_i}{h_{\max}} + \zeta h_i}. \quad (30)$$

Recall from Theorem 3.2 that, since we are in the setting $a > 0$, we have $\zeta < 0$ as well. Thus,

$$\hat{w}_i \leq \frac{1}{n} \frac{1}{1 - \frac{h_i}{h_{\max}}} \leq \frac{1}{n} \cdot \frac{h_{\max}}{h_{\max} - h_i} \leq \frac{\mathfrak{M}_n^{\gamma+1}(1 + o_P(1))}{n},$$

where, in the last step, we have used assumption (A4).

Combining the above analyses to cover all $i \neq i_{\max}$, we deduce that

$$\max\{\hat{w}_i : i \neq i_{\max}\} = O\left(\frac{\mathfrak{M}_n^{\gamma+1}}{n}\right).$$

On the other hand, we observe that

$$|\hat{\lambda} h_i| = |\hat{\lambda}| |h_i| \leq \mathfrak{M}_n^{-1}(1 + o_P(1)) \cdot \mathfrak{M}_n(1 + o_P(1)) = 1 + o_P(1),$$

where, in the last step, we have used Theorem 3.3 and assumption (A2). Applying this to (29), we deduce that

$$\min\{\hat{w}_i : 1 \leq i \leq n\} \geq \frac{1}{n}(1 - o_P(1)),$$

as desired. ■

10 Asymptotics of the Wilks' statistic

In this section, we demonstrate the anomalous behaviour of the Wilks' statistic for empirical likelihood in the misspecified setting, and in doing so, establish Theorem 3.4 and Corollary 3.5. We will work with a fixed $\theta \in \Theta$, and abbreviate $a(\theta)$ and $\xi_i(\theta)$ simply as a and ξ_i respectively.

Proof of Theorem 3.4. As in the proof of Theorem 3.2, we will work in the setting $a = a(\theta) > 0$, the case when $a(\theta)$ is negative will follow on similar lines. We begin with

$$-2 \log n \hat{w}_i = 2 \log(1 + \hat{\lambda} h_i).$$

Recall the parameter δ from (A4). We divide the indices i into two groups : \mathcal{I}_0 such that $|h_i| > \mathfrak{M}_n^{1-\delta}$ for $i \in \mathcal{I}_0$, and \mathcal{I}_0^C consisting of the rest of the indices.

This leads to the expression

$$\mathbf{L} = \left(\sum_{i \in \mathcal{I}_0^C} -2 \log n \hat{w}_i \right) + \left(\sum_{i \in \mathcal{I}_0} -2 \log n \hat{w}_i \right) \quad (31)$$

For $i \in \mathcal{I}_0^C$, we deduce from Theorem 3.2 that $|\hat{\lambda} h_i| \leq \mathfrak{M}_n^{-\delta}$, so for n large enough (such that $\mathfrak{M}_n^{-\delta} < 1/2$) we can expand

$$2 \log(1 + \hat{\lambda} h_i) = 2 \hat{\lambda} h_i + \Xi_i, \quad (32)$$

where $|\Xi_i| \leq 4|\hat{\lambda}|^2 h_i^2$ (with probability tending to 1 as $n \rightarrow \infty$). Thus, the contribution to \mathbf{L} due to the indices in \mathcal{I}_0^C can be written as

$$\left(\sum_{i \in \mathcal{I}_0^C} -2 \log n \hat{w}_i \right) = 2 \hat{\lambda} \sum_{i \in \mathcal{I}_0^C} h_i + \Xi, \quad (33)$$

where $\Xi = \sum_{i \in \mathcal{I}_0^C} \Xi_i$ satisfies

$$|\Xi| \leq 4|\hat{\lambda}|^2 \sum_{i \in \mathcal{I}_0^C} h_i^2 \leq 4|\hat{\lambda}|^2 \sum_{i=1}^n h_i^2 = 4n|\hat{\lambda}|^2 \frac{1}{n} \sum_{i=1}^n h_i^2 = \frac{4n}{\mathfrak{M}_n^2} \mathbb{E}[h_1^2] (1 + o_P(1)), \quad (34)$$

where in the last step we have used Theorem 3.2 and the Law of Large Numbers for $\frac{1}{n} \sum_{i=1}^n h_i^2$. Also observe that

$$2 \hat{\lambda} \sum_{i \in \mathcal{I}_0^C} h_i = 2 \hat{\lambda} \sum_{i=1}^n h_i - 2 \hat{\lambda} \sum_{i \in \mathcal{I}_0} h_i.$$

But

$$2 \hat{\lambda} \sum_{i=1}^n h_i = 2n \hat{\lambda} \cdot \frac{1}{n} \sum_{i=1}^n h_i = 2n \hat{\lambda} \cdot \left(a(\theta) + \frac{1}{n} \sum_{i=1}^n \xi_i \right) = 2n \hat{\lambda} \cdot \left(a(\theta) + O_P(1/\sqrt{n}) \right). \quad (35)$$

Moreover, as in the proof of Theorem 3.1, we recall that

$$\frac{1}{n} \sum_{i \in \mathcal{I}_0} h_i \leq \frac{|\mathcal{I}_0|}{n} \mathfrak{M}_n(1 + o_P(1)) = o_P(1), \quad (36)$$

since $\mathbb{E}[|\mathcal{I}_0|/n] = p_{n,\delta} \rightarrow 0$ as $n \rightarrow \infty$. Consequently, combining the last three displays, we have

$$2\hat{\lambda} \sum_{i \in \mathcal{I}_0^C} h_i = 2n\hat{\lambda} \cdot \left(\frac{1}{n} \sum_{i=1}^n h_i \right) - 2n\hat{\lambda} \cdot \left(\frac{1}{n} \sum_{i \in \mathcal{I}_0} h_i \right) = \frac{2n}{\mathfrak{M}_n} (a + o_P(1)), \quad (37)$$

where in the last step we have again used Theorem 3.2. In view of (33), this implies

$$\left(\sum_{i \in \mathcal{I}_0^C} -2 \log n \hat{w}_i \right) = \frac{2n}{\mathfrak{M}_n} (a(\theta) + o_P(1)) \quad (38)$$

From Theorem 3.3, in particular (15), we may deduce that, for all i we have $1 \geq \hat{w}_i \geq \frac{1}{n}(1 - o_P(1))$. This implies, in particular, that for any i we have

$$|\log n \hat{w}_i| \leq \log n.$$

In view of this, we can bound the contribution to Λ from the indices in \mathcal{I}_0 as

$$\left| \sum_{i \in \mathcal{I}_0} -2 \log n \hat{w}_i \right| \leq 2|\mathcal{I}_0| \log n.$$

Recall that $\mathbb{E}[|\mathcal{I}_0|] = np_{n,\delta}$, so we have

$$\begin{aligned} \mathbb{E}\left[\sum_{i \in \mathcal{I}_0} -2 \log n \hat{w}_i \right] &\leq 2 \log n \cdot \mathbb{E}[|\mathcal{I}_0|] \\ &\leq 2 \log n \cdot np_{n,\delta} = \frac{2n}{\mathfrak{M}_n} \cdot \mathfrak{M}_n \log n \cdot p_{n,\delta} \\ &= \frac{2n}{\mathfrak{M}_n} \cdot o_P(1), \end{aligned} \quad (39)$$

where in the last two steps we have invoked assumption (A4). This, in particular, implies that

$$\left| \sum_{i \in \mathcal{I}_0} -2 \log n \hat{w}_i \right| = \frac{2n}{\mathfrak{M}_n} \cdot o_P(1). \quad (40)$$

Combining (31), (38) and (40), we deduce that

$$\mathbf{L} = 2 \cdot \frac{n}{\mathfrak{M}_n} \cdot (a(\theta)(1 + o_P(1))),$$

as desired. ■

Proof of Corollary 3.5. The proof of Corollary 3.5 follows on similar lines to the proof of Theorem 3.2, by taking the expansion (32) to degree k (instead of terminating at degree 1). ■

11 The Bayesian perspective

In this section, we discuss the convergence of the (random) posterior distribution from a BayesEL procedure to the delta measure δ_{θ_0} where θ_0 is the true value of the parameter θ . This will culminate in the proof of Theorem 5.1, but first we need to lay down a set-up and a class of assumptions under which the main result of this section will hold.

We work in the setting of :

- (B1) There is a compact parameter space $\Theta \subset \mathbb{R}^d$ with open interior, and containing the true parameter value θ_0 in the interior.
- (B2) There is a collection of i.i.d. random variables $X_i(\theta)$ (taking values in some space E), jointly defined on the parameter space Θ as i.i.d. random fields.
- (B3) There is a prior distribution on Θ that has a density π (with respect to the Lebesgue measure on Θ) that is lower semi-continuous at θ_0 (which implies that $\pi(\theta)$ is uniformly bounded away from 0 in a neighbourhood of θ_0).
- (B4) There is a measurable function $h : E \rightarrow \mathbb{R}$ such that $h(X_i(\theta))$ are the observed variables, and the following laws of large numbers hold uniformly for π -a.e. θ :

$$\frac{\sum_{i=1}^n h(X_i(\theta))}{n} \rightarrow \mathbb{E}[h(X_1(\theta))] \quad \text{a.s.}$$

and

$$\frac{\sum_{i=1}^n h(X_i(\theta))^2}{n} \rightarrow \mathbb{E}[h(X_1(\theta))^2] \quad \text{a.s..}$$

Define the random variables

$$r_{n,1} = \text{esssup}_\theta \left| \frac{\sum_{i=1}^n h(X_i(\theta))}{n} - \mathbb{E}[h(X_1(\theta))] \right|$$

and

$$r_{n,2} = \text{esssup}_\theta \left| \frac{\sum_{i=1}^n h(X_i(\theta))^2}{n} - \mathbb{E}[h(X_1(\theta))^2] \right|.$$

Then π -a.e. uniform convergence implies that $r_{n,1}$ and $r_{n,2} \rightarrow 0$ a.s. We assume that $\max\{r_{n,1}, r_{n,2}\} \leq n^{-\delta}$ for some $\delta > 0$.

- (B5) The expectation $\mathbf{g}(\theta) = \mathbb{E}[h(X_i(\theta))]$ $< \infty$ strongly identifies θ_0 , that is \mathbf{g} satisfies $\mathbf{g}(\theta_0) = 0, \mathbf{g}(\theta) \neq 0$ for $\theta \neq \theta_0$ in the strong sense (i.e., $\inf_{\theta \in B^c} |\mathbf{g}(\theta)| > 0$ for any neighbourhood B of θ_0). Moreover \mathbf{g} is 1-Lipschitz at θ_0 (i.e. $|\mathbf{g}(\theta)| \leq c|\theta - \theta_0|$ on some neighbourhood of θ_0). Notice that, this implies \mathbf{g} is bounded in a small enough neighbourhood of θ_0 .
- (B6) Let $\mathfrak{M}_n(\theta)$ denote $\max_{1 \leq i \leq n} |h(X_i(\theta))|$. Further, let $M_n = \sup_{\theta \in \Theta} \mathfrak{M}_n(\theta)$ and $m_n = \inf_{\theta \in \Theta} \mathfrak{M}_n(\theta)$. Then $m_n \rightarrow \infty$ and $M_n = o(n)$ a.s. Furthermore, $M_n/m_n = o(n^\delta)$, where δ is as in (B4).
- (B7) We assume that, uniformly for all $\theta \in \Theta$, $|\hat{\lambda}| = O_p(1/M)$ holds.

Note that, the strong identifiability of \mathbf{g} in (B5) can be deduced as a consequence of a simpler but weaker condition that \mathbf{g} identifies θ_0 (i.e. $\mathbf{g}(\theta) = 0$ iff $\theta = \theta_0$) and \mathbf{g} is continuous. For many models M_n and m_n asymptotically grow at the same rate with n . That is, the assumption (B6) would be easily satisfied. Since by construction for each $i = 1, 2, \dots, n$, $(1 + \hat{\lambda}h_i) \geq 0$ holds, we may have $|\hat{\lambda}| \leq 1/\mathfrak{M}_n(\theta)$ with high probability, provided the largest in magnitude among the positive and the negative h_i -s both grow at the rate $\mathfrak{M}_n(\theta)$. This is true under very general conditions, e.g. in the setting of assumption (A2) earlier in this paper. That is, the assumption (B7) would be satisfied. A general location family would satisfy all these assumptions. With appropriate changes, the proof below extends to any dimension, provided an appropriate bound for $\|\hat{\lambda}\|$ along the line of (B7) can be found. Such bounds can be shown to hold under general conditions already considered in the literature, see e.g. [4], in particular, conditions (A1)-(A3) therein.

Proof of Theorem 5.1. We recast the maximum log likelihood $L(\theta)$ as follows [32, Section 3.14] :

$$L_n(\theta) = \min_{\lambda} \left\{ - \sum_{i=1}^n \log(1 + \lambda h(X_i(\theta))) \right\}. \quad (41)$$

such that $1 + \lambda h(X_i(\theta)) > 0$, $\forall i = 1, \dots, n$. The efficacy of this representation will become clear in the argument that follows.

We write the posterior distribution as the (random) measure

$$\Pi^{(n)}(\theta) = \gamma_n(\theta) \pi(\theta) d\theta / \int_{\Theta} \gamma_n(\theta) \pi(\theta) d\theta,$$

where $\gamma_n(\theta) = \exp(L_n(\theta))$.

Our proof, broadly speaking, will proceed along the following contour. In order to show that $\Pi^{(n)}(\theta) \rightarrow \delta_{\theta_0}$ weakly, it suffices to show that $\int f(\theta) \Pi^{(n)}(\theta) \rightarrow f(\theta_0)$ for all bounded continuous functions $f : \Theta \rightarrow \mathbb{R}$. Equivalently, we will show that for any open ball $B \subset \mathbb{R}^d$ containing θ_0 , we have $\int_B f(\theta) d\Pi^{(n)}(\theta) \rightarrow 0$.

To accomplish the latter, our argument will consist of two ingredients : an upper bound on $\gamma(\theta)$ (roughly giving exponential decay in n outside B , upto logarithmic factors), and a lower bound on $\int_{\Theta} \gamma_n(\theta) \pi(\theta) d\theta$ (giving a sub-exponential bound).

11.1 The upper bound

We consider θ such that $\theta \neq \theta_0$. By strong identifiability it follows that $\mathbf{g}(\theta) \neq 0$. Now suppose we consider $\lambda_1 = \text{Sign}[\mathbf{g}(\theta)] / (100 \cdot \mathfrak{M}_n(\theta))$, where the choice of 100 is totally arbitrary. Clearly, $|\lambda_1 \cdot h(X_i(\theta))| \leq 1/100$ for all i , so in particular λ_1 is a candidate for the minimization problem (41). As such, we obtain

$$L(\theta) \leq - \sum_{i=1}^n \log(1 + \lambda_1 h(X_i(\theta))).$$

Now, $|\lambda_1 h(X_i(\theta))| \leq 1/100$ implies that, via an expansion of the logarithmic series, we have

$$-\log(1 + \lambda_1 h(X_i(\theta))) \leq -\lambda_1 h(X_i(\theta)) + (\lambda_1 h(X_i(\theta)))^2.$$

Now from the definition of $L_n(\theta)$ we can proceed as:

$$\begin{aligned} \frac{1}{n}L_n(\theta) &\leq -\lambda_1 \cdot \frac{1}{n} \left(\sum_{i=1}^n h(X_i(\theta)) \right) + \lambda_1^2 \cdot \frac{1}{n} \left(\sum_{i=1}^n h(X_i(\theta))^2 \right) \\ &\leq -\lambda_1 \cdot \mathbb{E}[h(X_1(\theta))] + \lambda_1 r_{n,1} + \lambda_1^2 (\mathbb{E}[h(X_1(\theta))^2] + r_{n,2}) \\ &= -\lambda_1 \cdot \mathfrak{g}(\theta) + \lambda_1 r_{n,1} + \lambda_1^2 (\mathbb{E}[h(X_1(\theta))^2] + r_{n,2}) \end{aligned}$$

Now notice that, since $\mathfrak{M}_n(\theta)$ diverges as $n \rightarrow \infty$, $\lambda_1 \rightarrow 0$. Moreover, $\theta \in B^C$, for some neighbourhood B of θ_0 and by strong identifiability, for all $\theta \in B^C$, θ , $\mathfrak{g}(\theta)$ is uniformly bounded away from 0. Using these two facts, π -a.e. uniform convergence implies that $r_{n,1}$ and $r_{n,2} \rightarrow 0$ a.s. and by substituting the λ_1 , we get:

$$\begin{aligned} \frac{1}{n}L_n(\theta) &\leq -\lambda_1 \cdot \mathfrak{g}(\theta) (1 + o(1)) \quad [\text{using strong identifiability of } \mathfrak{g}] \\ &= -|\mathfrak{g}(\theta)| / (100 \cdot \mathfrak{M}_n(\theta)) \cdot (1 + o(1)) \quad [\text{substituting } \lambda_1] \end{aligned}$$

Here, the strong identifiability of \mathfrak{g} implies that the $o(1)$ in the above is uniform in $\theta \in B^C$ for any neighbourhood B of θ_0 . Putting together all of the above, we deduce that on B^C we have

$$\gamma_n(\theta) \leq \exp \left(-\frac{n}{100 \cdot \mathfrak{M}_n(\theta)} |\mathfrak{g}(\theta)| (1 + o(1)) \right), \quad (42)$$

where the $o(1)$ is uniform in $\theta \in B^C$.

11.2 The lower bound

In this section, we show that $\int_{\Theta} \gamma_n(\theta) \pi(\theta) d(\theta) \geq \exp(-an^{1-\delta})$ for some absolute constant $a > 0$. We will work with θ in a small enough neighbourhood B of θ_0 such that \mathfrak{g} is bounded on that neighbourhood, further specifications on the precise choice of B will be outlined later.

We start by observing that, by assumption, $|\hat{\lambda}| = O(1/\mathfrak{M}_n(\theta))$ and $(\mathfrak{g}(\theta) + r_{n,1})$ is bounded a.s. on B . Now observe that, on this neighbourhood we have

$$\begin{aligned} \frac{1}{n}L_n(\theta) &= -\frac{1}{n} \sum_{i=1}^n \log(1 + \hat{\lambda} h(X_i(\theta))) \geq -\log \left(1 + \hat{\lambda} \cdot \frac{\sum_{i=1}^n h(X_i(\theta))}{n} \right) \\ &\geq -\log(1 + \hat{\lambda}(\mathfrak{g}(\theta) + r_{n,1})) \geq -\log(1 + |\hat{\lambda}(\mathfrak{g}(\theta) + r_{n,1})|). \end{aligned}$$

Now since $|\hat{\lambda}| = o_P(1/m_n)$ and $(\mathbf{g}(\theta) + r_{n,1})$ is bounded a.s. on B , $|\hat{\lambda}(\mathbf{g}(\theta) + r_{n,1})| \rightarrow 0$ with high probability, as $n \rightarrow \infty$. That is, for large n ,

$$\begin{aligned} \frac{1}{n} L_n(\theta) &\geq -2 |\hat{\lambda}(\mathbf{g}(\theta) + r_{n,1})| \geq -2 |\hat{\lambda}| |\mathbf{g}(\theta)| - 2 |\hat{\lambda}| |r_{n,1}| \\ &\geq -2c |\hat{\lambda}| |\theta - \theta_0| - 2 |\hat{\lambda}| |r_{n,1}| \geq -2c |\theta - \theta_0|/m_n - 2r_{n,1}/m_n. \end{aligned}$$

Therefore, on B we have

$$\gamma_n(\theta) \geq \exp(-4nr_{n,1}/m_n) \exp(-4cn|\theta - \theta_0|/m_n) \pi(\theta)$$

and

$$\int_B \gamma_n(\theta) \pi(\theta) d\theta \geq \exp(-4nr_{n,1}/m_n) \int_B \exp(-4cn|\theta - \theta_0|/m_n) \pi(\theta) d\theta.$$

Choose B to be the set of all θ such that $4cn|\theta - \theta_0|/m_n \leq 1$, so that $\gamma_n(\theta) \geq \exp(-4n^{1-\delta}/m_n) \cdot e^{-1} \cdot \pi(\theta)$. Then we have

$$\begin{aligned} \int_{\Theta} \gamma_n(\theta) \pi(\theta) d\theta &\geq \int_B \gamma_n(\theta) \pi(\theta) d\theta \geq \exp(-4n^{1-\delta}/m_n) \cdot e^{-1} \cdot \text{Vol}(B) \\ &= \exp(-4n^{1-\delta}/m_n) \cdot e^{-1} \cdot (m_n/4cn) \geq \exp(-an^{1-\delta}/m_n) \end{aligned}$$

for some absolute constant $a > 0$, as desired.

11.3 Combining the upper and the lower bounds

We now combine the upper and the lower bounds obtained in the previous two sections.

Suppose B is a neighbourhood of θ_0 . Then

$$\begin{aligned} \int_{B^c} \Pi^{(n)}(\theta) d\theta &= \left(\int_{B^c} \gamma_n(\theta) \pi(\theta) d\theta \right) / \left(\int_{\Theta} \gamma_n(\theta) \pi(\theta) d\theta \right) \\ &\leq \int_{B^c} \exp\left(-\frac{n}{100 \cdot M_n} |\mathbf{g}(\theta)| (1 + o(1))\right) \pi(\theta) d\theta / \exp(-an^{1-\delta}/m_n). \end{aligned}$$

Now suppose $|\mathbf{g}(\theta)| \geq 100 \cdot \ell$, that is, $100 \cdot \ell$ is the lower bound of $\mathbf{g}(\theta)$ on B^c . Now it follows that:

$$\begin{aligned} \int_{B^c} \Pi^{(n)}(\theta) d\theta &\leq \exp\left(\frac{an^{1-\delta}}{m_n}\right) \exp\left(-\frac{n}{100M_n} \ell(B)(1 + o(1))\right) \\ &= \exp\left(\frac{an^{1-\delta}}{m_n} - \frac{n}{M_n} \ell(B)(1 + o(1))\right). \end{aligned}$$

Therefore, for any bounded continuous function $f : \Theta \rightarrow \mathbb{R}$, we have

$$\begin{aligned} & \left| \int_{\Theta} f(\theta) \Pi^{(n)}(\theta) d\theta - f(\theta_0) \right| = \left| \int_{\Theta} f(\theta) \Pi^{(n)}(\theta) d\theta - \int_{\Theta} f(\theta_0) \Pi^{(n)}(\theta) d\theta \right| \\ & \leq \int_{\Theta} |f(\theta) - f(\theta_0)| \Pi^{(n)}(\theta) d\theta \\ & \leq \int_B |f(\theta) - f(\theta_0)| \Pi^{(n)}(\theta) d\theta + \int_{B^c} |f(\theta) - f(\theta_0)| \Pi^{(n)}(\theta) d\theta. \end{aligned}$$

For any given $\epsilon > 0$, by continuity of f we can choose $B = B_{\epsilon}$ such that $|f(\theta) - f(\theta_0)| \leq \epsilon$ for all $\theta \in B_{\epsilon}$. Then

$$\left| \int_{\Theta} f(\theta) \Pi^{(n)}(\theta) d\theta - f(\theta_0) \right| \leq \epsilon + \exp \left(\frac{an^{1-\delta}}{m_n} - \frac{n}{M_n} \ell(B)(1 + o(1)) \right).$$

Holding ϵ fixed and letting $n \rightarrow \infty$, using (B6), we deduce that

$$\overline{\lim}_{n \rightarrow \infty} \left| \int_{\Theta} f(\theta) \Pi^{(n)}(\theta) d\theta - f(\theta_0) \right| < \epsilon \text{ a.s.}$$

But this implies that $\int_{\Theta} f(\theta) d\mathcal{L}(\theta) \rightarrow f(\theta_0)$ a.s. as $n \rightarrow \infty$. Since this is true for any bounded continuous function f , we deduce that $\Pi^{(n)}(\theta) \rightarrow \delta_{\theta_0}$ a.s. ■

Acknowledgements

S.G. would like to thank Bikramjit Das for pointing to pertinent references on extreme values, and Philippe Rigollet for helpful comments. S.C. would like to thank Mark Handcock for sharing the list of edges and triangles of the $G(7, \frac{1}{2})$ graph.

References

- [1] Jinyuan Chang, Cheng Yong Tang, and Tong Tong Wu. A new scope of penalized empirical likelihood with high-dimensional estimating equations. *Ann. Statist.*, 46(6B):3185–3216, 12 2018.
- [2] Sourav Chatterjee and Persi Diaconis. Estimating and understanding exponential random graph models. *Ann. Statist.*, 41(5):2428–2461, 10 2013.

- [3] Sanjay Chaudhuri and Malay Ghosh. Empirical likelihood for small area estimation. *Biometrika*, 98:473–480, 2011.
- [4] Sanjay Chaudhuri, Subhroshekhar Ghosh, David J Nott, and Kim Cuc Pham. An easy-to-use empirical likelihood abc method. *arXiv preprint arXiv:1810.01675*, 2018.
- [5] Sanjay Chaudhuri, Debashis Mondal, and Teng Yin. Hamiltonian Monte Carlo sampling in Bayesian empirical likelihood computation. *Journal of the Royal Statistical Society: Series B (Statistical Methodology)*, 79(1):293–320, 2017.
- [6] Song Xi Chen and Ingrid Van Keilegom. A review on empirical likelihood methods for regression. *Test*, 18(3):415–447, 2009.
- [7] Siddhartha Chib, Minchul Shin, and Anna Simoni. Bayesian estimation and comparison of moment condition models. *Journal of the American Statistical Association*, 113(524):1656–1668, 2018.
- [8] Noel Cressie and Timothy R. C. Read. Multinomial goodness-of-fit tests. *Journal of the Royal Statistical Society. Series B (Methodological)*, 46(3):440–464, 1984.
- [9] Paul Deheuvels. On the influence of the extremes of an i.i.d. sequence on the maximal spacings. *Ann. Probab.*, 14(1):194–208, 01 1986.
- [10] Thomas DiCiccio, Peter Hall, and Joseph Romano. Empirical likelihood is bartlett-correctable. *Ann. Statist.*, 19(2):1053–1061, 06 1991.
- [11] Kai-Tai Fang and Rahul Mukerjee. Expected lengths of confidence intervals based on empirical discrepancy statistics. *Biometrika*, 92:499–503, 2005.
- [12] Kai-Tai Fang and Rahul Mukerjee. Empirical type likelihood allowing posterior credible stes with frequentist validity: Higher-order asymptotics. *Biometrika*, 93:723–733, 2006.
- [13] Ian Fellows and Mark Handcock. Removing Phase Transitions from Gibbs Measures. In Aarti Singh and Jerry Zhu, editors, *Proceedings of the 20th International Conference on Artificial Intelligence and Statistics*, volume 54 of *Proceedings of Machine Learning Research*, pages 289–297, Fort Lauderdale, FL, USA, 20–22 Apr 2017. PMLR.

- [14] Marian Grendár and George Judge. Asymptotic equivalence of empirical likelihood and bayesian map. *Ann. Statist.*, 37(5A):2445–2457, 10 2009.
- [15] Peter Hall and Art B. Owen. Empirical likelihood confidence bands in density estimation. *Journal of Computational and Graphical Statistics*, 2(3):273–289, 1993.
- [16] Nils Lid Hjort, Ian W. McKeague, and Ingrid Van Keilegom. Extending the scope of empirical likelihood. *Ann. Statist.*, 37(3):1079–1111, 06 2009.
- [17] Szabolcs Horvát, Éva Czabarka, and Zoltán Toroczkai. Reducing degeneracy in maximum entropy models of networks. *Phys. Rev. Lett.*, 114:158701, Apr 2015.
- [18] E. T. Jaynes. Information theory and statistical mechanics. *Phys. Rev.*, 106:620–630, May 1957.
- [19] E. T. Jaynes. Information theory and statistical mechanics. ii. *Phys. Rev.*, 108:171–190, Oct 1957.
- [20] Yuichi Kitamura. Asymptotic optimality of empirical likelihood for testing moment restrictions. *Econometrica*, 69(6):1661–1672, 2001.
- [21] Yuichi Kitamura, Andres Santos, and Azeem M. Shaikh. On the asymptotic optimality of empirical likelihood for testing moment restrictions. *Econometrica*, 80(1):413–423, 2012.
- [22] Samuel Kotz, Tomasz Kozubowski, and Krzysztof Podgorski. *The Laplace distribution and generalizations: a revisit with applications to communications, economics, engineering, and finance*. Springer Science & Business Media, 2012.
- [23] Nicole Lazar and Per Aslak Mykland. An evaluation of the power and conditionality properties of empirical likelihood. *Biometrika*, 85(3):523–534, 09 1998.
- [24] Nicole A. Lazar. Bayesian empirical likelihood. *Biometrika*, 90(2):319–326, 06 2003.

- [25] Gang Li. Nonparametric likelihood ratio estimation of probabilities for truncated data. *Journal of the American Statistical Association*, 90(431):997–1003, 1995.
- [26] Kerrie L. Mengersen, P. Pudlo, and Christian P. Robert. Bayesian computation via empirical likelihood. *arXiv:1205.5658*, 2012.
- [27] S. A. Murphy. Likelihood ratio-based confidence intervals in survival analysis. *Journal of the American Statistical Association*, 90(432):1399–1405, 1995.
- [28] S. A. Murphy and A. W. van der Vaart. Semiparametric likelihood ratio inference. *Ann. Statist.*, 25(4):1471–1509, 08 1997.
- [29] Per Aslak Mykland. Bartlett identities and large deviations in likelihood theory. *Ann. Statist.*, 27(3):1105–1117, 06 1999.
- [30] H. N. Nagaraja. Record values and extreme value distributions. *Journal of Applied Probability*, 19(1):233–239, 1982.
- [31] Haikady Navada Nagaraja, Karthik Bharath, and Fangyuan Zhang. Spacings around an order statistic. *Annals of the Institute of Statistical Mathematics*, 67(3):515–540, 2015.
- [32] A Owen. *Empirical Likelihood*. Chapman& Hall/CRC, 2001.
- [33] Art B. Owen. Empirical likelihood ratio confidence intervals for a single functional. *Biometrika*, 75(2):237–249, 06 1988.
- [34] Hanxiang Peng and Anton Schick. Empirical likelihood approach to goodness of fit testing. *Bernoulli*, 19(3):954–981, 08 2013.
- [35] Aaron T. Porter, Scott H. Holan, and Christopher K. Wikle. Bayesian semiparametric hierarchical empirical likelihood spatial models. *journal of Statistical Planning and Inference*, 165:78–90, 2015.
- [36] Jin Qin and Jerry Lawless. Empirical likelihood and general estimating equations. *Ann. Statist.*, 22(1):300–325, 03 1994.
- [37] Rolf-Dieter Reiss. *Approximate distributions of order statistics: with applications to nonparametric statistics*. Springer science & business media, 2012.

- [38] Sidney I Resnick. *Extreme values, regular variation and point processes*. Springer, 2013.
- [39] Garry Robins, Pip Pattison, Yuval Kalish, and Dean Lusher. An introduction to exponential random graph (p^*) models for social networks. *Social Networks*, 29(2):173 – 191, 2007. Special Section: Advances in Exponential Random Graph (p^*) Models.
- [40] S.M. Schennach. Bayesian exponentially tilted empirical likelihood. *Biometrika*, 92:31–46, 2005.
- [41] Tom A. B. Snijders, Philippa E. Pattison, Garry L. Robins, and Mark S. Handcock. New specifications for exponential random graph models. *Sociological Methodology*, 36(1):99–153, 2006.
- [42] Albert Vexler, Li Zou, and Alan D. Hutson. The empirical likelihood prior applied to bias reduction of general estimating equations. *Computational Statistics & Data Analysis*, 138:96 – 106, 2019.
- [43] Roy E. Welsch. A convergence theorem for extreme values from gaussian sequences. *Ann. Probab.*, 1(3):398–404, 06 1973.
- [44] Ye Yang and Xuming He. Bayesian empirical likelihood for quantile regression. *Annals of Statistics*, 40(2):1102–1131, 2012.
- [45] Ao Yuan and Bertrand Clarke. Reference priors for empirical likelihoods. In M.H. Chen, P. Müller, D. Sun, K. Ye, and D.K. Dey, editors, *Frontiers of Statistical Decision Making and Bayesian Analysis: In Honor of James O. Berger*, pages 56–68. Springer New York, 2010.
- [46] Ao Yuan, Jinfeng Xu, and Gang Zheng. On empirical likelihood statistical functions. *Journal of Econometrics*, 178:613–623, 2014.
- [47] Xiaolong Zhong and Malay Ghosh. Higher-order properties of bayesian empirical likelihood. *Electron. J. Statist.*, 10(2):3011–3044, 2016.