

Optimizing the Transition Waste in Coded Elastic Computing

Hoang Dau, Ryan Gabrys, Yu-Chih Huang, Chen Feng, Quang-Hung Luu, Eidah Alzahrani, Zahir Tari

Abstract—Distributed computing, in which a resource-intensive task is divided into subtasks and distributed among different machines, plays a key role in solving large-scale problems, e.g. machine learning for large datasets or massive computational problems arising in genomic research. *Coded computing* is a recently emerging paradigm where redundancy for distributed computing is introduced to alleviate the impact of slow machines, or stragglers, on the completion time. Motivated by recently available services in the cloud computing industry, e.g. EC2 Spot or Azure Batch, where spare/low-priority virtual machines are offered at a fraction of the price of the on-demand instances but can be preempted in a short notice, we investigate coded computing solutions over elastic resources, where the set of available machines may change in the middle of the computation. Our contributions are two-fold: We first propose an efficient method to minimize the *transition waste*, a newly introduced concept quantifying the total number of tasks that existing machines have to abandon or take on anew when a machine joins or leaves, for the cyclic elastic task allocation scheme recently proposed in the literature (Yang *et al.* ISIT'19). We then proceed to generalize such a scheme and introduce new task allocation schemes based on finite geometry that achieve *zero* transition wastes as long as the number of active machines varies within a fixed range. The proposed solutions can be applied on top of every existing coded computing scheme tolerating stragglers.

I. INTRODUCTION

In the era of Big Data, massive computational tasks, e.g. in large-scale machine learning and data analytics, are often carried out in *distributed systems* like Apache Spark [1] and Hadoop [2], which can efficiently process terabytes or even petabytes of data. However, it has been observed in such systems that slow machines, or *stragglers*, which may run 6x-8x slower than a median one, may significantly affect the performance of the whole distributed system [3], [4], [5].

Coded distributed computing [6], [7], [8], built upon algorithmic fault tolerance [9], is a recently emerging paradigm where computation redundancy is employed to tackle the straggler effect. As a toy example [6], to perform a matrix-vector multiplication Ax , a master machine first partitions the matrix A into two equal-size submatrices A_1 and A_2 and then distributes A_1 , A_2 , and $A_1 + A_2$ to three worker machines, respectively. These machines also receive the vector x and perform three multiplications A_1x , A_2x , and $(A_1 + A_2)x$ in

parallel. Clearly, Ax can be recovered by the master from the outcomes of any two workers. Thus, this coded scheme can tolerate one straggler. The potential of coded distributed computing has been extensively investigated through a substantial body of work in the literature, e.g., [10], [11], [12], [13], [14]. Recent breakthroughs have shown that this paradigm not only applies to linear or bilinear operations but also works for general nonlinear operations such as polynomial evaluation [15] or even for any function that can be represented by a deep network [16].

Most of the research in the literature of coded distributed computing, however, assume that the set of available worker machines remains *fixed*. This critical limitation renders current coded computing schemes *inapplicable* in an environment where low-cost elastic resources are readily available. In fact, major cloud computing providers, very recently, started offering spare virtual machines at a price up to 90% cheaper than that of the on-demand machines, e.g. *Amazon EC2 Spot* [17] and *Microsoft Azure Batch* [18], albeit at the cost of low priority in the sense that these machines can be preempted (removed) for a higher-priority customer under a short notice (e.g., two minutes in the case of Amazon Spot). This new development in the cloud computing industry provides customers with an opportunity to have large computing resources at a fraction of the cost of the normal on-demand service. Realizing this opportunity, however, requires the user to develop much more flexible distributed computing paradigms in order to efficiently exploit *elastic resources* where low-cost machines can leave and join at any time during the computation cycle.

Recently, Yang *et al.* [19] proposed an elegant technique extending coded computing to deal with elastic resources. Their key idea is to *couple* a cyclic task allocation scheme, which works for any number of machines, with a coded computing scheme to guarantee that a) as long as there are a sufficient number of machines working, the original computation can be recovered, and b) the workload at each machine is inversely proportional to the number of available machines. In other words, their solution allows an elastic task allocation: when a new machine joins, existing machines can share some of their workload with the new comer and hence reduce the number of tasks they are currently working on; likewise, when a machine leaves, existing machines must cover extra tasks left over by that machine. The elastic coded computing scheme proposed in [19] was evaluated in the multi-tenancy cluster at Microsoft using the Apache REEF Elastic Group Communication framework, and shown to reduce the completion time of matrix-vector multiplication and linear regression by up to 46% compared to ordinary coded computing schemes.

Hoang Dau, Eidah Alzahrani, and Zahir Tari are with the School of Science, RMIT University. Emails: {sonhoang.dau, eidah.alzahrani, zahir.tari}@rmit.edu.au. Ryan Gabrys is with SPAWAR Systems Center, San Diego. Email: ryan.gabrys@navy.mil. Yu-Chih Huang is with the Department of Communication Engineering, National Taipei University. Email: ychuang@mail.ntpu.edu.tw. Chen Feng is with the School of Engineering, British Columbia University (Okanagan Campus). Email: chen.feng@ubc.ca. Quang-Hung Luu is with the Department of Computer Science and Software Engineering, Swinburne University of Technology. Email: hluu@swin.edu.au.

Relaxing the cyclic task allocation proposed in [19], we investigate a more general *elastic task allocation* problem, which we believe may find applications not just in coded distributed computing but also in a much broader context where a set of tasks is distributed to an elastic set of participants (e.g., virtual machines), which frequently leave and join. More specifically, we need to address the following key questions.

- *Task allocation*: given a set of tasks and a set of machines, how to assign tasks to machines so that all machines are assigned an equal number of tasks (workload balance) and every task is covered by the same number of machines? This can be easily solved, e.g., by using the cyclic scheme employed in [19].
- *Transition reallocation*: when an elastic event occurs (machines leaving/joining), how to reallocate the tasks to the new set of machines so as to minimize the *transition waste*, i.e., the total number of tasks that existing machines have to abandon or take over when one machine joins or leaves, less the necessary amount? This is a much more challenging question and is our focus in this work.

We illustrate in a toy example (Fig. 1) the concept of *transition waste* and explain why the cyclic elastic task allocation scheme in [19] is *suboptimal* with respect to this new metric. We consider the computation of $\mathbf{A}\mathbf{x}$ where \mathbf{A} consists of 40 equal-sized sub-matrices $\mathbf{A}_1, \dots, \mathbf{A}_{40}$. We first partition these sub-matrices into 20 groups, e.g., $\{\mathbf{A}_1, \mathbf{A}_2\}$, $\{\mathbf{A}_3, \mathbf{A}_4\}$, and so forth. Then each group is assigned a *task index* (or *task*, for simplicity) from 0 to 19. Task 0, for instance, corresponds to the computation of $\{\mathbf{A}_1\mathbf{x}, \mathbf{A}_2\mathbf{x}\}$. Task 0 is *encoded* into five subtasks: $\mathbf{A}_1\mathbf{x}$, $\mathbf{A}_2\mathbf{x}$, $(\mathbf{A}_1 + \mathbf{A}_2)\mathbf{x}$, $(\mathbf{A}_1 + 2\mathbf{A}_2)\mathbf{x}$, and $(\mathbf{A}_1 + 3\mathbf{A}_2)\mathbf{x}$. A *machine taking Task 0* means it computes one of these five subtasks. Similar to the earlier discussion, any three out of five subtasks/machines form a *coded computing group* that can recover Task 0 given one straggler.

Hence, abstracting away the underlying coded computing scheme, which can be designed *independently* of the task allocation scheme in consideration, given $F = 20$ tasks, we require that *each task must be covered by precisely $L = 3$ machines*. Furthermore, this requirement can be easily met by using the cyclic scheme in [19]: each of the N machines is preloaded with a set of F tasks, which is then divided into N equal consecutive subsets of size F/N each and works on tasks in the union of L consecutive such subsets. For instance, when $N = 5$, Machine 1 works on the set of tasks $S_1^5 = \{0, 1, \dots, 11\} = \{0, \dots, 3\} \cup \{4, \dots, 7\} \cup \{8, \dots, 11\}$, Machine 2 works on $S_2^5 = \{4, 5, \dots, 15\}$, and so forth (see Fig. 1 (a)). Note that each machine takes 12 tasks and due to the cyclic task allocation scheme, each task is covered by three machines.

In Fig. 1 (b), only four machines are available, each of which takes 15 tasks. As the fifth machine has left, it is necessary now that each of the four available machines must take $3 = 15 - 12$ more tasks. Ideally, when the transition from five machines to four machines occurs, each machine continues their existing tasks and works on three new tasks. This is true for Machine 1 because $S_1^5 \subset S_1^4$. However, it is not the case for other machines. For instance, Machine 3 has

S_1^5	S_2^5	S_3^5	S_4^5	S_5^5
0 – 3			0 – 3	0 – 3
4 – 7	4 – 7			4 – 7
8 – 11	8 – 11	8 – 11		
	12 – 15	12 – 15	12 – 15	
		16 – 19	16 – 19	16 – 19

(a) Cyclic task allocation for five machines [19].

S_1^4	S_2^4	S_3^4	S_4^4
0 – 4		0 – 4	0 – 4
5 – 9	5 – 9		5 – 9
10 – 14	10 – 14	10 – 14	
	15 – 19	15 – 19	15 – 19

(b) Cyclic task allocation for four machines [19]. The *transition waste* from five to four machines is 12 tasks.

S_1^4	S_2^4	S_3^4	S_4^4
17 – 1		17 – 1	17 – 1
2 – 6	2 – 6		2 – 6
7 – 11	7 – 11	7 – 11	
	12 – 16	12 – 16	12 – 16

(c) Our proposed *shifted* cyclic task allocation for four machines that results in an *optimal transition waste* among all cyclic schemes (*zero* in this case).

Fig. 1: Illustration of the sub-optimality of the cyclic task allocation scheme proposed in [19] with respect to the *transition waste* when one machine leaves. Here, we use $a - b$ to denote the set $\{a, a + 1, \dots, b\} \pmod{F}$.

to abandon *two* tasks (8 and 9) and takes over *five* new tasks (0-4). The transition waste at Machine 3 is $(2 + 5) - 3 = 4$ tasks. Note that three is the *necessary* increase in the number of tasks each machine must take and so we less that amount. The transition wastes at other machines can be computed in a similar manner. The total transition waste is

$$(0+3-3)+(1+4-3)+(2+5-3)+(3+6-3) = 12 \text{ (tasks),}$$

Therefore, sticking to the cyclic allocation scheme of [19], we waste 12 tasks. However, it turns out that we can reduce the transition waste to *zero* if we use the allocation scheme in Fig. 1 (c) instead. In this case, as $S_n^5 \subset S_n^4$, the transition wastes at all four machines are zero. The trick is to *shift* the cyclic task allocation by a right amount (-3 in this case) to maximize the overlaps between S_n^5 and S_n^4 , $n = 1, \dots, 4$.

Our main contributions are summarized below.

- We first introduce a new concept of *transition waste* of an elastic task allocation scheme, which quantifies the total number of tasks that existing machines have to abandon or take over when one machine joins or leaves, less the necessary amount. A *reduction in transition waste implies lower computation and communication costs* (Remark 1).
- We then compute explicitly the transition waste incurred in the cyclic elastic task allocation scheme introduced by Yang *et al.* [19] when machines leave and join (Theorems 1, 2) and propose a *shifted* cyclic scheme that minimizes the transition waste among all cyclic scheme (Theorems 3, 4). The optimal transition waste of a shifted cyclic scheme is, in general, greater than zero.

- Lastly, we show that there exists a *zero-waste* transition when a machine leaves if and only if there exists a *perfect matching* in a certain bipartite graph, using the famous Hall's marriage theorem. Based on this new insight, we construct several novel task allocation schemes based on *finite geometry* that achieve *zero transition wastes* when the number of active machines varies within a fixed range.

While the cyclic schemes are simple to implement and efficient when there are many tasks and many machines, the schemes with zero-waste transitions are more suitable when there are a moderate number of machines and tasks but each task is resource-intensive. We will discuss this further in Sections II.

We emphasize that our task allocation schemes are designed *separately* from the underlying coded computing scheme and hence can be applied on top of almost every coded computing scheme. The readers who are familiar with the *parity declustering* technique in redundant disk arrays (RAID) [20], [21], [22] may recognize the analogy between a coded computing scheme and a stripe unit and between a task allocation scheme and a data layout (in the terminology of [21]).

The paper is organized as follows. The concepts of elastic task allocation and transition waste are defined and discussed in Section II. Section III is devoted for the cyclic task allocation scheme and our proposed shifted version with optimal transition wastes. We develop elastic task allocation schemes that admit zero transition wastes in Section IV and conclude the paper in Section V.

II. PRELIMINARIES

In this section we first define the *elastic task allocation scheme* and the new concept of *transition waste*. We then explain how to couple such a scheme with a coded computing scheme to create a coded elastic computing scheme, which generalizes the cyclic scheme originally proposed by Yang *et al.* [19].

We henceforth use N for the number of available machines, F for the common number of pre-loaded tasks at each machine, and L as minimum number of available machines so that the scheme still works ($L \leq N$). Each task is represented by a label from $[[F]] \triangleq \{0, 1, \dots, F-1\}$. We assume that all tasks consume an equal amount of resources (storage, memory, CPU). We use $[F]$ to denote the set $\{1, 2, \dots, F\}$ and $[A, B]$ to denote the set $\{A, A+1, \dots, B\}$. We also use $2^{[[F]]}$ to denote the power set of the set $\{0, 1, \dots, F-1\}$ and $(2^{[[F]]})^M = 2^{[[F]]} \times 2^{[[F]]} \times \dots \times 2^{[[F]]}$ to denote the M -ary Cartesian power of $2^{[[F]]}$.

Definition 1 (Task allocation scheme). *An ordered list of N sets $\mathcal{S}^N = (S_1^N, \dots, S_N^N) \in (2^{[[F]])^N}$, where $S_n^N \subset [[F]]$, $n \in [N]$, is referred to as an (N, L, F) task allocation scheme $((N, L, F)$ -TAS) if it satisfies the following two properties.*

- (*L-Redundancy*) each element in $[[F]]$ is included in precisely L sets in \mathcal{S}^N , and
- (*Load Balancing*) $|S_n^N| = LF/N$ for all $n \in [N]$. Here we assume that $LF/N \in \mathbb{Z}$.

Note that we can relax the Load Balancing property and require that $S_n^N \in \{\lfloor LF/N \rfloor, \lceil LF/N \rceil\}$ and hence can lift the

requirement that N divides LF . To simplify the exposition, however, we assume $LF/N \in \mathbb{Z}$. In practice, padding of dummy tasks can be employed to achieve this property. The *L-Redundancy* property is tied to the underlying coded computing scheme (see Appendix VI-A).

An (N, L, F) -TAS $\mathcal{S}^N = (S_1^N, \dots, S_N^N)$ can also be represented by its *incidence matrix* $\mathbf{B} = (b_{f,n})_{F \times N}$, where $b_{f,n} = 1$ if and only if $f \in S_n^N$. The rows and columns of \mathbf{B} represent tasks and machines, respectively. Clearly, \mathbf{B} has row weight L and column weight LF/N . In other words, each row of \mathbf{B} has precisely L ones while each column has precisely LF/N ones. Thus, a TAS simply corresponds to a binary matrix with constant row and column weights.

Example 1. For $N = 3, L = 2, F = 6$, the list of sets

$$\mathcal{S}^3 = (\{0, 1, 2, 3\}, \{2, 3, 4, 5\}, \{4, 5, 0, 1\})$$

is a $(3, 2, 6)$ -TAS as each member set has size $4 = 2 \times 6/3$ and each element $f \in [[6]] = \{0, 1, \dots, 5\}$ belongs to precisely $L = 2$ such sets. The incident matrix of \mathcal{S}^3 , given by (1), has column weight four and row weight two.

$$\begin{array}{c} \text{Machine 1} \quad \text{Machine 2} \quad \text{Machine 3} \\ \mathcal{S}_1^3 \quad \quad \mathcal{S}_2^3 \quad \quad \mathcal{S}_3^3 \\ \text{Task 0} \\ \text{Task 1} \\ \text{Task 2} \\ \text{Task 3} \\ \text{Task 4} \\ \text{Task 5} \end{array} \begin{pmatrix} 1 & 0 & 1 \\ 1 & 0 & 1 \\ 1 & 1 & 0 \\ 1 & 1 & 0 \\ 0 & 1 & 1 \\ 0 & 1 & 1 \end{pmatrix}. \quad (1)$$

When a machine leaves or joins, we need to reallocate tasks to a new set of machines. Thus, we must extend the notion of a task allocation scheme (TAS) to that of an *elastic* task allocation scheme (ETAS). We explain in Appendix VI-A how to couple an ETAS and a coded computing scheme to achieve a coded elastic computing scheme that tolerates stragglers.

Definition 2 (Elastic task allocation). *A pair $(\mathcal{S}^{N_0}, \mathcal{T})$ is referred to as an (N_0, L, F) elastic task allocation scheme $((N_0, L, F)$ -ETAS) if \mathcal{S}^{N_0} is an (N_0, L, F) -TAS and \mathcal{T} is an algorithm that reallocates tasks when machines leave and join so that the new scheme remains a TAS. More specifically,*

$$\mathcal{T}: (2^{[[F]])^N \times \{-1, 1\} \times [N] \rightarrow (2^{[[F]])^{N-1} \cup (2^{[[F]])^{N+1}}$$

takes as input an (N, L, F) -TAS \mathcal{S}^N , where $L \leq N \leq LF$, a variable $b \in \{-1, 1\}$, which represents the elastic event of one machine leaving ($b = -1$) or joining ($b = 1$), and an index $n^ \in [N]$, which indicates the index of the machine that leaves (effective only when $b = -1$), and returns an output $\mathcal{S}^{N'}$, which is another (N', L, F) -TAS, where $N' = N + b$. In other words, moving from a set of N machines to a new set of $N' = N + b$ machines, \mathcal{T} updates the list of task sets \mathcal{S}^N to obtain $\mathcal{S}^{N'}$, which remains a TAS (Definition 1). The starting TAS is set to be \mathcal{S}^{N_0} .*

A few remarks are in order. *First*, we make a simplification assumption in Definition 2 that each elastic event corresponds to *one* machine leaving and joining only. In other words, we assume that machines leave and join one after another and not

at the same time. *Second*, while in general we allow N to take any value in the range $[L, LF]$, it is more practical to limit N within a fixed range $[L, N_{\max}]$. Moreover, we often assume that F is divisible by any number within this range. These assumptions allow us to achieve concrete results and are also practically reasonable. For instance, we can use padding, i.e., adding dummy tasks, to make F satisfy the aforementioned property. *Third*, when Machine $n^* \in [N]$ leaves, we index the remaining machines by the set $[N-1] = \{1, \dots, N-1\}$. However, when comparing with the previous TAS, we often use $\{1, \dots, n^*-1, n^*+1, \dots, N\}$, instead of $[N-1]$, so that the same machine is given the same index in the previous and in the current task allocation schemes.

Cyclic elastic task allocation scheme [19]. A simple way to construct an ETAS is to let \mathcal{T} depend only on the number of machines and not on the current TAS. More specifically, whenever there are N machines available as the result of an elastic event, we always use a fixed (N, L, F) -TAS

$$\begin{aligned} \mathcal{S}_{\text{cyc}}^N &= (S_1^N, \dots, S_N^N), \\ S_n^N &= \left[(n-1) \frac{F}{N}, (n-1) \frac{F}{N} + \frac{LF}{N} - 1 \right] \pmod{F}, \end{aligned} \quad (2)$$

for every $n \in [N]$, where $[A, B] \pmod{F}$ is obtained from $[A, B]$ by applying the modulo operation on every element of this set. We also assume here that $F/N \in \mathbb{Z}$.

It is straightforward to verify that each $\mathcal{S}_{\text{cyc}}^N$ satisfies the Load Balancing and the L -Redundancy properties, and therefore, is indeed an (N, L, F) -TAS. The reallocation algorithm is trivial: $\mathcal{T}(\mathcal{S}_{\text{cyc}}^N, 1) = \mathcal{S}_{\text{cyc}}^{N+1}$ and $\mathcal{T}(\mathcal{S}_{\text{cyc}}^N, -1, n^*) = \mathcal{S}_{\text{cyc}}^{N-1}$ for every $n^* \in [N]$. Fig. 1(a) and (b) illustrate the cyclic ETAS when $N = 5$ and when $N = 4$, $L = 3$, and $F = 20$.

Transition waste. We now define the *transition waste* occurring during an elastic event when one machine leaves or joins and demonstrate this new concept via a few examples.

Definition 3 (Necessary load change). *For a transition from an (N, L, F) -TAS \mathcal{S}^N to another (N', L, F) -TAS $\mathcal{S}^{N'}$, $\Delta_{N, N'} \triangleq |LF/N - LF/N'|$ is referred to as the necessary load change. We assume here that $N' \in \{N-1, N+1\}$.*

The *necessary load change*, $\Delta_{N, N'} = \left| |S_n^N| - |S_n^{N'}| \right|$, reflect the necessary increase or decrease in the number of tasks each machine must take when one machine leaves or joins, respectively. For instance, when $L = 3$, $F = 20$, if there are $N = 5$ machines, the Load-Balancing property requires that each machine runs $LF/N = 12$ tasks, while if there are $N' = 4$ machines due to the removal of one, then each machine runs $LF/N' = 15$ tasks. Therefore, each of the four machines has to take $3 = 15 - 12$ more tasks to react to this event. The necessary load change is *three* in this case.

Definition 4 (Transition waste for one machine). *The transition waste incurred at Machine n when transitioning from a set of tasks S_n^N to another set of tasks $S_n^{N'}$ is defined as*

$$W(S_n^N \rightarrow S_n^{N'}) = |S_n^N \Delta S_n^{N'}| - \Delta_{N, N'},$$

where $\Delta_{N, N'}$ is the necessary load change (Definition 3) and $A \Delta B$ denotes the symmetric difference between A and B . We also use $W_{n^*}(S_n^N \rightarrow S_n^{N'})$ for the case Machine n^* leaves.

Remark 1. Note that $|S_n^N \Delta S_n^{N'}| = |S_n^N \setminus S_n^{N'}| + |S_n^{N'} \setminus S_n^N|$ corresponds to the number of scheduled tasks Machine n has to abandon (tasks that belong to S_n^N but not $S_n^{N'}$) and take anew (tasks that belong to $S_n^{N'}$ but not S_n^N). Thus, the transition waste $W(S_n^N \rightarrow S_n^{N'})$ in Definition 4 measures the maximum number of tasks wasted at Machine n . As some tasks may have been already completed before the transition, one should abandon as few existing tasks as possible. At the same time, taking on fewer new tasks will decrease the downloading traffic (if the protocol requires new tasks to be downloaded). In other words, having a *low-waste transition* will *save computation and network resources* and *reduce the completion time* of the scheme.

Definition 5 (Transition waste). *When Machine $N+1$ joins, the transition waste of the transition from an (N, L, F) -TAS \mathcal{S}^N to an $(N+1, L, F)$ -TAS \mathcal{S}^{N+1} is defined as*

$$W(\mathcal{S}^N \rightarrow \mathcal{S}^{N+1}) \triangleq \sum_{n \in [N]} W(S_n^N \rightarrow S_n^{N+1}).$$

When Machine n^ leaves, the transition waste of the transition from an (N, L, F) -TAS \mathcal{S}^N to an $(N-1, L, F)$ -TAS \mathcal{S}^{N-1} is defined as*

$$W_{n^*}(\mathcal{S}^N \rightarrow \mathcal{S}^{N-1}) \triangleq \sum_{n \in [N] \setminus \{n^*\}} W_{n^*}(S_n^N \rightarrow S_n^{N-1}).$$

Here, $W(S_n^N \rightarrow S_n^{N+1})$ and $W_{n^*}(S_n^N \rightarrow S_n^{N-1})$ denote the transition waste incurred at Machine n (Definition 4).

We demonstrate in the Introduction (Fig. 1(a), (b), (c)) two different transitions from a $(5, 3, 20)$ -TAS to a $(4, 3, 20)$ -TAS, i.e. one machine removed. The first transition has a transition waste of 12 tasks, while the second one has a zero waste. Another example, built upon Example 1, is given below.

Example 2. Let $L = 2$, $F = 6$, $N = 3$, and $N' = 4$. It is easy to verify that

$$\mathcal{S}^3 = (\{0, 1, 2, 3\}, \{2, 3, 4, 5\}, \{4, 5, 0, 1\})$$

is a $(3, 2, 6)$ -TAS and

$$\mathcal{S}^4 = (\{0, 1, 2\}, \{0, 1, 2\}, \{3, 4, 5\}, \{3, 4, 5\})$$

is a $(4, 2, 6)$ -TAS. The necessary load change when going from three to four machines, and vice versa, is $\Delta_{3,4} = |4 - 3| = 1$. The waste when transitioning from \mathcal{S}^3 to \mathcal{S}^4 is computed as follows.

$$\begin{aligned} W(\mathcal{S}^3 \rightarrow \mathcal{S}^4) &= \sum_{n=1}^3 (|S_n^3 \Delta S_n^4| - \Delta_{3,4}) \\ &= (1-1) + (5-1) + (3-1) = 6. \end{aligned}$$

Storage, communication, and computation overhead of an ETAS. As proposed in [19], each machine stores all F tasks but only runs a subset of those tasks based on the specific allocation. In this way, when switching to a new TAS, each existing machine doesn't have to download new data. When coupling with a coded computing scheme (Appendix VI-A), each machine actually stores only a $1/(L-E)$ -fraction of the input data, e.g., the matrix \mathbf{A} if we are computing $\mathbf{A}\mathbf{x}$, where $E < L$ is the number of stragglers (slow machines) that the scheme can tolerate.

Every machine joining the system has to download its portion of data once, which constitutes the most costly, but necessary, communication overhead of the system. The communication between a master machine, which coordinates the task allocation, and the worker machines, is negligible.

The master has to run an algorithm to find a new TAS whenever a machine leaves or joins. If a cyclic or a shifted cyclic ETAS (see Section III-B) is used, the computation overhead is negligible. If a zero-waste transition (see Section IV) is insisted, the complexity of the search is polynomial in N , L , and F (basically, it runs a network flow algorithm). A zero-waste transition will be particularly beneficial when there are a moderate number of tasks while each task is resource-intensive, e.g., when we multiply a fat matrix with a long vector. In that case, the benefit of a zero-waste transition will offset the time spent for finding one.

III. SHIFTED CYCLIC ELASTIC TASK ALLOCATION SCHEMES WITH OPTIMAL TRANSITION WASTES

We first compute explicitly the transition waste of the cyclic elastic task allocation scheme introduced by Yang *et al.* [19] and then propose a shifted cyclic scheme that achieves the optimal transition waste among all such cyclic schemes. We assume that the number of machines N lies in a predetermined interval $[L, N_{\max}]$ and $N(N+1)|F$ for every $L \leq N < N_{\max}$.

A. Transition Waste of the Cyclic Elastic Task Allocation

The following lemma is useful in determining the symmetric difference between two sets in $[[F]]$.

Lemma 1. *Let $S = [a, b] \pmod{F}$ and $T = [c, d] \pmod{F}$. Assume that $0 \leq a \leq c < F$, and moreover, $0 < |S| < F$ and $0 < |T| < F$. The following statements hold.*

(a) *If $c - a < |S| < (c - a) + |T| < F$ then*

$$|S \Delta T| = 2(c - a) + |T| - |S|.$$

(b) *If $|S| \geq (c - a) + |T|$ then $T \subset S$ and*

$$|S \Delta T| = |S| - |T|.$$

Proof. (a) Suppose that $c - a < |S| < (c - a) + |T| < F$. If we travel along the circle of integers mod F (see Fig. 2 (a)) clockwise from a , we first see c , then $b \pmod{F}$ (because $c - a < |S|$), then $d \pmod{F}$ (because $|S| < (c - a) + |T|$), before we reach a again (because $(c - a) + |T| < F$). Therefore,

$$\begin{aligned} |S \Delta T| &= |S \setminus T| + |T \setminus S| \\ &= (c - a) + (|T| - (|S| - (c - a))) \\ &= 2(c - a) + |T| - |S|. \end{aligned}$$

(b) Suppose that $|S| \geq (c - a) + |T|$. This clearly implies that $T \subset S$ and hence $|S \Delta T| = |S| - |T|$ (see Fig. 2 (b)). ■

Lemma 2 is obvious by the definition of the transition waste.

Lemma 2. *The transition waste incurred at Machine n when transitioning from a set of tasks S_n^N to another set of tasks $S_n^{N'}$ is zero if and only if $S_n^N \subset S_n^{N'}$ or $S_n^N \supset S_n^{N'}$.*

In the next corollary, we show that when there are $N = L + 1$ machines and one machine leaves or when there are

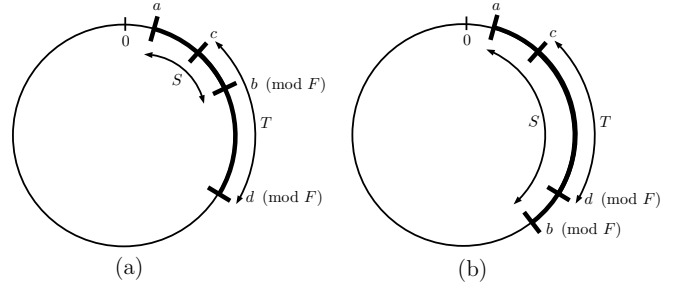


Fig. 2: Illustrations of the two sets $S = [a, b] \pmod{F}$ and $T = [c, d] \pmod{F}$ on the circle of integers mod F .

$N = L$ machines and one machine joins, the transition waste is trivially zero, no matter which TASs the system are employing.

Corollary 1. *The transition waste when transitioning from an (L, L, F) -TAS to an $(L+1, L, F)$ -TAS and vice versa are zero.*

Proof. Note that for an (L, L, F) -TAS $\mathcal{S}^L = (S_1^L, \dots, S_L^L)$, we have $S_n^L = [[F]]$ for all $n \in [L]$. Therefore, $S_n^N \supset S_n^{N'}$. By Lemma 2, the corollary follows. ■

We henceforth assume that $N > L$ when one machine joins and $N > L + 1$ when one machine leaves. First, we consider the case of one machine joining.

Theorem 1. *The transition waste when transitioning from a cyclic (N, L, F) -TAS $\mathcal{S}_{\text{cyc}}^N$ to a cyclic $(N+1, L, F)$ -TAS $\mathcal{S}_{\text{cyc}}^{N+1}$ (defined in (2)) is given below (assuming $N > L$).*

$$W(\mathcal{S}_{\text{cyc}}^N \rightarrow \mathcal{S}_{\text{cyc}}^{N+1}) = \frac{N-1}{N+1}F.$$

Proof. Suppose Machine $N+1$ joins the computation. According to (2), we have

$$\mathcal{S}_{\text{cyc}}^N = (S_1^N, \dots, S_N^N) \text{ and } \mathcal{S}_{\text{cyc}}^{N+1} = (S_1^{N+1}, \dots, S_{N+1}^{N+1}),$$

where for $n \in [N]$,

$$S_n^N = \left[(n-1)\frac{F}{N}, (n-1)\frac{F}{N} + \frac{LF}{N} - 1 \right] \pmod{F},$$

and for $n \in [N+1]$,

$$S_n^{N+1} = \left[(n-1)\frac{F}{N+1}, (n-1)\frac{F}{N+1} + \frac{LF}{N+1} - 1 \right] \pmod{F}.$$

We now apply Lemma 1 to find the symmetric difference of S_n^N and S_n^{N+1} for every $n \in [n]$. We write

$S = S_n^{N+1} = [a, b] \pmod{F}$, $T = S_n^N = [c, d] \pmod{F}$ and can verify that all assumptions of Lemma 1 (a) are satisfied. Indeed, since $N > L$ and $N \geq n \geq 1$, we have

$$0 \leq a = (n-1)\frac{F}{N+1} \leq c = (n-1)\frac{F}{N} < F,$$

$$0 < |S| = \frac{LF}{N+1} < F, \quad 0 < |T| = \frac{LF}{N} < F,$$

$$c - a = (n-1)\frac{F}{N(N+1)} < \frac{LF}{N+1} = |S|,$$

$$|S| = \frac{LF}{N+1} < (n-1)\frac{F}{N(N+1)} + \frac{LF}{N} = (c-a) + |T| < F.$$

Therefore, by Lemma 1 (a),

$$\begin{aligned} |S_n^N \Delta S_n^{N+1}| &= 2(c-a) + (|S_n^N| - |S_n^{N+1}|) \\ &= \frac{2(n-1)F}{N(N+1)} + \frac{LF}{N(N+1)} \\ &= \frac{2(n-1)F}{N(N+1)} + \Delta_{N,N+1}. \end{aligned}$$

Thus, the transition waste incurred at Machine n is

$$W(S_n^N \rightarrow S_n^{N+1}) = |S_n^N \Delta S_n^{N+1}| - \Delta_{N,N+1} = \frac{2(n-1)F}{N(N+1)}.$$

Finally, the transition waste when transitioning from $\mathcal{S}_{\text{cyc}}^N$ to $\mathcal{S}_{\text{cyc}}^{N+1}$ is

$$\begin{aligned} W(\mathcal{S}_{\text{cyc}}^N \rightarrow \mathcal{S}_{\text{cyc}}^{N+1}) &= \sum_{n \in [N]} W(S_n^N \rightarrow S_n^{N+1}) \\ &= \sum_{n \in [N]} \frac{2(n-1)F}{N(N+1)} = \frac{N-1}{N+1}F, \end{aligned}$$

as desired. \blacksquare

We now turn to the slightly more involved case when one machine leaves the computation. When Machine $n^* \in [N]$ leaves, for the ease of notation, we assume the system transitions to the cyclic TAS

$$\mathcal{S}_{\text{cyc}}^{N-1} = \{S_1^{N-1}, \dots, S_{n^*-1}^{N-1}, S_{n^*+1}^{N-1}, \dots, S_N^{N-1}\},$$

where for $n < n^*$,

$$S_n^{N-1} = \left[(n-1)\frac{F}{N-1}, (n-1)\frac{F}{N-1} + \frac{LF}{N-1} - 1 \right] \pmod{F},$$

and for $n > n^*$,

$$S_n^{N-1} = \left[(n-2)\frac{F}{N-1}, (n-2)\frac{F}{N-1} + \frac{LF}{N-1} - 1 \right] \pmod{F}.$$

Lemma 3. *Suppose that Machine $n^* \in [N]$ leaves and the system transitions from a cyclic (N, L, F) -TAS $\mathcal{S}_{\text{cyc}}^N$ to a cyclic $(N-1, L, F)$ -TAS $\mathcal{S}_{\text{cyc}}^{N-1}$ (defined in (2)). The transition waste incurred at Machine n for $n < n^*$ is (assuming $N > L+1$)*

$$W_{n^*}(S_n^N \rightarrow S_n^{N-1}) = \frac{2(n-1)F}{N(N-1)}.$$

Proof. The proof is the same as that of Theorem 1, whereby Lemma 1 (a) is applied to $S = S_n^N$ and $T = S_n^{N-1}$. \blacksquare

Lemma 4. *Suppose that Machine $n^* \in [N]$ leaves and the system transitions from a cyclic (N, L, F) -TAS $\mathcal{S}_{\text{cyc}}^N$ to a cyclic $(N-1, L, F)$ -TAS $\mathcal{S}_{\text{cyc}}^{N-1}$ (defined in (2)). The transition waste incurred at Machine n for $N \geq n \geq n^*+1$ is given below (assuming $N > L+1$).*

If $n^ \geq N-L$ then $W_{n^*}(S_n^N \rightarrow S_n^{N-1}) = 0$.*

If $n^ < N-L < n$ then $W_{n^*}(S_n^N \rightarrow S_n^{N-1}) = 0$.*

If $n^ < n \leq N-L$ then*

$$W_{n^*}(S_n^N \rightarrow S_n^{N-1}) = \frac{2(N-L-n+1)F}{N(N-1)}.$$

Proof. As $n > n^*$, we have

$$S_n^{N-1} = \left[(n-2)\frac{F}{N-1}, (n-2)\frac{F}{N-1} + \frac{LF}{N-1} - 1 \right] \pmod{F}.$$

We now apply Lemma 1 to the sets

$$S = S_n^{N-1} = [a, b] \pmod{F}, \quad T = S_n^N = [c, d] \pmod{F}.$$

The common assumptions of Lemma 1 are verified as follows. We have

$$0 \leq a = (n-2)\frac{F}{N-1} < c = (n-1)\frac{F}{N} < F,$$

$$0 < |S| = \frac{LF}{N-1} < F, \quad 0 < |T| = \frac{LF}{N} < F.$$

Case 1. When $n^* \geq N-L$ or $n^* < N-L$ but $n > N-L$, we aim to show $W_{n^*}(S_n^N \rightarrow S_n^{N-1}) = 0$ by proving that $S_n^N \subset S_n^{N-1}$ (Lemma 2). Note that in this case, we always have $n \geq N-L+1$. Therefore,

$$\frac{LF}{N(N-1)} \geq \frac{(N-n+1)F}{N(N-1)}, \quad (3)$$

which is equivalent to $|S_n^{N-1}| - |S_n^N| \geq (c-a)$, or $|S| \leq (c-a) + T$. By Lemma 1 (b), we conclude that $T = S_n^N \subset S = S_n^{N-1}$, as desired. Hence the transition waste incurred at Machine n is zero.

Case 2. Suppose that $n^* < n \leq N-L$. The inequality (3) is reversed, which gives us $|S| < (c-a) + T$. We now verify that other conditions of Lemma 1 (a) are also satisfied. First, it is clear that

$$c-a = \frac{(N-n+1)F}{N(N-1)} < \frac{LF}{N-1} = |S|.$$

Moreover, as $N > L+1$ (our assumption),

$$(c-a) + |T| = \frac{(N-n+1)F}{N(N-1)} + \frac{LF}{N} < F.$$

Therefore, by Lemma 1 (a), we obtain

$$\begin{aligned} |S_n^N \Delta S_n^{N-1}| &= 2(c-a) + (|S_n^N| - (|S_n^{N-1}|)) \\ &= \frac{2(N-n+1)F}{N(N-1)} - \frac{LF}{N(N-1)}. \end{aligned}$$

Noting that $\Delta_{N,N-1} = \frac{LF}{N(N-1)}$, we obtain

$$\begin{aligned} W_{n^*}(S_n^N \rightarrow S_n^{N-1}) &= |S_n^N \Delta S_n^{N-1}| - \Delta_{N,N-1} \\ &= \frac{2(N-L-n+1)F}{N(N-1)}. \end{aligned}$$

This completes the proof. \blacksquare

Theorem 2. *The transition waste when Machine $n^* \in [N]$ leaves and the system transitions from a cyclic (N, L, F) -TAS $\mathcal{S}_{\text{cyc}}^N$ to a cyclic $(N-1, L, F)$ -TAS $\mathcal{S}_{\text{cyc}}^{N-1}$ (defined in (2)) is given as follows (assuming $N > L+1$).*

If $n^ < N-L$, $W_{n^*}(\mathcal{S}_{\text{cyc}}^N \rightarrow \mathcal{S}_{\text{cyc}}^{N-1})$ is*

$$((n^*-1)(n^*-2) + (N-L-n^*)(N-L-n^*+1)) \frac{F}{N(N-1)}.$$

If $n^ \geq N-L$, $W_{n^*}(\mathcal{S}_{\text{cyc}}^N \rightarrow \mathcal{S}_{\text{cyc}}^{N-1})$ is*

$$(n^*-1)(n^*-2) \frac{F}{N(N-1)}.$$

Averaging n^ over $[N]$, the averaged transition waste when one machine leaves in the cyclic ETAS is*

$$\begin{aligned} W_{\text{avg}}(\mathcal{S}_{\text{cyc}}^N \rightarrow \mathcal{S}_{\text{cyc}}^{N-1}) &= \left(\frac{N-2}{3N} + \frac{(N-L-1)(N-L)(N-L+1)}{3(N-1)N^2} \right) F. \end{aligned}$$

Proof. If $n^* < N - L$, by Lemma 3 and Lemma 4, we have

$$\begin{aligned} & W_{n^*}(\mathcal{S}_{\text{cyc}}^N \rightarrow \mathcal{S}_{\text{cyc}}^{N-1}) \\ &= \sum_{n=1}^{n^*-1} \frac{2(n-1)F}{N(N-1)} + \sum_{n=n^*+1}^{N-L} \frac{2(N-L-n+1)F}{N(N-1)} + \sum_{n=N-L+1}^N 0 \\ &= ((n^*-1)(n^*-2) + (N-L-n^*)(N-L-n^*+1)) \frac{F}{N(N-1)}. \end{aligned}$$

Similarly, when $n^* \geq N - L$, we obtain

$$\begin{aligned} W_{n^*}(\mathcal{S}_{\text{cyc}}^N \rightarrow \mathcal{S}_{\text{cyc}}^{N-1}) &= \sum_{n=1}^{n^*-1} \frac{2(n-1)F}{N(N-1)} + \sum_{n=n^*+1}^N 0 \\ &= (n^*-1)(n^*-2) \frac{F}{N(N-1)}. \end{aligned}$$

Averaging $W_{n^*}(\mathcal{S}_{\text{cyc}}^N \rightarrow \mathcal{S}_{\text{cyc}}^{N-1})$ over all $n^* \in [N]$ we obtain the stated formula for $W_{\text{avg}}(\mathcal{S}_{\text{cyc}}^N \rightarrow \mathcal{S}_{\text{cyc}}^{N-1})$. ■

B. Shifted Cyclic Scheme Achieving Optimal Transition Waste

From Theorem 1 and Theorem 2, the transition waste incurred across all existing machines in the cyclic ETAS proposed in [19] is $\frac{N-1}{N+1}F \approx F$ or $(\frac{N-2}{3N} + \dots)F \approx \frac{F}{3}$ tasks when a machine joins or leaves, respectively. In this section, we show that by applying a calculated shift, we can significantly reduce the transition waste of the cyclic ETAS.

As mentioned earlier, the updated TAS used by the cyclic ETAS [19] (see Section II) only depends on the number of machines available and not on the current TAS, which is one reason that leads to the scheme's poor transition waste. We now generalize the cyclic TAS to *shifted* cyclic TAS in order to allow a more adaptive transition that takes into account the current TAS.

Definition 6 (Shifted cyclic task allocation). For $\delta \in [[F]]$, a δ -shifted cyclic (N, L, F) -TAS is given as follows.

$$\mathcal{S}_{\delta\text{-cyc}}^N = (S_1^N, \dots, S_N^N),$$

where for $n \in [N]$,

$$S_n^N = \left[(n-1) \frac{F}{N} + \delta, (n-1) \frac{F}{N} + \frac{LF}{N} - 1 + \delta \right] \pmod{F}.$$

Note that there are F different shifted TASs possible corresponding to F different values of δ . When $\delta = 0$, the shifted cyclic TAS reduces to an ordinary cyclic TAS (Section II).

Given that the system transitions from an δ -shifted cyclic (N, L, F) -TAS to a δ' -shifted cyclic (N', L, F) -TAS, the question of interest is to determine δ' that leads to a minimum transition waste. We note here that the master machine can always exhaustively examine all possible F shifted schemes and find the one with the smallest waste. However, this will take the master roughly $LF^2 = FN \frac{LF}{N}$ operations, which is time-consuming for large F . Our contribution is to derive the explicit formula of an *optimal shift*, which results in the *minimum waste* among all F shifted schemes. We first tackle the case of one machine joining and then argue that the case of one machine leaving follows by symmetry.

Theorem 3. The transition waste when transitioning from a δ' -shifted cyclic (N, L, F) -TAS $\mathcal{S}_{\delta'\text{-cyc}}^N$ to a δ -shifted cyclic $(N+1, L, F)$ -TAS $\mathcal{S}_{\delta\text{-cyc}}^{N+1}$ with $\delta = \delta' + \lfloor \frac{N+L-1}{2} \rfloor \frac{F}{N(N+1)}$ is

$$W(\mathcal{S}_{\delta'\text{-cyc}}^N \rightarrow \mathcal{S}_{\delta\text{-cyc}}^{N+1}) = \begin{cases} \frac{(N-L-1)(N-L+1)F}{2N(N+1)}, & \text{for odd } N-L, \\ \frac{(N-L)^2 F}{2N(N+1)}, & \text{for even } N-L. \end{cases}$$

Before proving Theorem 3, we observe that the transition waste of the proposed shifted cyclic TAS is improved over that of the ordinary cyclic TAS ([19]) by a considerable factor of approximately $\frac{2N^2}{(N-L)^2}$, which is 8X when $L \approx N/2$. The improvement becomes even more significant when L gets closer to N , e.g., in the order of N^2 when $N-L$ is small.

Proof of Theorem 3. Without loss of generality, we can always assume that $\delta' = 0$ and $\delta = \lfloor \frac{N+L-1}{2} \rfloor \frac{F}{N(N+1)}$. We provide a proof when $N+L$ is odd, i.e., $\delta = \frac{(N+L-1)F}{2N(N+1)}$ noting that we assume $N(N+1) \mid F$ (padding with dummy tasks if necessary). A proof for the case when $N+L$ is even can be done similarly.

With $\delta' = 0$ and $\delta = \frac{(N+L-1)F}{2N(N+1)}$, we have

$$\mathcal{S}_{\delta'\text{-cyc}}^N = (S_1^N, \dots, S_N^N), \quad \mathcal{S}_{\delta\text{-cyc}}^{N+1} = (S_1^{N+1}, \dots, S_{N+1}^{N+1}),$$

where for $n \in [N]$,

$$S_n^N = \left[(n-1) \frac{F}{N}, (n-1) \frac{F}{N} + \frac{LF}{N} - 1 \right] \pmod{F}.$$

$$\begin{aligned} S_n^{N+1} &= \left[(n-1) \frac{F}{N+1} + \frac{(N+L-1)F}{2N(N+1)}, \right. \\ &\left. (n-1) \frac{F}{N+1} + \frac{LF}{N+1} - 1 + \frac{(N+L-1)F}{2N(N+1)} \right] \pmod{F}. \end{aligned}$$

To compute the transition waste $W(S_n^N \rightarrow S_n^{N+1})$ incurred at Machine $n \in [N]$, we consider the following three cases.

Case 1. $1 \leq n < \frac{N-L+1}{2}$. It can be easily verified that all conditions of Lemma 1 (a) are satisfied for $S \triangleq S_n^N = [a, b] \pmod{F}$ and $T \triangleq S_n^{N+1} = [c, d] \pmod{F}$. Therefore,

$$\begin{aligned} W(S_n^N \rightarrow S_n^{N+1}) &= 2(c-a) - 2\Delta_{N,N+1} \\ &= \frac{(N+L+1-2n)F}{N(N+1)} - \frac{2LF}{N(N+1)} \\ &= \frac{(N-L+1-2n)F}{N(N+1)}. \end{aligned}$$

Case 2. $\frac{N-L+1}{2} \leq n < \frac{N+L+1}{2}$. We can verify that all conditions of Lemma 1 (b) are satisfied for $S \triangleq S_n^N = [a, b] \pmod{F}$ and $T \triangleq S_n^{N+1} = [c, d] \pmod{F}$. Hence, $T \subset S$ and $W(S_n^N \rightarrow S_n^{N+1}) = 0$.

Case 3. $\frac{N+L+1}{2} \leq n \leq N$. We can verify that all conditions of Lemma 1 (a) are satisfied for $S \triangleq S_n^{N+1} = [a, b] \pmod{F}$ and $T \triangleq S_n^N = [c, d] \pmod{F}$. Therefore,

$$\begin{aligned} W(S_n^N \rightarrow S_n^{N+1}) &= 2(c-a) + \Delta_{N,N+1} - \Delta_{N,N+1} \\ &= \frac{(2n - (N+L+1))F}{N(N+1)}. \end{aligned}$$

Thus, the waste when transitioning from $\mathcal{S}_{\delta\text{-cyc}}^N$ to $\mathcal{S}_{\delta'\text{-cyc}}^{N+1}$ is

$$\begin{aligned} W(\mathcal{S}_{\delta\text{-cyc}}^N \rightarrow \mathcal{S}_{\delta'\text{-cyc}}^{N+1}) &= \frac{F}{N(N+1)} \left(\sum_{n=1}^{\frac{N-L-1}{2}} (N-L+1-2n) \right. \\ &\quad \left. + \sum_{n=\frac{N-L+1}{2}}^{\frac{N+L-1}{2}} 0 + \sum_{n=\frac{N+L+1}{2}}^N (2n - (N+L+1)) \right) \\ &= \frac{(N-L-1)(N-L+1)F}{2N(N+1)}. \end{aligned}$$

This completes the proof. \blacksquare

Theorem 4. *The transition waste when transitioning from a δ' -shifted cyclic (N, L, F) -TAS $\mathcal{S}_{\delta'\text{-cyc}}^N$ to a δ -shifted cyclic $(N-1, L, F)$ -TAS $\mathcal{S}_{\delta\text{-cyc}}^{N-1}$ with $\delta = \delta' + (N - n^*) - \lfloor \frac{(N+L-2)}{2} \rfloor \frac{F}{N(N-1)}$, where Machine n^* leaves, is*

$$W(\mathcal{S}_{\delta'\text{-cyc}}^N \rightarrow \mathcal{S}_{\delta\text{-cyc}}^{N-1}) = \begin{cases} \frac{(N-L-1)^2 F}{2N(N-1)}, & \text{for odd } N-L, \\ \frac{(N-L)(N-L-2)F}{2N(N-1)}, & \text{for even } N-L. \end{cases}$$

Proof. The proof works by symmetry. By treating Machine n^* that leaves as the machine that joins the system in Theorem 3 and replacing N by $N-1$, we obtain the claimed formula for the transition wastes. Note that because the task sets can be cyclically shifted along the circle of integers mod F , the index of the machine that leaves does not matter. This phenomenon, however, does not apply to the ordinary cyclic ETAS. \blacksquare

Although we are able to show the optimality of our shifted cyclic ETASs only within a certain range of δ , we believe the optimality holds for every δ , which was supported by an exhaustive search over small values of L and N .

Theorem 5. *The transition wastes stated in Theorem 3 and Theorem 4 are optimal among all choices of δ -shifted cyclic TASs where $\frac{F}{N(N+1)}$ divides $\delta - \delta'$ and $\frac{F}{N(N-1)}$ divides $\delta' - \delta + N - n^*$, respectively.*

Proof. By symmetry, we just need to prove this for the case of machines joining. We first derive a formula of the transition waste for every δ and then show that it is minimized within the specified range of δ . See Appendix VI-B for more details. \blacksquare

IV. ZERO-WASTE ELASTIC TASK ALLOCATION SCHEMES

The shifted cyclic ETAS developed in Section III-B is easy to implement and has a negligible computation overhead at the master machine: to coordinate a transition, the master just needs to inform each machine its updated index, the number of active machines, and the amount of shift required. However, in order to maintain the cyclic structure, the transitions incur a nontrivial transition waste, which can be linear in F , the maximum number of tasks each machine can take. This may significantly increase the computation overhead at each machine because a large number of completed tasks can potentially be abandoned. Moreover, high transition wastes also mean more new tasks than necessary must be downloaded if each machine does not already store all the tasks from the beginning, which leads to higher communication overhead.

This drawback of the (shifted) cyclic ETAS motivated us to investigate elastic task allocation schemes with *zero* transition wastes. Our key findings include a necessary and sufficient condition for the existence of a zero-waste transition from an (N, L, F) -TAS to an (N', L, F) -TAS based on the famous Hall's marriage theorem and a construction of zero-waste ETAS based on finite geometry.

A. Zero-Waste Transition When One Machine Joins

By Lemma 2, the transition waste incurred at Machine n when transitioning from the set of tasks S_n^N to another set $S_n^{N'}$ is zero if and only if $S_n^N \subset S_n^{N'}$ or vice versa. It turns out that if the elastic events only consist of machines joining than it is easy to achieve zero-waste transitions.

Proposition 1. *There always exists a zero-waste transition from an (N, L, F) -TAS to an $(N+1, L, F)$ -TAS.*

Proof. To achieve a zero-waste transition when Machine $N+1$ joins, each existing machine (from 1 to N) can simply choose a subset of $\frac{LF}{N(N+1)}$ tasks to pass to Machine $N+1$, which will then have in total $N \frac{LF}{N(N+1)}$ tasks. The requirement is to have these N sets disjoint. We can achieve this by letting each machine n from 1 to N choose an arbitrary subset of S_n^N of size $\frac{LF}{N(N+1)}$ that does not intersect any sets chosen by previous machines so far. This is always possible because Machine n has enough tasks in its set to do the selection:

$$|S_n^N| = \frac{LF}{N} \geq (n-1) \frac{LF}{N(N+1)} + \frac{LF}{N(N+1)}.$$

This complete the proof. \blacksquare

Note that this proposition is a stand-alone result and will not be used in the rest of the paper.

B. Zero-Waste Transition When One Machine Leaves

The case of one machine leaving, say Machine n^* , is more interesting. Note that to achieve a zero-waste transition, due to Lemma 2, it is necessary and sufficient to let other machines keep their current sets of tasks while reallocating the tasks from the leaving machine to them (so that $S_n^N \subset S_n^{N-1}$). Reallocating one task from Machine n^* to a machine n corresponds to selecting one edge in the *transition graph* (Definition 7 below). We will see later that reallocating all tasks turns out to correspond to a "matching" in that graph (Lemma 5).

Definition 7. *Given an (N, L, F) -TAS $\mathcal{S}^N = (S_1^N, \dots, S_N^N)$, the transition graph \mathcal{G}_{n^*} is the bipartite graph with vertex set $U_{n^*} \cup V_{n^*}$, where $U_{n^*} = [N] \setminus \{n^*\}$ and $V_{n^*} = S_{n^*}^N$ and there is an edge (u, v) , $u \in U_{n^*}$, $v \in V_{n^*}$, if and only if $v \in \overline{S_u^N} \triangleq [F] \setminus S_u^N$.*

Note that the set V_{n^*} of the transition graph represents the tasks from the leaving machine n^* that need to be reallocated to other machines, while an edge (u, v) implies that the task $v \in V_{n^*}$ can be taken over by Machine u , i.e., this machine was not allocated this task before the transition. An example of such a graph is given below.

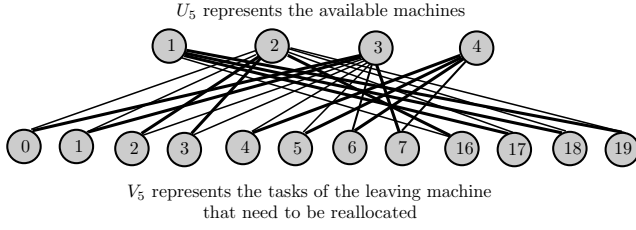


Fig. 3: Illustration of the transition graph \mathcal{G}_5 in Example 3. An edge (u, v) means the task v from the leaving machine can be taken over by Machine u because Machine u was not allocated this task before the transition.

Example 3. When $N = 5$, $L = 3$, and $F = 20$, we consider the (N, L, F) -TAS given in Fig. 1 (a), $\mathcal{S}^5 = (S_1^5, \dots, S_5^5)$, where $S_1^5 = \{0, \dots, 11\}$, $S_2^5 = \{4, \dots, 15\}$, $S_3^5 = \{8, \dots, 19\}$, $S_4^5 = \{0, \dots, 3, 8, \dots, 19\}$, and $S_5^5 = \{0, \dots, 7, 16, \dots, 19\}$. Suppose that Machine 5 leaves, i.e., $n^* = 5$. Then the transition graph \mathcal{G}_5 is illustrated in Fig. 3.

A subset \mathcal{M} of edges of a bipartite graph \mathcal{G} with vertex set (U, V) is referred to as a *perfect Δ -matching* of \mathcal{G} if each vertex in V is incident to precisely one edge in \mathcal{M} while each vertex in U is incident to precisely Δ edges in \mathcal{M} .

Lemma 5. *There exists a zero-waste transition from an (N, L, F) -TAS \mathcal{S}^N to an $(N - 1, L, F)$ -TAS \mathcal{S}^{N-1} when Machine n^* leaves if and only if the transition graph \mathcal{G}_{n^*} admits a perfect $\Delta_{N, N-1}$ -matching.*

Proof. Recall that due to Lemma 2, the transition has a zero-waste if and only if $S_n^{N-1} \subset S_n^N$ for every $n \in [N] \setminus \{n^*\}$. This means that we need to reallocate tasks left over by Machine n^* to other $N - 1$ machines by adding these new tasks to the existing task sets of these machines.

It is evident that a way to reallocate $\frac{LF}{N}$ tasks from Machine n^* to $N - 1$ other machines corresponds precisely to a perfect $\Delta_{N, N-1}$ -matching of the transition graph \mathcal{G}_{n^*} : each task, which corresponds to a vertex $v \in V_{n^*}$, is reallocated to exactly *one* machine, which corresponds to a vertex $u \in U_{n^*}$; moreover, each machine is allocated precisely $\Delta_{N, N-1} = \frac{LF}{N(N-1)}$ new tasks, which shows that each vertex u is incident to precisely $\Delta_{N, N-1}$ edges while each vertex v is incident to exactly one edge in the matching. ■

For instance, the zero-waste transition presented in Fig. 1 (a)(c) corresponds to the following perfect 3-matching of \mathcal{G}_5 (thicker edges in Fig. 3):

$$\mathcal{M} = \{(1, 17), (1, 18), (1, 19), (2, 2), (2, 3), (2, 16), (3, 0), (3, 1), (3, 7), (4, 4), (4, 5), (4, 6)\}.$$

Based on this matching, each machine 1, 2, 3, and 4 is allocated three new tasks from the leaving Machine 5. Furthermore, every task from Machine 5, i.e., $\{0, 1, 2, 3, 4, 5, 6, 7, 16, 17, 18, 19\}$, is reallocated to exactly one machine.

The following lemma is a straightforward corollary of Hall's marriage theorem.

Lemma 6. *A bipartite graph \mathcal{G} with the vertex set $U \cup V$ has a perfect $\Delta_{N, N-1}$ -matching if and only if the inequality*

$$|\cup_{n \in J} \Gamma_{\mathcal{G}}(n)| \geq |J| \Delta_{N, N-1}, \quad (4)$$

holds for every nonempty set $J \subseteq U$, where $\Gamma_{\mathcal{G}}(n)$ denotes the set of neighbors of n in \mathcal{G} .

Proof. The celebrated Hall's marriage theorem [23] states that a bipartite graph \mathcal{G} with the vertex set (U, V) has a perfect matching (or, perfect 1-matching, in our notation), if and only if for every nonempty set $J \subseteq U$, it holds that $|\cup_{n \in J} \Gamma_{\mathcal{G}}(n)| \geq |J|$, where $\Gamma_{\mathcal{G}}(n)$ denotes the set of neighbors of n in \mathcal{G} . By duplicating each vertex of U and its incident edges $\Delta_{N, N-1}$ times and applying Hall's theorem to the resulting bipartite graph, we deduce that \mathcal{G} has a perfect $\Delta_{N, N-1}$ -matching if and only if (4) holds for every nonempty set $J \subseteq U$. ■

As a corollary of Lemma 5 and Lemma 6, we obtain a necessary and sufficient condition for the existence of a zero-waste transition when one particular machine leaves.

Corollary 2. *There exists a zero-waste transition from an (N, L, F) -TAS \mathcal{S}^N to an $(N - 1, L, F)$ -TAS \mathcal{S}^{N-1} when Machine n^* leaves if and only if the inequality*

$$|(\cup_{n \in J} \overline{S_n^N}) \cap S_{n^*}^N| \geq |J| \Delta_{N, N-1} \quad (5)$$

holds for every nonempty set $J \subseteq [N] \setminus \{n^\}$.*

Proof. The conclusion is straightforward from Lemma 5 and Lemma 6 and the following observation: by the definition of the transition matrix \mathcal{G}_{n^*} , the set of neighbours of a vertex $n \in U_{n^*} = [N] \setminus \{n^*\}$ in \mathcal{G}_{n^*} is $\Gamma_{\mathcal{G}_{n^*}}(n) = \overline{S_n^N} \cap S_{n^*}^N$. ■

Theorem 6 provides a necessary and sufficient condition for the existence of a zero-waste transition from an (N, L, F) -TAS to an $(N - 1, L, F)$ -TAS no matter which machine leaves. Essentially, it states that as long as the sets of tasks of different machines do not overlap too much then there exists a zero-waste transition. Recall that $\Delta_{N, N-1} = \frac{LF}{N(N-1)}$.

Theorem 6. *There exists a zero-waste transition from an (N, L, F) -TAS $\mathcal{S}^N = (S_1^N, \dots, S_N^N)$ to an $(N - 1, L, F)$ -TAS when Machine n^* leaves for every $n^* \in [N]$ if and only if*

$$|\cap_{n \in I} S_n^N| \leq (N - |I|) \Delta_{N, N-1}, \quad (6)$$

for every nonempty set $I \subseteq [N]$. Moreover, such a transition can be found in time $\mathcal{O}((N - 1 + \frac{LF}{N})(N - 1)F(1 - \frac{L}{N}))$.

Proof. Let \mathcal{G}_{n^*} be the transition graph of an (N, L, F) -TAS \mathcal{S}^N with the vertex set (U_{n^*}, V_{n^*}) (Definition 7). By Corollary 2, it suffices to show that the inequality (5) holds for every nonempty set $J \subseteq [N] \setminus \{n^*\}$ and for every $n^* \in [N]$ if and only if (6) holds for every nonempty set $I \subseteq [N]$.

Suppose that (5) holds as stated. Note that

$$\begin{aligned} |(\cup_{n \in J} \overline{S_n^N}) \cap S_{n^*}^N| &= |\overline{\cap_{n \in J} S_n^N} \cap S_{n^*}^N| = |S_{n^*}^N \setminus \cap_{n \in J} S_n^N| \\ &= |S_{n^*}^N| - |\cap_{n \in J \cup \{n^*\}} S_n^N|. \end{aligned}$$

Therefore, (5) is equivalent to

$$|\cap_{n \in J \cup \{n^*\}} S_n^N| \leq |S_{n^*}^N| - |J| \Delta_{N, N-1}.$$

Setting $I = J \cup \{n^*\}$, this is also equivalent to

$$\begin{aligned} |\cap_{n \in I} S_n^N| &\leq |S_{n^*}^N| - (|I| - 1)\Delta_{N, N-1} \\ &= (N - 1)\Delta_{N, N-1} - (|I| - 1)\Delta_{N, N-1} \\ &= (N - |I|)\Delta_{N, N-1}. \end{aligned}$$

Note that as n^* varies over $[N]$ and J varies over all nonempty subsets of $[N] \setminus \{n^*\}$, $I = J \cup \{n^*\}$ varies over all subsets of $[N]$ of size at least two. Furthermore, (6) holds trivially (with equality) when $|I| = 1$. Therefore, (6) holds for all nonempty sets $I \subseteq [N]$. Hence, we settle the *only if* direction. As all steps are equivalent transformations, the *if* direction is also true. The complexity of finding a zero-waste transition comes from that of a network flow algorithm [24] employed to find a perfect matching for \mathcal{G}_{n^*} . This completes the proof. ■

Theorem 6 provides us with an important insight: to make transitions with zero waste possible, we should assign to machines sets of tasks with small overlaps. This will be crucial in our construction of an ETAS with zero transition waste in the next section.

C. A Zero-Waste Elastic Task Allocation Scheme

So far we have discussed the case of a single machine leaving or joining. The more challenging question is how to allow a (possibly infinite) chain of such elastic events while guaranteeing zero-waste transitions. More specifically, we are interested in establishing a *zero-waste range* $[N_{\min}, N_{\max}] \subset [L, F]$ where the system can start with any number N_0 of machines, $N_0 \in [N_{\min}, N_{\max}]$, and then can transition *with zero wastes* an arbitrary number of times *within this range*, one machine leaving or joining at a time. We show the existence of a handful of such ranges in Theorem 7 and Corollary 3. We first need a formal definition of a zero-waste range.

Definition 8 (Zero-waste range). *Given L and F , a range $[N_{\min}, N_{\max}]$, where $L \leq N_{\min} \leq N_{\max} \leq F$ is called an (L, F) -zero-waste range ((L, F) -ZWR) if for every $N_0 \in [N_{\min}, N_{\max}]$ there exists an (N_0, L, F) -ETAS $(\mathcal{S}^{N_0}, \mathcal{T})$ (see Definition 2) where the transition algorithm \mathcal{T} incurs a zero waste whenever the transition is within the range $[N_{\min}, N_{\max}]$.*

Note that N_{\min} and N_{\max} are usually functions of L and F . Also, the transition algorithm \mathcal{T} mentioned in Definitions 2 and 8 can be applied repeatedly to enable a chain of transitions within N_{\min} and N_{\max} machines, although by adding or removing just one machine at a time. It turns out that if we can construct an (N_0, L, F) -ETAS $(\mathcal{S}^{N_0}, \mathcal{T})$ so that \mathcal{T} incurs a zero transition waste within $[N_{\min}, N_{\max}]$ for some $N_0 \in [N_{\min}, N_{\max}]$ then we can also construct an (N'_0, L, F) -ETAS satisfying the same property for every $N'_0 \in [N_{\min}, N_{\max}]$, i.e., $[N_{\min}, N_{\max}]$ is an (L, F) -ZWR. In particular, we show that this claim is true when $N_0 = N_{\max}$.

Lemma 7. *If there exists an (N_{\max}, L, F) -ETAS $(\mathcal{S}^{N_{\max}}, \mathcal{T})$ so that \mathcal{T} always incurs a zero transition waste for every possible chain of $N_{\max} - N_{\min}$ transitions from N_{\max} to N_{\min} machines (machines leaving only) then $[N_{\min}, N_{\max}]$ is an (L, F) -ZWR.*

Before proving this lemma, we need the concept of a *transition tree*, which keeps track of all the possible states

the system can be at and the transitions leading to them from the original state, where a state consists of the list of machines available and the corresponding TAS. The transition tree is, in fact, an explicit way to represent an ETAS.

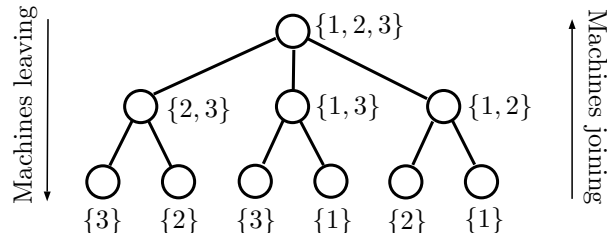


Fig. 4: Illustration of a transition tree when $N_{\min} = 1$ and $N_{\max} = 3$. The set of available machines is given at each node (we omit the TAS associated with each node).

Definition 9 (Transition tree). *Given an (N_{\max}, L, F) -ETAS $(\mathcal{S}^{N_{\max}}, \mathcal{T})$ satisfying the assumption of Lemma 7, the corresponding transition tree \mathfrak{T} is a rooted tree created as follows. The root node of the tree consists of the set $[N_{\max}]$ and the corresponding (N_{\max}, L, F) -TAS. Other nodes can be created in a recursive manner. Suppose that a node u is already created that consists of a set of indices \mathcal{I} and an $(|\mathcal{I}|, L, F)$ -TAS. If $|\mathcal{I}| > N_{\min}$, the $|\mathcal{I}|$ child nodes of u can be created as follows. Each child node v corresponds to the removal of one machine indexed by $n^* \in \mathcal{I}$ and consists of the list $\mathcal{J} \triangleq \mathcal{I} \setminus \{n^*\}$ and a $(|\mathcal{J}|, L, F)$ -TAS obtained by applying the transition algorithm \mathcal{T} to the $(|\mathcal{I}|, L, F)$ -TAS of u .*

For instance, when $N_{\max} = 3$, $N_{\min} = L = 1$, we have a transition tree illustrated in Fig. 4.

Proof of Lemma 7. Based on the transition tree, it is easy to see that once the system can start from an (N_{\max}, L, F) -TAS and transition with zero wastes down to an (N_{\min}, L, F) -TAS in all possible ways then we can also start from any intermediate (N_0, L, F) -TAS, $N_0 \in [N_{\min}, N_{\max}]$, and transition with zero wastes within this range. Indeed, if one machine leaves and the system is currently at a state corresponding to a node in the tree, then it can transition to a child node depending on which node is leaving. Vice versa, if one machine joins, the system can transition to the state stored at the parent node. ■

Remark 2 (Overhead incurred by the transition tree). As shown in the proof of Lemma 7, the transition tree is used to keep track of all zero-waste transitions possible within the range $[N_{\min}, N_{\max}]$. The entire tree can be created once by the master machine before the computation session starts or can be created on the fly. The tree has height $N_{\max} - N_{\min}$ and a total of $1 + \sum_{h=1}^{N_{\max} - N_{\min}} \prod_{i=0}^{h-1} (N - i)$ nodes, which is in the order of $N!$. To create a child node, an algorithm such as the Network Flow Algorithm is invoked to find the zero-waste transition (however, the computation required becomes lighter when it gets closer to the leaves). The creation and storage of the transition tree incurs significant storage and computation overheads at the master node, and therefore, using the tree is beneficial when we have relatively small N and F and intensive tasks so that having zero transition waste pays off. Maintaining a zero-waste ETAS with lower overheads remains an open question for future research.

Based on Lemma 7, we now describe our construction of (L, F) -ZWRs based on the so-called *symmetric configurations* from combinatorial designs.

Definition 10 (Configuration [25]). A (v, b, k, r) -configuration is an incident structure of v points and b lines such that

- each line contains k points,
- each point lies on r lines, and
- two different points are connected by at most one line.

If $v = b$ and, hence, $r = k$, the configuration is symmetric, denoted by (v, k) -configuration.

The famous Fano plane is a $(7, 3)$ -configuration with seven points $\{1, 2, \dots, 7\}$ and seven lines: $\{1, 2, 3\}$, $\{1, 4, 5\}$, $\{1, 6, 7\}$, $\{2, 4, 6\}$, $\{2, 5, 7\}$, $\{3, 5, 6\}$, and $\{3, 4, 7\}$ (Fig. 5).

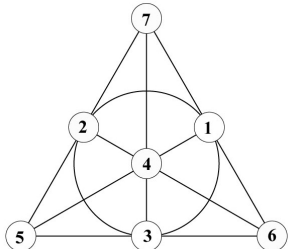


Fig. 5: A Fano plane with seven points and seven lines.

We first show that an (N_{\max}, L) -configuration can be used to construct an (N_{\max}, L, F) -TAS with small pairwise overlaps and then present a method to establish an $[N_{\min}, N_{\max}]$ -zero-waste range from such a TAS. Essentially, points correspond to tasks while lines correspond to sets of tasks. As there are N_{\max} points and F tasks, it is natural to associate each point with F/N_{\max} tasks.

Construction 1. Suppose that N_{\max} divides F and $\mathcal{B} = \{B_1, \dots, B_{N_{\max}}\}$ is the set of N_{\max} lines of an (N_{\max}, L) -configuration. An (N_{\max}, L, F) -TAS $\mathcal{S}^{N_{\max}}$ can be constructed as follows. First, partition $[[F]] = \{0, \dots, F-1\}$ into N_{\max} equal sized parts $F_1, \dots, F_{N_{\max}}$. Then for each $n \in [N_{\max}]$ we assign to Machine n the tasks indexed by the parts F_p 's corresponding to all points p in the line B_n . In other words, we set $S_n^{N_{\max}} := \cup_{p \in B_n} F_p$, for every $n \in [N_{\max}]$.

For instance, when there are $N_{\max} = 7$ machines, $L = 3$, and $F = 14$ tasks, we first partition $[[F]]$ in to seven parts:

$$F_1 = \{0, 1\}, F_2 = \{2, 3\}, F_3 = \{4, 5\},$$

$$F_4 = \{6, 7\}, F_5 = \{8, 9\}, F_6 = \{10, 11\}, F_7 = \{12, 13\}.$$

Then, using the $(7, 3)$ -configuration (the Fano plane) in Construction 1, we obtain a $(7, 3, 14)$ -TAS, represented by Fig. 6. For instance, Machine 1 is allocated the task set $S_1^7 = [5] = F_1 \cup F_2 \cup F_3$, while Machine 2 has the task set $S_2^7 = \{0, 1, 6, 7, 8, 9\} = F_1 \cup F_4 \cup F_5$. It is easy to verify that each task is performed by $L = 3$ machines and each machine performs $LF/N_{\max} = 6$ tasks.

Since every two lines in a configuration intersect at at most one point, the resulting TAS also has small pairwise intersections, which is crucial for our construction of a zero-waste range.

S_1^7	S_2^7	S_3^7	S_4^7	S_5^7	S_6^7	S_7^7
0 - 1	0 - 1	0 - 1				
2 - 3			2 - 3	2 - 3		
4 - 5					4 - 5	4 - 5
	6 - 7		6 - 7			6 - 7
	8 - 9			8 - 9	8 - 9	
		10 - 11	10 - 11		10 - 11	
		12 - 13		12 - 13		12 - 13

Fig. 6: A $(7, 3, 14)$ -TAS constructed from the Fano plane. The rows and columns of the table corresponding to seven points and seven lines of the plane. Here, we use $a - b$ to denote the set $\{a, a + 1, \dots, b\} \pmod{14}$.

Lemma 8. Construction 1 produces an (N_{\max}, L, F) -TAS where every two task sets intersect at at most F/N_{\max} tasks.

Proof. According to Construction 1, each set of task has size

$$|S_n^{N_{\max}}| = |B_n| \frac{F}{N_{\max}} = \frac{LF}{N_{\max}}.$$

Moreover, as each point p in the configuration belongs to exactly L lines, each task also belongs to precisely L task sets. Hence, the resulting $\mathcal{S}^{N_{\max}}$ is indeed an (N_{\max}, L, F) -TAS. Moreover, since every two lines in the configuration intersect at at most one point, every two task sets $S_n^{N_{\max}}$ and $S_{n'}^{N_{\max}}$, $n \neq n'$, intersect at at most F/N_{\max} tasks as claimed. ■

Note that the *expected* cardinality of the intersection of two *random* subsets of cardinality LF/N of $[N]$ is $\frac{L^2}{N} \frac{F}{N}$, which is approximately F/N for $L^2 \approx N$. Therefore, F/N is indeed the lowest pairwise intersection size that we could expect for this parameter range.

By Lemma 8, Construction 1 produces an initial (N_{\max}, L, F) -TAS with small pairwise set overlaps. To show that R machines can be removed one by one from this TAS with zero transition wastes, we first show that the pairwise intersections of the sets of intermediate TASs do not increase too much. Then, by using the pairwise intersection as an upper bound on the intersection of any set I of task sets, $|I| \leq L$, we can guarantee that the intersections still satisfy the Hall-like condition in Theorem 6. As a consequence, zero-waste transitions will be possible within the range $[N_{\max} - R, N_{\max}]$.

Theorem 7. If there exists an (N_{\max}, L) -configuration then there exists an (N_{\max}, L, F) -TAS $\mathcal{S}^{N_{\max}} = (S_1^{N_{\max}}, \dots, S_{N_{\max}}^{N_{\max}})$ where

$$|S_n^{N_{\max}} \cap S_{n'}^{N_{\max}}| \leq \frac{F}{N_{\max}},$$

for every $n, n' \in [N_{\max}]$, $n \neq n'$. This leads to the existence of an (L, F) -zero-waste range $[N_{\max} - R, N_{\max}]$ where

$$R = 1 + \left\lfloor \frac{(3LN_{\max} - 2N_{\max} - 2L + 1) - \sqrt{\Delta}}{4L - 2} \right\rfloor \quad (7)$$

and

$$\Delta = LN_{\max}(LN_{\max} + 8L^2 - 16L + 6) + (2L - 1)^2. \quad (8)$$

We assume here that $N \mid F$ for every $N \in [N_{\min}, N_{\max}]$.

Proof. The first statement is due to Lemma 8. We now prove the second statement, assuming that there exists an (N_{\max}, L, F) -TAS as specified. Thanks to Lemma 7, it suffices to show that for every $1 \leq r < R$, after removing any r machines one after another, the resulting $(N_{\max} - r, L, F)$ -TAS still admits a zero-waste transition when one more machine leaves. Equivalently, we aim to show that this TAS satisfies the Hall-like condition (6).

Suppose that $r < R$ machines have been removed with r zero-waste transitions and $\mathcal{S}^{N_{\max} - r} = (S_1^{N_{\max} - r}, \dots, S_{N_{\max} - r}^{N_{\max} - r})$ is the resulting $(N_{\max} - r, L, F)$ -TAS. Let I be a nonempty subset of indices of $|I|$ machines among the remaining ones. Note that when $|I| = 1$ or $|I| > L$, the inequality (6) is trivially satisfied. Indeed, when $|I| = 1$, the equality is achieved. When $|I| > L$, as each task cannot belong to more than L task sets, the intersection of $|I|$ task sets is empty and hence, (6) holds trivially. We henceforth assume $2 \leq |I| \leq L$. Suppose $n, n' \in I$, $n \neq n'$. Note that whenever there is a zero-waste transition from an (N, L, F) -TAS to an $(N - 1, L, F)$ -TAS, each machine keeps its current task set and also takes $\Delta_{N, N-1}$ extra tasks. Hence, the intersection of a pair of task sets is increased by at most $2\Delta_{N, N-1}$ tasks. Therefore,

$$\begin{aligned} |\cap_{i \in I} S_i^{N_{\max} - r}| &\leq |S_n^{N_{\max} - r} \cap S_{n'}^{N_{\max} - r}| \\ &\leq |S_n^{N_{\max}} \cap S_{n'}^{N_{\max}}| + \sum_{j=0}^{r-1} 2\Delta_{N_{\max} - j, N_{\max} - j - 1} \\ &= |S_n^{N_{\max}} \cap S_{n'}^{N_{\max}}| + \sum_{j=0}^{r-1} \left(\frac{2LF}{N_{\max} - j - 1} - \frac{2LF}{N_{\max} - j} \right) \\ &\leq \frac{F}{N_{\max}} + \left(\frac{2LF}{N_{\max} - r} - \frac{2LF}{N_{\max}} \right) \\ &= \frac{F}{N_{\max}} + \frac{2LFr}{(N_{\max} - r)N_{\max}}. \end{aligned}$$

Therefore, in order to show that (6) holds for the $(N_{\max} - r, L, F)$ -TAS $\mathcal{S}^{N_{\max} - r}$, that is,

$$|\cap_{i \in I} S_i^{N_{\max} - r}| \leq (N_{\max} - r - |I|)\Delta_{N_{\max} - r, N_{\max} - r - 1},$$

as we assume $|I| \leq L$, it suffices to show that

$$\frac{F}{N_{\max}} + \frac{2LFr}{(N_{\max} - r)N_{\max}} \leq (N_{\max} - r - L)\Delta_{N_{\max} - r, N_{\max} - r - 1},$$

or equivalently,

$$\begin{aligned} \frac{F}{N_{\max}} + \frac{2LFr}{(N_{\max} - r)N_{\max}} \\ \leq (N_{\max} - r - L) \frac{LF}{(N_{\max} - r)(N_{\max} - r - 1)}. \quad (9) \end{aligned}$$

Simplifying (9), we obtain

$$\begin{aligned} (2L - 1)r^2 - (3LN_{\max} - 2N_{\max} - 2L + 1)r \\ + N_{\max}(LN_{\max} - N_{\max} - L^2 + 1) \geq 0. \quad (10) \end{aligned}$$

The left-hand side of (10) can be regarded as a quadratic polynomial in r , which has two positive roots

$$\frac{(3LN_{\max} - 2N_{\max} - 2L + 1) \pm \sqrt{\Delta}}{4L - 2},$$

where Δ is given as in (8). Note that $\Delta \geq 0$ when $L \geq 2$ and $N_{\max} \geq 3$. Therefore, when

$$r \leq R - 1 = \left\lfloor \frac{(3LN_{\max} - 2N_{\max} - 2L + 1) - \sqrt{\Delta}}{4L - 2} \right\rfloor,$$

the left-hand side of (10) is non-negative, which implies that this inequality holds. Therefore, we have shown that for every $r < R$ defined as in (7), the inequality (6) holds for the $(N_{\max} - r, L, F)$ -TAS in consideration. Hence, there is a zero-waste transition from this TAS to an $(N_{\max} - r - 1, L, F)$ -TAS. Thus, $[N_{\max} - R, N_{\max}]$ is an (L, F) -zero-waste range. ■

Equipped with Theorem 7, we now present a few explicit zero-waste ranges based on known results on configurations from the literature of combinatorial designs.

Corollary 3. *The following zero-waste ranges exist for all relevant F , that is, F is divisible by $N(N - 1)$ for every $N \in [N_{\min} + 1, N_{\max}]$.*

- 1) $L = 3$, $N_{\max} \geq 7$, $N_{\min} = N_{\max} - \left\lfloor \frac{7N_{\max} - 5 - \sqrt{\Delta}}{10} \right\rfloor - 1$, where $\Delta = 9N_{\max}^2 + 90N_{\max} + 25$.
- 2) $L = 4$, $N_{\max} \geq 13$, $N_{\min} = N_{\max} - \left\lfloor \frac{10N_{\max} - 7 - \sqrt{\Delta}}{14} \right\rfloor - 1$, where $\Delta = 16N_{\max}^2 + 280N_{\max} + 49$.
- 3) $L = q + 1$, $N_{\max} = q^2 + q + 1$, $N_{\min} = N_{\max} - \left\lfloor \frac{3q^3 + 4q^2 + 2q - \sqrt{\Delta}}{4q + 2} \right\rfloor - 1$, where $\Delta = q^6 + 12q^5 + 16q^4 + 4q^3 - 8q^2 - 12q - 4$, for every prime power q .
- 4) $L = q$, $N_{\max} = q^2$, $N_{\min} = N_{\max} - \left\lfloor \frac{3q^3 - 2q^2 - 2q + 1 - \sqrt{\Delta}}{4q - 2} \right\rfloor - 1$, where $\Delta = q^6 + 8q^5 - 24q^4 + 10q^3 + 4q^2 - 4q + 1$, for every prime power q .
- 5) $L = q$, $N_{\max} = q^2 - 1$, $N_{\min} = N_{\max} - \left\lfloor \frac{3q^3 - 2q^2 - 5q + 3 - \sqrt{\Delta}}{4q - 2} \right\rfloor - 1$, where $\Delta = q^6 + 8q^5 - 26q^4 + 2q^3 + 29q^2 - 14q + 1$, for every prime power q .

Proof. Note that (v, k) -configurations exist for the following v and k .

- 1) $k \in \{3, 4\}$ and $v \geq k(k - 1) + 1$ (See [25]).
- 2) $k = q + 1$ and $v = q^2 + q + 1$ for any prime power q . Such a $(q^2 + q + 1, q + 1)$ -configuration is also referred to as a finite projective plane. This gives us the Fano plane when $q = 2$. For this existence result and the following ones, see, e.g., [26, p. 2].
- 3) $k = q$ and $v = q^2$ for any prime power q . A (q^2, q) -configuration can be obtained from a $(q^2 + q + 1, q + 1)$ -configuration by removing a point P and all $q + 1$ lines containing P without removing their points, and also removing one line containing P together with all of its points.
- 4) $k = q$ and $v = q^2 - 1$ for any prime power q . A $(q^2 - 1, q)$ -configuration can be obtained from a $(q^2 + q + 1, q + 1)$ -configuration by removing a point P and all $q + 1$ lines containing P without removing their points, and also removing one line not containing P together with all of its points.

Applying Theorem 7 to these configurations, setting $N_{\max} = v$ and $L = k$, we deduce the conclusions of the corollary. ■

Applying Corollary 3 to the case $L = 3$ and $N_{\max} = 7$, we obtain a $(3, F)$ -ZWR [5, 7] where the $(7, 3, F)$ -TAS corresponds to the Fano plane. In other words, zero-waste transitions are possible between *five* and *seven* machines when $L = 3$. Similarly, when applying the corollary to the case $L = 4$ and $N_{\max} = 13$, we obtain a $(3, F)$ -ZWR [9, 13], which implies that zero-waste transitions are possible between *nine* and *thirteen* machines. When $L = q$ and $N_{\max} = q^2$, for instance, we obtain a (q, F) -ZWR $[N_{\min}, N_{\max}]$ where $N_{\max} - N_{\min} = \Theta(N_{\max}/2)$. Ideally, we would like to expand these ranges to $[L, N_{\max}]$, which remains an open question.

V. CONCLUSIONS

Building up on the work of Yang *et al.* [19] on coded elastic computing, we first propose a complete *separation* between the elastic task allocation scheme and the coded computing scheme. As a result, we have the freedom to design *efficient* elastic task allocation schemes as a combinatorial object *independent* of the underlying coded computing schemes. Moreover, our result can be applied to almost every coded computing scheme developed in the literature. We illustrate the application of our result in matrix-vector and matrix-matrix multiplication, linear regression, and multivariate polynomial evaluation. The proposed separation *simplifies* the coupling significantly compared to the original approach in [19].

Our main contributions in this work include the introduction of a new performance criterion for elastic task allocation schemes called the *transition waste* and constructions of different schemes that achieve *optimal* transition wastes. This quantity measures the number of tasks that available machines must abandon or take anew when one machine leaves or joins in the middle of the computation of a large scaled job. Smaller transition wastes reduce the waste of computing resources and speed up the job completion time.

The works of Yang *et al.* [19] and ours address the need to bridge the gap between the common setup of most coded computing schemes in the literature, where the number of available machines remain fixed, and an emerging trend in the cloud computing industry where the number of available machines can vary, due to the fact that low-priority virtual machines are often offered at much cheaper prices but can be taken back under a short notice (e.g. Amazon EC2 Spot and Microsoft Azure Batch).

We can imagine one application of the coded elastic computing scheme as follows. We purchase a number of EC2 on-demand instances at a higher price while also get a few Spot instances at a much cheaper cost to run our computation. During the computation cycle, the low-priority Spot instances may leave, reducing the number of available machines. Our system can still handle this if we employ a coded elastic computing scheme in which the number of on-demand instances is greater than or equal to the minimum number of available machines required by the scheme. Thus, instead of maintaining all the costly on-demand instances from the beginning to the end, this approach allows us to take advantage of low-cost Spot instances available to us while keeping the computation run smoothly even when machines leave.

An interesting related approach from Amazon in 2018 was implemented in a new feature called Amazon EC2 Fleet [27], which allows users to specify the target capacity and the preferred EC2 instances while automatically performs mix-and-match to meet customers specifications at a lowest price.

We strongly believe that distributed computing with elastic resources is a fruitful research direction and can potentially create a significant impact on the cloud computing industry.

VI. APPENDIX

A. Coupling an Elastic Task Allocation Scheme and a Coded Computing Scheme

We now explain how to couple an elastic task allocation scheme (ETAS) and a coded computing scheme (CCS) to achieve a coded elastic computing scheme, which allows

- *straggler tolerance*: at most E slow machines do not affect the completion time of the system, and
- *load balancing*: every available machine is assigned the same workload, and
- *elasticity*: the workload of available machines can be flexibly adjusted when machines leave and join.

The general method is to first partition the problem instance into F *independent* sub-instances and then apply a CCS to *each* sub-instance. Task f , $f \in [[F]]$, refers to the computation task performed over the f th sub-instance. Suppose that throughout the computation the number of available machines varies from L to N_{\max} . For each task, a CCS generates N_{\max} sub-tasks, which are distributed to maximum N_{\max} machines so that the completion of any $L - E$ sub-tasks leads to the completion of the task ($L - E$ is referred to as the *recovery threshold*). Each of the N available machines must be loaded with the corresponding sub-tasks of *all* F sub-instances so as to be ready to work on any new tasks when machines leave or join. However, each machine only works on the sub-tasks of the tasks assigned to it by the TAS. More specifically, if an (N, L, F) -TAS $\mathcal{S}^N = \{S_1^N, \dots, S_n^N\}$ is used then Machine n only works on tasks indexed by S_n^N .

The L -Redundancy of the TAS guarantees that any task f is worked on by precisely L different machines among N . As the CCS allows the recovery of Task f from any $L - E$ outputs, the coded elastic computing scheme, which couples a TAS and a CCS, can tolerate E stragglers. The Load Balancing property of the TAS guarantees that every available machine is assigned the same workload. When a machine joins or leaves, a new TAS constructed by the transition algorithm \mathcal{T} of the ETAS is applied, which preserves the straggler tolerance and the load balancing property. We discuss below how to define the tasks for a few specific problems.

Matrix-Vector Multiplication. We aim to compute $\mathbf{A}\mathbf{x}$, where \mathbf{A} is a matrix and \mathbf{x} is a vector of matching dimension, in a way that tolerates any E stragglers ($0 \leq E < L$), and with a varied number of available machines N ($L \leq N \leq N_{\max}$).

Assuming that the number of rows of \mathbf{A} is divisible by F (padding if necessary), we partition \mathbf{A} row-wise into F equal-sized sub-matrices $\mathbf{A}_0, \mathbf{A}_1, \dots, \mathbf{A}_{F-1}$. The pair $(\mathbf{A}_f, \mathbf{x})$ forms the f th sub-instance of the original instance (\mathbf{A}, \mathbf{x}) and the computation of $\mathbf{A}_f\mathbf{x}$ is referred to as Task f . A known

CCS for matrix-vector multiplication (e.g., [6]) can then be used to generate N_{\max} sub-tasks for each Task f , each of which is then distributed to the corresponding machine (machines joining later download later). Clearly, the completion of all tasks $f \in [[F]]$ gives us the desired product $\mathbf{A}\mathbf{x}$.

Matrix-Matrix Multiplication. The goal is to compute the product $\mathbf{A}\mathbf{B}$ where \mathbf{A} and \mathbf{B} are matrices of matching dimensions, in a way that tolerates any E stragglers ($0 \leq E < L$), and with a varied number of available machines N ($L \leq N \leq N_{\max}$).

We partition \mathbf{A} and \mathbf{B} column-wise and row-wise, respectively, into F equal-sized sub-matrices (padding with zeros if necessary) as follows,

$$\mathbf{A} = [\mathbf{A}_0, \mathbf{A}_1, \dots, \mathbf{A}_{F-1}], \quad \mathbf{B} = \begin{bmatrix} \mathbf{B}_0 \\ \mathbf{B}_1 \\ \vdots \\ \mathbf{B}_{F-1} \end{bmatrix}.$$

The pair $(\mathbf{A}_f, \mathbf{B}_f)$, $f \in [[F]]$, forms the f th sub-instance and the computation of $\mathbf{A}_f\mathbf{B}_f$ is referred to as Task f . As $\mathbf{A}\mathbf{B} = \sum_{f=0}^{F-1} \mathbf{A}_f\mathbf{B}_f$, the completion of all F tasks gives us the product $\mathbf{A}\mathbf{B}$. For each Task f , a known CCS for matrix-matrix multiplication can be applied (e.g., MatDot [28]).

Linear Regression. Given a data matrix \mathbf{X} and a vector \mathbf{y} , we aim to find a weight vector \mathbf{w} that minimizes the loss function $\|\mathbf{X}\mathbf{w} - \mathbf{y}\|^2$. Using gradient descent, in each iteration, we update the weight using the gradient of the loss function, which requires the computation of $\mathbf{X}^T(\mathbf{X}\mathbf{w}^{(t)} - \mathbf{y})$.

The algorithm in [19] first computes $\mathbf{X}\mathbf{w}^{(t)}$ via coded elastic computing, computes $\mathbf{z}^{(t)} = \mathbf{X}\mathbf{w}^{(t)} - \mathbf{y}$ at the master node, and adaptively encodes $\mathbf{z}^{(t)}$ according to the knowledge of machines that are active. Hence, it is not suitable for the scenario where machines join or leave in the middle of each iteration. Our approach presented below simplifies the approach in [19] and also overcomes its drawback.

Note that both \mathbf{X} and \mathbf{y} are fixed while $\mathbf{w}^{(t)}$ varies from one iteration to the next. Therefore, the matrix-matrix product $\mathbf{A} = \mathbf{X}^T\mathbf{X}$ and the matrix-vector product $\mathbf{X}^T\mathbf{y}$ can be computed once in advance with amortized cost using an ETAS as described earlier. The only job left is to repeatedly compute $\mathbf{A}\mathbf{w}^{(t)}$, $t = 0, 1, \dots$. Again, we use an ETAS to perform this matrix-vector multiplication. Despite of its conceptual simplicity, this procedure not only allows machines join or leave in the middle of each iteration but also saves communication bandwidth as at each iteration, we only send $\mathbf{w}^{(t)}$ to machines rather than both $\mathbf{w}^{(t)}$ and a coded version of $\mathbf{z}^{(t)}$.

Multivariate polynomial evaluation. We aim to compute $g(\mathbf{X}_1), \dots, g(\mathbf{X}_K)$, where g is a multivariate polynomial and \mathbf{X}_k is a large matrix or vector ($k \in [K]$), in a way that tolerates E stragglers and allows the number of available machines vary between L and N_{\max} .

Suppose that K is divisible by F (padding if necessary). We partition the set of evaluation points into F equal parts

$$\mathcal{P}_f = \{\mathbf{X}_{fK/F+1}, \dots, \mathbf{X}_{fK/F+K/F}\}, \quad f \in [[F]].$$

Task f refers to the computations of $g(\mathbf{X}_p)$, $p \in \mathcal{P}_f$. Clearly, the completion of all F tasks gives us $g(\mathbf{X}_1), \dots, g(\mathbf{X}_K)$

as desired. Yu *et al.* [15] propose a CCS called the Lagrange coded computing to perform distributed polynomial evaluation that tolerates stragglers. We can apply this CCS to each task using N_{\max} machines and recovery threshold $L - E$.

B. Proof of Theorem 5

Note that we only need to prove Theorem 5 for the case when Machine $N + 1$ joins. The following lemma holds for all $\delta \in [[F]]$.

Lemma 9. *The transition waste when transitioning from a cyclic (N, L, F) -TAS $\mathcal{S}_{\text{cyc}}^N$ to a δ -shifted cyclic $(N + 1, L, F)$ -TAS $\mathcal{S}_{\delta\text{-cyc}}^{N+1}$ is*

$$W(\mathcal{S}_{\text{cyc}}^N \rightarrow \mathcal{S}_{\delta\text{-cyc}}^{N+1}) = \text{Sum 1} + \text{Sum 2} + \text{Sum 3},$$

where these three sums are given as follows. Setting $d = \frac{F}{N(N+1)} \in \mathbb{Z}$, the first sum is

$$\text{Sum 1} = \sum_{n \in [N]: (n-1)d > \delta} 2((n-1)d - \delta).$$

When $L < \lceil \frac{N+1}{2} \rceil$, the second and third sums are

$$\begin{aligned} \text{Sum 2} &= \sum_{n \in [N]: (n-1+L)d \leq \delta < (n-1+L+LN)d} 2(\delta - (n-1+L)d), \\ \text{Sum 3} &= \sum_{n \in [N]: (n-1+L+LN)d \leq \delta \leq F+(n-1)d-LNd} 2LNd \\ &\quad + \sum_{n \in [N]: F+(n-1)d-LNd < \delta} 2(F + (n-1)d - \delta). \end{aligned}$$

When $L \geq \lceil \frac{N+1}{2} \rceil$, the second and third sums are

$$\begin{aligned} \text{Sum 2} &= \sum_{n \in [N]: (n-1+L)d \leq \delta \leq F+(n-1)d-LNd} 2(\delta - (n-1+L)d) \\ &\quad + \sum_{F+(n-1)d-LNd < \delta < (n-1+L+LN)d} 2(N-L)F/N, \\ \text{Sum 3} &= \sum_{n \in [N]: (n-1+L+LN)d \leq \delta} 2(F + (n-1)d - \delta). \end{aligned}$$

Proof. These sums are obtained by considering all possible cases of the intersection between \mathcal{S}_n^N and \mathcal{S}_n^{N+1} taking into account the fact that we have shifted \mathcal{S}_n^{N+1} cyclicly by δ positions compared to the ordinary cyclic TAS. We omit some details due to lack of space but provide cases that lead to these sums so that interested reader can follow and verify our result.

Let $\mathcal{S}_{\text{cyc}}^N = (\mathcal{S}_1^N, \dots, \mathcal{S}_N^N)$ and $\mathcal{S}_{\delta\text{-cyc}}^{N+1} = (\mathcal{S}_1^{N+1}, \dots, \mathcal{S}_{N+1}^{N+1})$. For $n \in [N]$,

$$\begin{aligned} \mathcal{S}_n^N &= \left[(n-1)\frac{F}{N}, (n-1)\frac{F}{N} + \frac{LF}{N} - 1 \right] \pmod{F}, \\ \mathcal{S}_n^{N+1} &= \left[(n-1)\frac{F}{N+1} + \delta, \right. \\ &\quad \left. (n-1)\frac{F}{N+1} + \frac{LF}{N+1} - 1 + \delta \right] \pmod{F}. \end{aligned}$$

To compute the transition waste $W(\mathcal{S}_n^N \rightarrow \mathcal{S}_n^{N+1})$ incurred at Machine $n \in [N]$, we consider the following three cases depending on the relative position of the endpoints of \mathcal{S}_n^N and \mathcal{S}_n^{N+1} on the circle of integers mod F .

Case 1. $\delta < \frac{(n-1)F}{N(N+1)} = (n-1)d$. The left endpoint of S_n^{N+1} lies between 0 and the left endpoint of S_n^N (see Fig. 7). Applying Lemma 1 (a) to $S = S_n^{N+1}$ and $T = S_n^N$, we have

$$W(S_n^N \rightarrow S_n^{N+1}) = 2((n-1)d - \delta).$$

Case 1 gives rise to Sum 1.

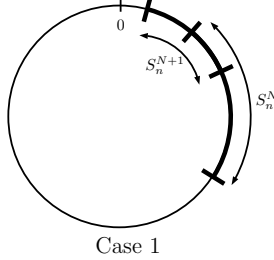


Fig. 7: Illustration of Case 1.

Case 2. $(n-1)d \leq \delta < (n-1+L+LN)d$. The left endpoint of S_n^{N+1} lies between the two endpoints of S_n^N (inclusive). We further divide Case 2 into two sub-cases.

Sub-case 2.1. $(n-1)d \leq \delta < (n-1+L)d$. Since $S_n^{N+1} \subset S_n^N$, by Lemma 2, the transition waste is zero and we can ignore this sub-case.

Sub-case 2.2. $(n-1+L)d \leq \delta < (n-1+L+LN)d$. When $L < \lceil \frac{N+1}{2} \rceil$, the intersection of S_n^N and S_n^{N+1} is contiguous (see Fig. 8 (a)) and we can use similar argument as in Lemma 1 (a) to deduce that

$$W(S_n^N \rightarrow S_n^{N+1}) = 2(\delta - (n-1+L)d).$$

When $L \geq \lceil \frac{N+1}{2} \rceil$, we have

$$F + (n-1)d - LNd < (n-1+L+LN)d.$$

This inequality is important because for $(n-1+L)d \leq \delta \leq F + (n-1)d - LNd$, the intersection of S_n^N and S_n^{N+1} is contiguous and the transition waste is

$$W(S_n^N \rightarrow S_n^{N+1}) = 2(\delta - (n-1+L)d),$$

while for $F + (n-1)d - LNd < \delta < (n-1+L+LN)d$, the intersection between the two sets is non-contiguous (see Fig. 8 (b)) and the transition waste is

$$W(S_n^N \rightarrow S_n^{N+1}) = 2(N-L)F/N.$$

These explain the formula of Sum 2.

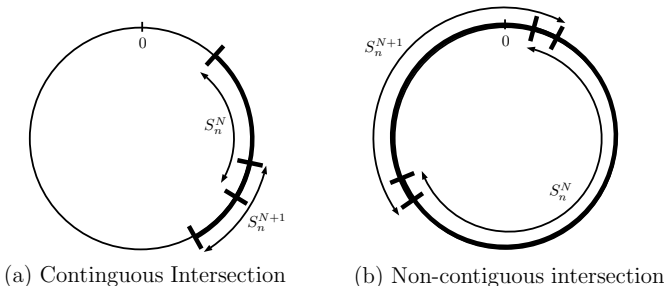


Fig. 8: Illustration of scenarios in Sub-case 2.2.

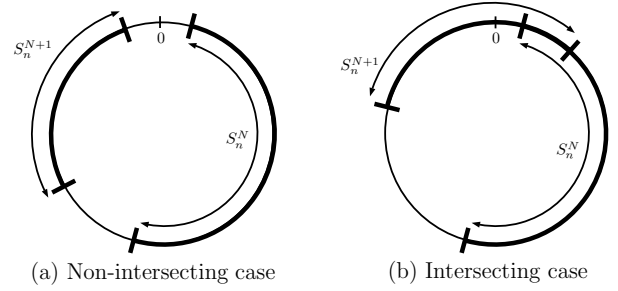


Fig. 9: Illustration of scenarios in Case 3.

Case 3. $(n-1+L+LN)d \leq \delta < F$. The right endpoint of S_n^N lies between its left endpoint and the left endpoint of S_n^{N+1} . We divide this case further into two sub-cases, depending on whether the two sets intersect or not (see Fig. 9).

When $L < \lceil \frac{N+1}{2} \rceil$, for $(n-1+L+LN)d \leq \delta \leq F + (n-1)d - LNd$, the two sets do not intersect, and so, the transition waste is $2LNd$, while for $F + (n-1)d - LNd < \delta < F$, the two sets intersect and the transition waste is $2(F + (n-1)d - \delta)$.

When $L \geq \lceil \frac{N+1}{2} \rceil$, the two sets S_n^N and S_n^{N+1} always intersect and the transition waste is $2(F + (n-1)d - \delta)$. These explain the formula of Sum 3. ■

Proof of Theorem 5. Lemma 9 establishes an *implicit* formula for the transition waste when transitioning from a cyclic (N, L, F) -TAS S_{cyc}^N to a δ -shifted cyclic $(N+1, L, F)$ -TAS $S_{\delta-cyc}^{N+1}$. It remains to determine an *explicit* form of the transition waste and show that it is minimized at $\delta_{opt} = \lfloor \frac{N+L-1}{2} \rfloor d$. To simplify the computation, we assume that δ is divisible by $d \triangleq \frac{F}{N(N+1)}$. Even with this simplification, the computation is still very tedious with many cases depending on the relation between N and L and the exact interval δ lies in (four cases, each has seven intervals to consider - Figs. 10, 11).

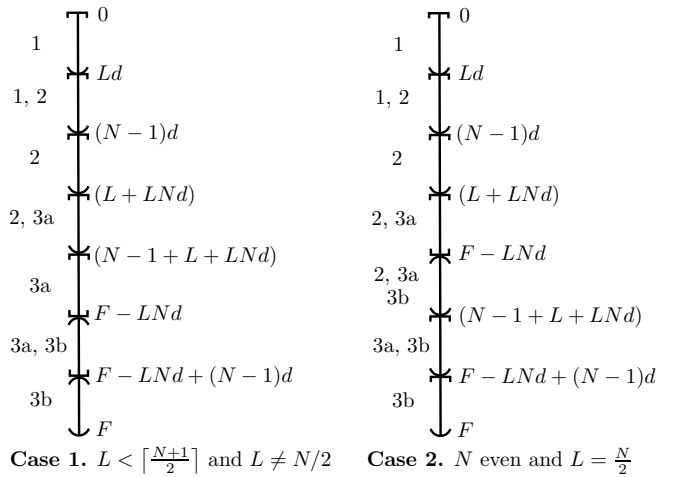


Fig. 10: Illustration of the intervals for δ and the non-empty sums contributing to the transition waste when $L < \lceil \frac{N+1}{2} \rceil$. The labels 2a/3a and 2b/3b refer to the two components sums of Sum 2 and Sum 3, respectively. The appearance of the labels 1, 2, 2a, 2b, 3a, 3b in each interval indicate that these sums are non-empty in that interval of δ .

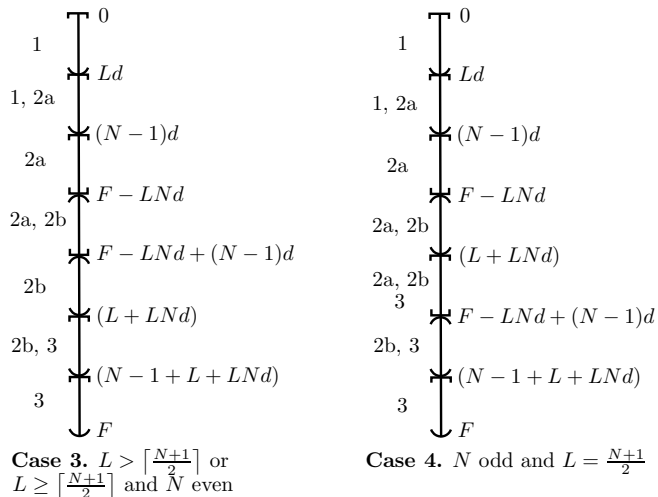


Fig. 11: Illustration of the intervals for δ and the non-empty sums contributing to the transition waste when $L \geq \lfloor \frac{N+1}{2} \rfloor$.

Note that while the transition waste can be written as the sum of four component sums, depending on the interval that δ belongs to, only a few sums are non-empty. We must know which sums are non-empty in which intervals of δ to obtain a precise formula for the transition waste. We present below the computation of the transition waste in one interval of δ that contains δ_{opt} and omit the rest due to lack of space.

Consider Case 1 when $Ld \leq \delta < (N-1)d$ (see Fig. 10). By Lemma 9,

$$W(S_n^N \rightarrow S_n^{N+1}) = \text{Sum 1} + \text{Sum 2},$$

where

$$\text{Sum 1} = \sum_{n=\frac{\delta}{d}+2}^N 2((n-1)d-\delta) = \frac{\delta^2}{d} - (2N-1)\delta + N(N-1)d,$$

$$\text{Sum 2} = \sum_{n=1}^{\delta/d-L+1} 2(\delta-(n-1+L)d) = \frac{\delta^2}{d} - (2L-1)\delta + L(L-1)d.$$

Note that it is important to determine the precise lower and upper limits for each sum. Hence,

$$W(S_n^N \rightarrow S_n^{N+1}) = \frac{2\delta^2}{d} - 2(N+L-1)\delta + (N(N-1) + L(L-1))d.$$

This is a quadratic function of δ , which achieves the minimum at $\delta_{\text{opt}} = \lfloor \frac{N+L-1}{2} \rfloor d$. This is indeed the shift recommended in Theorem 3. It is straightforward but tedious to show that the transition waste, which can be constant, linear, or quadratic in δ , is always greater than or equal to that at δ_{opt} if δ lies in other intervals. We omit the details. ■

ACKNOWLEDGEMENT

We thank Yaoqing Yang for helpful discussions.

REFERENCES

- [1] M. Zaharia, M. Chowdhury, M. J. Franklin, S. Shenker, and I. Stoica, "Spark: Cluster computing with working sets," in *Proceedings of the 2nd USENIX Conference on Hot Topics in Cloud Computing*, 2010.
- [2] Apache Hadoop. <http://hadoop.apache.org>.
- [3] G. Ananthanarayanan, A. Ghodsi, S. Shenker, and I. Stoica, "Effective straggler mitigation: Attack of the clones," in *Proceedings of the 10th USENIX Conference on Networked Systems Design and Implementation*, 2013, pp. 185–198.
- [4] F. Dean and L. A. Barroso, "The tail at scale," *Communications of the ACM*, vol. 56, no. 2, pp. 74–80, 2013.
- [5] N. J. Yadwadkar, B. Hariharan, J. E. Gonzalez, and R. Katz, "Multi-task learning for straggler avoiding predictive job scheduling," *Journal of Machine Learning Research*, vol. 17, no. 1, pp. 3692–3728, 2016.
- [6] K. Lee, M. Lam, R. Pedarsani, D. Papailiopoulos, and K. Ramchandran, "Speeding up distributed machine learning using codes," *IEEE Transactions on Information Theory*, vol. 64, no. 3, pp. 1514–1529, 2018.
- [7] S. Li, M. A. Maddah-Ali, and A. S. Avestimehr, "Coded MapReduce," in *Proceedings of the 53rd Annual Allerton Conference on Communication, Control, and Computing*, 2015, pp. 964–971.
- [8] R. Tandon, Q. Lei, A. G. Dimakis, and N. Karampatziakis, "Gradient coding: Avoiding stragglers in distributed learning," in *Proceedings of the 34th International Conference on Machine Learning*, 2017, pp. 3368–3376.
- [9] K. H. Huang and J. A. Abraham, "Algorithm-based fault tolerance for matrix operations," *IEEE Transactions on Computers*, vol. C-33, no. 6, pp. 518–528, 1984.
- [10] S. Dutta, V. Cadambe, and P. Grover, "Short-dot: Computing large linear transforms distributedly using coded short dot products," in *Advances in Neural Information Processing Systems*, 2016, pp. 2100–2108.
- [11] Q. Yu, M. A. Maddah-Ali, and S. Avestimehr, "Polynomial codes: an optimal design for high-dimensional coded matrix multiplication," in *Advances in Neural Information Processing Systems*, 2017, pp. 4403–4413.
- [12] C. Karakus, Y. Sun, S. Diggavi, and W. Yin, "Straggler mitigation in distributed optimization through data encoding," in *Advances in Neural Information Processing Systems 30*, 2017, pp. 5434–5442.
- [13] S. Li, M. A. Maddah-Ali, Q. Yu, and A. S. Avestimehr, "A fundamental tradeoff between computation and communication in distributed computing," *IEEE Transactions on Information Theory*, vol. 64, no. 1, pp. 109–128, 2018.
- [14] A. Mallick, M. Chaudhari, and G. Joshi, "Rateless codes for near-perfect load balancing in distributed matrix-vector multiplication," 2018. [Online]. Available: <http://arxiv.org/abs/1804.10331>
- [15] Q. Yu, S. Li, N. Raviv, S. M. M. Kalan, M. Soltanolkotabi, and S. Avestimehr, "Lagrange coded computing: Optimal design for resiliency, security, and privacy," in *Proceedings of Machine Learning Research*, vol. 89, 2019, pp. 1215–1225.
- [16] J. Kosaian, K. V. Rashmi, and S. Venkataraman, "Learning a code: Machine learning for approximate non-linear coded computation," 2018. [Online]. Available: <http://arxiv.org/abs/1806.01259>
- [17] Amazon EC2 Spot Instances. <https://aws.amazon.com/ec2/spot/>.
- [18] Microsoft Azure Batch. <https://azure.microsoft.com/en-au/services/batch/>.
- [19] Y. Yang, P. Grover, and S. Kar, "Coded elastic computing," in *IEEE International Symposium on Information Theory*, 2019, pp. 2654–2658.
- [20] R. R. Muntz and J. C. S. Lui, "Performance analysis of disk arrays under failure," in *Proceedings of the 16th International Conference on Very Large Data Bases*, ser. VLDB '90, 1990, pp. 162–173.
- [21] M. Holland and A. G. Gibson, "Parity declustering for continuous operation in redundant disk arrays," in *Proceedings of the Fifth International Conference on Architectural Support for Programming Languages and Operating Systems*, ser. ASPLOS V, 1992, pp. 23–35.
- [22] S. H. Dau, Y. Jia, C. Jin, W. Xi, and K. S. Chan, "Parity declustering for fault-tolerant storage systems via t -designs," in *2014 IEEE International Conference on Big Data*, 2014, pp. 7–14.
- [23] P. Hall, "On representatives of subsets," *Journal of the London Mathematical Society*, vol. s1-10, no. 1, pp. 26–30, 1935.
- [24] R. K. Ahuja, R. L. Magnanti, and J. B. Orlin, *Network Flows*. Englewood Cliffs, NJ: Prentice-Hall, 1993.
- [25] *Handbook of Combinatorial Designs, Second Edition (Discrete Mathematics and Its Applications)*.
- [26] M. Funk, D. Labbate, and V. Napolitano, "Tactical (de-)compositions of symmetric configurations," *Discrete Mathematics*, vol. 309, no. 4, pp. 741–747, 2009.
- [27] Introducing Amazon EC2 Fleet. <https://aws.amazon.com/about-aws/whats-new/2018/04/introducing-amazon-ec2-fleet/>.
- [28] M. Fahim, H. Jeong, F. Haddadpour, S. Dutta, V. Cadambe, and P. Grover, "On the optimal recovery threshold of coded matrix multiplication," in *Proceedings of the 55th Annual Allerton Conference on Communication, Control, and Computing*, 2017, pp. 1264–1270.