

SharPer: Sharding Permissioned Blockchains Over Network Clusters

Mohammad Javad Amiri Divyakant Agrawal Amr El Abbadi
 Department of Computer Science, University of California Santa Barbara
 Santa Barbara, California
 {amiri, agrawal, amr}@cs.ucsb.edu

ABSTRACT

Scalability is one of the main roadblocks to business adoption of blockchain systems. Despite recent intensive research on using sharding techniques to enhance the scalability of blockchain systems, existing solutions do not efficiently address cross-shard transactions. In this paper, we introduce *SharPer*, a permissioned blockchain system that enhances the scalability of blockchain systems by clustering (partitioning) the nodes and assigning different data shards to different clusters. SharPer supports both intra-shard and cross-shard transactions and processes intra-shard transactions of different clusters as well as cross-shard transactions with non-overlapping clusters simultaneously. In SharPer, the blockchain ledger is formed as a directed acyclic graph where each cluster maintains *only* a view of the ledger. SharPer also incorporates a *flattened* protocol to establish consensus among clusters on the order of cross-shard transactions. The experimental results reveal the efficiency of SharPer in terms of performance and scalability especially in workloads with a low percentage of cross-shard transactions (typical settings in partitioned databases).

1. INTRODUCTION

Blockchain is a distributed data structure for recording transactions maintained by nodes without a central authority [14]. Nodes in a blockchain system agree on their shared states across a large network of *untrusted* participants. Blockchain systems are classified into two categories: *permissionless* systems and *permissioned* systems. While in a permissionless blockchain system, e.g., Bitcoin [42], the network is public, and anyone can participate without a specific identity, a *permissioned* blockchain, e.g., Tendermint [32] and hyperledger Fabric [6], consists of a set of known, identified nodes which might not fully trust each other. In permissionless blockchain systems, consensus on the order of transactions is achieved through mining whereas in permissioned blockchain systems, asynchronous fault-tolerant protocols are used to guarantee safety. Fault-tolerant protocols mostly rely on either $3f+1$ Byzantine or $2f+1$ crash-only nodes to overcome the simultaneous failure of any f nodes.

Scalability is one of the main obstacles to business adoption of blockchain systems. Scalability is the ability of a blockchain system to process an increasing number of transactions by adding resources to the system. The scalability of blockchain systems has been addressed in several studies using different on-chain, e.g., increasing the block size, and off-chain, e.g., Lightning Networks [41] [44], techniques.

However, these techniques result in either less decentralization or security vulnerabilities.

Partitioning the data into multiple shards that are maintained by different subsets of nodes is a proven approach to enhance the scalability of databases [19]. In such an approach, the performance of the database scales linearly with the number of nodes. Recently, sharding has been utilized by several approaches in both permissionless and permissioned blockchain systems. Elastic [39], OmniLedger [30], and Rapidchain [54] are some of the known permissionless blockchain systems that employ the sharding technique. These systems ensure probabilistic correctness by randomly assigning nodes to *committees* (partitions) resulting in a uniform distribution of faulty nodes in committees. OmniLedger and Rapidchain also support cross-shard transactions using Byzantine consensus protocols.

In the context of permissioned blockchains, Fabric [6] and AHL [21] use sharding techniques to enhance scalability. In Fabric, channels are introduced to shard the system. A channel is a partitioned state of the full system that is autonomously managed by a (logically) separate set of nodes, but is still aware of the bigger system it belongs to [7]. While using channels, Fabric is able to process intra-shard transactions efficiently, processing any cross-shard transaction needs either the existence of a trusted channel among the participants or an atomic commit protocol [7]. In AHL [21], Dang et al. employ a trusted hardware (the technique that is presented in [17] [53] [52]) to decrease the number of required nodes within each committee, randomly assign nodes to the committees, and guarantee safety with a very high probability if each committee consists of 80 nodes (instead of ~ 600 nodes in OmniLedger). Nevertheless, running Byzantine fault-tolerant protocols with quadratic communication cost among 80 nodes results in high latency. In addition, in AHL [21], consensus on the order of cross-shard transactions not only requires an extra set of nodes (called a reference committee), but also results in a large number of communication phases since in each phase of the protocol, the reference committee needs to run a Byzantine fault-tolerant protocol among its members. Furthermore, since a single reference committee processes the cross-shard transactions, AHL is not able to process cross-shard transactions with non-overlapping committees in parallel.

In many systems, especially permissioned blockchains, the number of available nodes is much more than $3f+1$. In such systems, using all the nodes to establish consensus degrades performance since more messages are being exchanged without providing improved resiliency, e.g., in PBFT

[15], the number of message exchanges is quadratic in terms of the number of nodes. Different techniques have been presented to address this issue. In the active/passive replication technique, the protocol relies only on $3f+1$ active nodes to establish consensus whereas FaB [40] uses $5f+1$ replicas to establish consensus in two phases instead of three as in PBFT. Similar techniques are presented for crash failures to use $3f+1$ replicas instead of $2f+1$ [34] [12]. However, such techniques do not utilize the extra nodes efficiently when a very high percentage of nodes are non-faulty.

In our previous work [3], we presented a model for permissioned blockchains using sharding. In this paper, we extend the model of our previous work, introduce a consensus protocol to process transactions, and present a permissioned blockchain system, *SharPer*, which uses the sharding technique to enhance the scalability of the system. SharPer can be used specifically in networks with very high percentage of non-faulty nodes. SharPer partitions the nodes into *clusters* such that each cluster includes sufficient number of nodes to guarantee safety, i.e. $2f + 1$ crash-only nodes or $3f + 1$ Byzantine nodes.

In addition, SharPer assigns data shards to the clusters. Each cluster then, processes the transactions that access its corresponding shard. If a transaction accesses only a single shard, i.e., an *intra-shard transaction*, the corresponding cluster orders and executes the transaction locally. As a result, intra-shard transactions of different clusters are independent of each other, and can be processed in parallel. However, for a *cross-shard transaction*, agreement among *all* and *only* involved clusters is required. Nevertheless, if two cross-shard transactions have no overlapping clusters, they still can be processed simultaneously. Since the ordering of different transactions might be performed in parallel and the system includes cross-shard transactions, the blockchain ledger of SharPer is represented as a *directed acyclic graph* including all intra- and cross-shard transactions. Nonetheless, for the sake of performance, the blockchain ledger is *not maintained* by any node and each cluster maintains its own *view* of the ledger including its intra-shard transactions and the cross-shard transactions that the cluster is involved in. The main contributions of this paper are:

- SharPer, a permissioned blockchain system that supports the concurrent processing of transactions by partitioning the nodes into clusters and sharding the data and the blockchain ledger. SharPer supports both intra-shard and cross-shard transactions.
- A flattened consensus protocol for ordering cross-shard transactions among all and only the involved clusters. The protocol is able to order cross-shard transactions with non-overlapping clusters in parallel.

The rest of this paper is organized as follows. The SharPer model is introduced in Section 2. Section 3 shows how consensus works in SharPer. Section 4 presents a performance evaluation of SharPer. Section 5 discusses related work, and Section 6 concludes the paper.

2. THE SHARPER MODEL

SharPer is a permissioned blockchain system designed specifically for networks with a very large percentage of non-faulty nodes. SharPer partitions the nodes into clusters and

assigns a data shard to each cluster. Each node, in addition to a data shard, stores a view of the blockchain ledger.

In this section, we first present the SharPer infrastructure and show how shards are formed. Then, the blockchain ledger is introduced and finally, the transaction model is presented.

2.1 SharPer Infrastructure

SharPer consists of a set of nodes in an asynchronous distributed system. Nodes in SharPer are connected by point-to-point bi-directional communication channels. Network channels are pairwise authenticated, which guarantees that a malicious node cannot forge a message from a correct node, i.e., if node i receives a message m in the incoming link from node j , then node j must have sent message m to i .

Furthermore, in the presence of Byzantine nodes, messages contain public-key signatures and message digests [15]. A *message digest* is a numeric representation of the contents of a message produced by collision-resistant hash functions. Message digests are used to protect the integrity of a message and detect changes and alterations to any part of the message. We denote a message m signed by replica r as $\langle m \rangle_{\sigma_r}$ and the digest of a message m by $D(m)$. For signature verification, we assume that all nodes have access to the public keys of all other nodes.

Nodes in SharPer either follow the crash or Byzantine failure model. In the crash failure model, nodes operate at arbitrary speed, may fail by stopping, and may restart, however they may not collude, lie, or otherwise attempt to subvert the protocol. Whereas, in the Byzantine failure model, faulty nodes may exhibit arbitrary, potentially malicious, behavior. Cloud environments traditionally provide fault-tolerant services and can specify the maximum number of simultaneous failures, f , in the cloud based on historical data. Crash fault-tolerant protocols, e.g., Paxos [35], guarantee safety in an asynchronous network using $2f+1$ nodes to overcome the simultaneous crash failure of any f nodes while in Byzantine fault-tolerant protocols, e.g., PBFT [15], $3f+1$ nodes are usually needed to provide the safety property in the presence of f malicious nodes [11].

We assume that a strong adversary can coordinate malicious nodes and delay communication to compromise the replicated service. However, the adversary cannot subvert standard cryptographic assumptions about collision-resistant hashes, encryption, and signatures, e.g., the adversary cannot produce a valid signature of a non-faulty node.

2.2 Shard Formation

In permissionless blockchain systems that use the sharding technique, e.g., Elastico [39], nodes are assigned to clusters (committees) in a random manner. In such systems, to ensure safety with a very high probability ($1-2^{-20}$), each shard has to include hundreds of nodes. In the permissioned blockchain system AHL [21], safety is ensured with the same probability in shards of 80 nodes using trusted hardware, however as discussed earlier, 80 nodes might still be a large shard size for permissioned blockchain systems.

SharPer is a permissioned blockchain system where the number of nodes, N , is assumed to be much larger than $3f + 1$ (or $2f + 1$ if nodes follow the crash failure model). SharPer utilizes the extra nodes by partitioning the nodes into multiple clusters each large enough to tolerate f failures. Indeed, if the nodes follow the crash failure model,

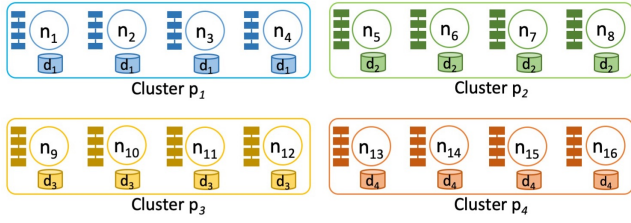


Figure 1: The infrastructure of SharPer with 16 Byzantine nodes where $f = 1$

each cluster includes $2f + 1$ nodes (the last cluster might include more nodes) and similarly, in the Byzantine failure model, each cluster includes $3f + 1$ nodes. Nodes are assigned to the clusters mainly based on their geographical distance, i.e., nodes that are close to each other are assigned to the same shard, to reduce the latency of communication within a cluster. We denote the set of clusters by $P = \{p_1, p_2, \dots\}$ where for the crash failure model of nodes, $|P| = \frac{N}{2f+1}$ and for the Byzantine failure model of nodes, $|P| = \frac{N}{3f+1}$.

Since there are $|P|$ clusters, the data is also sharded into $|P|$ shards, thus each cluster maintains a shard of the data. Within each cluster, the data is replicated over the nodes of that cluster. We denote shards by $d_1, \dots, d_{|P|}$ where each shard d_i is replicated over the nodes of cluster p_i .

An appropriate sharding usually needs to have prior knowledge of the data and how the data is accessed by different transactions (*workload-aware*). Workload-aware data sharding increases the probability of maintaining the records which are accessed by a single transaction in the same shard [20]. Nevertheless, there might still be a portion of transactions that accesses records from different shards. As a result, SharPer supports two types of transactions: *intra-shard* transactions that access the records within a shard and *cross-shard* transactions that accesses records from different shards.

Figure 1 illustrates the SharPer infrastructure for a blockchain system consisting of 16 nodes following Byzantine failure model where $f = 1$. As can be seen, the system consists of four clusters ($|P| = \frac{16}{4} = 4$) of size four ($3f + 1$). The data is sharded into four shards where each shard d_i is replicated on the nodes of cluster p_i . Nodes within each cluster, in addition to a data shard, store a view of the blockchain ledger.

2.3 Blockchain Ledger

Blockchain systems record transactions in the form of a hash chain in an append-only data structure, called the *blockchain ledger*. Originally, a blockchain ledger was proposed as an ordered list of blocks where each block includes a batch of transactions and the cryptographic hash of the prior block to support cryptocurrencies [42]. While in permissionless blockchain systems, batching the transactions into blocks amortizes the cost of cryptography, e.g., solving proof-of-work, and makes data transfers more efficient in a large geo-distributed setting, in permissioned blockchains, since proof-of-work is not required and nodes are physically close to each other, as shown in [26], batching transactions into blocks decreases performance. Thus, in SharPer, each

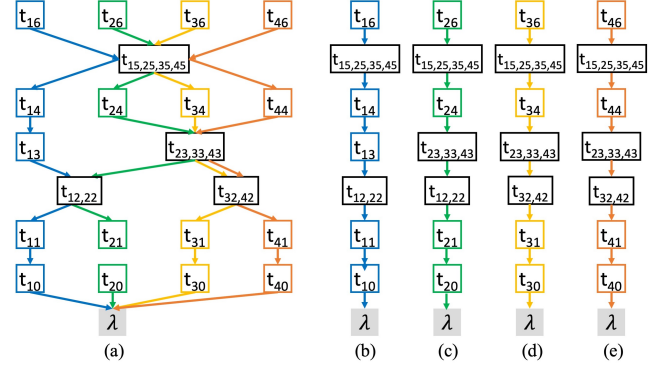


Figure 2: (a): A blockchain ledger consisting of four shards, (b), (c), (d), and (e): The views of the blockchain from the four different shards

block consists of a single transaction. To support both types of intra- and cross-shard transactions, similar to [2] [3], we generalize the notion of the blockchain ledger from a linear chain to a *directed acyclic graph (DAG)* where the *nodes* of the graph are transactions and *edges* enforce the order among transactions.

In SharPer, each data shard is replicated over all nodes of a cluster. As a result, to ensure data consistency, a total order among transactions (both intra- and cross-shard) that access the same data shard is needed. The total order of transactions in the blockchain ledger is captured by *chaining* the transactions (blocks) together, i.e. each transaction includes the cryptographic hash of the previous transaction. Since more than one cluster is involved in each cross-shard transaction, the ledger is formed as a directed acyclic graph. The ledger also includes a unique initialization transaction (block), called the *genesis* transaction.

Fig. 2(a) shows a blockchain ledger created in the SharPer model for the blockchain infrastructure presented in Fig. 1 consisting of four clusters p_1, p_2, p_3 , and p_4 (data shards d_1, d_2 , and d_3, d_4). In this figure, λ is the genesis block of the blockchain. Intra- and cross-shard transactions are also specified. For example, $t_{10}, t_{11}, t_{13}, t_{14}$, and t_{16} are the intra-shard transactions of cluster p_1 . Each cross-shard transaction is labeled with t_{o_1, \dots, o_k} where k is the number of involved clusters and o_i indicates the order of the transaction among the transactions of the i^{th} involved cluster. For example, $t_{12,22}, t_{32,42}, t_{23,33,43}$, and $t_{15,25,35,45}$ are the cross-shard transactions where $t_{12,22}$ accesses data shards d_1 and d_2 (clusters p_1 and p_2), $t_{32,42}$ accesses data shards d_3 and d_4 , $t_{23,33,43}$ accesses data shards d_2, d_3 , and d_4 , and $t_{15,25,35,45}$ accesses all four data shards. Note that each cross-shard transaction includes the cryptographic hash of the previous transaction of *every* involved cluster. This is needed to ensure that the cross-shard transaction is ordered correctly with regard to the transactions of all involved clusters.

As can be seen, there is a total order among the transactions (both intra- and cross-shard) that access a data shard, e.g., $t_{10}, t_{11}, t_{12,22}, t_{13}, t_{14}, t_{15,25,35,45}$, and t_{16} are chained together. In addition, intra-shard transactions of different clusters can be added to the blockchain ledger in parallel, e.g., t_{11}, t_{21}, t_{31} , and t_{41} can be ordered at the same time by different clusters. Similarly, if two cross-shard transactions access disjoint sets of shards, they can be added to the

ledger in parallel as well, e.g., $t_{12,22}$ and $t_{32,42}$.

In SharPer, the entire blockchain ledger is *not maintained* by any cluster and each cluster only maintains its own *view* of the blockchain ledger including the transactions that access the data shard of the cluster. The blockchain ledger is indeed the union of all these physical views.

Fig. 2(b)-(e) show the views of the blockchain ledger for clusters p_1 , p_2 , p_3 , and p_4 respectively. As can be seen, each cluster p_i maintains only the part of the ledger consisting of the intra-shard transactions of p_i and the cross-shard transactions that access data shard d_i . Those transactions are chained together.

2.4 Transaction Model

Two main transaction models are used in blockchain systems: UTXO (Unspent Transaction Output) and Account-based. In the UTXO model, which is adopted by Bitcoin [42] and many other cryptocurrencies, each transaction spends output from prior transactions and generates new outputs that can be spent by transactions in the future. For each transaction in the UTXO model, three conditions need to be satisfied: first, the sum of the inputs must be equal or greater than the sum of the outputs, second, every input must be valid and not yet spent, and third, every input requires a valid signature of its owner. UTXO provides a higher level of privacy by allowing users to use new addresses for each transaction.

The Account-based model, which is adopted by Ethereum [1], is similar to the record keeping in a bank. The bank tracks how much money each account has, and when users want to spend money, the bank makes sure that they have enough balance in their account before approving the transaction. The account-based model is more efficient since the system only needs to validate that the account has enough balance to pay for the transaction.

UTXO model is used by both OmniLedger [30] and RapidChain [54] to achieve atomicity of cross-shard transactions without using a distributed commit protocol. However, as shown in [21], RapidChain fails to achieve isolation and OmniLedger has blocking issues for cross-shard transactions. SharPer, similar to AHL [21], uses the account-based model and performs cross-chain transactions using a global consensus protocol to achieve correctness.

3. CONSENSUS IN SHARPER

In a permissioned blockchain system, nodes establish consensus on a unique order in which entries are appended to the blockchain ledger. To establish consensus among the nodes, asynchronous fault-tolerant protocols have been used. Fault-tolerant protocols use the State Machine Replication (SMR) algorithm [33] where nodes agree on an ordering of incoming requests. The SMR algorithm has to satisfy *safety* and *liveness* properties. Safety means all correct nodes receive the same requests in the same order whereas liveness means all correct client requests are eventually ordered. As shown by Fischer et al. [24], in an asynchronous system, where nodes can fail, consensus has no solution that is both safe and live. Based on that impossibility result, similar to most fault-tolerant protocols, in SharPer, safety is satisfied in an asynchronous network that can drop, delay, corrupt, duplicate, or reorder messages. However, a synchrony assumption is considered to satisfy liveness.

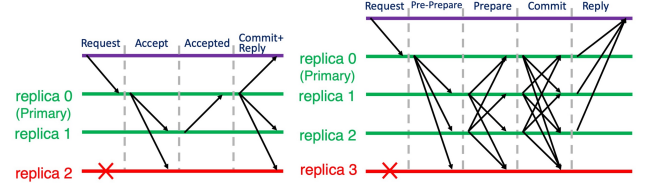


Figure 3: Normal case operation in (a) Paxos [35] and (b) PBFT [15]

In SharPer we need two types of intra-shard and cross-shard consensus protocols. For intra-shard consensus only nodes of the corresponding cluster participate to establish consensus on the order of transactions. Whereas, in cross-shard consensus nodes of all involved clusters should participate. In the rest of this section, we show how consensus is established in SharPer for intra-shard and cross-shard transactions.

3.1 Intra-Shard Consensus

Nodes in SharPer follow either the crash or Byzantine failure model. To establish consensus on the order of intra-shard transactions, therefore, a crash or Byzantine fault-tolerant protocol is needed. In this section, we briefly introduce two well-known crash and Byzantine fault-tolerant protocols Paxos [35] and PBFT [15]. Note that the intra-shard consensus protocol in SharPer is pluggable and depending on the failure model of nodes, any other crash or Byzantine fault-tolerant protocol can be used.

Crash fault-tolerant protocol Paxos guarantees safety in an asynchronous network using $2f+1$ nodes to overcome the simultaneous crash failure of any f nodes. In Paxos, as can be seen in Figure 3(a), clients send signed requests to the *primary* (a pre-elected node that initiates consensus) and the primary multicasts an *accept* message including the intra-shard transaction to every node within the cluster. The primary also includes the cryptographic hash of the previous transaction (intra- or cross-shard) that is ordered by the cluster (which plays the role of a sequence number) in the message to provide a total order among blocks (transactions). Indeed, the primary adds $H(t)$ to the message where $H(\cdot)$ denotes the cryptographic hash function and t is the previous block that is ordered by the cluster.

Upon receiving a valid *accept* message from the primary, a node sends an *accepted* message to the primary. The primary waits for f *accepted* messages from different nodes (plus itself becomes $f+1$), multicasts a *commit* message to every node within the cluster, executes the transaction and appends the transaction block to the blockchain ledger, and sends a *reply* to the client. Upon receiving a *commit* message from the primary, each node also executes the transaction and appends the transaction block to the blockchain ledger. The client also waits for a valid *reply* from the primary to accept the result.

PBFT, on the other hand, requires $3f+1$ nodes to guarantee safety in the presence of at most f *malicious* nodes. PBFT consists of *agreement* and *view change* routines where the agreement routine orders requests for execution by the replicas, and the view change routine coordinates the election of a new primary when the current primary is faulty. The replicas move through a succession of configurations called *views* [22] [23] where in each view, one replica, which

Algorithm 1 Cross-shard Consensus with Crash-only Nodes

```

1: init();
2:  $r := \text{node\_id}$ 
3:  $p_i :=$  the shard that initiates the consensus
4:  $\pi :=$  the primary node of  $p_i$ 
5:  $P :=$  set of involved clusters

6: upon receiving transaction  $m$  and  $(r == \pi)$ 
7:   if  $m$  is valid then
8:     broadcast  $\langle \text{PROPOSE}, h_i, d, m \rangle$  to  $P$ 

9: upon receiving  $\langle \text{PROPOSE}, h_i, d, m \rangle$  from primary  $\pi$ 
10:  if the message is valid then
11:    send  $\langle \text{ACCEPT}, h_i, h_j, d, r \rangle$  to primary  $\pi$ 

12: upon receiving valid matching  $\langle \text{ACCEPT}, h_i, h_j, d, r \rangle$  from  $f+1$ 
    nodes of every cluster  $p_j$  in  $P$  and  $(r == \pi)$ 
13:  broadcast  $\langle \text{COMMIT}, h_i, h_j, h_k, \dots, d, r \rangle$  to  $P$ 
14:  execute and append the transaction to the ledger

15: upon receiving  $\langle \text{COMMIT}, h_i, h_j, h_k, \dots, d, r \rangle$  from primary  $\pi$ 
16:  execute and append the transaction to the ledger

```

initiates the protocol, is *the primary* and the others are *backups*.

As can be seen in Figure 3(b), to establish consensus on intra-shard transactions during a normal case execution of PBFT, a client c requests an intra-shard transaction by sending a signed request message to the primary. When the primary receives a request from an authorized client, it first validates the signature, and then initiates the consensus algorithm by multicasting a *pre-prepare* message including the requested transaction and the cryptographic hash of the previous transaction block (intra- or cross-shard) that is ordered by the cluster to all nodes within the cluster.

Once a node receives a valid *pre-prepare* message from the primary, it multicasts a *prepare* message to every node within the cluster. Each node then waits for $2f$ valid *prepare* messages from different nodes (including itself) that match the *pre-prepare* message and then multicasts a *commit* message to all the nodes within the cluster. Once a node receives $2f$ valid *commit* messages from different nodes that match its own *commit* message, it executes the transaction, appends the transaction block to the ledger, and sends a reply to the client. Finally, the client waits for $f+1$ valid matching responses from different replicas to make sure at least one correct replica executed its request.

3.2 Cross-Shard Consensus with Crash-Only Nodes

Cross-shard transactions access records from different data shards which are maintained by different clusters. To ensure data consistency, cross-shard transactions have to be appended to the blockchains of all involved clusters in the same order. As a result, consensus among all involved clusters on the order of cross-shard transactions is needed. Achieving consensus on the order of a cross-shard transaction needs the participation of the nodes of all involved clusters. As discussed before, depending on the failure model of nodes, each cluster includes either $2f+1$ crash-only or $3f+1$ Byzantine nodes. In this section, we show how SharPer processes cross-shard transactions in a network consisting of crash-only nodes, i.e., each cluster includes $2f+1$ nodes.

A client sends its request (cross-shard transaction) to the (pre-elected) primary node of a cluster (any cluster that stores data records accessed by the cross-shard transaction).

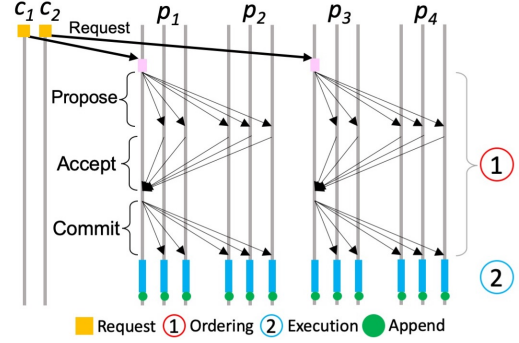


Figure 4: Two concurrent cross-shard transaction flows for crash-only nodes in SharPer where two disjoint clusters are involved in each transaction

Note that once a primary node of a cluster is elected, it initiates intra-shard transactions of the cluster as well as cross-shard transactions that are sent to the cluster. Upon receiving a valid request from a client, primary node π initiates the protocol among the involved clusters by multicasting a *propose* message including the transaction to *all* nodes of all involved clusters, i.e., all clusters that store data records of the cross-shard transaction. Once a node receives a valid *propose* message, it sends an *accept* message to the primary. The primary waits for $f+1$ matching *accept* messages from different nodes of *each* involved cluster to ensure that the majority of each cluster agreed with the order of the transaction, recall that each cluster has $2f+1$ nodes. The primary then, multicasts a *commit* message to all nodes of the involved clusters, executes the transaction, appends it to its ledger, and sends a *reply* to the client. Upon receiving a *commit* message from the primary, each node also executes the transaction and appends it to its ledger.

Algorithm 1 presents the normal case operation for SharPer to execute a cross-shard transaction in the presence of crash-only nodes. Although not explicitly mentioned, every sent and received message is logged by the nodes. As indicated in lines 1-5 of the algorithm, node π is the primary node of the cluster p_i that initiates the transaction and P is the set of clusters that are involved in the transaction, e.g., $\{p_i, p_j, p_k\}$.

As shown in lines 6-8, upon receiving a valid signed cross-shard transaction $\langle \text{REQUEST}, tx, \tau_c, c \rangle_{\sigma_c}$ from an authorized client c (with timestamp τ_c) to execute transaction tx , the primary node π of the initiator cluster p_i multicasts a *propose* message $\langle \text{PROPOSE}, h_i, d, m \rangle$ to the nodes of every involved cluster where $d = D(m)$ is the digest of m and h_i is the hash of the previous transaction (either intra-shard or cross-shard) block that the cluster p_i has been involved in. Hash h_i is used to ensure that the new block is ordered correctly with respect to the blocks that the cluster has been involved in. Since all nodes in the system are crash-only nodes, there is no need to sign messages.

Upon receiving a *propose* message, as indicated in lines 9-11, each node r of an involved cluster p_j validates the message. If the node belongs to the initiator cluster ($i = j$), it also checks hash h_i to ensure that the new block is in a correct order. Once the message is validated, each node r of an involved cluster p_j sends an *accept* message $\langle \text{ACCEPT}, h_i, h_j, d, r \rangle$ to the primary node π where h_j is the

hash of the previous transaction block that the cluster p_j has been involved in.

As presented in lines 12-14, primary π waits for valid matching **accept** messages from $f + 1$ nodes of *every* involved cluster with h_i , and d that are matched to the **propose** message which is sent by the primary. Then, since the previous transaction blocks of different clusters might be different, the primary collects all hashes (e.g., h_i, h_j, h_k, \dots) from the **accept** messages of all involved clusters (e.g., p_i, p_j, p_k, \dots) and multicasts a **commit** message $\langle \text{COMMIT}, h_i, h_j, h_k, \dots, d, r \rangle$ including all hashes to the nodes of all involved clusters.

Finally, once a node receives a valid **commit** message from the primary, as shown in lines 15 and 16, the node executes the transaction and appends the transaction to the ledger.

Figure 4 shows the normal case operation for SharPer to execute two concurrent cross-shard transactions in the presence of crash-only nodes where each transaction accesses two disjoint shards. The network consists of four clusters where each cluster includes three nodes ($f = 1$).

Safety and Liveness. In the cross-shard consensus protocol, since at least $f + 1$ nodes of each involved cluster must agree on the order of a transaction by sending **accept** messages and at most f nodes might crash within a cluster, safety is ensured as in Paxos [35].

In addition, once the primary of a cluster initiates a cross-shard transaction and multicasts it to the involved clusters, the primary stops initiating or being involved in any other intra- or cross-shard transactions and waits for agreement on the order of the initiated transaction to ensure a total order among transactions that the cluster is involved in. Similarly, if a node receives a valid **propose** message and multicasts the corresponding **accept** message for a transaction, it does not process any other transactions for a pre-determined time before receiving **commit** messages and appending the transaction to the ledger (or when the timer expires).

The safety condition of the protocol ensures that if two or more concurrent *conflicting* transactions, i.e., transactions that overlap in at least one cluster, are initiated, at most one of them collects the required number of messages ($f + 1$) from the overlapping clusters. As an example, consider a network with four clusters p_1 to p_4 and two incoming cross-shard transactions t_1 and t_2 where t_1 accesses p_1, p_2 , and p_3 and t_2 accesses p_2, p_3 , and p_4 . To ensure safety, t_1 and t_2 must be appended to the blockchain of p_2 and p_3 (the overlapping clusters) in the same order. Recall that to commit a transaction, the primary node needs to receive **accept** messages from at least $f + 1$ nodes (majority) of *all* involved clusters. In addition, as mentioned before, once a node sends an **accept** message for a transaction, it does not process any other transactions. As a result, the order of cross-shard messages in the overlapping clusters is the same.

However, it is possible that none of the concurrent transactions collects enough votes, e.g., overlapping clusters receive **propose** messages in different order, thus the (primary node of) initiator clusters try to resend their own transactions. In such a situation and to ensure liveness, SharPer assigns a timer to each transaction to prevent concurrent re-initiation of the transactions.

For a system with a high percentage of cross-shard transactions, since the primary nodes of different clusters can initiate cross-shard transactions that are sent to them by clients, many conflicting transactions might occur in the system. To reduce the number of conflicts between concurrent

cross-shard transactions, SharPer specifies a *super primary* node for any set P of clusters. The super primary is the primary of one of the clusters in P . The super primary is responsible for initiating all the cross-transactions that access all clusters in P . In particular, any transaction that accesses every cluster in $P = \{p_i, p_j, p_k, \dots\}$ is initiated by cluster i where $i = \min(i, j, k, \dots)$. As an example, consider a system with three clusters p_1, p_2 , and p_3 . Intra-shard transactions of each cluster are initiated by the primary node of the cluster. However, using a super primary, cross-shard transactions that access two clusters p_1 and p_2 , two clusters p_1 and p_3 , or all three clusters p_1, p_2 , and p_3 are initiated by the same primary node of p_1 (since $1 = \min(1, 2, 3)$) and cross-shard transactions that access two clusters p_2 and p_3 are initiated by the primary node of p_2 (since $2 = \min(2, 3)$). Such an assumption helps to reduce the conflicts between cross-shard transactions and reduces the latency of the system. Note that different systems can specify the super primary in different ways depending on the workload and geographical distance of different clusters.

SharPer ensures liveness by allowing the system to make progress when the primary fails. It prevents replicas from waiting indefinitely for requests to execute. If the primary fails, the view change routine is triggered by timeouts and require enough non-faulty replicas to exchange view change messages. Indeed, when a replica receives a valid **propose** message from the primary, it starts a timer that expires after some defined time τ . When the backup receives a valid **commit** message, the timer is stopped, but if at that point the backup is waiting for a **commit** message for some other request, it restarts the timer. If the timer expires, the backup suspects that the primary is faulty and starts a view change. In such a situation, replicas detect the failure and elect a new primary. The new primary then handles the uncommitted requests, and takes care of the new client requests.

3.3 Cross-shard Consensus with Byzantine Nodes

In the presence of malicious nodes, a byzantine fault-tolerant protocol is needed to order cross-shard transactions where for each cross-shard transaction, similar to the previous case, agreement from all involved clusters is needed. Indeed, the basic higher level protocol is the same as in the previous case, i.e., the protocol includes three phases of **propose**, **accept**, and **commit**, however, there are two main differences. First, the quorum size of each cluster in the case of crash failure is $f + 1$, while in the case of malicious, quorums are $2f + 1$. Second, in the case of crash failure, **accept** and **commit** messages are centralized, i.e., every node of all involved clusters sends **accept** messages to the primary and the primary sends **commit** messages to every node of all involved clusters. Whereas in cross-shard Consensus with Byzantine nodes, all nodes of every involved cluster multicast **accept** and **commit** messages to each other.

In the presence of malicious nodes, and upon receiving a valid request (cross-shard transaction) from a client, similar to the previous case, primary node π initiates the protocol among the involved clusters by multicasting a **propose** message including the transaction to *all* nodes of all involved clusters. Once a node receives a valid **propose** message, it multicasts an **accept** message to all nodes of every involved clusters. Each node then waits for $2f + 1$ matching valid **accept** messages from different nodes of *each* involved cluster

Algorithm 2 Cross-shard Consensus for Byzantine Nodes

```

1: init():
2:    $r := \text{node\_id}$ 
3:    $p_i :=$  the shard that initiates the consensus
4:    $\pi :=$  the primary node of  $p_i$ 
5:    $P :=$  set of involved clusters

6: upon receiving transaction  $m$  and  $(r == \pi)$ 
7:   if  $m$  is valid then
8:     multicast  $\langle \langle \text{PROPOSE}, h_i, d \rangle_{\sigma_\pi}, m \rangle$  to  $P$ 

9: upon receiving  $\langle \langle \text{PROPOSE}, h_i, d \rangle_{\sigma_\pi}, m \rangle$  from primary  $\pi$ 
10:  if the message is valid then
11:    multicast  $\langle \text{ACCEPT}, h_i, h_j, d, r \rangle_{\sigma_r}$  to  $P$ 

12: upon receiving matching  $\langle \text{ACCEPT}, h_i, h_j, d, r \rangle_{\sigma_r}$  from  $2f+1$  nodes
    of every cluster  $p_j$  in  $P$ 
13:  if the message is valid then
14:    multicast  $\langle \text{COMMIT}, h_i, h_j, h_k, \dots, d, r \rangle_{\sigma_r}$  to  $P$ 

15: upon receiving matching  $\langle \text{COMMIT}, h_i, h_j, h_k, \dots, d, r \rangle_{\sigma_r}$  from
     $2f+1$  node of every cluster in  $P$ 
16:  execute and append the transaction to the ledger

```

before multicasting a commit message to all nodes of the involved clusters. Upon receiving $2f+1$ matching valid commit message from different nodes of *each* involved cluster, each node executes the transaction and appends it to the ledger.

The normal case operation for SharPer to execute a cross-shard transaction in the presence of Byzantine nodes is presented in Algorithm 2. Similar to Algorithm 1 and as shown in lines 1-5 of the algorithm, Node π is the primary node of the initiator cluster p_i (the node that receives requests from clients) and P is the set of clusters that are involved in the transaction.

Once the primary node π receives a valid signed request from an authorized client to execute a cross-shard transaction, as presented in lines 6-8, the primary multicasts a signed **propose** message including the request, its digest, and the hash of the previous transaction that the cluster p_i has been involved in to the nodes of every involved cluster. As before, hash h_i is used to ensure that the new transaction block is ordered correctly with respect to the blocks that the cluster has been involved in. Note that since the network might include malicious nodes, the primary needs to sign its message.

Once a node r of an involved cluster p_j receives a **propose** message, as indicated in lines 9-11, it validates the signature and message digest (if the node belongs to the initiator cluster ($i = j$), it also checks hash h_i) and multicasts a signed **accept** message including the hash of the previous transaction that the cluster p_j has been involved in to *every* node of *all* involved clusters.

As presented in lines 12-14, each node waits for valid matching **accept** messages from $2f+1$ nodes of *every* involved cluster with h_i , and d that are matched to the **accept** message which is sent by the node. Here, since nodes might behave maliciously, each cluster includes $3f+1$ nodes and we need $2f+1$ matching messages from *all* involved clusters for each step of the protocol. Once a node r receives sufficient number of valid messages from all involved cluster, since the previous transaction blocks of different clusters might be different, node r collects hashes (e.g., h_i, h_j, h_k, \dots) from the **accept** messages of all involved clusters (e.g., p_i, p_j, p_k, \dots). Node r then multicasts a signed commit message $\langle \text{COMMIT}, h_i, h_j, h_k, \dots, d, r \rangle_{\sigma_r}$ to every node of the involved clusters. The **propose** and **accept** phases of the algorithm

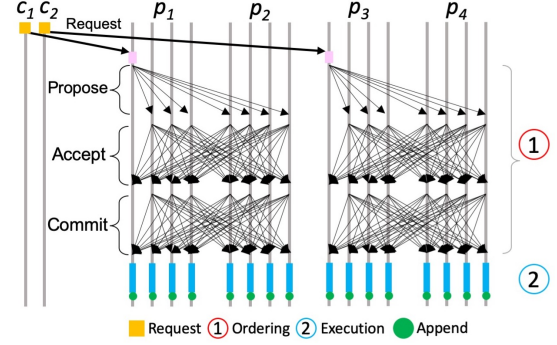


Figure 5: Two concurrent cross-shard transaction flows for Byzantine nodes in SharPer where two disjoint clusters are involved in each transaction

basically guarantee that non-faulty nodes agree on a total order for the transactions.

Finally, as shown in lines 15 and 16, once a node receives valid matching commit messages from $2f+1$ nodes of *every* involved clusters that match its commit message, the node considers the transaction as committed, thus, executes the transaction and appends the transaction to the ledger.

Figure 5 shows the processing of two concurrent cross-shard transactions in the presence of Byzantine nodes where each transaction accesses two disjoint shards. The network consists of four clusters where each cluster includes four nodes ($f = 1$).

Safety and Liveness. To establish consensus on the order of cross-shard transactions, agreement from at least $2f+1$ nodes of each involved cluster is needed. since at most f nodes within a cluster might be malicious, safety is ensured as in PBFT [15]. In addition, once the primary initiates a cross-shard transaction and multicasts it to the involved clusters, the primary stops initiating or being involved in any other intra- or cross-shard transactions and waits for agreement on the order of the initiated transaction. Similar to the previous case, it can simply be shown that the order of transactions on overlapping clusters will be the same.

To ensure liveness, similar to the previous consensus protocol, SharPer assigns timers to delay concurrent transactions and also as an optimization uses a super primary for systems with a high percentage of cross-shard transactions.

In addition, and to provide liveness when the primary fails, similar to the previous case, SharPer includes a view change routine. A faulty (probably malicious) primary might stop sending messages to all or a subset of nodes or even send conflicting messages to the nodes. In such a situations, the quorums of recipients are not constructed and the view change routine is triggered by timeouts. The view change routine is performed similar to PBFT [15] and the new primary handles the uncommitted requests, and takes care of the new client requests.

3.4 An Optimization for Clustered Networks

We now illustrate how prior knowledge of where the faulty nodes are placed could help in increasing the number of clusters, and hence parallelism and overall performance.

In SharPer and in the presence of crash-only nodes, we assume that the number of nodes is much more than $2f+1$

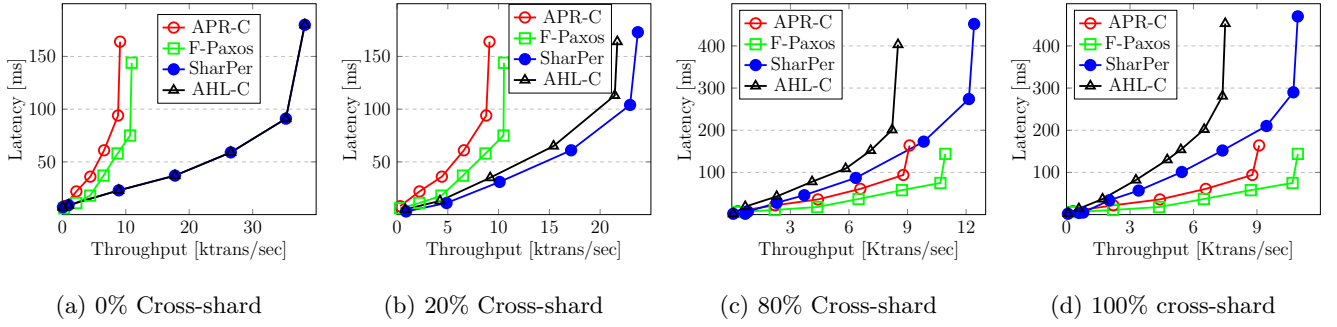


Figure 6: Throughput/Latency Measurement by Increasing the percentage of Cross-shard Transactions with Crash-Only Nodes

and therefore, partition the network into clusters of $2f + 1$ nodes. This is needed because we are not aware of *where* the f faulty nodes are placed. As a result, since they all might be in the same cluster, to guarantee safety each cluster includes $2f + 1$ nodes. Similarly, and in the presence of Byzantine nodes, each cluster consists of $3f + 1$ nodes. However, if we have some prior knowledge of where the faulty nodes are placed, we might be able to increase the number of clusters. In particular, nodes might be (geographically) partitioned into several groups (e.g., clouds) where f is known for each individual group of nodes. Hence, clustering can be performed within each group instead of the entire network. Indeed, different cloud environments might have different failure properties, e.g., while renting nodes from a particular cloud might be expensive, the maximum number of possible concurrent failures, f , in that cloud could be smaller than a cloud with cheaper nodes. As an example, consider a network of Byzantine nodes with $n = 23$ and $f = 3$ where nodes are partitioned into two groups of A and B (placed in two different cloud environments) such that $n_A = 7$, $n_B = 16$, $f_A = 2$, and $f_B = 1$. Without being aware of A and B , since there are totally 23 nodes and $f = 3$, the number of clusters is $|P| = \frac{n}{3f+1} = \frac{23}{10} = 2$. However, knowing f_A and f_B , we can cluster A and B separately and as a result, $|P_A| = \frac{n_A}{3f_A+1} = \frac{7}{7} = 1$ and $|P_B| = \frac{n_B}{3f_B+1} = \frac{16}{4} = 4$. Thus, the network is partitioned into five clusters (three more clusters in comparison to the previous case). This is useful especially in cloud environments where nodes are placed in different clouds with different properties (e.g., different f). Note that the same technique can be applied when the nodes are crash-only.

Furthermore, SharPer can be extended to support hybrid cloud environments where clusters (clouds) have different failure models, e.g., private clouds with crash-only nodes and public cloud with malicious nodes. In such a setting, different clusters, depending on the failure model of their nodes, might use different consensus protocols, i.e., crash or Byzantine fault-tolerant protocols, and a hybrid fault-tolerant protocol like SeeMoRe [5] can be used to order cross-shard transactions.

4. EXPERIMENTAL EVALUATIONS

In this section, we conduct several experiments to evaluate SharPer. We have implemented a simple blockchain-based accounting application where the data records are client accounts (every client might have several accounts). Each account can be seen as a pair of (*amount*, *PK*) where *PK* is

the public key of the owner of the account. Clients of the application can initiate transactions to transfer assets from one or more of their accounts to other accounts (accounts might be in the same shard or different shards). For example, a simple transaction T requested by client c might "transfer x units from account 1001 to account 1002". The transaction is valid if c is the owner of account 1001 and the account balance is at least x . A transaction might read and write several records.

The experiments were conducted on the Amazon EC2 platform. Each VM is Compute Optimized c4.2xlarge instance with 8 vCPUs and 15GB RAM, Intel Xeon E5-2666 v3 processor clocked at 3.50 GHz.

When reporting throughput measurements, we use an increasing number of clients running on a single VM, until the end-to-end throughput is saturated, and state the throughput (x axis) and latency (y axis) just below saturation. Throughput and latency numbers are reported as the average measured during the steady state of an experiment.

4.1 Measuring the Impact of Cross-Shard Transactions on Networks with Crash-Only Nodes

In the first set of experiments, we measure the performance of SharPer for workloads with different percentages of cross-shard transactions where nodes are crash-only. In the SharPer implementation, intra-shard transactions are processed using Paxos and cross-shard transactions follow Algorithm 1. The super primary technique is also used to process cross-shard transactions. We compare SharPer with the two main approaches for exploiting the availability of extra resources: the active/passive replication technique [27] and Fast Paxos [34]. We implemented two permissioned blockchain systems called *APR-C* and *FPaxos* where their consensus protocols follow the active/passive replication and Fast Paxos designs respectively. In addition to SharPer and these two systems, we also implemented a modified version of the state of the art sharded permissioned blockchain system AHL [21]. AHL has two novel aspects: first, its intra-shard consensus protocol that uses trusted hardware to restrict the malicious behavior of nodes, and second, its cross-shard consensus protocol where a reference committee uses 2PC to order the transactions. Since the emphasis of the experiments is on cross-shard transactions, we implemented a modified version of AHL, called AHL-C where the intra-shard transactions are processed similar to SharPer, however, the cross-shard transactions are performed similar to AHL [21]. In this set of experiments, since the nodes are

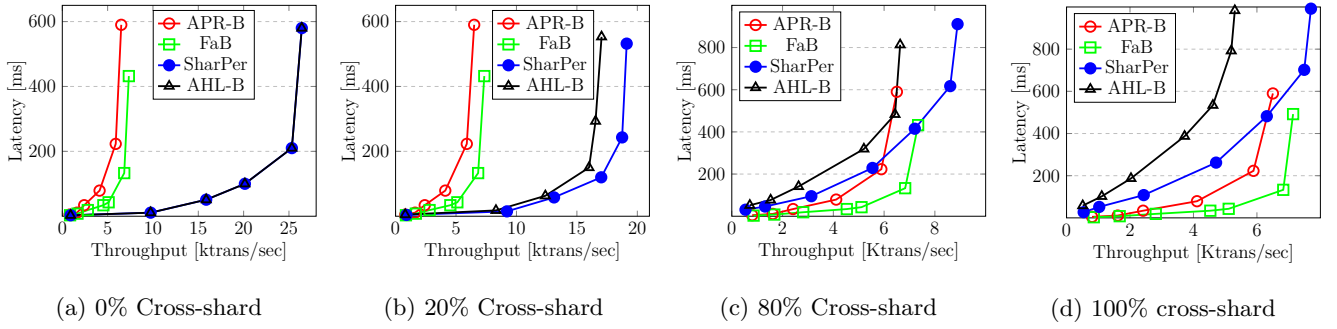


Figure 7: Throughput/Latency Measurement by Increasing the percentage of Cross-shard Transactions with Byzantine Nodes

crash-only, the reference committee uses Paxos [35] to establish consensus among its members. Note that, since intra-shard consensus is pluggable, the trusted hardware technique can be employed in SharPer as well.

We consider a network with 12 nodes. In SharPer and AHL-C, the nodes are divided into four clusters where each cluster includes three nodes and uses Paxos with $f = 1$ to establish consensus on the order of its transactions. In AHL-C, a reference committee of three crash-only nodes is also considered to establish consensus on the order of cross-shard transactions. The data is also equally sharded into four shards. In the APR-C blockchain system, 3 nodes are used as the active replicas and the execution results are sent to the remaining 9 nodes. FPaxos uses 4 nodes ($3f + 1$) to establish consensus and the results are sent to the remaining 8 nodes.

We consider four different workloads with (1) no cross-shard transactions, (2) 20% cross-shard transactions, (3) 80% cross-shard transactions, and (4) 100% cross-shard transactions. We also assume that two (randomly chosen) shards are involved in each cross-shard transaction. Note that since APR-C and FPaxos do not use sharding, the percentage of cross-shard transactions does not affect their performance. The load is also equally distributed among all the nodes.

As can be seen in Figure 6(a), when there are no cross-shard transactions, SharPer is able to process more than 35000 transactions with 90 ms latency. Note that in this setting, since there are no cross-shard transactions, each cluster orders and executes its transactions independently, thus the throughput of the entire system will increase linearly with the increasing number of clusters. Since for intra-shard transactions, AHL-C uses the same technique as SharPer, its results are similar to SharPer. APR-C and FPaxos are also able to process 8800 and 10700 transactions with 95 ms and 75 ms latency respectively. Note that since FPaxos establishes consensus in less number of phases, it has better performance than APR-C. However, they both have much lower throughput in comparison to SharPer (25% and 33% of SharPer at 60 ms latency). The results mainly demonstrate the effectiveness of employing the sharding technique in blockchain.

By increasing the percentage of cross-shard transactions to 20% (Figure 6(b)), the throughput is reduced due to the overhead of cross-shard transactions. In this setting, SharPer is still able to process 23000 transaction with 100 ms latency whereas AHL-C processes 21000 transactions at the same latency. This is expected because first, SharPer, in

contrast to AHL-C, is able to process non-overlapping cross-shard transactions in parallel, and second, the cross-shard protocol of SharPer involves less number of communication phases. As mentioned before, since the sharding technique is not utilized by APR-C and FPaxos, the percentage of cross-shard transactions does not affect their performance.

Similarly, increasing the percentage of cross-shard transactions to 80% (Figure 6(c)) and finally, 100% (Figure 6(d)) reduces the peak throughput of SharPer to 12300 and 10500, respectively. Note that by increasing the percentage of cross-shard transactions, SharPer still shows much better performance compare to AHL-C (44% better in their peak throughput with 100% cross-shard transactions) because SharPer is still able to process non-overlapping cross-transactions in parallel and also needs less number of communication phases. In these two scenarios, since APR-C and FPaxos order the transactions using only three ($2f + 1$) and four ($3f + 1$) nodes, their latency is lower than SharPer. Specially FPaxos processes transactions with significantly lower latency due to its fast consensus routine. However, since a large percentage of transactions is cross-shard, SharPer needs the participation of all involved clusters to order transactions.

4.2 Measuring the Impact of Cross-Shard Transactions on Networks with Byzantine Nodes

In the second set of experiments, we repeat the previous scenarios on networks with Byzantine nodes. Similar to the previous section, we implement four permissioned blockchain systems: (1) SharPer where its intra-shard transactions are processed using PBFT and its cross-shard transactions follow Algorithm 2, (2) APR-B where its consensus protocol follows the active/passive replication technique on Byzantine nodes [27]), (3) FaB where its consensus protocol follows Fast Byzantine Consensus protocol [40] and uses $5f + 1$ nodes (instead of $3f + 1$) to establish consensus in two phases (instead of three as in PBFT), and (4) AHL-B where its intra-shard transactions are processed using PBFT (similar to SharPer) and its cross-shard transactions follow AHL [21].

We consider a network with 16 nodes. In SharPer and AHL-B, the nodes are partitioned into 4 clusters where each cluster consists of four nodes and uses PBFT protocol with $f = 1$ to establish consensus on its transactions. In addition to these 16 nodes, in AHL-B, a reference committee of four Byzantine nodes is also considered to establish consensus on the order of cross-shard transactions. In the APR-B block-

chain system, 4 nodes are used as the active replicas and the execution results are sent to the remaining 12 nodes, and finally, FaB uses 6 nodes ($5f + 1$) to establish consensus and the results are sent to the remaining 10 nodes. Similar to the previous case, since APR-B and FaB do not use sharding, the percentage of cross-shard transactions does not affect their performance.

As shown in Figure 7(a), with no cross-shard transactions, SharPer is able to process more than 25000 transactions with 200 ms latency. As before, since for intra-shard transactions, AHL-B uses the same technique as SharPer, the results of SharPer and AHL-B are the same. APR-B and FaB also process 5900 and 6800 transactions (23% and 27% of SharPer) with 220 ms and 130 ms latency respectively. Note that since transactions are processed in two phases (instead of three), FaB has lower latency in comparison to APR-B.

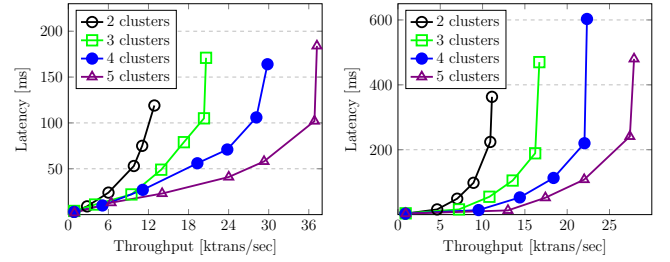
Increasing the percentage of cross-shard transactions to 20%, reduces the peak throughput of SharPer to 18700 (with 240 ms latency). In this scenario and in comparison to AHL-B, SharPer is able to process 15% more transactions (at their respective peak throughput) because first, SharPer is able to process cross-shard transactions with non-overlapping clusters in parallel, and second, SharPer establishes consensus on the order of cross-shard transactions in less number of phases. As mentioned before, since the sharding technique is not utilized by APR-B and FaB, the percentage of cross-shard transactions does not affect their performance. Note that with 20% cross-shard transactions, the peak throughput of SharPer is 320% and 270% of the peak throughput of APR-B and FaB respectively.

With 80% cross-shard transactions, the peak throughput of SharPer reduces to 8600 transactions which is still 34% higher than the peak throughput of AHL-B (6400). As explained before, SharPer processes more transactions because non-overlapping cross-shard transactions can be performed in parallel whereas in AHL-B, since a single reference committee processes all cross-shard transactions, cross-shard transactions are ordered sequentially. Finally, when all transactions are cross-shard, SharPer is able to process 7500 transactions with 700 ms latency whereas AHL-B processes 5000 transactions (67% of SharPer) with the same latency. In the last two scenarios (80% and 100% cross-shard transactions), similar to the previous case, since APR-B and FaB rely on only four ($3f + 1$) and six ($5f + 1$) nodes to order the transactions, their latency is lower than SharPer. However, in SharPer, simultaneous processing of non-overlapping transactions results in improved throughput.

4.3 Performance with Different Number of Nodes (Clusters)

In the last set of experiments, we measure the performance of SharPer in networks with different number of clusters. We consider networks with either crash-only or Byzantine nodes and measure the performance of SharPer with 2, 3, 4 and 5 clusters. Each partition consists of three (four) nodes in the networks with crash-only (Byzantine) nodes. The workloads also include 90% intra- and 10% cross-shard transactions (the typical settings in partitioned database systems [51] [50]).

As can be seen in Figure 8(a), when nodes follow the crash failure model, by increasing the number of nodes (clusters) the throughput of the system increases almost linearly. This



(a) Crash-Only Nodes

(b) Byzantine Nodes

Figure 8: Performance of SharPer with Different Number of Clusters

is expected because 90% of transactions are intra-shard transactions and, as shown earlier, for intra-shard transactions, the throughput of the entire system will increase linearly with the increasing number of clusters. In addition, since cross-shard transactions access two clusters, by increasing the number of clusters, the chance of parallel processing of such transactions will be increased. As shown in Figure 8(a), in the settings with five clusters, SharPer is able to process 37000 transactions with 100 ms latency.

Similarly, when nodes follow the Byzantine failure model, increasing the number of clusters enhances the overall throughput of SharPer, as shown in Figure 8(b). In this scenario, SharPer can process more than 27000 transactions with 240 ms latency on a network with five clusters. This set of experiments demonstrates the scalability of SharPer as the number of clusters increases.

4.4 Discussion

Overall, the evaluation results can be summarized as follows. First, in typical settings where workloads include low percentage (less than 20%) of cross-shard transactions, SharPer demonstrates better performance with both crash-only and Byzantine nodes in comparison to other approaches. The performance of SharPer is better than AHL [21] because of the cross-shard consensus routine of SharPer that, in contrast to AHL, can order cross-shard transactions with non-overlapping clusters in parallel. The performance of SharPer is much (three to four times) better than both FPaxos (FaB) and active/passive replication (APR-C and APR-B) since SharPer uses the sharding technique and is able to process intra-shard transactions of different clusters in parallel whereas in both FPaxos (FaB) and active/passive replication, transactions are processed sequentially. Furthermore, and as shown in Figure 8, the performance of SharPer enhances semi-linearly with the increasing number of clusters, which clearly demonstrates the scalability of SharPer.

Second, in settings with high percentage of cross-shard transactions, using sharding techniques has no significant advantage. As a result, in the presence of extra nodes, using FPaxos (FaB) and active-passive replication (APR-C and APR-B) results in better performance (specially less latency). Note that as mentioned before, the typical settings in partitioned database systems includes only 10% cross-shard transactions [51] [50].

5. RELATED WORK

State machine replication (SMR) is a technique for implementing a fault-tolerant service by replicating servers [33]. Paxos [35] generalizes SMR to support crash failures and

guarantees safety in an asynchronous network using $2f+1$ nodes despite the simultaneous crash failure of any f nodes. If the number of available nodes is more than $2f+1$, Lamport [34] and Brasileiro et al. [12] can utilize f more nodes to reduce one phase of communication. Alternatively, the extra nodes can become *passive* replicas and only be informed about the execution results, so that their copies of the ledger become up to date.

Byzantine fault tolerance refers to servers that behave arbitrarily after the seminal work by Lamport, et al. [36]. Practical Byzantine fault tolerance protocol (PBFT) [15] is the most well-known state machine replication protocol that guarantees safety in an asynchronous network using $3f+1$ nodes from which f might be malicious. In the presence of more than $3f+1$ nodes, similar to crash fault-tolerant protocols, one solution is to use the active/passive replication technique where only $3f+1$ *active* replicas establish consensus on the order of requests, execute the requests, and send the execution results to the passive replicas. FaB [40], Bosco [49], and Zyzzyva5 [31], on the other hand, use additional replicas to reduce the delay of request processing, e.g., FaB [40] uses $5f+1$ replicas to establish consensus on the order of requests in two phases instead of three as in PBFT. While both crash fault-tolerant protocol Fast Paxos [34] and Byzantine fault-tolerant protocol FaB [40] use extra nodes (f and $2f$ respectively) to reduce the latency of the system, if the number of extra nodes is more than that (the typical case in Blockchain systems), such nodes cannot be utilized and in the best case scenario the extra nodes become passive replicas. In SharPer, however, the nodes are partitioned into clusters of $2f+1$ crash-only or $3f+1$ Byzantine nodes to process transactions in parallel.

A permissioned blockchain consists of a set of known, identified nodes that might not fully trust each other. In permissioned blockchains, traditional consensus protocols can be used to order the requests [13]. Existing permissioned blockchains differ mainly in their ordering routines. In Tendermint [32], only a subset of nodes, called validators, participates in a PBFT-like consensus protocol. Validators are users with accounts that have coins locked in a bond deposit and have voting power equal to the amount of the bonded coins. Quorum [16], is an Ethereum-based [1] permissioned blockchain, that uses a Raft-like [43] protocol to order transactions. Single-channel Hyperledger Fabric [6] deploys different applications on the same channel and leverages parallelism by executing the transactions of those applications simultaneously. In Fabric, fault-tolerant protocols are plugable. In addition, Fabric supports non-deterministic execution. However, since the transactions of a block are executed in parallel and then ordered and validated, Fabric performs poorly on workloads with high-contention, i.e., many *conflicting transactions* in a block. To support conflicting transactions, in Parblockchain [4], a dependency graph is generated in the ordering phase and transactions are executed in parallel in the execution phase following the generated dependency graph. In SharPer, however, since each block includes a single transaction, transactions will not conflict with each other. Caper [2] is another permissioned blockchain that is introduced to support collaborative applications. In Caper, transactions are either internal, which are maintained by a single application, or cross-application, which are maintained by all applications. Each application also maintains two types of private and public data.

SharPer, in contrast to Caper, is able to handle transactions that access a subset of clusters (i.e. applications). In addition, in SharPer, both intra- and cross-shard transactions access the same data.

Blockchain scalability is the ability of a blockchain system to process an increasing number of transactions by adding resources to the system. Scalability is one of the main roadblocks to business adoption of blockchain systems. To address the scalability issue of blockchain systems different techniques have been proposed. Partitioning the data into multiple shards that are maintained by different subsets of nodes is a proven approach to enhance the scalability of databases [19]. Data sharding techniques are commonly used in distributed databases in the presence of non-malicious failures [19] [25] [9]. Using sharding techniques to enhance the scalability of blockchain systems has been addressed in several studies in both permissionless, e.g., Elastico [39] and OmniLedger [30], and permissioned blockchain systems, e.g., multi-channel Fabric [7] and AHL [21].

In Elastico [39], nodes randomly join different committees by solving some PoW puzzle. Committees, then, run PBFT [15] individually to reach consensus on the order of intra-shard transactions. Finally, a leader committee verifies the transactions that are ordered by committees and creates a global block. In Elastico, the blockchain ledger is maintained by all nodes and cross-shard transactions are not supported. In addition, while running PBFT among hundreds of nodes decreases the performance of the protocol, reducing the number of nodes within each shard increases the failure probability [30]. The considerable overhead and latency in re-configuring committees, which is needed in every epoch, and the possibility to bias the randomness, which might result in compromising the committee selection process by malicious nodes, are some of the other drawbacks of Elastico [54].

OmniLedger [30] attempts to fix some of the drawbacks of Elastico by introducing a more secure method to assign nodes to committees and proposing an atomic protocol for cross-shard transactions. The intra-shard consensus protocol of OmniLedger uses a variant of ByzCoin [29] and assumes partially-synchronous channels to achieve fast consensus. However, it relies on a client to participate actively and coordinate a lock/unlock protocol to process cross-shard transactions which, as shown in [21], might result in blocking issues. Furthermore, as mentioned in [54], OmniLedger is vulnerable to denial-of-service (DoS) attacks.

In the context of permissioned blockchain systems, multi-channel Fabric [6] [7] introduces channels to shard the blockchain. Nodes within each channel process a disjoint set of (intra-channel) transactions and maintain a partition of the blockchain ledger. However, processing the cross-shard transaction needs either the existence of a trusted channel among the participants or an atomic commit protocol (inspired by two-phase commit) [7] which is utilized on top of the intra-channel consensus protocols. In SharPer and in contrast to multi-channel Fabric, there is no need for a trusted channel among the participants or a two-phase commit on top of intra-shard consensus to process cross-shard transactions and such transactions are ordered using a flattened protocol.

AHL [21] employs a trusted hardware (the technique that is presented in [17] [53] [52]) to restrict the malicious behavior of nodes which results in committees of $2f+1$ nodes

(instead of $3f + 1$). Using this technique, the system guarantees safety with a very high probability ($1 - 2^{-20\%}$) in committees of size 80 nodes. The system also relies on an extra set of nodes, called a reference committee, to process cross-shard transactions using the classic two-phase commit (2PC) and two-phase locking (2PL) protocols where the reference committee plays the coordinator role. The system, however, suffers from several drawbacks. First, running Byzantine fault-tolerant protocols with the quadratic communication cost among 80 nodes results in high latency. Second, the proposed protocol to process cross-shard transactions is very expensive. Indeed, it requires an extra set of nodes to form the reference committee, and in each phase of the protocol, the reference committee has to run a byzantine fault-tolerant protocol among its members, which results in significant communication overhead and considerable latency. Finally, since a single reference committee processes cross-shard transactions, the protocol is not able to process cross-shard transactions with non-overlapping clusters in parallel. In SharPer and in contrast to AHL, there is no need for an extra set of nodes to process cross-application transactions. In addition, cross-shard transactions are ordered in only three communication phases. Furthermore, cross-shard transactions with non-overlapping committees can be processed simultaneously. Note that since intra-shard consensus in SharPer is pluggable, the trusted hardware technique can also be employed to decrease the number of required nodes within each cluster.

Our work is also related to blockchain systems with directed acyclic graph structure. The DAG structure is mainly used to increase the throughput of the system by exploiting the parallel construction of blocks resulting in the parallel execution of transactions in different blocks. In such a structure, the blocks (transactions) that are independent of each other can be appended to the ledger simultaneously. Since in a DAG structure, the blocks are constructed in parallel, existing permissionless blockchain systems present different techniques to prevent (resolve) the double spending problem. In Byteball [18], a set of privileged users, called witnesses, determines a total order on the DAG to prevent double spending, whereas, in Iota [45], the number of descendant transactions is used to commit a transaction and abort the other one. Vegvisir [28], which is designed for IoT environments, Ghost [47], Inclusive protocol [38], Dag-Coin [37], Phantom [48], Spectre [46], MeshCash [10], and Hashgraph [8] are some of the other DAG structured blockchain systems. SharPer is a permissioned blockchain system that establishes consensus on the order of transactions using traditional fault-tolerant protocols Paxos and PBFT, therefore, the forking or double spending problem never occurs. In SharPer and in contrast to all these blockchains, since intra-shard transactions of different clusters access disjoint data shards, they can be processed simultaneously which results in lower latency and higher throughput.

6. CONCLUSION

In this paper, we proposed SharPer, a permissioned blockchain system which is designed specifically for networks with a very high percentage of non-faulty nodes ($N \gg 3f + 1$ for Byzantine or $N \gg 2f + 1$ for crash-only nodes). SharPer utilizes the extra resources by partitioning the nodes into clusters of $3f + 1$ Byzantine (or $2f + 1$ crash-only) nodes and processing the transactions on different clusters in parallel.

The blockchain ledger in SharPer is formed as a directed acyclic graph which is not maintained by any node. Nodes of each cluster indeed maintain a view of the blockchain ledger including the intra-shard transactions of the cluster as well as the cross-shard transactions that the cluster is involved in. A flattened consensus protocol is also introduced to order cross-shard transactions without relying on an extra set of nodes or trusted participants. Furthermore, SharPer is able to process cross-shard transactions with non-overlapping clusters in parallel. Our experiments show that in typical settings where workloads include low percentage of cross-shard transactions, SharPer demonstrates better performance with both crash-only and Byzantine nodes in comparison to other approaches. In addition, with a low percentage of cross-partition transactions, the throughput of SharPer will increase semi-linearly by increasing the number of clusters.

7. REFERENCES

- [1] Ethereum blockchain app platform. <https://www.ethereum.org>. 2017.
- [2] M. J. Amiri, D. Agrawal, and A. E. Abbadi. Caper: a cross-application permissioned blockchain. *Proceedings of the VLDB Endowment*, 12(11):1385–1398, 2019.
- [3] M. J. Amiri, D. Agrawal, and A. E. Abbadi. On sharding permissioned blockchains. In *Second International Conference on Blockchain*. IEEE, 2019.
- [4] M. J. Amiri, D. Agrawal, and A. E. Abbadi. Parblockchain: Leveraging transaction parallelism in permissioned blockchain systems. In *39th International Conference on Distributed Computing Systems (ICDCS)*. IEEE, 2019.
- [5] M. J. Amiri, S. Maiyya, D. Agrawal, and A. E. Abbadi. Seemore: A fault-tolerant protocol for hybrid cloud environments. *arXiv preprint arXiv:1906.07850*, 2019.
- [6] E. Androulaki, A. Barger, V. Bortnikov, C. Cachin, et al. Hyperledger fabric: a distributed operating system for permissioned blockchains. In *EuroSys Conference*, page 30. ACM, 2018.
- [7] E. Androulaki, C. Cachin, A. De Caro, and E. Kokoris-Kogias. Channels: Horizontal scaling and confidentiality on permissioned blockchains. In *European Symposium on Research in Computer Security*, pages 111–131. Springer, 2018.
- [8] L. Baird. The swirls hashgraph consensus algorithm: Fair, fast, byzantine fault tolerance. *Swirls, Inc. Technical Report SWIRLDS-TR-2016*, 1, 2016.
- [9] J. Baker, C. Bond, J. C. Corbett, J. Furman, A. Khorlin, J. Larson, J.-M. Leon, Y. Li, A. Lloyd, and V. Yushprakh. Megastore: Providing scalable, highly available storage for interactive services. In *CIDR*, 2011.
- [10] I. Bentov, P. Hubáček, T. Moran, and A. Nadler. Tortoise and hares consensus: the meshcash framework for incentive-compatible, scalable cryptocurrencies. *IACR Cryptology ePrint Archive*, 2017:300, 2017.
- [11] G. Bracha and S. Toueg. Asynchronous consensus and broadcast protocols. *Journal of the ACM (JACM)*, 32(4):824–840, 1985.

- [12] F. Brasileiro, F. Greve, A. Mostéfaoui, and M. Raynal. Consensus in one communication step. In *International Conference on Parallel Computing Technologies*, pages 42–50. Springer, 2001.
- [13] C. Cachin. Architecture of the hyperledger blockchain fabric. In *Workshop on Distributed Cryptocurrencies and Consensus Ledgers*, volume 310, 2016.
- [14] C. Cachin and M. Vukolić. Blockchain consensus protocols in the wild. In *DISC*, pages 1–16, 2017.
- [15] M. Castro, B. Liskov, et al. Practical byzantine fault tolerance. In *OSDI*, volume 99, pages 173–186, 1999.
- [16] J. M. Chase. Quorum white paper, 2016.
- [17] B.-G. Chun, P. Maniatis, S. Shenker, and J. Kubiatowicz. Attested append-only memory: Making adversaries stick to their word. In *ACM SIGOPS Operating Systems Review*, volume 41-6, pages 189–204. ACM, 2007.
- [18] A. Churyumov. Byteball: A decentralized system for storage and transfer of value. URL <https://byteball.org/Byteball.pdf>, 2016.
- [19] J. C. Corbett, J. Dean, M. Epstein, A. Fikes, et al. Spanner: Google’s globally distributed database. *ACM Transactions on Computer Systems (TOCS)*, 31(3):8, 2013.
- [20] C. Curino, E. Jones, Y. Zhang, and S. Madden. Schism: a workload-driven approach to database replication and partitioning. *Proceedings of the VLDB Endowment*, 3(1-2):48–57, 2010.
- [21] H. Dang, T. T. A. Dinh, D. Loghin, E.-C. Chang, Q. Lin, and B. C. Ooi. Towards scaling blockchain systems via sharding. In *Proceedings of the 2019 ACM SIGMOD International Conference on Management of Data*. ACM, 2019.
- [22] A. El Abbadi, D. Skeen, and F. Cristian. An efficient, fault-tolerant protocol for replicated data management. In *Proceedings of the fourth ACM SIGACT-SIGMOD symposium on Principles of database systems*, pages 215–229. ACM, 1985.
- [23] A. El Abbadi and S. Toueg. Availability in partitioned replicated databases. In *Proceedings of the fifth ACM SIGACT-SIGMOD symposium on Principles of database systems*, pages 240–251. ACM, 1985.
- [24] M. J. Fischer, N. A. Lynch, and M. S. Paterson. Impossibility of distributed consensus with one faulty process. *Journal of the ACM (JACM)*, 32(2):374–382, 1985.
- [25] L. Glendenning, I. Beschastnikh, A. Krishnamurthy, and T. Anderson. Scalable consistency in scatter. In *Symposium on Operating Systems Principles*, pages 15–28. ACM, 2011.
- [26] Z. István, A. Sorniotti, and M. Vukolić. Streamchain: Do blockchains need blocks? In *SERIAL*, pages 1–6. ACM, 2018.
- [27] R. Kapitza, J. Behl, C. Cachin, T. Distler, S. Kuhnle, S. V. Mohammadi, W. Schröder-Preikschat, and K. Stengel. Cheapbft: resource-efficient byzantine fault tolerance. In *EuroSys*, pages 295–308. ACM, 2012.
- [28] K. Karlsson, W. Jiang, S. Wicker, D. Adams, E. Ma, R. van Renesse, and H. Weatherspoon. Vegvisor: A partition-tolerant blockchain for the internet-of-things. In *ICDCS*, pages 1150–1158. IEEE, 2018.
- [29] E. K. Kogias, P. Jovanovic, N. Gailly, I. Khoffi, L. Gasser, and B. Ford. Enhancing bitcoin security and performance with strong consistency via collective signing. In *USENIX Security Symposium*, pages 279–296, 2016.
- [30] E. Kokoris-Kogias, P. Jovanovic, L. Gasser, N. Gailly, E. Syta, and B. Ford. Omniledger: A secure, scale-out, decentralized ledger via sharding. In *Symposium on Security and Privacy (SP)*, pages 583–598. IEEE, 2018.
- [31] R. Kotla, L. Alvisi, M. Dahlin, A. Clement, and E. Wong. Zyzzyva: speculative byzantine fault tolerance. *ACM SIGOPS Operating Systems Review*, 41(6):45–58, 2007.
- [32] J. Kwon. Tendermint: Consensus without mining. *Draft v. 0.6, fall*, 2014.
- [33] L. Lamport. Time, clocks, and the ordering of events in a distributed system. *Communications of the ACM*, 21(7):558–565, 1978.
- [34] L. Lamport. Fast paxos. *Distributed Computing*, 19(2):79–103, 2006.
- [35] L. Lamport et al. Paxos made simple. *ACM Sigact News*, 32(4):18–25, 2001.
- [36] L. Lamport, R. Shostak, and M. Pease. The byzantine generals problem. *ACM Transactions on Programming Languages and Systems (TOPLAS)*, 4(3):382–401, 1982.
- [37] S. D. Lerner. Dagcoin: a cryptocurrency without blocks, 2015.
- [38] Y. Lewenberg, Y. Sompolinsky, and A. Zohar. Inclusive block chain protocols. In *International Conference on Financial Cryptography and Data Security*, pages 528–547. Springer, 2015.
- [39] L. Luu, V. Narayanan, C. Zheng, K. Baweja, S. Gilbert, and P. Saxena. A secure sharding protocol for open blockchains. In *Proceedings of the 2016 ACM SIGSAC Conference on Computer and Communications Security*, pages 17–30. ACM, 2016.
- [40] J.-P. Martin and L. Alvisi. Fast byzantine consensus. *IEEE Transactions on Dependable and Secure Computing*, 3(3):202–215, 2006.
- [41] A. Miller, I. Bentov, R. Kumaresan, C. Cordi, and P. McCorry. Sprites and state channels: Payment networks that go faster than lightning. *arXiv preprint arXiv:1702.05812*, 2017.
- [42] S. Nakamoto. Bitcoin: A peer-to-peer electronic cash system. 2008.
- [43] D. Ongaro and J. K. Ousterhout. In search of an understandable consensus algorithm. In *USENIX Annual Technical Conference*, pages 305–319, 2014.
- [44] J. Poon and T. Dryja. The bitcoin lightning network: Scalable off-chain instant payments. See <https://lightning.network/lightning-network-paper.pdf>, 2016.
- [45] S. Popov. The tangle. URL <https://iota.org/IOTA/Whitepaper.pdf>, 2018.
- [46] Y. Sompolinsky, Y. Lewenberg, and A. Zohar. Spectre: A fast and scalable cryptocurrency protocol. *IACR Cryptology ePrint Archive*, 2016:1159, 2016.
- [47] Y. Sompolinsky and A. Zohar. Accelerating bitcoin’s transaction processing. *Fast Money Grows on Trees, Not Chains*, 2013.

- [48] Y. Sompolinsky and A. Zohar. Phantom: A scalable blockdag protocol., 2018.
- [49] Y. J. Song and R. van Renesse. Bosco: One-step byzantine asynchronous consensus. In *International Symposium on Distributed Computing*, pages 438–450. Springer, 2008.
- [50] R. Taft, E. Mansour, M. Serafini, J. Duggan, A. J. Elmore, A. Abounaga, A. Pavlo, and M. Stonebraker. E-store: Fine-grained elastic partitioning for distributed transaction processing systems. *VLDB*, 8(3):245–256, 2014.
- [51] A. Thomson, T. Diamond, S.-C. Weng, K. Ren, P. Shao, and D. J. Abadi. Calvin: fast distributed transactions for partitioned database systems. In *SIGMOD International Conference on Management of Data*, pages 1–12. ACM, 2012.
- [52] G. S. Veronese, M. Correia, A. N. Bessani, and L. C. Lung. Ebawa: Efficient byzantine agreement for wide-area networks. In *HASE*, pages 10–19. IEEE, 2010.
- [53] G. S. Veronese, M. Correia, A. N. Bessani, L. C. Lung, and P. Verissimo. Efficient byzantine fault-tolerance. *IEEE Transactions on Computers*, 62(1):16–30, 2013.
- [54] M. Zamani, M. Movahedi, and M. Raykova. Rapidchain: Scaling blockchain via full sharding. In *SIGSAC Conference on Computer and Communications Security*, pages 931–948. ACM, 2018.