

# MMM: Multi-stage Multi-task Learning for Multi-choice Reading Comprehension

Di Jin<sup>1\*</sup>, Shuyang Gao<sup>2</sup>, Jiun-Yu Kao<sup>2</sup>, Tagyoung Chung<sup>2</sup>, Dilek Hakkani-tur<sup>2</sup>

<sup>1</sup>Computer Science & Artificial Intelligence Laboratory, MIT, MA, USA

<sup>2</sup>Amazon Alexa AI, Sunnyvale, CA, USA

jindi15@mit.edu, {shuyag,jiunyk,tagyoung,hakkanit}@amazon.com

## Abstract

Machine Reading Comprehension (MRC) for question answering (QA), which aims to answer a question given the relevant context passages, is an important way to test the ability of intelligence systems to understand human language. Multiple-Choice QA (MCQA) is one of the most difficult tasks in MRC because it often requires more advanced reading comprehension skills such as logical reasoning, summarization, and arithmetic operations, compared to the extractive counterpart where answers are usually spans of text within given passages. Moreover, most existing MCQA datasets are small in size, making the learning task even harder. We introduce MMM, a Multi-stage Multi-task learning framework for Multi-choice reading comprehension. Our method involves two sequential stages: coarse-tuning stage using out-of-domain datasets and multi-task learning stage using a larger in-domain dataset to help model generalize better with limited data. Furthermore, we propose a novel multi-step attention network (MAN) as the top-level classifier for this task. We demonstrate MMM significantly advances the state-of-the-art on four representative MCQA datasets.

## 1 Introduction

Building a system that comprehends text and answers questions is challenging but fascinating, which can be used to test the machine’s ability to understand human language (Hermann et al. 2015; Chen 2018). Many machine reading comprehension (MRC) based question answering (QA) scenarios and datasets have been introduced over the past few years, which differ from each other in various ways, including the source and format of the context documents, whether external knowledge is needed, the format of the answer, to name a few. We can divide these QA tasks into two categories: 1) extractive/abstractive QA such as SQuAD (Rajpurkar, Jia, and Liang 2018), and HotPotQA (Yang et al. 2018). 2) multiple-choice QA (MCQA) tasks such as MultiRC (Khashabi et al. 2018), and MCTest (Ostermann et al. 2018).

In comparison to extractive/abstractive QA tasks, the answers of the MCQA datasets are in the form of open, natural language sentences and not restricted to spans in text.

\*This work was done when the author was an intern at Amazon Alexa AI, Sunnyvale, CA.

## Dialogue

W: Come on, Peter! It’s nearly seven.

M: I’m almost ready.

W: We’ll be late if you don’t hurry.

M: One minute, please. I’m packing my things.

W: The teachers won’t let us in if we are late.

M: Ok. I’m ready. Oh, I’ll have to get my money.

W: You don’t need money when you are having the exam, do you?

M: Of course not. Ok, let’s go... Oh, my god. I’ve forgot my watch.

W: *You’ll forget your head if you’re not careful.*

M: My mother says that, too.

**Question 1:** What’s the relationship between the speakers?

A. Brother and sister. B. Mother and son. C. Classmates. ✓

**Question 2:** What does the woman think of the man?

A. He is very serious. B. *He is too careless.* ✓ C. He is very lazy.

Table 1: Data samples of DREAM dataset. (✓: the correct answer)

Various question types exist such as arithmetic, summarization, common sense, logical reasoning, language inference, and sentiment analysis. Therefore it requires more advanced reading skills for the machine to perform well on this task. Table 1 shows one example from one of MCQA datasets, DREAM (Sun et al. 2019). To answer the first question in Table 1, the system needs to comprehend the whole dialogue and use some common sense knowledge to infer that such a conversation can only happen between classmates rather than brother and sister. For the second question, the implicit *inference* relationship between the utterance “*You’ll forget your head if you’re not careful.*” in the passage and the answer option “*He is too careless.*” must be figured out by the model to obtain the correct answer. Many MCQA datasets were collected from language or science exams, which were purposely designed by educational experts and consequently require non-trivial reasoning techniques (Lai et al. 2017). As a result, the performance of machine readers on these tasks can more accurately gauge comprehension ability of a model.

Recently large and powerful pre-trained language models such as BERT (Devlin et al. 2019) have been achieving the state-of-the-art (SOTA) results on various tasks, however, its potency on MCQA datasets has been severely limited by the data insufficiency. For example, the MCTest dataset has two variants: MC160 and MC500, which are curated in a similar way, and MC160 is considered easier than MC500

(Richardson, Burges, and Renshaw 2013). However, BERT-based models perform much worse on MC160 compared with MC500 (8–10% gap) since the data size of the former is about three times smaller. To tackle this issue, we investigate how to improve the generalization of BERT-based MCQA models with the constraint of limited training data using four representative MCQA datasets: DREAM, MCTest, TOEFL, and SemEval-2018 Task 11.

We proposed **MMM**, a **M**ulti-stage **M**ulti-task learning framework for **M**ulti-choice question answering. Our framework involves two sequential stages: coarse-tuning stage using out-of-domain datasets and multi-task learning stage using a larger in-domain dataset. For the first stage, we coarse-tuned our model with natural language inference (NLI) tasks. For the second multi-task fine-tuning stage, we leveraged the current largest MCQA dataset, RACE, as the in-domain source dataset and simultaneously fine-tuned the model on both source and target datasets via multi-task learning. Through extensive experiments, we demonstrate that the two-stage sequential fine-tuning strategy is the optimal choice for BERT-based model on MCQA datasets. Moreover, we also proposed a Multi-step Attention Network (MAN) as the top-level classifier instead of the typical fully-connected neural network for this task and obtained better performance. Our proposed method improves BERT-based baseline models by at least 7% in absolute accuracy for all the MCQA datasets (except the SemEval dataset that already achieves 88.1% for the baseline). As a result, by leveraging BERT and its variant, RoBERTa (Liu et al. 2019b), our approach advanced the SOTA results for all the MCQA datasets, surpassing the previous SOTA by at least 16% in absolute accuracy (except the SemEval dataset).

## 2 Methods

In MCQA, the inputs to the model are a passage, a question, and answer options. The passage, denoted as  $P$ , consists of a list of sentences. The question and each of the answer options, denoted by  $Q$  and  $O$ , are both single sentences. A MCQA model aims to choose one correct answer from answer options based on  $P$  and  $Q$ .

### 2.1 Model Architecture

Figure 1 illustrates the model architecture. Specifically, we concatenate the passage, question and one of the answer options into a long sequence. For a question with  $n$  answer options, we obtain  $n$  token sequences of length  $l$ . Afterwards, each sequence will be encoded by a sentence encoder to get the representation vector  $H \in \mathbb{R}^{d \times l}$ , which is then projected into a single value  $p = C(H)$  ( $p \in \mathbb{R}^1$ ) via a top-level classifier  $C$ . In this way, we obtain the logit vector  $\mathbf{p} = [p_1, p_2, \dots, p_n]$  for all options of a question, which is then transformed into the probability vector through a softmax layer. We choose the option with highest logit value  $p$  as the answer. Cross entropy loss is used as the loss function. We used the pre-trained bidirectional transformer encoder, i.e., BERT and RoBERTa as the sentence encoder. The top-level classifier will be detailed in the next subsection.

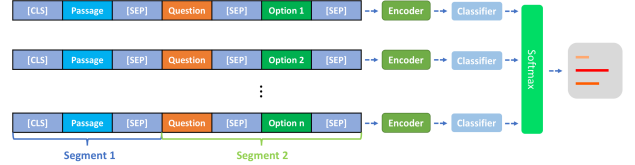


Figure 1: Model architecture. “Encoder” is a pre-trained sentence encoder such as BERT. “Classifier” is a top-level classifier.

### 2.2 Multi-step Attention Network

For the top-level classifier upon the sentence encoder, the simplest choice is a two-layer full-connected neural network (FCNN), which consist of one hidden layer with  $\tanh$  activation and one output layer without activation. This has been widely adopted when BERT is fine-tuned for the down-streaming classification tasks and performs very well (Devlin et al. 2019). Inspired from the success of the attention network widely used in the span-based QA task (Seo et al. 2016), we propose the multi-step attention network (MAN) as our top-level classifier. Similar to the dynamic or multi-hop memory network (Kumar et al. 2016; Liu et al. 2017), MAN maintains a state and iteratively refines its prediction via the multi-step reasoning.

The MAN classifier works as follows. A pair of question and answer option together is considered as a whole segment, denoted as  $QO$ . Suppose the sequence length of the passage is  $p$  and that of the question and option pair is  $q$ . We first construct the working memory of the passage  $H^P \in \mathbb{R}^{d \times p}$  by extracting the hidden state vectors of the tokens that belong to  $P$  from  $H$  and concatenating them together in the original sequence order. Similarly, we obtain the working memory of the (question, option) pair, denoted as  $H^{QO} \in \mathbb{R}^{d \times q}$ . Alternatively, we can also encode the passage and (question, option) pair individually to get their representation vectors  $H^P$  and  $H^{QO}$ , but we found that processing them in a pair performs better.

We then perform  $K$ -step reasoning over the memory to output the final prediction. Initially, the initial state  $\mathbf{s}^0$  in step 0 is the summary of  $H^P$  via self-attention:  $\mathbf{s}^0 = \sum_i \alpha_i H_i^P$ , where  $\alpha_i = \frac{\exp(w_1^T H_i^P)}{\sum_j \exp(w_1^T H_j^P)}$ . In the following steps  $k \in 1, 2, \dots, K-1$ , the state is calculated by:

$$\mathbf{s}^k = GRU(\mathbf{s}^{k-1}, \mathbf{x}^k), \quad (1)$$

where  $\mathbf{x}^k = \sum_i \beta_i H_i^{QO}$  and  $\beta_i = \frac{\exp(w_2^T [\mathbf{s}^{k-1}; H_i^{QO}])}{\sum_j \exp(w_2^T [\mathbf{s}^{k-1}; H_j^{QO}])}$ . Here  $[x; y]$  is concatenation of the vectors  $x$  and  $y$ . The final logit value is determined using the last step state:

$$P = w_3^T [\mathbf{s}^{K-1}; \mathbf{x}^{K-1}; |\mathbf{s}^{K-1} - \mathbf{x}^{K-1}|; \mathbf{s}^{K-1} \cdot \mathbf{x}^{K-1}]. \quad (2)$$

Basically, the MAN classifier calculates the attention scores between the passage and (question, option) pair step by step dynamically such that the attention can refine itself through several steps of deliberation. The attention mechanism can help filter out irrelevant information in the passage against (question, option) pair.

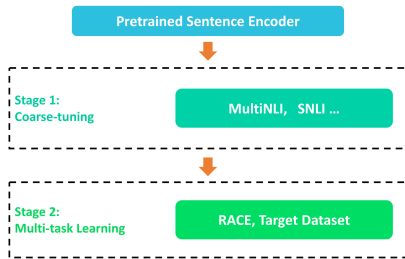


Figure 2: Multi-stage and multi-task fine-tuning strategy.

### 2.3 Two Stage Training

We adopt a two-stage procedure to train our model with both in-domain and out-of-domain datasets as shown in Figure 2.

**Coarse-tuning Stage** We first fine-tune the sentence encoder of our model with natural language inference (NLI) tasks. For exploration, we have also tried to fine-tune the sentence encoder on other types of tasks such as sentiment analysis, paraphrasing, and span-based question answering at this stage. However, we found that only NLI task shows robust and significant improvements for our target multi-choice task. See Section 5 for details.

**Multi-task Learning Stage** After coarse-tuning stage, we simultaneously fine-tune our model on a large in-domain source dataset and the target dataset together via multi-task learning. We share all model parameters including the sentence encoder as well as the top-level classifier for these two datasets.

## 3 Experimental Setup

### 3.1 Datasets

We use four MCQA datasets as the target datasets: DREAM (Sun et al. 2019), MCTest (Richardson, Burges, and Renshaw 2013), TOEFL (Osternann et al. 2018), and SemEval-2018 Task 11 (Tseng et al. 2016), which are summarized in Table 2. For the first coarse-tuning stage with NLI tasks, we use MultiNLI (Williams, Nangia, and Bowman 2017) and SNLI (Young et al. 2014) as the out-of-domain source datasets. For the second stage, we use the current largest MCQA dataset, i.e., RACE (Lai et al. 2017) as in-domain source dataset. For all datasets, we use the official train/dev/test splits.

### 3.2 Speaker Normalization

Passages in DREAM dataset are dialogues between two persons or more. Every utterance in a dialogue starts with the speaker name. For example, in utterance “m: How would he know?”, “m” is the abbreviation of “man” indicating that this utterance is from a man. More than 90% utterances have the speaker names as “w,” “f,” and “m,” which are all abbreviations. However, the speaker names mentioned in the questions are full names such as “woman” and “man.” In order to make it clear for the model to learn which speaker the question is asking about, we used a speaker normalization

strategy by replacing “w” or “f” with “woman” and “m” with “man” for the speaker names in the utterances. We found this simple strategy is quite effective, providing us with 1% improvement. We will always use this strategy for the DREAM dataset for our method unless explicitly mentioned.

### 3.3 Multi-task Learning

For the multi-task learning stage, at each training step, we randomly selected a dataset from the two datasets (RACE and the target dataset) and then randomly fetched a batch of data from that dataset to train the model. This process was repeated until the predefined maximum number of steps or the early stopping criterion has been met. We adopted the proportional sampling strategy, where the probability of sampling a task is proportional to the relative size of each dataset compared to the cumulative size of all datasets (Liu et al. 2019a).

### 3.4 Training Details

We used a linear learning rate decay schedule with warm-up proportion of 0.1. We set the dropout rate as 0.1. The maximum sequence length is set to 512. We clipped the gradient norm to 5 for DREAM dataset and 0 for other datasets. The learning rate and number of training epochs vary for different datasets and encoder types, which are summarized in Section 1 of the Supplementary Material.

More than 90% of passages have more than 512 words in the TOEFL dataset, which exceed the maximum sequence length that BERT supports, thus we cannot process the whole passage within one forward pass. To solve this issue, we propose the sliding window strategy, in which we split the long passage into several snippets of length 512 with overlaps between subsequent snippets and each snippet from the same passage will be assigned with the same label. In training phase, all snippets will be used for training, and in inference phase, we aggregate the logit vectors of all snippets from the same passage and pick the option with highest logit value as the prediction. In experiments, we found the overlap of 256 words is the optimal, which can improve the BERT-Base model from accuracy of 50.0% to 53.2%. We adopted this sliding window strategy **only** for the TOEFL dataset.

## 4 Results

We first evaluate our method on the DREAM dataset. The results are summarized in Table 3. In the table, we first report the accuracy of the SOTA models in the leaderboard. We then report the performance of our re-implementation of fine-tuned models as another set of strong baselines, among which the RoBERTa-Large model has already surpassed the previous SOTA. For these baselines, the top-level classifier is a two-layer FCNN for BERT-based models and a one-layer FCNN for the RoBERTa-Large model. Lastly, we report model performances that use all our proposed method, **MMM** (MAN classifier + speaker normalization + two stage learning strategies). As direct comparisons, we also list the accuracy increment between MMM and the baseline with the same sentence encoder marked by the parentheses, from which we can see that the performance augmentation is over 9% for

	DREAM	MCTest	SemEval-2018 Task 11	TOEFL	RACE
construction method	exams	crowd.	crowd.	exams	exams
passage type	dialogues	child’s stories	narrative text	narrative text	written text
# of options	3	4	2	4	4
# of passages	6,444	660	2,119	198	27,933
# of questions	10,197	2,640	13,939	963	97,687
non-extractive answer* (%)	83.7	45.3	89.9	-	87.0

Table 2: Statistics of MCQA datasets. (crowd.: crowd-sourcing; \*: answer options are not text snippets from reference documents.)

Model	Dev	Test
FTLM++ (Sun et al. 2019)	58.1	58.2
BERT-Large (Devlin et al. 2019)	66.0	66.8
XLNet (Yang et al. 2019)	-	72.0
BERT-Base	63.2	63.2
BERT-Large	66.2	66.9
RoBERTa-Large	85.4	85.0
BERT-Base+MMM	72.6 (9.4)	72.2 (9.0)
BERT-Large+MMM	75.5 (9.3)	76.0 (9.1)
RoBERTa-Large+MMM	<b>88.0</b> (2.6)	<b>88.9</b> (3.9)
Human Performance	93.9*	95.5*
Ceiling Performance	98.7*	98.6*

Table 3: Accuracy on the DREAM dataset. Performance marked by \* is reported by (Sun et al. 2019). Numbers in parentheses indicate the accuracy increased by MMM compared to the baselines.

BERT-Base and BERT-Large. Although the RoBERTa-Large baseline has already outperformed the BERT-Large baseline by around 18%, MMM gives us another  $\sim 4\%$  improvement, pushing the accuracy closer to the human performance. Overall, MMM has achieved a new SOTA, i.e., test accuracy of 88.9%, which exceeds the previous best by 16.9%.

We also test our method on three other MCQA datasets: MCTest including MC160 and MC500, TOEFL, and SemEval-2018 Task 11. The results are summarized in Table 4. Similarly, we list the previous SOTA models with their scores for comparison. We compared our method with the baselines that use the same sentence encoder. Except for the SemEval dataset, our method can improve the BERT-Large model by at least 10%. For both MCTest and SemEval datasets, our best scores are very close to the reported human performance. The MC160 and MC500 datasets were curated in almost the same way (Richardson, Burges, and Renshaw 2013) with only one difference that MC160 is around three times smaller than MC500. We can see from Table 4 that both the BERT and RoBERTa baselines perform much worse on MC160 than MC500. We think the reason is that the data size of MC160 is not enough to well fine-tune the large models with a huge amount of trainable parameters. However, by leveraging the transfer learning techniques we proposed, we can significantly improve the generalization capability of BERT and RoBERTa models on the small datasets so that the best performance of MC160 can even surpass that of MC500. This demonstrates the effectiveness of our method.

To better understand why MMM can be successful, we conducted an ablation study by removing one feature at a time on the BERT-Base model. The results are shown in Table 5. We see that the removal of the second stage multi-task

learning part hurts our method most significantly, indicating that the majority of improvement is coming from the knowledge transferred from the in-domain dataset. The first stage of coarse-tuning using NLI datasets is also very important, which provides the model with enhanced language inference ability. As for the top-level classifier, i.e., the MAN module, if we replace it with a typical two-layer FCNN as in (Devlin et al. 2019), we have 1–2% performance drop. Lastly, for the DREAM dataset, the speaker normalization strategy gives us another  $\sim 1\%$  improvement.

## 5 Discussion

### 5.1 Why does natural language inference help?

As shown in Table 5, coarse-tuning on NLI tasks can help improve the performance of MCQA. We conjecture one of the reasons is that, in order to pick the correct answer, we need to rely on the language inference capability in many cases. As an example in Table 1, the utterance highlighted in the bold and italic font in the dialogue is the evidence sentence from which we can obtain the correct answer to Question 2. There is no token overlap between the evidence sentence and the correct answer, indicating that the model cannot solve this question by surface matching. Nevertheless, the correct answer is an *entailment* to the evidence sentence while the wrong answers are not. Therefore, the capability of language inference enables the model to correctly predict the answer. On the other hand, we can deem the passage and the pair of (question, answer) as a pair of *premise* and *hypothesis*. Then the process of choosing the right answer to a certain question is similar to the process of choosing the *hypothesis* that can best entail the *premise*. In this sense, the part of MCQA task can be deemed as a NLI task. This also agrees with the argument that NLI is a fundamental ability of a natural language processing model and it can help support other tasks that require higher level of language processing abilities (Welleck et al. 2018). We provided several more examples that require language inference reading skills in the Section 2 of the Supplementary Material; they are wrongly predicted by the BERT-Base baseline model but can be correctly solved by exposing the model to NLI data with the coarse-tuning stage.

### 5.2 Can other tasks help with MCQA?

By analyzing the MCQA datasets, we found that some questions ask about the attitude of one person towards something and in some cases, the correct answer is simply a paraphrase of the evidence sentence in the passage. This finding naturally leads to the question: could other kinds of tasks such as

Dataset	Previous Single-Model SOTA	Baselines			+MMM			Human Scores
		BERT-B	BERT-L	RoBERTa-L	BERT-B	BERT-L	RoBERTa-L	
MC160	80.0 (Sun et al. 2018)	63.8	65.0	81.7	85.4 (21.6)	89.1 ( <b>24.1</b> )	<b>97.1</b> (15.4)	97.7*
MC500	78.7 (Sun et al. 2018)	71.3	75.2	90.5	82.7 (11.4)	86.0 (10.8)	<b>95.3</b> (4.8)	96.9*
TOEFL	56.1 (Chung, Lee, and Glass 2017)	53.2	55.7	64.7	60.7 (7.5)	66.4 (10.7)	<b>82.8</b> (18.1)	–
SemEval	88.8 (Sun et al. 2018)	88.1	88.7	94.0	89.9 (1.8)	91.0 (2.3)	<b>95.8</b> (1.8)	98.0†

Table 4: Performance in accuracy (%) on test sets of other datasets: MCTest (MC160 and MC500), TOEFL, and SemEval. Performance marked by \* is reported by (Richardson, Burges, and Renshaw 2013) and that marked by † is from (Ostermann et al. 2018). Numbers in the parentheses indicate the accuracy increased by MMM. “-B” means the base model and “-L” means the large model.

Settings	DREAM	MC160
Full Model	<b>72.6</b>	<b>86.7</b>
– Second-Stage Multi-task Learning	68.5	72.5
– First-Stage Coarse-tuning on NLI	69.5	80.8
– MAN	71.2	85.4
– Speaker Normalization	71.4	–

Table 5: Ablation study on the DREAM and MCTest-MC160 (MC160) datasets. Accuracy (%) is on the development set.

sentiment classification, paraphrasing also help with MCQA problems?

To answer this question, we select several representative datasets for five categories as the up-stream tasks: sentiment analysis, paraphrase, span-based QA, NLI, and MCQA. We conduct experiments where we first train the BERT-Base models on each of the five categories and then further fine-tune our models on the target dataset: DREAM and MC500 (MCTest-MC500). For the sentiment analysis category, we used the Stanford Sentiment Treebank (SST-2) dataset from the GLUE benchmark (Wang et al. 2018) (around 60k train examples) and the Yelp dataset<sup>1</sup> (around 430k train examples). For the paraphrase category, three paraphrasing datasets are used from the GLUE benchmark: Microsoft Research Paraphrase Corpus (MRPC), Semantic Textual Similarity Benchmark (STS-B), and Quora Question Pairs (QQP), which are denoted as “GLUE-Para.”. For the span-based QA, we use the SQuAD 1.1, SQuAD 2.0, and MRQA<sup>2</sup> which is a joint dataset including six popular span-based QA datasets.

Table 6 summarizes the results. We see that sentiment analysis datasets do not help much with our target MCQA datasets. But the paraphrase datasets do bring some improvements for MCQA. For span-based QA, only SQuAD 2.0 helps to improve the performance of the target dataset. Interestingly, although MRQA is much larger than other QA datasets (at least six times larger), it makes the performance worst. This suggests that span-based QA might not be the appropriate source tasks for transfer learning for MCQA. We hypothesize this could be due to the fact that most of the questions are non-extractive (e.g., 84% of questions in DREAM are non-extractive) while all answers are extractive in the span-based QA datasets.

For the completeness of our experiments, we also used various NLI datasets: MultiNLI, SNLI, Question NLI (QLI), Recognizing Textual Entailment (RTE), and Winograd NLI

<sup>1</sup><https://www.yelp.com/dataset/challenge>

<sup>2</sup><https://mrqa.github.io/>

Task Type	Dataset Name	DREAM	MC500
-	Baseline	63.2	69.5
Sentiment Analy.	SST-2	62.7	69.5
	Yelp	62.5	71.0
Paraphrase	GLUE-Para.	64.2	72.5
	SQuAD 1.1	62.1	69.5
Span-based QA	SQuAD 2.0	64.0	74.0
	MRQA	61.2	68.3
NLI	MultiNLI	67.0	79.5
	NLI	68.4	<u>80.0</u>
	GLUE-NLI	<u>68.6</u>	79.0
Combination	GLUE-Para.+NLI	68.0	79.5
Multi-choice QA	RACE	<b>70.2</b>	<b>81.2</b>

Table 6: Transfer learning results for DREAM and MC500. The BERT-Base model is first fine-tuned on each source dataset and then further fine-tuned on the target dataset. Accuracy is on the development set. A two-layer FCNN is used as the classifier.

(WNLI) from the GLUE benchmark. We used them in three kinds of combinations: MultiNLI alone, MultiNLI plus SNLI denoted as “NLI”, and combining all five datasets together, denoted as “GLUE-NLI”. As the results shown in Table 6, NLI and GLUE-NLI are comparable and both can improve the target dataset by a large margin.

Lastly, among all these tasks, using the MCQA task itself, i.e., pretraining on RACE dataset, can help boost the performance, most. This result agrees with the intuition that the in-domain dataset can be the most ideal data for transfer learning.

In conclusion, we find that for out-of-domain datasets, the NLI datasets can be most helpful to the MCQA task, indicating that the natural language inference capability should be an important foundation of the MCQA systems. Besides, a larger in-domain dataset, i.e. another MCQA dataset, can also be very useful.

### 5.3 NLI dataset helps with convergence

The first stage of coarse-tuning with NLI data can not only improve the accuracy but also help the model converge faster and better. Especially for the BERT-Large and RoBERTa-Large models that have much larger amount of trainable parameters, convergence is very sensitive to the optimization settings. However, with the help of NLI datasets, convergence for large models is no longer an issue, as shown in Figure 3. Under the same optimization hyper-parameters, compared with the baseline, coarse-tuning can make the training loss of the BERT-Base model decrease much faster. More im-



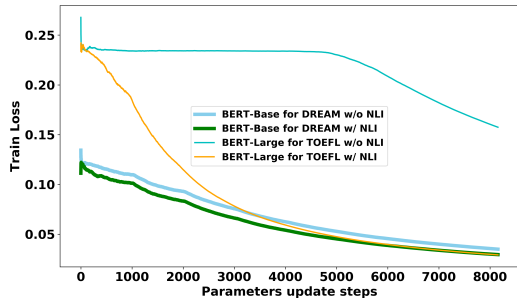


Figure 3: Train loss curve with respect to optimization steps. With prior coarse-tuning on NLI data, convergence becomes much faster and easier.

portantly, for the BERT-Large model, without coarse-tuning, the model does not converge at all at the first several epochs, which can be completely resolved by the help of NLI data.

#### 5.4 Multi-stage or Multi-task

In a typical scenario where we have one source and one target dataset, we naturally have a question about whether we should simultaneously train a model on them via multi-task learning or first train on the source dataset then on the target sequentially. Many previous works adopted the latter way (Sun et al. 2018; Chung, Lee, and Glass 2017; Phang, Févry, and Bowman 2018) and (Chung, Lee, and Glass 2017) demonstrated that the sequential fine-tuning approach outperforms the multi-task learning setting in their experiments. However, we had contradictory observations in our experiments. Specifically, we conducted a pair of control experiments: one is that we first fine-tune the BERT-Base model on the source dataset RACE and then further fine-tune on the target dataset, and the other is that we simultaneously train the model on RACE and the target dataset via multi-task learning. The comparison results are shown in Table 7. We see that compared with sequential fine-tuning, the multi-task learning achieved better performance. We conjecture that in the sequential fine-tuning setting, while the model is being fine-tuned on the target dataset, some information or knowledge learned from the source dataset may be lost since the model is no longer exposed to the source dataset in this stage. In comparison, this information can be kept in the multi-task learning setting and thus can better help improve the target dataset.

Now that the multi-task learning approach outperforms the sequential fine-tuning setting, we naturally arrive at another question: what if we merged the coarse-tuning and multi-task learning stages together? That is, what if we simultaneously trained the NLI, source, and target datasets altogether under the multi-task learning framework? We also conducted a pair of control experiments for investigation. The results in Table 7, show that casting the fine-tuning process on three datasets into separate stages performs better, indicating that multi-stage training is also necessary. This verifies our MMM framework with coarse-tuning on out-of-domain datasets and

Setting Configuration	DREAM	MC500
BERT-Base ->RACE ->Target	70.2	81.2
BERT-Base ->{RACE, Target}	<b>70.7</b>	<b>81.8</b>
BERT-Base ->{RACE, Target, NLI}	70.5	82.5
BERT-Base ->NLI ->{RACE, Target}	<b>71.2</b>	<b>83.5</b>

Table 7: Comparison between multi-task learning and sequential fine-tuning. BERT-Base model is used and the accuracy is on the development set. Target refers to the target dataset in transfer learning. A two-layer FCNN instead of MAN is used as the classifier.

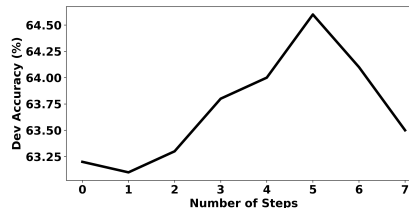


Figure 4: Effects of the number of reasoning steps for the MAN classifier. 0 steps means using FCNN instead of MAN. The BERT-Base model and DREAM dataset are used.

fine-tuning on in-domain datasets.

#### 5.5 Multi-steps reasoning is important

Previous results show that the MAN classifier shows improvement compared with the FCNN classifier, but we are also interested in how the performance change while varying the number of reasoning steps  $K$  as shown in Figure 4.  $K = 0$  means that we do not use MAN but FCNN as the classifier. We observe that there is a gradual improvement as we increase  $K = 1$  to  $K = 5$ , but after 5 steps the improvements have saturated. This verifies that an appropriate number of steps of reasoning is important for the memory network to reflect its benefits.

#### 5.6 Could the source dataset be benefited?

So far we have been discussing the case where we do multi-task learning with the source dataset RACE and various much smaller target datasets to help improve the targets. We also want to see whether our proposed techniques can also benefit the source dataset itself. Table 8 summarizes the results of BERT-Base model on the RACE dataset obtained by adding the coarse-tuning stage, adding the multi-task training together with DREAM, and adding the MAN module. From this table, we see that all three techniques can bring in improvements over the baseline model for the source dataset RACE, among which NLI coarse-tuning stage can help elevate the scores most.

Since we found all parts of MMM can work well for the source dataset, we tried to use them to improve the accuracy on RACE. The results are shown in Table 9. We used four kinds of pre-trained sentence encoders: BERT-Base, BERT-Large, XLNet-Large, and RoBERTa-Large. For each encoder, we listed the official report of scores from the leaderboard. Compared with the baselines, MMM leads to improvements

Settings	RACE-M	RACE-H	RACE
BERT-Base	73.3	64.3	66.9
+NLI	<b>74.2</b>	<b>66.6</b>	<b>68.9</b>
+DREAM	72.4	66.1	67.9
+MAN	71.2	<b>66.6</b>	67.9

Table 8: Ablation study for the RACE dataset. The accuracy is on the development set. All parts of MMM improve this source dataset.

Model	RACE-M	RACE-H	RACE
<i>Official Reports:</i>			
BERT-Base	71.7	62.3	65.0
BERT-Large	76.6	70.1	72.0
XLNet-Large	85.5	80.2	81.8
RoBERTa-Large	86.5	81.3	83.2
<hr/>			
BERT-Base+MMM	74.8	65.2	68.0
BERT-Large+MMM	78.1	70.2	72.5
XLNet-Large+MMM	86.8	81.0	82.7
RoBERTa-Large+MMM	<b>89.1</b>	<b>83.3</b>	<b>85.0</b>

Table 9: Comparison of the test accuracy of the RACE dataset between our approach MMM and the official reports that are from the dataset leaderboard.

ranging from 0.5% to 3.0% in accuracy. Our best result is obtained by the RoBERTa-Large encoder.

## 5.7 Error Analysis

In order to investigate how well our model performs for different types of questions, we did an error analysis by first randomly selecting 150 samples that had wrong predictions by the BERT-Base baseline model from the development set of DREAM dataset. We then manually classified them into several question types, as shown in Table 10. The annotation criterion is described in the Section 3 of the Supplementary Material. We see that the BERT-Base baseline model still does not do well on matching problems. We then evaluate our best model on these samples and report the accuracy of each question type in the last column of Table 10. We find that our best model can improve upon every question type significantly especially for the matching problems, and most surprisingly, our best model can even greatly improve its ability on solving the arithmetic problems, achieving the accuracy of 73.7%.

However, could our model really do math? To investigate this question, we sampled some arithmetic questions that

Major Types	Sub-types	Percent	Accuracy
Matching	Keywords	23.3	94.3
	Paraphrase	30.7	84.8
Reasoning	Arithmetic	12.7	73.7
	Common Sense	10.0	60.0
	Others	23.3	77.8

Table 10: Error analysis on DREAM. The column of “Percent” reports the percentage of question types among 150 samples that are from the development set of DREAM dataset that are wrongly predicted by the BERT-Base baseline model. The column of “Accuracy” reports the accuracy of our best model (RoBERTa-Large+MMM) on these samples.

are correctly predicted by our model, made small alterations to the passage or question, and then checked whether our model can still make correct choices. We found our model is very fragile to these minor alterations, implicating that the model is actually not that good at arithmetic problems. We provided one interesting example in the Section 3 of the Supplementary Material.

## 6 Related Work

There are increasing interests in machine reading comprehension (MRC) for question answering (QA). The extractive QA tasks primarily focus on locating text spans from the given document/corpus to answer questions (Rajpurkar, Jia, and Liang 2018). Answers in abstractive datasets such as MS MARCO (Nguyen et al. 2016), SearchQA (Dunn et al. 2017), and NarrativeQA (Kočíský et al. 2018) are human-generated and based on source documents or summaries in free text format. However, since annotators tend to copy spans as answers (Reddy, Chen, and Manning 2019), the majority of answers are still extractive in these datasets. The multi-choice QA datasets are collected either via crowd sourcing, or collected from examinations designed by educational experts (Lai et al. 2017). In this type of QA datasets, besides token matching, a significant portion of questions require multi-sentence reasoning and external knowledge (Ostermann et al. 2018).

Progress of research for MRC first relies on the breakthrough of the sentence encoder, from the basic LSTM to the pre-trained transformer based model (Devlin et al. 2019), which has elevated the performance of all MRC models by a large margin. Besides, the attention mechanisms between the context and the query can empower the neural models with higher performance (Seo et al. 2016). In addition, some techniques such as answer verification (Hu et al. 2019), multi-hop reasoning (Xiao et al. 2019), and synthetic data augmentation can be also helpful.

Transfer learning has been widely proved to be effective across many domain in NLP. In the QA domain, the most well-known example of transfer learning would be fine-tuning the pre-trained language model such as BERT to the down-streaming QA datasets such as SQuAD (Devlin et al. 2019). Besides, multi-task learning can also be deemed as a type of transfer learning, since during the training of multiple datasets from different domains for different tasks, knowledge will be shared and transferred from each task to others, which has been used to build a generalized QA model (Talmor and Berant 2019). However, no previous works have investigated that the knowledge from the NLI datasets can also be transferred to improve the MCQA task.

## 7 Conclusions

We propose MMM, a multi-stage multi-task transfer learning method on the multiple-choice question answering tasks. Our two-stage training strategy and the multi-step attention network achieved significant improvements for MCQA. We also did detailed analysis to explore the importance of both our training strategies as well as different kinds of in-domain and out-of-domain datasets. We hope our work here can also shed light on new directions for other NLP domains.

## References

- Chen, D. 2018. *Neural Reading Comprehension and Beyond*. Ph.D. Dissertation, Stanford University.
- Chung, Y.-A.; Lee, H.-Y.; and Glass, J. 2017. Supervised and unsupervised transfer learning for question answering. *arXiv preprint arXiv:1711.05345*.
- Devlin, J.; Chang, M.-W.; Lee, K.; and Toutanova, K. 2019. BERT: Pre-training of deep bidirectional transformers for language understanding. In *2019*, 4171–4186. Minneapolis, Minnesota: Association for Computational Linguistics.
- Dunn, M.; Sagun, L.; Higgins, M.; Guney, V. U.; Cirik, V.; and Cho, K. 2017. Searchqa: A new q&a dataset augmented with context from a search engine. *arXiv preprint arXiv:1704.05179*.
- Hermann, K. M.; Kocisky, T.; Grefenstette, E.; Espeholt, L.; Kay, W.; Suleyman, M.; and Blunsom, P. 2015. Teaching machines to read and comprehend. In *Advances in neural information processing systems*, 1693–1701.
- Hu, M.; Wei, F.; Peng, Y.; Huang, Z.; Yang, N.; and Li, D. 2019. Read+ verify: Machine reading comprehension with unanswerable questions. In *Proceedings of the AAAI Conference on Artificial Intelligence*, volume 33, 6529–6537.
- Khashabi, D.; Chaturvedi, S.; Roth, M.; Upadhyay, S.; and Roth, D. 2018. Looking beyond the surface: A challenge set for reading comprehension over multiple sentences. In *NAACL*, 252–262.
- Kočiský, T.; Schwarz, J.; Blunsom, P.; Dyer, C.; Hermann, K. M.; Melis, G.; and Grefenstette, E. 2018. The narrativeqa reading comprehension challenge. *Transactions of the Association for Computational Linguistics* 6:317–328.
- Kumar, A.; Irsoy, O.; Ondruska, P.; Iyyer, M.; Bradbury, J.; Gulrajani, I.; Zhong, V.; Paulus, R.; and Socher, R. 2016. Ask me anything: Dynamic memory networks for natural language processing. In *International conference on machine learning*, 1378–1387.
- Lai, G.; Xie, Q.; Liu, H.; Yang, Y.; and Hovy, E. 2017. Race: Large-scale reading comprehension dataset from examinations. *arXiv preprint arXiv:1704.04683*.
- Liu, X.; Shen, Y.; Duh, K.; and Gao, J. 2017. Stochastic answer networks for machine reading comprehension. *arXiv preprint arXiv:1712.03556*.
- Liu, X.; He, P.; Chen, W.; and Gao, J. 2019a. Multi-task deep neural networks for natural language understanding. *arXiv preprint arXiv:1901.11504*.
- Liu, Y.; Ott, M.; Goyal, N.; Du, J.; Joshi, M.; Chen, D.; Levy, O.; Lewis, M.; Zettlemoyer, L.; and Stoyanov, V. 2019b. Roberta: A robustly optimized bert pretraining approach. *arXiv preprint arXiv:1907.11692*.
- Nguyen, T.; Rosenberg, M.; Song, X.; Gao, J.; Tiwary, S.; Majumder, R.; and Deng, L. 2016. Ms marco: A human-generated machine reading comprehension dataset.
- Ostermann, S.; Roth, M.; Modi, A.; Thater, S.; and Pinkal, M. 2018. Semeval-2018 task 11: Machine comprehension using commonsense knowledge. In *Proceedings of The 12th International Workshop on Semantic Evaluation*, 747–757.
- Phang, J.; Févry, T.; and Bowman, S. R. 2018. Sentence encoders on stilts: Supplementary training on intermediate labeled-data tasks. *arXiv preprint arXiv:1811.01088*.
- Rajpurkar, P.; Jia, R.; and Liang, P. 2018. Know what you don't know: Unanswerable questions for squad. *arXiv preprint arXiv:1806.03822*.
- Reddy, S.; Chen, D.; and Manning, C. D. 2019. Coqa: A conversational question answering challenge. *Transactions of the Association for Computational Linguistics* 7:249–266.
- Richardson, M.; Burges, C. J.; and Renshaw, E. 2013. Mctest: A challenge dataset for the open-domain machine comprehension of text. In *EMNLP*, 193–203.
- Seo, M.; Kembhavi, A.; Farhadi, A.; and Hajishirzi, H. 2016. Bidirectional attention flow for machine comprehension. *arXiv preprint arXiv:1611.01603*.
- Sun, K.; Yu, D.; Yu, D.; and Cardie, C. 2018. Improving machine reading comprehension with general reading strategies. *arXiv preprint arXiv:1810.13441*.
- Sun, K.; Yu, D.; Chen, J.; Yu, D.; Choi, Y.; and Cardie, C. 2019. Dream: A challenge data set and models for dialogue-based reading comprehension. *Transactions of the Association for Computational Linguistics* 7:217–231.
- Talmor, A., and Berant, J. 2019. Multiqa: An empirical investigation of generalization and transfer in reading comprehension. *arXiv preprint arXiv:1905.13453*.
- Tseng, B.-H.; Shen, S.-S.; Lee, H.-Y.; and Lee, L.-S. 2016. Towards machine comprehension of spoken content: Initial toefl listening comprehension test by machine. *arXiv preprint arXiv:1608.06378*.
- Wang, A.; Singh, A.; Michael, J.; Hill, F.; Levy, O.; and Bowman, S. R. 2018. Glue: A multi-task benchmark and analysis platform for natural language understanding. *arXiv preprint arXiv:1804.07461*.
- Welleck, S.; Weston, J.; Szlam, A.; and Cho, K. 2018. Dialogue natural language inference. *CoRR* abs/1811.00671.
- Williams, A.; Nangia, N.; and Bowman, S. R. 2017. A broad-coverage challenge corpus for sentence understanding through inference. *arXiv preprint arXiv:1704.05426*.
- Xiao, Y.; Qu, Y.; Qiu, L.; Zhou, H.; Li, L.; Zhang, W.; and Yu, Y. 2019. Dynamically fused graph network for multi-hop reasoning. *arXiv preprint arXiv:1905.06933*.
- Yang, Z.; Qi, P.; Zhang, S.; Bengio, Y.; Cohen, W. W.; Salakhutdinov, R.; and Manning, C. D. 2018. Hotpotqa: A dataset for diverse, explainable multi-hop question answering. *arXiv preprint arXiv:1809.09600*.
- Yang, Z.; Dai, Z.; Yang, Y.; Carbonell, J.; Salakhutdinov, R.; and Le, Q. V. 2019. Xlnet: Generalized autoregressive pretraining for language understanding. *arXiv preprint arXiv:1906.08237*.
- Young, P.; Lai, A.; Hodosh, M.; and Hockenmaier, J. 2014. From image descriptions to visual denotations: New similarity metrics for semantic inference over event descriptions. *Transactions of the Association for Computational Linguistics* 2:67–78.