

# Automated Patch Assessment for Program Repair at Scale

He Ye

KTH Royal Institute of Technology  
heyeye@kth.se

Matias Martinez

University of Valenciennes  
matias.martinez@univ-  
valenciennes.fr

Martin Monperrus

KTH Royal Institute of Technology  
martin.monperrus@kth.se

## ABSTRACT

In this paper, we do automatic correctness assessment for patches generated by program repair techniques. We consider the human patch as ground truth oracle and randomly generate tests based on it, i.e., Random testing with Ground Truth – RGT. We build a curated dataset of 638 patches for Defects4J generated by 14 state-of-the-art repair systems. We evaluate automated patch assessment on our dataset which is, to our knowledge, the largest ever. The results of this study are novel and significant. First, we show that 10 patches from previous research classified as correct by their respective authors are actually overfitting. Second, we demonstrate that the human patch is not the perfect ground truth. Third, we precisely measure the trade-off between the time spent for test generation and the benefits for automated patch assessment at scale.

## 1 INTRODUCTION

Automatic program repair (APR) aims at reducing manual bug-fixing effort by providing automatically generated patches [7, 21]. Most program repair techniques use test suites as specification of the program, which is what is considered in this paper. One of the key challenges of program repair is that test suites are generally too weak to fully specify the correct behavior of a program. Consequently, a generated patch passing all test cases may still be incorrect [23]. Per the usual terminology, such an incorrect patch is said *overfitting* if it passes all tests but is not able to generalize to other buggy input points not present in the test suite [27]. Previous research (e.g. [13, 16, 19]) has shown that repair systems tend to produce more overfitting patches than correct patches.

Due to the overfitting problem, researchers cannot only rely on test suites to assess the capability of the new repair systems they invent. Thus, a common practice in the program repair research community is to employ manual assessment of generated patches to assess their correctness. Analysts, typically authors of the paper, annotate the patches as ‘correct’ or ‘overfitting’ [19] according to their analysis results. This assessment is typically done according to a human-written patch considered as ground truth. A patch is deemed as *correct* if and only if: 1) it is identical to the human-written patch or 2) the analysts perceive it as semantically equivalent. Otherwise a patch is deemed as *overfitting*.

There are three major problems with manual patch assessment: difficulty, bias and scale, which we now explain. First, in some cases, it is really hard to understand the semantics of the program under repair. Without expertise on the code base, the analyst may simply be unable to assess correctness [19]. Second, the usual practice is that the analysts of patches are also authors of the program repair system being evaluated. Consequently, there may exist an inherent bias towards considering the generated patches as correct. Third, it frequently happens that dozens of patches are generated for the

same bug [13, 20], which makes the amount of manual analysis required quickly overpasses what is doable in reasonable time. To overcome difficulty, bias and scale in manual patch assessment, we need automated patch assessment [14, 32, 34, 38].

In this paper, we consider automated patch assessment given a ground truth reference patch, as done by Xin and Reiss [32], Le et al. [13] and Yu et al. [38]. Notably, there exist some other works such as those by Xiong et al. [34] and Yang et al. [36] based on the opposite premise: the absence of a reference patch. Having a ground truth reference patch is in line with manual assessment based on the human written patch, and enables us to compare them.

Using the ground truth reference patch, we present a novel empirical study of automatic patch assessment in this paper. The key novelty is the scale: we analyze 638 patches (189 in [14]) from 14 repairs systems (8 in [14]). Our automatic patch assessment is based on test generation [26, 27]: we generate tests using the behavior of the human patch as the oracle. If any automatically generated test fails on a machine patch, it is considered as overfitting. In this paper, we call this procedure RGT, standing random testing based on ground truth. Our study uses Evosuite and Randoop as test generators and the 638 patches of our dataset are automatically assessed with 4,477,707 RGT tests generated (to our knowledge, largest number of tests ever reported in this context).

The results of this study are novel and significant. First, we show that 10 patches from previous research classified as correct by their respective authors are actually overfitting. This result confirms the difficulty of manual patch assessment and strongly suggests to use automated patch assessment in program repair research. Second, we demonstrate that the human patch is not the perfect ground truth. We systematically analyze the cases when the failure of a generated test does not signal an overfitting patch, indicating important research directions for test generation. Third, we precisely measure the trade-off between the time spent for test generation and the benefits for automated patch assessment at scale.

To sum up, the contributions of this paper are:

- A large-scale empirical study of automated patch assessment based on test generation. Our methodology is comprehensive, from canonicalization of patches to sanity check of tests to careful handling of randomness. Our approach is the only one to be battle-proven over 638 patches and 4,477,707 generated tests.
- Novel and important empirical results founded on large data. Our key results include (1) 72% of overfitting patches can be discarded with automated patch assessment, and (2) using the human patch as ground truth yields a 2.3% false-positive rate. These results are based on a novel taxonomy of seven types of behavioral differences.

- A curated dataset of 638 patches generated from 14 program repair tools for the Defects4J benchmark. Those patches are given in canonical format with metadata so that they provide a foundation for future program repair research.
- A curated dataset of 4,477,707 generated tests for Defects4J based on the ground truth human patch. This dataset is valuable for future program repair research, as well as for sister fields such as fault localization and testing.

## 2 BACKGROUND

This section gives a motivating example demonstrating the problem of manual patch assessment.

### 2.1 Motivating Example

Manual patch assessment is an error-prone and subjective task, which could lead to various results depending on the knowledge and experience of the analysts. Listing 1 presents the human-written patch and the APR patch by Arja[39], DeepRepair[30], and JGenProg[19] for Defects4J Chart-3 bug. The APR patch is syntactically different from the human-written patch.

**Listing 1: Motivating Example**

```
1056 TimeSeries copy = (TimeSeries)super.clone();
1057 + copy.minY = Double.NaN;
1058 + copy.maxY = Double.NaN;
1059 copy.data = new java.util.ArrayList();
1060 if (this.data.size() > 0) { ...
```

**a: The human written patch of bug Chart-3 in Defects4J**

```
573 if (item == null) {
574     throw new IllegalArgumentException("...");
575 }
576 + findBoundsByIteration();
577 item = (TimeSeriesDataItem)item.clone();
```

**b: The machine patch by Arja, DeepRepair and JGenProg**

Even though these three APR techniques generate the same patch for bug Chart-3, interestingly, their analysts hold different opinions about the correctness of the generated. Table 1 shows the assessment result for this APR patch from previous literature. Originally, the Arja analysts considered it as *correct*, while it was deemed as *overfitting* by the DeepRepair’s analysts and *unknown* by the JGenProg analysts. Le et al.[14] employed 3 to 5 external software experts to evaluate the correctness of this patch and the result was *overfitting*.

We performed several discussions of the correctness of this patch with the original authors of DeepRepair and JGenProg in email. Eventually, they achieved consensus on the correctness of this patch and confirmed that this patch is actually a *correct* patch.

**Table 1: Manual Analysis Result for Motivating Example**

Analysts	Previous Result
Arja [39]	Correct
DeepRepair [30]	Overfitting
JGenProg [19]	Unknown
3-5 Independent Annotators[14]	Overfitting

The motivating example shows that analysts may hold different opinions on the correctness of the same patch. If manual patch

correctness assessment gives too many erroneous results, it is a significant threat to the validity of the evaluation of program repair research. With unreliable correctness assessment, a technique A claimed as better than a technique B may actually be worse. Ideally, we need a method that automatically and reliably assesses the correctness of program repair patches.

### 2.2 Overfitting Patches

Overfitting patches are those plausible patches that pass all developer provided tests, nevertheless, they fail to be a good general solution to the bug under consideration. As such, overfitting patches can fail on other held out tests [27]. The essential reason behind the overfitting problem is that the test cases that are used for guiding patch generation are incomplete.

The overfitting problem has been reported both qualitatively and quantitatively in previous work [16, 19, 24, 27]. For example, in the context of Java code, Yu et al. [38] studied the overfitting on Defects4J. In the context of C code, Le et al. [13] measured that 73% - 81% of APR patches are overfitting considering two benchmarks, IntroClass and CodeFlaws.

### 2.3 Automatic Patch Correctness Assessment

Typically, researchers employ the human patch as ground truth to identify overfitting patches. Xin and Reiss [32] propose DiffTGen to identify overfitting patches with tests generated by Evosuite [6]. Those tests are meant to detect behavioral differences between the machine patch and the human patch. If any test case differentiates the output between a machine patch and the corresponding human-written patch, the human patch is assessed as overfitting. DiffTGen has been further studied by Le et al. [14], who have confirmed its potential. Opad [36] employs two test oracles (crash and memory-safety) to help APR techniques filter out overfitting patches by enhancing existing test cases. Xiong et al. [34] do not use a ground truth patch to determine the correctness of an APR patch. They use similarity of test case execution traces to reason about overfitting.

## 3 EXPERIMENTAL METHODOLOGY

In this section, we first introduce the workflow of the RGT patch assessment (3.1). We then define seven program behavior differences for automatic patch assessment (3.2). After that, we present our research questions(RQs) to comprehensively evaluate the effectiveness and performance of RGT assessment (3.3). Finally, we illustrate the methodology for each RQ in detail (3.4).

### 3.1 RGT Patch Assessment

RGT patch assessment is to automatically assess the correctness of APR patches. It is based on 1) a ground truth patch and 2) a random test generator. The intuition is that random tests would differentiate the behaviors between a ground truth patch and an APR patch.

With regard to test generator, we consider those typical regression test generation techniques [6, 22] for randomly sampling regression oracles based on a ground truth program. In other words, these automatic test case generation techniques use the current behavior of the program itself as an oracle [31]. Consequently, a “RGT test” in this paper refers to a test generated based on a ground

**Table 2: RGT Detects 7 Behavioral Differences**

Differences	Ground-Truth Behavior	Actual Behavior
<i>Dassert</i>	expect value X	actual value Y
<i>Dexc1</i>	exception	no exception
<i>Dexc2</i>	no exception	exception
<i>Dexc_type</i>	exception X	exception Y
<i>Dexc_loc</i>	exception X by function A	exception X by function B
<i>Error</i>	no error	error
<i>Timeout</i>	execution within timeout	execution out of timeout

truth patch, containing oracle that encodes runtime behaviors of a ground truth program.

RGT patch assessment takes RGT tests and an APR patched program as inputs and outputs the number of test failures that witness a behavioral difference. RGT patch assessment establishes a direct connection between the outputs of random tests and overfitting classification: if any behavioral difference exists between an APR patch and a ground truth patch, it is assessed as overfitting. More specifically, if a ground truth patch passes all RGT tests but an APR patch fails on any of them, this APR patch is assessed as overfitting. While RGT patch assessment is a known technique, it has not been studied at a large scale.

### 3.2 Categorization of Behavioral Differences

We define seven program behavioral differences that could be revealed by RGT tests. They are summarized in Table 2. The first column gives the identifier of differences between the ground truth program behavior (shown in the second column) and the actual patched program behavior (shown in the third column). Now we explain them as follows:

*Dassert*: Given the same input, the expected output value from the ground truth program is different from the actual output value from the patched program. In this case, a difference in value comparison reveals overfitting.

*Dexc1*: Given the same input, an exception is thrown when executed on the ground truth program but the patched program does not throw any exception when executed with the input. Note the expected behavior is exception in this case.

*Dexc2*: Given the same input, no exception is thrown when executed on the ground truth program but an exception is thrown when executed on the patched program.

*Dexc\_type*: Given the same input, an exception X is thrown when executed on the ground truth program but a different exception Y is thrown when executed on the patched program.

*Dexc\_loc*: Given the same input, an exception X is thrown by function A when executed on the ground truth program but the same exception X is thrown by another function B when executed on the patched program. In this case, we consider same exception produced by different functions as behavioral differences.

*Error*: Given the same input, no error is caused when executed on the ground truth program but an error is caused when executed on the patched program.

*Timeout*: Given the same input and a large enough timeout configuration value, the ground truth program executes within a timeout but the execution of the patched program causes a timeout.

### 3.3 Research Questions

We want to comprehensively evaluate the effectiveness RGT patch assessment. For this, we investigate the following RQs:

- RQ1: To what extent does the RGT patch assessment technique identify misclassified patches in previously reported research in program repair? This is key to see whether RGT patch assessment is better than manual patch assessment or rather complementary. We also ask researchers from the program repair community about the misclassification cases.
- RQ2: To what extent does RGT patch assessment yield false positives? There are a number of pitfalls with RGT patch assessment which have never been studied in depth.
- RQ3: To what extent is RGT patch assessment good at discarding overfitting patches compared against the state-of-the-art?
- RQ4: What is the time cost of RGT patch assessment? Also, we study whether we could reuse tests generated in previous research projects to speed up the patch assessment process.
- RQ5: What is the trade-off between test generation cost and patch classification effectiveness of RGT?

### 3.4 Protocols

**RQ1.** We first collect a set of patches for Defects4J, that were claimed as correct by their respective authors. This set of patches is denoted as  $D_{correct}$ . Next, we execute RGT tests over all  $D_{correct}$  patches and we report the number of patches that make at least one RGT test fail. This case means that RGT patch assessment contradicts with the manual analysis previously done by APR researchers. Last, for those cases where RGT is not in line with the manual assessment from previous work, we send our RGT assessment result to the original authors of the patch and ask them for feedback. In particular, we explore to what extent they agree with the RGT assessment result.

**RQ2.** We first manually investigate the positive cases of RGT assessment when executing them over  $D_{correct}$ , where ‘positive’ means that a patch is classified as overfitting by RTG. This manual analysis aims at finding false positives by RGT. We record this number of the correct patches yet assessed as overfitting by RGT tests. This enables us to estimate a false positive rate of RGT assessment. Last, we carefully classify those false positive cases according to their root causes.

**RQ3.** RQ3 focuses on the effectiveness of RGT assessment in identifying overfitting patches. We first collect a set of patches for Defects4J, that were manually assessed as overfitting by the corresponding researchers. This set is denoted as  $D_{overfitting}$ . We execute RGT over the whole  $D_{overfitting}$  patches and record test failures. A test failure means that RGT succeeds in identifying a patch as overfitting, that RGT agrees with the manual analysis by researchers. Next, we also execute the state-of-the-art overfitting patch detection technique DiffTGen over the same dataset. We execute DiffTGen by the default mode which calling EvoSuite in 30 trials with the searching timeout being 60 seconds for each trial. We do not execute Opad [36] and PATCH-SIM [34] on this dataset for the following reasons. Opad is based on memory safety analysis in C which not relevant in the context of the memory safe language

**Table 3: Dataset of Collected Patches**

Dataset	APR Tool	Chart	Closure	Lang	Math	Time	Total
$D_{correct}$	ACS	2	0	3	12	1	18
	Arja	3	0	4	10	1	18
	CapGen	5	0	9	14	0	28
	DeepRepair	0	0	4	1	0	5
	Elixir	4	0	8	12	2	26
	HDRepair	0	0	1	4	1	6
	Jaid	8	9	14	11	0	42
	JGenProg2015	0	0	0	5	0	5
	Nopol2015	1	0	3	1	0	5
	SequenceR	3	4	2	8	0	17
	SimFix	4	6	9	14	1	34
	SketchFix	6	2	2	6	0	16
	SOFix	5	0	3	13	1	22
	ssfix	2	1	5	7	0	15
Sum for $D_{correct}$		43	22	67	118	7	257
$D_{overfitting}$	ACS	0	0	1	4	0	5
	Arja	30	0	54	73	15	172
	CapGen	0	0	14	24	0	38
	DeepRepair	4	0	1	4	0	9
	Elixir	3	0	4	7	1	15
	HDRepair	0	0	0	3	0	3
	Jaid	8	4	10	17	0	39
	JGenProg2015	3	0	0	2	1	6
	Nopol2015	0	0	2	3	1	6
	SequenceR	3	32	1	20	0	56
	SimFix	0	0	3	9	0	12
	SketchFix	2	0	2	5	0	9
	SOFix	0	0	0	2	0	2
	ssfix	1	1	1	6	0	9
Sum for $D_{overfitting}$		54	37	93	179	18	381
Sum for all		97	59	160	297	25	638

Java. PATCH-SIM is not appropriate for two reasons: (1) PATCH-SIM is a heuristic technique, the goal of PATCH-SIM is to “improve the precision of program repair systems, even at the risk of losing some correct patches” (quote from the introduction of [34]). The goal of RGT is different, it is to assist the researchers (and not APR users) to classify patches with correct labels. (2) PATCH-SIM targets APR users who do not have any ground truth patch available. On the contrary, RGT targets APR researchers who have a ground truth patch at hand.

**RQ4.** We estimate the performance of RGT from a time cost perspective. We measure the time cost of RGT in three dimensions: the time cost of test case generation, the time cost of sanity checking and the time cost of executing the test cases over the APR patch. Those three durations are respectively denoted  $TCGen$ ,  $SC$ , and  $EXEC$ . Next, we collect RGT tests from previous research. Last, we execute previously generated RGT tests over both  $D_{correct}$  and  $D_{overfitting}$  in order to compare both  $SC$  and  $EXEC$ . We access the effectiveness of RGT tests by comparing it with new generated RGT tests.

**RQ5.** RQ5 analyze the trade-off between the number of RGT test generation and the effectiveness on overfitting patch identification. We execute 30 runs of RGT tests on  $D_{overfitting}$ . First, we record the number of overfitting patches independently identified by each test generation. Next, to account for randomness, we analyze 1000 random groups that each with 30 test generations. Last, we analyze the number of test generation on average and their effectiveness of overfitting patch identification.

### 3.5 Curated Patch Dataset

*Fourteen repair systems.* APR patches for Defects4J form the essential data for our experiment. We carefully collect APR patches that are publicly available. We perform this by browsing the repositories

/ appendices / replication packages of the corresponding research papers or by asking the authors directly. As a result, we build our dataset  $D_{correct}$  and  $D_{overfitting}$  from following 14 APR systems: ACS [35]; Arja [39]; CapGen [29]; DeepRepair [30]; Elixir [25]; HDRepair [12]; Jaid [2]; JGenProg [19]; Nopol [19] SimFix [10]; SketchFix [9]; SOFix [15]; ssFix [33]; SequenceR [3].

*Patch Canonization and Verification.* In order to fully automate RGT patch assessment, we need to have all patches in the same canonical format. Otherwise, applying patch may fail for spurious reasons. To do so, we manually convert the collected patches from their initial formats, such as XML, plain log file, and etc., into a unified DIFF format. After unifying the patch format, we carefully name the patch files according to a systematic naming convention: `<PatchNo>-<ProjectID>-<BugID>-<ToolID>.patch`. For instance, `patch1-Lang-24-ACS.patch` refers to the first patch generated by ACS to repair the bug from Lang project identified as 24 in Defects4J.

*Sanity Check.* Some shared patches may not be plausible per the definition of test-suite based program repair (passing all test cases). We conduct a rigorous sanity check to keep applicable and plausible patches. *Applicable* means that a patch can be applied successfully for the considered Defects4J version<sup>1</sup>. *Plausible* means that a patch is test-suite adequate, we check this property by executing the human-written test cases originally provided by Defects4J. We discard all patches that are not applicable or not plausible.

### 3.6 Curated Dataset of ground truth based Random Tests

*New generated RGT Tests* We employ the two state-of-the-art automatic test generation tools, Evosuite [6] and Randoop [22], for RGT test generation. We use the same configuration as [26]. In this paper, AgitarOne is not considered because of the license issue.<sup>2</sup> We invoke 30 runs of Evosuite and Randoop to account for randomness when generating new tests cases [1]. They are respectively denoted as  $RGT_{Evosuite2019}$  and  $RGT_{Randoop2019}$ . We run both Evosuite and Randoop on the ground truth program with 30 different seeds with 100 seconds for search budget. We configure a timeout of 300 seconds for each test execution.

*Previously Generated RGT Tests* We search and obtain existing generated test cases for Defects4J from previous research.

- $Evosuite_{ASE15}$ : tests generated by Evosuite from ASE15 paper [26];
- $Randoop_{ASE15}$ : tests generated by Randoop from ASE15 paper [26];
- $Evosuite_{EMSE18}$ : tests generated by Evosuite from EMSE18 paper [38].

$Evosuite_{ASE15}$  and  $Randoop_{ASE15}$  were generated for 357 Defects4J bugs and each with 10 runs of test generations (with 10 seeds).  $Evosuite_{EMSE18}$  were generated for 42 bugs with 30 runs of test generation (with 30 seeds).

*Sanity check.* Since the RGT tests define essential semantically equivalent behaviors of the ground truth patches, it is necessary to conduct a strict sanity check for RGT tests. The aim of such check is to remove flaky tests with non-deterministic behaviors. Per the

<sup>1</sup>Version 1.2: commit at 486e2b49d806cdd3288a64ee3c10b3a25632e991

<sup>2</sup>We are not able to run the AgitarOne tests outside of a licensed infrastructure

usual approach as previous research [26], we execute each RGT test consecutively three times over the ground truth program. If any test yields a failure against the ground truth program, we discard it until all RGT tests pass three times consecutive sanity check. By doing so, we obtain a set of stable RGT tests for assessing patches correctness.

## 4 EXPERIMENTAL RESULTS

We now present our experimental results. We first look at the dataset and RGT tests we have collected.

### 4.1 Patches

We have collected a total of 638 patches from 14 APR systems. All pass the sanity checks described in subsection 3.5. Table 3 presents this dataset of patches for Defects4J. The first column specifies the dataset category and the second column gives the name of the repair tool. The number of patches collected per project of Defects4J is given in the third to the seventh columns and they are summed at the last column. They are 257 patches previously claimed as correct, they form  $D_{correct}$ . There are 381 patches that were considered as overfitting by manual analysis in previous research, they form  $D_{overfitting}$ . We found 160/257 patches from  $D_{correct}$  are syntactically equivalent to the human-written patches: the exact same code modulo formatting, and comments. The remaining 97/257 patches are semantically equivalent to human-written patches. Overall, the 638 patches cover 117/357 different bugs of Defects4J<sup>3</sup>. To our knowledge, this is the largest ever APR patch dataset with manual analysis labels by the researchers. The most related dataset is from [32] containing 89 patches from 4 repair tools and the one from [34] containing 139 patches from 5 repair tools. Our dataset is 4x bigger than the latter one.

### 4.2 Tests

Evosuite and Randoop have been invoked 30 times with random seeds for each of the 117 bugs covered by the patch dataset. In total, they have been separately invoked for  $117 \text{ bugs} * 30 \text{ seeds} = 3510$  times. We discard 2.2% and 2.4% flaky tests from  $RGT_{Evosuite2019}$  and  $RGT_{Randoop2019}$  respectively with a strict sanity check. As a result, we have obtained a total of 4,477,707 stable RGT tests: 199,871 by  $RGT_{Evosuite2019}$  and 4,277,836 by  $RGT_{Randoop2019}$ .

We also collect RGT tests generated by previous research, they are 15,136,567 tests: 141,170 in  $RGT_{EvosuiteASE15}$  [26], 14,932,884 in  $RGT_{RandoopASE15}$  [26], and 62,513 in  $RGT_{EvosuiteEMSE18}$  [38]. By conducting a sanity check of those tests, we discard 2.7%, 4.7% and 1.1% flaky tests. Compared with the new generated RGT tests, more flaky tests exist in previous generated tests due to external factors such as version, date and time [26].

To our knowledge, this is the largest ever curated dataset of generated tests for Defects4J.

**Table 4: Misclassified Patches Found by RGT. The original authors agreed with the analysis error.**

Patch Name	RGT Tests		Category	Consensus
	$Evos_{2019}$	$Rand_{2019}$		
patch1-Lang-35-ACS	12	140	$D_{exc2}$	confirmed
patch1-Lang-43-CapGen	10	0	$D_{error}$	confirmed
patch2-Lang-43-CapGen	10	0	$D_{error}$	confirmed
patch2-Lang-51-Jaid	43	0	$D_{assert}$	confirmed
patch1-Lang-27-SimFix	32	0	$D_{exc1}$	confirmed
patch1-Lang-41-SimFix	124	0	$D_{assert}$	confirmed
patch1-Chart-5-Nopol2015	1	266	$D_{exc2}$	confirmed
patch1-Math-50-Nopol2015	2	0	$D_{exc1}$	confirmed
patch1-Lang-58-Nopol2015	21	0	$D_{assert}$	confirmed
patch1-Math-73-JGenProg2015	49	0	$D_{exc1}$ $D_{assert}$	confirmed
Sum	10	2	-	10 confirmed

### 4.3 Result of RQ1: RGT patch assessment contradicts previously done manual analysis

We have executed 30 runs of RGT tests over 257 patches from  $D_{correct}$ . For the 160 patches syntactically equivalent to the ground truth patch, the result is consistent: no RGT test fails. For the remaining 97 patches, the assessment of 16 patches contradicts with previously reported manual analysis (at least one RGT test fails on the patch considered as correct in previous research). This makes 10/16 true positive cases while the 6/16 are false positives.

The ten true positive cases are presented at Table 4. The first column gives the patch name, with the failing tests number by each RGT category in the second and third column. The fourth column shows the category of behavioral difference defined at Table 2. The last column gives the result of the conversation we had with the original authors about the actual correctness of the patch. For instance, the misclassified patch of *patch1-Lang-35-ACS* is identified as overfitting by 10 tests from  $RGT_{Evosuite2019}$  and it is exposed by behavioral difference category  $c_{exc2}$  of non-semantically behavior that no exception thrown from a ground truth program but exceptions caused in a patched program. This result has been confirmed by the original authors.

$RGT_{Evosuite2019}$  and  $RGT_{Randoop2019}$  identify 10 and 2 misclassified patches individually. This means that Evosuite is better than Randoop on this task. Notably, all patches have been confirmed as misclassified by the original authors. This shows the limitation of purely manual analysis of patch assessment.

We now present a case study to illustrate how those patches are assessed by RGT tests.

*Case study of Lang-43.* The CapGen repair tool generates three patches for bug Lang-43. Those three patches are all composed of a single inserted statement next(pos) but the insertion happens at three different positions in the program. Among them, there is one patch that is identical to the ground truth patch (Listing 2a). It inserts the statement in a if-block. Patches *patch1-Lang-43-Capgen* (Listing 2b) and *patch2-Lang-43-Capgen* (Listing 2c) insert the correct statement but at different location, respectively 1 line and 2 lines before the correct position from the ground truth patch. Both

<sup>3</sup>version 1.2: commit at 486e2b49d806cdd3288a64ee3c10b3a25632e991

**Table 5: False Positive Cases by RGT Assessment**

Category	Correct Patches	Category	RGT	Reasons in Detail
PRECOND	patch1-Math-73-Arja	$D_{exc2}$	<i>Evosuite</i> <sub>2019</sub>	RGT samples inputs that violate implicit preconditions of the program
EXCEPTION	patch1-Lang-7-DeepRepair patch1-Lang-7-ACS	$D_{exc\_loc}$	<i>Evosuite</i> <sub>2019</sub>	Same exception thrown from different functions
OPTIM	patch1-Math-93-ACS	$D_{assert}$	<i>Randoop</i> <sub>2019</sub>	The ground-truth patch is more precise than the APR patch.
IMPERFECT	patch1-Chart-5-Arja patch1-Math-86-Arja	$D_{exc2}$	<i>Evosuite</i> <sub>2019</sub>	RGT reveals a limitation in the ground-truth patch

**Listing 2: The case study of two patches are misclassified**

```

419 int start = pos.getIndex();
420 char[] c = pattern.toCharArray();
421 if(escapingOn && c[start] == QUOTE){
422     + next(pos);

```

**a: A ground-truth patch of Lang-43**

```

419 int start = pos.getIndex();
420 char[] c = pattern.toCharArray();
421 + next(pos);
422 if(escapingOn && c[start] == QUOTE){

```

**b: The program patch of patch1-Lang-43-CapGen**

```

419 int start = pos.getIndex();
420 + next(pos);
421 char[] c = pattern.toCharArray();
422 if(escapingOn && c[start] == QUOTE){

```

**c: The program patch of patch2-Lang-43-CapGen**

patches are classified as overfitting by RGT, because 10 sampled inputs result in a heap space error. With the same inputs, the ground truth patch performs without exception, this corresponds to category  $D_{error}$  in Table 2. The original authors have confirmed the misclassification of these two patches. This case study illustrates the difficulty of APR patch assessment: it is unlikely to detect a heap memory error by only reading over the source code of the patch.

Answers to RQ1: Among the 257 patches claimed as correct based on manual analysis in previous research, 10 / 257 are assessed as overfitting by RGT patch assessment. All of them have been confirmed as actually overfitting by their original authors. This shows that manual analysis of the correctness of APR patches is hard and error-prone. The most related experiment performed by [13] is based on 45 patches previously claimed as correct and 1 is found as misclassified. Our experiment is performed on 5.7 X larger dataset.

#### 4.4 Result of RQ2: false positives of RGT assessment

Per the protocol described in subsection 3.4, we identify false positive of RGT by manual analysis of the patches where at least one RGT test fails. Over the 257 patches from  $D_{correct}$ , RGT patch assessment yields 6 false positives. *This means the false positive rate of RGT assessment is  $6/257 = 2.3\%$ .*

We now discuss the 6 cases that are falsely classified as overfitting by RGT. They are classified into four categories according to the root causes and described in the first column of Table 5. The second column presents the patch name, the third column gives the type of behavioral difference as defined in Table 2. The fourth column

gives the RGT test set that contains the failing test and the last column gives a short explanation.

**PRECOND** The patch from *patch1-Math-73-Arja* is falsely identified as overfitting because RGT samples inputs that violate implicit preconditions of the program. Listing 3 gives the ground truth patch, the Arja patch and the RGT test that differentiates the behavior between the patches. In Listing 3c, we can see that RGT samples a negative number *-1397.1657558041848* to update the variable *functionValueAccuracy*. However, the value of *functionValueAccuracy* is used to compare absolute values (see the first three lines of Listing 3a). It is meaningless to compare the absolute values with a negative number, an implicit precondition is that *functionValueAccuracy* must be positive, but there is no way for the test generator to infer this precondition.

This case study illustrates that RGT patch assessment may create false positives because the used test generation technique is not aware of preconditions or constraints on inputs. On the contrary, human developers are able to guess the range of acceptable values based on the variable names and on common knowledge.

**Listing 3: The case study of patch1-Math-73-Arja**

```

106 if (Math.abs(yInitial) <= functionValueAccuracy){...}
107 if(Math.abs(yMin) <= functionValueAccuracy){...}
108 if (Math.abs(yMax) <= functionValueAccuracy){...}
109 + if (yMin * yMax > 0) {
110     + throw MathRuntimeException... }

```

**a: Ground truth patch for Math-73.**

```

136 if (Math.abs(yMax)<=functionValueAccuracy{...}
137 + verifyBracketing(min, max, f);
138 return solve(f,min,yMin,max,yMax,initial,yInitial);

```

**b: Generated patch for Math-73 by Arja.**

```

665 double double1 = -1397.1657558041848 ;
666 brentSolver0.setFunctionValueAccuracy(double1);

```

**c: The generated test that fails on the generated patch.**

**EXCEPTION** Both *patch1-Lang-7-SimFix* and *patch1-Lang-7-ACS* throw the same exception as the one expected in the ground truth program. However, these two patches are still assessed as overfitting because the exceptions are thrown from different function from the ground truth program. Per the introduction of behavioral difference  $D_{exc\_loc}$  at Table 2, exceptions thrown by different functions justify an overfitting assessment. RGT assessment yields two false positives when verifying exceptions thrown positions. This suggests that category  $D_{exc\_loc}$  may be skipped for RGT, which is easy to adjust by configuring corresponding options in test generators.

**OPTIM** The *patch1-Math-93-ACS* is assessed as an overfitting patch by *RGT<sub>Randoop2019</sub>* because they detect behavioral differences of  $D_{assert}$ . Bug Math-93 deals with computing a value based



on logarithms. The fix from ACS uses  $\log^{n!}$ , which is mathematically equivalent to the human-written solution  $\sum \log^n$ . Their behavior should be semantically equivalent. However, the human-written patch introduces optimization for calculating  $\sum \log^n$  when  $n$  is less than 20 by returning a precalculated value. For instance, one of the sampled input is  $n=10$ , the expected value from the ground truth patch is  $15.104412573075516d$  (looked up in a list of hard-coded results), however the an actual value of *patch1-Math-93-ACS* is  $15.104412573075518d$ . Thus, an assertion failure is caused and RGT classifies this patch as an overfitting patch because of the behavior differences. This false positive case would have been avoided if no optimization was introduced in the human-written patch taken as ground truth.

**Listing 4: A Null Pointer Exception Thrown**

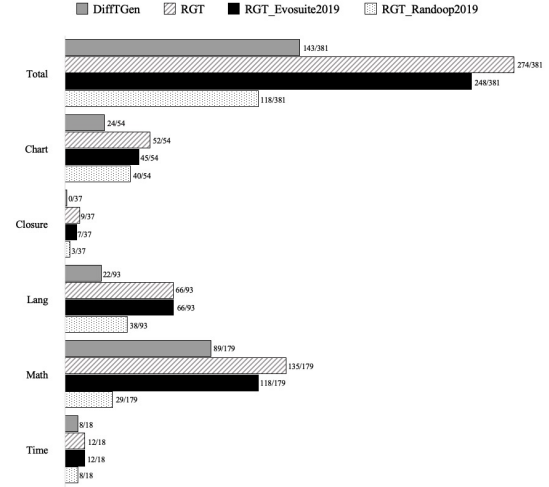
```
593 for (int i = 0; i < this.data.size(); i++) {
594     XYDataItem item = (XYDataItem) this.data.get(i);
595     if (item.getX().equals(x)) {
```

**IMPERFECT** Two cases are falsely classified as overfitting due to the imperfection of human-written patches. They both cause behavioral difference category  $D_{exc2}$  that no exception is expected from a ground truth program while exceptions are thrown from a patched program. The *patch1-Chart-5-Arja* throws a null pointer exception because variable `item` is null when executing some RGT tests. The code snippet is given at line 595 of Listing 4. The human-written patch returns earlier, before executing the problematic code snippet, while the fix by *patch1-Chart-5-Arja* is later in the execution flow. Hence, an exception is thrown from *patch1-Chart-5-Arja* but not from the human-written patch for the illegal input. The patch of *patch1-Math-86-Arja* can be considered better than the human-written patch because it is able to signal the illegal value NAN by throwing an exception while the human-written patch silently ignores the error.

*Is the human written patch a perfect ground truth?* RGT and related techniques are based on the assumption that the human-written patches are fully correct. Thus, when a test case differentiates a machine patch and the human-written patch, the machine patch is considered as overfitting. The experimental results we have presented confirm that human-written patches are not perfect. There is the obvious case that the human patch itself may be problematic [8]. Beyond that, as shown in this section, optimization introduced at the same commit of bug fixing and other limitations influence overfitting patch identification of RGT.

Answers to RQ2: According to this experiment, the false positive rate of using RGT patch assessment is  $6/257 = 2.3\%$ . Considering this false positive rate as reasonable, researchers can rely on this technique for providing better assessment results of their program repair contributions. Our detailed case studies warn that blindly considering the human-written patch as a perfect ground truth is fallacious. To our knowledge, this is the first analysis of the false positives for automatic patch assessment.

**Figure 1: The Effectiveness of RGT and DiffTGen**



#### 4.5 Result of RQ3: effectiveness of RGT compared to DiffTGen

We have executed 30 runs of DiffTGen over  $D_{correct}$ . DiffTGen identifies 2 patches as overfitting, 2 patches that were misclassified as correct, they are *patch2-Lang-51-Jaid* and *patch1-Math-73-JGenProg2015*. Both patches are also classified as overfitting by RGT patch assessment. RGT patch assessment identifies 8 more misclassified patches, which is more effective.

Per the core algorithm of DiffTGen and its implementation, DiffTGen can only handle category  $D_{assert}$  of behavioral difference (value difference in assertion). However, DiffTGen fails to identify another two misclassified patches also found by RGT of  $D_{assert}$  category: *patch1-Lang-58-Nopol2015* and *patch1-Lang-41-SimFix*. Because DiffTGen fails to sample an input that differentiates the instrumented patched program to the ground truth program.

Further, we have performed 30 executions of RGT tests and DiffTGen over the whole 381 patches from  $D_{overfitting}$ .  $RGT_{Evosuite2019}$  yields 7,923 test failures and  $RGT_{Randoop2019}$  yields 65,819 test failures. As a result, DiffTGen identifies 143/381 overfitting patches. RGT classifies 274/381 patches as overfitting. According to this experiment, RGT patch assessment improves over DiffTGen.

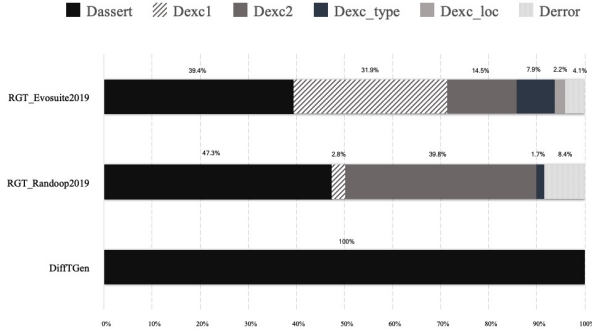
Figure 1 shows the number of overfitting patches over  $D_{overfitting}$  dataset by RGT and DiffTGen. RGT gives better results than DiffTGen for all projects. An outlier case is Closure, we can see that the effectiveness is low, both for RGT (9/37) and for DiffTGen (0/37). After analysis, the reason is that Closure has a majority of private methods and third party APIs. As a result, the considered automated test generators are ineffective in sampling good inputs.

Figure 2 shows the proportion of behavioral differences detected by RGT tests and DiffTGen per the taxonomy presented in Table 2. The proportions are computed over 7,923 test failures of  $RGT_{Evosuite2019}$ , 65,819 test failures of  $RGT_{Randoop2019}$ , and 143 behavioral differences detected by DiffTGen.  $RGT_{Evosuite2019}$  (top horizontal bar) detects 6 different categories of differences and

**Table 6: Time Cost of RGT Patch Assessment**

	RGT				
	<i>Evosuite</i> <sub>2019</sub>	<i>Randoop</i> <sub>2019</sub>	<i>Evosuite</i> <sub>ASE15</sub>	<i>Randoop</i> <sub>ASE15</sub>	<i>Evosuite</i> <sub>EMSE18</sub>
Test generation (TCGen)	136.3 hrs	109.7 hrs	-	-	-
Sanity check (SC)	2.9 hrs	2.5 hrs	1.3 hrs	2.6hrs	1.1 hrs
Test execution on $D_{correct}$ (EXEC1)	6.2 hrs	5.2 hrs	1.6 hrs	5.1hrs	1.7hrs
Test execution on $D_{overfitting}$ (EXEC2)	9.1 hrs	7.7 hrs	2.3 hrs	7.6hrs	2.3hrs
sum in hours	154.5 hrs	125.1 hrs	5.2 hrs	15.3 hrs	5.1 hrs

**Figure 2: Types of Behavioral Differences Detected by RGT and DiffTGen**



$RGT_{Randoop2019}$  detects 5 categories. DiffTGen is only able to detect behavioral differences due to assertion failure between expected and actual values. In all cases, we see that assertion failure is the most effective category to detect behavioral differences and overfitting patches. Exceptions are effective to detect behavioral differences. It is the key factor for RGT’s effectiveness over DiffTGen. Interestingly, the two considered test generators are not equally good at generating exceptional cases, eg. 31.9% of  $RGT_{Evosuite2019}$  failing tests expose differences of category  $D_{exc1}$  while only 2.8% of  $RGT_{Randoop2019}$  tests do so. Similarly, we note that Randoop does not support exception assertions based on the throw location (0% of  $D_{exc\_loc}$ ).

Answer to RQ3: Out of 381 patches claimed as overfitting by manual analysis, RGT automatically identifies 274 / 381 (72%) of them. RGT improves the state-of-the-art technique DiffTGen by 190% (274 versus 143 patches detected as overfitting). RGT is a fully automated technique that can alleviate researchers to manually label overfitting patches. By using RGT patch assessment, the research community can provide assessment results at a larger scale. The most related experiments are [14] and [32] based on 135 and 79 overfitting patches respectively. Our experiment is performed on 2.8X and 4.8X larger dataset.

#### 4.6 Result of RQ4: time cost of RGT patch assessment

Table 6 give the time cost of RGT patch assessment. The first column gives the breakdown of time cost as explained in subsection 3.4. The second and third columns give the cost for the RGT tests we

have generated ourselves for this study, while the fourth to sixth columns are the three categories of RGT tests generated in previous research projects shared by their respective authors. TCGen time is not available for the previous generated RGT tests. They were reported by their authors because it is not our goal, thus we put a ‘-’ in the corresponding cells. For example, the first row indicates  $RGT_{Evosuite2019}$  required 136.3 hours for test case generation, 2.9 hours for performing the sanity check, and 6.2 hours for  $D_{correct}$  patches execution and 9.1 hours for  $D_{overfitting}$ .

We observe that TCGen is the dominant time cost of RGT patch assessment, it takes 136.3/154.5 hours (88.2%) and 109.7/125.1 hours (87.7%) respectively for  $RGT_{Evosuite2019}$  and  $RGT_{Randoop2019}$ .

The three sets of previously generated RGT tests require 5.2, 15.3 and 5.1 hours in accessing patch correctness for  $D_{correct}$  and  $D_{overfitting}$  dataset. Reusing tests from previous research is a significant time saver.

Note that the execution time of  $RGT_{EvosuiteASE15}$  is less than  $RGT_{Evosuite2019}$ . This is because  $RGT_{EvosuiteASE15}$  contains only 10 runs test generation but  $RGT_{Evosuite2019}$  contains 30 runs. With the same number of test generation config,  $RGT_{EvosuiteEMSE18}$  goes faster than  $RGT_{Evosuite2019}$ , because it only contains tests for 42 bugs.

Now we take a look at the effectiveness of RGT tests from previous research. RGT tests generated from previous research identifies 9 out of 10 misclassified patches from  $D_{correct}$  (the missing one is *patch1-lang-35-ACS*). From  $D_{overfitting}$ , a total of 219 overfitting patches are identified by the previous generated RGT tests. Recall that  $RGT_{Evosuite2019}$  and  $RGT_{Randoop2019}$  together identifiers 274 overfitting patches for  $D_{overfitting}$ . Despite a fewer number of tests, RGT tests from previous research achieve 80% (219/274) effectiveness compared to new generated RGT tests. Thus, RGT tests generated from previous research is considered effective and efficient for patch correctness assessment usage.

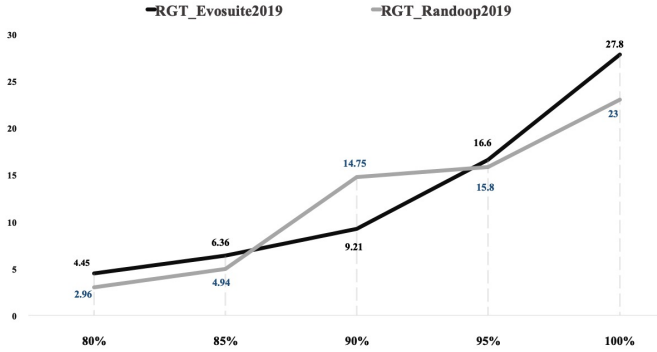
Answer to RQ4: Over 87% of the time cost of RGT patch assessment is spent in test case generation. However, it is possible to reuse previously generated RGT tests for time-saving. This also improves scientific reproducibility and coherence because all researchers can assess the APR patches with the same generated tests.

#### 4.7 Result of RQ5: trade-off between test generation and effectiveness of RGT

Based on 1000 random groups of 30 RGT test generations executed over  $D_{overfitting}$ , Figure 3 illustrates the average number of test generations and their effectiveness. Please note that the effectiveness is compared with 30 test generations. Recall that



**Figure 3: The number of overfitting patches found depending on the number of generations**



$RGT_{Evosuite2019}$  and  $RGT_{Randoop2019}$  identify 248 and 148 overfitting patches individually from  $D_{overfitting}$ . Thus, for instance, their 80% effectiveness means to identify 198 and 118 overfitting patches respectively.

For both techniques, the more number of test generations perform better effectiveness of RGT assessment. Nevertheless, even a small number of test generations obtain 80% of effectiveness with an average of 4.45 and 2.96 runs respectively. To achieve the last 5% effectiveness (from 95% to 100%), the cost of test generations is the most expensive.

For  $RGT_{Evosuite2019}$ , the trade-off is considered at around 9 test generations which perform 90% effectiveness of overfitting patch identification. The cost of the test generation significantly increases to obtain more than 90% effectiveness. With an average 27.8 test generations, all overfitting patches are found. This shows test generators may occasionally sample inputs for some corner cases to identify overfitting patches.

For  $RGT_{Randoop2019}$ , the number of test generations is quite close, 14.75 and 15.8 in average, for achieving 90% and 95% effectiveness. In our experiment, the trade-off is considered at around 16 test generations that equivalent to 95% effectiveness of overfitting patch classification.

Answer to RQ5: The more number of test generations for RGT assessment, the better effectiveness for overfitting patch identification. Yet, a trade-off exists between time spent in test generation and automated patch assessment effectiveness: 9 runs of Evosuite and 16 runs of Randoop. This provides a practical configuration guideline for future research and experiments.

## 4.8 Actionable Data

This works provides actionable data for future research in automatic program repair.

**A dataset of 638 APR patches for Defects4J** We have collected and canonicalized 638 original patches from 14 different repair systems that form our experiment dataset. All patches have gone through strict sanity checks. This is a reusable asset for future

research in program repair in particular to study anti-overfitting techniques and behavioral analysis.

**A dataset of 4,477,707 RGT tests for Defects4J** We have curated 4,477,707 generated test cases from two test generation systems. They complement the manual tests written by developers, with new assertion, and new input points sampled from the input space. Overall, they provide a specification for Defects4J bugs. Given the magnitude, it is possibly the best specification ever of the expected behavior of Defects4J bugs. This is essential for program repair research which heavily relies on Defects4J. We believe it could of great value as well in other research fields such as fault localization, testing.

## 5 THREATS TO VALIDITY

We now discuss the threats to the validity of our results.

*Threats to internal validity* A threat to internal validity relate to the implementation of the methodology techniques. 1) Threats to validity in RGT. The removal of flaky tests from RGT may discard test inputs that could expose behavioral differences. For this reason, the results we report are potentially an under-estimation of RGT's effectiveness. 2) Threats to validity in DiffTGen. DiffTGen requires mandatory configuration about syntactic deltas, which are not provided by the authors of DiffTGen. Consequently, in our experiment, we improved DiffTGen to automatically generate the delta information. We observe that minor differences in those deltas could produce different results: this poses a threat to the DiffTGen results reported in this paper.

*Threats to external validity* The threats to external validity correspond to the generalizability of our findings. In this paper, we perform our experiments on the Defects4J benchmark with 638 patches. We acknowledge that the results may differ if another bug benchmark is used [5, 17]. Future research on other benchmarks will further improve the external validity. To the best of our knowledge, our experiment on analyzing 638 patches from automatic repair research with 4,477,707 generated tests is the largest ever reported.

## 6 RELATED WORK

We now discuss the related work on patch correctness assessment and approaches focusing on alleviating overfitting patch generation.

### 6.1 Patch Assessment

To assess a patch, it is required to be able to cover the patch. Marinescu and Cadar [18] proposed KATCH for generating tests that cover patches. KATCH uses symbolic execution to generate test inputs that are able to cover the patched code. In this paper, we use search-based test generation and not symbolic execution.

The work most related to our paper is the study by Le et al. [14]. In their study, they investigate the reliability ual analysis and automatic patch correctness assessment with DiffTGen and Randoop. There are major differences between [14] and our papers: 1) we provide novel experiments to comprehensively study automatic patch correctness assessment, incl. false positive measurement, time cost estimation, and trade-off analysis; (2) they consider patches generated by 8 repair systems while we consider 14 repair systems; (3) their dataset is composed of 150 patches for Defects4J while

our dataset contains 638 patches; (4) they consider two automatic assessment techniques: DiffTGen and Randoop while also consider Evosuite.

Ye et al. [37] use RGT tests to access patch correctness on QuixBug benchmark. There are major differences between [37] and our papers: (1) their experiment is performed on small buggy programs which the line of code ranging from 9 to 67 lines. Our experiment is performed on real-world bug repository. (2) their dataset is composed of 64 patches while our dataset contains 638 patches.

There are several works focusing on alleviating overfitting patches generation from the perspective of practical usage, which is not an automatic patches correctness assessment for scientific study.

Xiong et al. [34] propose PATCH-SIM to heuristically determines the correctness of the generated patches without oracles. They run the tests before and after patching the buggy program and check the degree of behavior change. This technique could be improved by comparing the test execution difference with a ground truth program for scientific study. However, due to the high cost of execution traces comparison, this approach for scientific patch assessment is too expensive.

Tan et al. [28] aim to identify the overfitting patches with the predefined templates to capture typical overfitting behaviors. They propose anti-pattern to assess whether patch violates specific static structures. On the contrary, RGT fully relies on program runtime behavioral differences to identify an overfitting patch. While related, an anti-pattern is not considered for assessing patch correctness. Based on their static structures, the syntactically different yet semantically equivalent patches are typically discarded with anti-patterns, as discussed by the authors

Opad by [36], a technique based on implicit oracles for detecting overfitting patches that introduce crashes or memory-safety problems. Using this approach for automatic patch correctness assessment would only be an under the approximation of overfitting patches, and also useless for Java where there are no memory problems.

D’Antoni et al. [4] propose Qclose to quantify the changes between the program and the potential patch in terms of syntactic distances and semantic distances. They use program execution traces as a measure to rank patches. With the ground truth patch, this technique can be used to assess the correctness of automatic repair patches.

In S3 [11], the syntactic and semantic distance between a patched and a buggy program is used to drive synthesis for generating less overfitting patches. This approach could be extended with a ground truth patch to calculate the syntactic and semantic distances between an automatic repair patch and a ground truth patch for the usage of automatic patch assessment.

Overall, all those techniques are overfitting patches identification techniques embedded in the repair process, they are not techniques for scientific evaluations of program repair research.

## 6.2 Study of Overfitting

Smith et al. [27] find the overfitting patches fix certain program behaviors, however, they tend to break otherwise correct behaviors. They study the impact of test suites coverage on generating correct patches: test suites with higher coverage lead to higher quality

patches. Consequently, patches generated with lower coverage test suites are prone to be overfitting. Our study has a different scope, we look at the usage of generated tests for automatic correctness assessment, not the impact of coverage.

Long and Rinard [16] conduct an analysis of the search spaces of two APR systems. Their analysis shows that in the search space, there exist more overfitting patches than correct patches: those overfitting patches that nevertheless pass all of the test cases are typically orders of magnitude more abundant. This presents the need for automatic patch assessment technique. Our result of automatic patch correctness is encouraging news for researchers on accessing overfitting patches at scale.

Le et al. [13] perform an empirical overfitting study of automatic program repair on IntroClass and Codeflaws benchmarks. They confirm automatic program repair indeed produce over 70% overfitting patches. By using RGT patch assessment, a majority of manual work could be saved for APR patch correctness assessment.

Yu et al. [38] analyze the overfitting problem in program repair and identify two overfitting issues: incomplete fixing (A-Overfitting) and regression introduction (B-Overfitting). The former one is about the fact that the generated patches partially repair the bug while the later one is about those patches which break already correct behaviors. Their experiments show that automatically generated tests are valuable to identify B-Overfitting(regression introduction). Our study to some extent confirms and complements their results. RGT tests based on regression oracles are effective to detect behavioral differences. Their experiment is performed on 42 patches, our study has a much larger scope with automatic assessment of 638 patches (15 times bigger).

## 7 CONCLUSION

We have presented an original study of automated patch assessment in this paper. Our study confirms that manual patch correctness analysis is error-prone. Our automatic patch assessment technique identifies 10 overfitting patches that were misclassified as correct by previous research. All of them have been confirmed by the original authors (RQ1). However, automatic patch assessment is not completely perfect. We also measured a false positive rate of 2.3% and discussed the false-positive cases in detail (RQ2). Overall, automatic patch assessment is effective and discards 72% overfitting patches, which saves much manual effort by APR researchers (RQ3). Our experiment also shows that over 87% time cost of RGT assessment is spent in test case generation (RQ4) and that a trade-off exists between time spent in test generation and automated patch assessment effectiveness (RQ5).

Our results are encouraging news for researchers in the program repair community: automatically generated test cases do help to assess patch correctness in scientific studies. To support the community and encourage automated patch assessment in future program repair experiments on Defects4J bugs, we make the datasets of 638 patches and 4,477,707 generated tests publicly available.

## 8 ACKNOWLEDGMENTS

This work was supported by the Wallenberg AI, Autonomous Systems and Software Program(WASP) funded by the Knut and Alice Wallenberg Foundation.

## REFERENCES

- [1] Andrea Arcuri and Lionel Briand. 2011. A Practical Guide for Using Statistical Tests to Assess Randomized Algorithms in Software Engineering. In *Proceedings of the 33rd International Conference on Software Engineering (ICSE '11)*.
- [2] L. Chen, Y. Pei, and C. A. Furia. 2017. Contract-based program repair without the contracts. In *2017 32nd IEEE/ACM International Conference on Automated Software Engineering (ASE)*.
- [3] Zimin Chen, Steve Kommrusch, Michele Tufano, Louis-Noël Pouchet, Denys Poshyvanyk, and Martin Monperrus. 2019. SequenceR: Sequence-to-Sequence Learning for End-to-End Program Repair. *CoRR* abs/1901.01808 (2019).
- [4] Loris D'Antoni, Roopsha Samanta, and Rishabh Singh. 2016. Qlose: Program Repair with Quantitative Objectives. In *Computer Aided Verification*, Swarat Chaudhuri and Azadeh Farzan (Eds.). Springer International Publishing, Cham, 383–401.
- [5] Thomas Durieux, Fernanda Madeiral, Matias Martinez, and Rui Abreu. 2019. Empirical Review of Java Program Repair Tools: A Large-Scale Experiment on 2,141 Bugs and 23,551 Repair Attempts. In *Proceedings of the 27th ACM Joint European Software Engineering Conference and Symposium on the Foundations of Software Engineering (ESEC/FSE '19)*. <https://arxiv.org/abs/1905.11973>
- [6] Gordon Fraser and Andrea Arcuri. 2011. EvoSuite: automatic test suite generation for object-oriented software. In *ESEC/FSE '11 Proceedings of the 19th ACM SIGSOFT symposium and the 13th European conference on Foundations of software engineering*.
- [7] Luca Gazzola, Daniela Micucci, and Leonardo Mariani. 2017. Automatic Software Repair: A Survey. *IEEE Transactions on Software Engineering* (2017).
- [8] Zhongxian Gu, Earl T. Barr, David J. Hamilton, and Zhendong Su. 2010. Has the Bug Really Been Fixed?. In *Proceedings of the 32Nd ACM/IEEE International Conference on Software Engineering - Volume 1 (ICSE '10)*. ACM, New York, NY, USA.
- [9] Jinru Hua, Mengshi Zhang, Kaiyuan Wang, and Sarfraz Khurshid. 2018. Towards Practical Program Repair with On-Demand Candidate Generation. In *Proceedings of the 40th International Conference on Software Engineering*.
- [10] Jiajun Jiang, Yingfei Xiong, Hongyu Zhang, Qing Gao, and Xiangqun Chen. 2018. Shaping Program Repair Space with Existing Patches and Similar Code (ISSTA).
- [11] Xuan-Bach D. Le, Duc-Hiep Chu, David Lo, Claire Le Goues, and Willem Visser. 2017. S3: Syntax- and Semantic-guided Repair Synthesis via Programming by Examples. In *Proceedings of the 2017 11th Joint Meeting on Foundations of Software Engineering (ESEC/FSE 2017)*.
- [12] Xuan Bach D Le, David Lo, and Claire Le Goues. 2016. History driven program repair. In *Software Analysis, Evolution, and Reengineering (SANER)*, 2016 IEEE 23rd International Conference on, Vol. 1. IEEE, 213–224.
- [13] Xuan-Bach D. Le, Ferdian Thung, David Lo, and Claire Le Goues. 2018. Overfitting in Semantics-based Automated Program Repair. In *Proceedings of the 40th International Conference on Software Engineering (ICSE '18)*. ACM, New York, NY, USA, 163–163.
- [14] Xuan-Bach D. Le, Lingfeng Bao, David Lo, Xin Xia, and Shanping Li. 2019. On Reliability of Patch Correctness Assessment. In *Proceedings of the 41st ACM/IEEE International Conference on Software Engineering*.
- [15] X. Liu and H. Zhong. 2018. Mining stackoverflow for program repair. In *2018 IEEE 25th International Conference on Software Analysis, Evolution and Reengineering (SANER)*.
- [16] Fan Long and Martin Rinard. 2016. An Analysis of the Search Spaces for Generate and Validate Patch Generation Systems. In *Proceedings of the 38th International Conference on Software Engineering (ICSE '16)*. ACM, New York, NY, USA, 702–713.
- [17] Fernanda Madeiral, Simon Urli, Marcelo Maia, and Martin Monperrus. 2019. Bears: An Extensible Java Bug Benchmark for Automatic Program Repair Studies. In *Proceedings of the 26th IEEE International Conference on Software Analysis, Evolution and Reengineering (SANER '19)*. IEEE, Hangzhou, China, 468–478.
- [18] Paul Dan Marinescu and Cristian Cadar. 2013. KATCH: High-Coverage Testing of Software Patches. In *European Software Engineering Conference / ACM SIGSOFT Symposium on the Foundations of Software Engineering (ESEC/FSE 2013)*. 235–245.
- [19] Matias Martinez, Thomas Durieux, Romain Sommerard, Jifeng Xuan, and Martin Monperrus. 2016. Automatic Repair of Real Bugs in Java: A Large-Scale Experiment on the Defects4J Dataset. *Springer Empirical Software Engineering* (2016).
- [20] Matias Martinez and Martin Monperrus. 2018. Ultra-Large Repair Search Space with Automatically Mined Templates: the Cardumen Mode of Astor. In *SSBSE 2018 - 10th International Symposium on Search-Based Software Engineering*, Vol. 11036. 65–86. [https://doi.org/10.1007/978-3-319-99241-9\\_3](https://doi.org/10.1007/978-3-319-99241-9_3)
- [21] Martin Monperrus. 2017. Automatic Software Repair: A Bibliography. *ACM Comput. Surv.* 51, 1, Article 17 (Jan. 2017), 24 pages.
- [22] Carlos Pacheco and Michael D. Ernst. 2007. Randoop: Feedback-directed Random Testing for Java. In *Companion to the 22Nd ACM SIGPLAN Conference on Object-oriented Programming Systems and Applications Companion (OOPSLA '07)*. 815–816.
- [23] Zichao Qi, Fan Long, Sara Achour, and Martin Rinard. 2015. An Analysis of Patch Plausibility and Correctness for Generate-and-validate Patch Generation Systems. In *Proceedings of the 2015 International Symposium on Software Testing and Analysis (ISSTA 2015)*.
- [24] Zichao Qi, Fan Long, Sara Achour, and Martin Rinard. 2015. An Analysis of Patch Plausibility and Correctness for Generate-and-validate Patch Generation Systems. In *Proceedings of the 2015 International Symposium on Software Testing and Analysis (ISSTA 2015)*.
- [25] Ripon K. Saha, Yingjun Lyu, Hiroaki Yoshida, and Mukul R. Prasad. 2017. ELIXIR: Effective Object Oriented Program Repair. In *Proceedings of the 32Nd IEEE/ACM International Conference on Automated Software Engineering (ASE 2017)*. IEEE Press, Piscataway, NJ, USA, 648–659.
- [26] Sina Shamshiri, Rene Just, Jose Miguel Rojas, Gordon Fraser, Phil McMinn, and Andrea Arcuri. 2015. Do Automatically Generated Unit Tests Find Real Faults? An Empirical Study of Effectiveness and Challenges. In *Proceedings of the 30th IEEE/ACM International Conference on Automated Software Engineering (ASE)*.
- [27] Edward K. Smith, Earl T. Barr, Claire Le Goues, and Yuriy Brun. 2015. Is the Cure Worse Than the Disease? Overfitting in Automated Program Repair. In *Proceedings of the 2015 10th Joint Meeting on Foundations of Software Engineering (ESEC/FSE 2015)*.
- [28] Shin Hwei Tan, Hiroaki Yoshida, Mukul R. Prasad, and Abhik Roychoudhury. 2016. Anti-patterns in Search-based Program Repair. In *Proceedings of the 2016 24th ACM SIGSOFT International Symposium on Foundations of Software Engineering (FSE 2016)*. 727–738.
- [29] Ming Wen, Junjie Chen, Rongxin Wu, Dan Hao, and Shing-Chi Cheung. 2018. Context-Aware Patch Generation for Better Automated Program Repair. In *Proceedings of the 40th International Conference on Software Engineering (ICSE '18)*.
- [30] Martin White, Michele Tufano, Matias Martinez, Martin Monperrus, and Denys Poshyvanyk. 2017. Sorting and Transforming Program Repair Ingredients via Deep Learning Code Similarities. *CoRR* abs/1707.04742 (2017).
- [31] Tao Xie. 2006. Augmenting Automatically Generated Unit-Test Suites with Regression Oracle Checking. In *ECOOP 2006 - Object-Oriented Programming*, Dave Thomas (Ed.).
- [32] Qi Xin and Steven P. Reiss. 2017. Identifying Test-Suite-Overfitted Patches through Test Case Generation. In *ISSTA*.
- [33] Q. Xin and S. P. Reiss. 2017. Leveraging syntax-related code for automated program repair. In *2017 32nd IEEE/ACM International Conference on Automated Software Engineering (ASE)*.
- [34] Yingfei Xiong, Xinyuan Liu, Muhan Zeng, Lu Zhang, and Gang Huang. 2018. Identifying patch correctness in test-based program repair. In *Proceedings of the 40th International Conference on Software Engineering*.
- [35] Yingfei Xiong, Jie Wang, Runfa Yan, Jiachen Zhang, Shi Han, Gang Huang, and Lu Zhang. 2017. Precise Condition Synthesis for Program Repair. In *Proceedings of the 39th International Conference on Software Engineering*.
- [36] Jinqiu Yang, Alexey Zhikhartsev, Yuefei Liu, and Lin Tan. 2017. Better test cases for better automated program repair. In *In Proceedings of 2017 11th Joint Meeting of the European Software Engineering Conference and the ACM SIGSOFT Symposium on the Foundations of Software Engineering, Paderborn, Germany, September 4–8, 2017 (ESEC/FSE'17)*, 11 pages.
- [37] H. Ye, M. Martinez, T. Durieux, and M. Monperrus. 2019. A Comprehensive Study of Automatic Program Repair on the QuixBugs Benchmark. In *2019 IEEE 1st International Workshop on Intelligent Bug Fixing (IBF)*.
- [38] Zhongxing Yu, Matias Martinez, Benjamin Danglot, Thomas Durieux, and Martin Monperrus. 2018. Alleviating patch overfitting with automatic test generation: a study of feasibility and effectiveness for the Nopol repair system. *Empirical Software Engineering* (2018).
- [39] Yuan Yuan and Wolfgang Banzhaf. 2018. ARJA: Automated Repair of Java Programs via Multi-Objective Genetic Programming. In *IEEE Transactions on Software Engineering*.