

# GRADIENT DESCENT: THE ULTIMATE OPTIMIZER

Kartik Chandra<sup>1</sup> Erik Meijer<sup>2</sup>  
Samantha Andow<sup>2</sup> Emilio Arroyo-Fang<sup>2</sup> Irene Dea<sup>2</sup> Johann George<sup>2</sup> Melissa Grueter<sup>2</sup> Basil Hosmer<sup>2</sup>  
Steffi Stumpos<sup>2</sup> Alanna Tempest<sup>2</sup> Shannon Yang<sup>2</sup>

## ABSTRACT

Working with any gradient-based machine learning algorithm involves the tedious task of tuning the optimizer’s hyperparameters, such as the learning rate. There exist many techniques for automated hyperparameter optimization, but they typically introduce even more hyperparameters to control the hyperparameter optimization process. We propose to instead learn the hyperparameters themselves by gradient descent, and furthermore to learn the hyper-hyperparameters by gradient descent as well, and so on *ad infinitum*. As these towers of gradient-based optimizers grow, they become significantly less sensitive to the choice of top-level hyperparameters, hence decreasing the burden on the user to search for optimal values.

## 1 INTRODUCTION

Usually we think of using gradient descent to optimize weights and other parameters of neural networks. Differentiable programming languages promise to make arbitrary code differentiable, allowing us to use gradient descent to optimize *any* program parameter that would otherwise be hard-coded by a human. Hence, there is no reason we should not be able to use gradient descent to optimize quantities other than the weights of a neural network, for instance hyperparameters like the gradient descent step size. But we don’t need to stop there, and we can just as well learn the hyper-hyperparameters used to optimize those hyperparameters, along with other constants occurring in gradient descent optimizers (Ruder, 2016).

In this paper we show that differentiable programming makes it practical to tune arbitrarily tall recursive towers of optimizers, where each optimizer adjusts the hyperparameters of its descendant:

- Like Baydin et al. (2017), we independently rediscovered the idea of Almeida et al. (1999) to implement efficient on-line hyperparameter optimizers by gradient descent. However, we generalize the approach of Baydin et al. in several dimensions.
- In Section 3 we show how to craft the automatic differentiation (AD) computation graph such that the cal-

<sup>1</sup>Stanford University, Palo Alto, California, USA <sup>2</sup>Facebook, Menlo Park, California, USA. Correspondence to: Kartik Chandra <kach@cs.stanford.edu>, Erik Meijer <erikm@fb.com>.

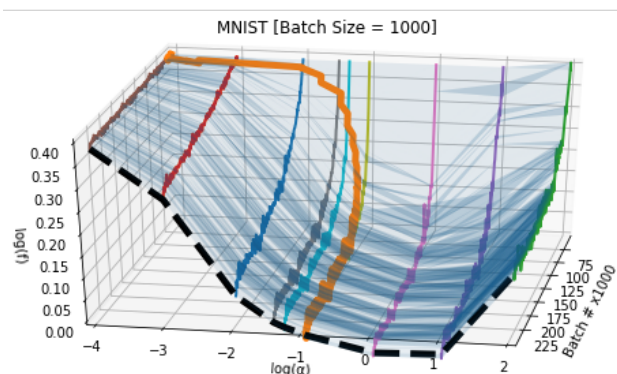


Figure 1. The “hyperoptimization surface” described in Section 2. The thin solid traces are of vanilla SGD optimizers with a variety of choices for the hyperparameter  $\alpha$ . The thick orange trace is our desired behavior, where the “hyperoptimizer” learns an optimal  $\alpha$  over the course of the training, and thus outperforms the vanilla optimizer that begins at the same  $\alpha$ .

culations to derive the hyperparameter update formula performed manually by Baydin et al. come “for free” as a result of reverse-mode automatic differentiation, just like the update rule for the weights does. This eliminates the need for certain tedious manual computations.

- In Section 3.3 we utilize this newfound power to differentiate with respect to hyperparameters beyond just the learning rate, such as Adam’s  $\beta_1$ ,  $\beta_2$ , and  $\epsilon$ , and in Section 4.2 show empirically that learning these extra hyperparameters improves results.
- Furthermore, in Section 3.4, we realize the vision of

recursively stacking multiple levels of hyperparameter optimizers that was only hypothesized by [Baydin et al.](#) Hyperparameter optimizers can themselves be optimized, as can *their* optimizers, and so on ad infinitum. We demonstrate empirically in Section 4.4 that such towers of optimizers are scalable to many recursive levels.

- Section 4.3 shows that taller stacks of hyperoptimizers are indeed significantly less sensitive to the choice of top-level hyperparameters. This reduces the burden on humans responsible for tuning the hyperparameters — rather than “seeking needles in a haystack,” we can instead simply “shoot fish in a barrel.”

## 2 DIFFERENTIATING OPTIMIZERS

What does it mean to optimize an optimizer? Consider Figure 1, which depicts a “hyperoptimization surface” for using stochastic gradient descent (SGD) to optimize some loss function  $f$ . Each thin trace is a loss curve of SGD with the given step size hyperparameter  $\alpha$ . These loss curves form cross-sections of the surface along the  $\alpha$  axis, parallel to the batch-number/loss plane.

Notice that with  $\alpha < 10^{-1}$  SGD performs poorly because the parameters update too slowly to make meaningful progress by the end of the training period. Similarly, for  $\alpha > 10^1$  SGD also performs poorly because the parameter updates are too noisy to converge to the optimum. The optimal hyperparameter is therefore somewhere between  $10^{-1}$  and  $10^1$ . If we were training this model, we would have to manually discover this range by experimentation.

Instead, imagine if we could utilize a variant of SGD to climb down this surface no matter where we started, as demonstrated by the thick orange trace. Unlike the thin traces of vanilla SGD, the thick orange trace is not confined to a single plane — though it begins at the highly sub-optimal  $\alpha = 10^{-4}$ , it gradually “learns” to increase  $\alpha$ , and attains a final loss function on par with the optimal hyperparameter for vanilla SGD. In Section 3 we will describe how to achieve this by adjusting  $\alpha$  at each step of SGD.

Note that our approach is not limited to tuning just step sizes. The Adam optimizer, for example, already intelligently adjusts the step size for each parameter based on past progress ([Kingma & Ba, 2014](#)). However, Adam still has its *own* fixed hyperparameters: the learning rate  $\alpha$ , the two moment coefficients  $\beta_1, \beta_2$ , and the factor  $\epsilon$  used to avoid division by zero. For instance, the recommended default for  $\epsilon$  is often quoted as  $10^{-8}$ , but as the [TensorFlow documentation](#) remarks, sometimes it is better to use 1.0 or 0.1 instead. As we show in Section 3.3, we can tune these additional hyperparameters automatically.

Existing work ([Maclaurin et al., 2015](#); [Pedregosa, 2016](#); [Franceschi et al., 2017](#)), attempts to learn a single optimal hyperparameter for the *entire* training history — by gradient descent on the dashed black “U” in Figure 1. This is inefficient because it requires memory to store the entire unrolled run. Our work, along with [Baydin et al. \(2017\)](#) and [Almeida et al. \(1999\)](#), uses a *stochastic* variant of the above instead: perform incremental updates to the hyperparameter in parallel with the learning. Since each incremental update only depends on its immediate history, we can “forget” all but a constant amount of information of the unrolled run that non-stochastic approaches have to “remember” and fully differentiate through.

## 3 IMPLEMENTATION

Consider some stochastic loss function  $f$  that we want to minimize using gradient descent, and let  $w_i$  be the weights at the beginning of step  $i$ . Let us first recall the standard weight update rule at step  $i$  for SGD, using some (fixed) step size  $\alpha$ :

$$w_{i+1} = w_i - \alpha \frac{\partial f(w_i)}{\partial w_i}$$

We would like to update  $\alpha$  as well at each step, so we will index it with the step number also: let  $\alpha_i$  be the step size at the beginning of step  $i$ . At each step, we will first update the step size to  $\alpha_{i+1}$  using some update rule yet to be derived, and then use the updated step size  $\alpha_{i+1}$  to update the weights from  $w_i$  to  $w_{i+1}$ .

$$\alpha_{i+1} = \alpha_i - \boxed{\text{adjustment for } \alpha_i}$$

$$w_{i+1} = w_i - \alpha_{i+1} \frac{\partial f(w_i)}{\partial w_i}$$

What should the adjustment for  $\alpha_i$  be? By analogy to  $w$ , we want to adjust  $\alpha_i$  in the direction of the gradient of the loss function with respect to  $\alpha_i$ , scaled by some hyper-step size  $\kappa$ . In other words, the adjustment should be  $\kappa(\partial f(w_i)/\partial \alpha_i)$ . Section 4.3 addresses the practical matter of the selection of this hyper-hyperparameter — for now, we will take  $\kappa$  as a given fixed constant. Our modified update rule is therefore:

$$\alpha_{i+1} = \alpha_i - \kappa \frac{\partial f(w_i)}{\partial \alpha_i} \tag{1}$$

$$w_{i+1} = w_i - \alpha_{i+1} \frac{\partial f(w_i)}{\partial w_i} \tag{2}$$

All that remains is to compute  $\partial f(w_i)/\partial \alpha_i$  in equation (1).

In the next section, we review how [Baydin et al. \(2017\)](#) compute this derivative by hand, obtaining an elegant and efficiently-computable expression. In the section that follows, we show how we can compute the partial derivative for the step size update completely automatically, exactly like the partial derivative for the weights. This makes it possible to generalize our approach in many different ways.

### 3.1 Computing the step-size update rule by hand

One option to compute  $\partial f(w_i)/\partial \alpha_i$ , explored by [Baydin et al. \(2017\)](#), is to proceed by direct manual computation of the partial derivative. Applying the chain rule to the derivative in question, we can compute

$$\frac{\partial f(w_i)}{\partial \alpha_i} = \frac{\partial f(w_i)}{\partial w_i} \cdot \frac{\partial w_i}{\partial \alpha_i} \quad (3)$$

$$= \frac{\partial f(w_i)}{\partial w_i} \cdot \frac{\partial \left( w_{i-1} - \alpha_i \frac{\partial f(w_{i-1})}{\partial w_{i-1}} \right)}{\partial \alpha_i} \quad (4)$$

$$= \frac{\partial f(w_i)}{\partial w_i} \cdot \left( -\frac{\partial f(w_{i-1})}{\partial w_{i-1}} \right) \quad (5)$$

where (4) is obtained by substituting the update rule in (2) for  $w_i$  and (5) is obtained by observing that  $w_{i-1}$  does not depend on  $\alpha_i$ , and can therefore be treated as a constant. In this particular case, the resulting expression is simple and elegant: the dot product of the preceding two gradients with respect to the weights, which as we see from equation (2) would have already been computed in order to update the weights themselves. We only need to remember the previous derivate, so this is very memory efficient and time efficient.

The direct-computation strategy works well when the update rule is easy to differentiate by hand with respect to the hyperparameter — in SGD as above, it is simply a multiplication by a constant, whose derivative is trivial. However, this is not always the case. Consider, for example, the update rule for the Adam optimizer, as in Algorithm 1 of [Kingma & Ba \(2014\)](#), which has a much more complicated dependence on the hyperparameters  $\beta_1$  and  $\beta_2$ . Differentiating the update rule by hand, we obtain the following results, caveat emptor:

$$\begin{aligned} \frac{\partial w_t}{\partial \alpha_t} &= -\frac{\hat{m}_t}{(\epsilon_t + \sqrt{\hat{v}_t})} \\ \frac{\partial w_t}{\partial \beta_{1t}} &= -\frac{\alpha_t \left( -\frac{\partial f(w_{t-1})}{\partial w_{t-1}} + m_{t-1} + t\beta_{1t}^{(t-1)} \hat{m}_t \right)}{(1 - \beta_{1t}^t) (\epsilon_t + \sqrt{\hat{v}_t})} \\ \frac{\partial w_t}{\partial \beta_{2t}} &= \frac{\alpha_t \hat{m}_t \sqrt{\hat{v}_t} \left( -\left( \frac{\partial f(w_{t-1})}{\partial w_{t-1}} \right)^2 + v_{t-1} + t\beta_{2t}^{(t-1)} \hat{v}_t \right)}{2v_t (\epsilon_t + \sqrt{\hat{v}_t})^2} \\ \frac{\partial w_t}{\partial \epsilon_t} &= \frac{\alpha_t \hat{m}_t}{(\epsilon_t + \sqrt{\hat{v}_t})^2} \end{aligned}$$

We see how again the derivatives of the loss function with respect to the hyperparameters  $\partial w_t/\partial \beta_{1t}$  and  $\partial w_t/\partial \beta_{2t}$  are defined in terms of the previous value of the the derivative for the actual parameters  $\partial f(w_{t-1})/\partial w_{t-1}$ , but embedded within a much more complex expression than before. Clearly, this manual approach to compute the hyperparameter update rules does not scale. However, with a little

bit of care we can actually compute these derivatives automatically by backwards AD, just like we do for regular parameters.

### 3.2 Computing the step-size update rule automatically

In order to compute  $\partial f(w_i)/\partial \alpha_i$  automatically, let us first briefly review the operational mechanics of reverse-mode automatic differentiation. Frameworks that provide reverse-mode AD ([Griewank, 2012](#)) to compute  $\partial f(w_i)/\partial \alpha_i$  do so by building up a backwards computation graph as the function is computed forwardly. For example, when a user computes the loss function  $f(w_i)$ , the framework internally stores a DAG whose leaves are the weights  $w_i$ , whose internal nodes are intermediate computations (for a DNN the outputs of each successive layer), and whose root is the concrete loss function such as `LogSoftmax`. The framework can then backpropagate from the backwards computation graph created for this root node, depositing gradients in each node as it descends, until the weights  $w_i$  at the leaf nodes have accumulated the gradient  $\partial f(w_i)/\partial w_i$ .

Once the gradient  $\partial f(w_i)/\partial w_i$  is computed by the backwards pass, we can then continue to update the weights  $w_{i+1} = w_i - \alpha/\partial f(w_i)\partial w_i$  as shown above, and repeat the cycle for the next training batch. However, an important consideration is for the weights to be “detached” from the computation graph before each iteration of this algorithm — that is, for the weights to be forcibly converted to leaves of the graph by removing any inbound edges. The effect of the “detach” operation is depicted in [Figure 2a](#). If this step is skipped, the next backpropagation iteration will continue beyond the current weights into the past. This is problematic in a couple of ways, depending on how the weight update is implemented. If the weight update is implemented as an in-place operation, then this will yield incorrect results as more and more gradients get accumulated onto the same node of the computation graph. If the weight update is implemented by creating a fresh node, then over time the computation graph will grow taller linearly in the number of steps taken; because backpropagation is linear in the size of the graph, the overall training would become quadratic-time and intractable.

Let’s peek inside the implementation of SGD in PyTorch ([Paszke et al., 2017](#)) as of commit `bb41e6` to see how this cutting-off is implemented in the actual source code:

```
# line 91 of sgd.py
d_p = p.grad.data
# ... momentum calculations omitted
# line 106
p.data.add_(-group['lr'], d_p)
```

Here, `p` represents the parameter being optimized (i.e.  $w_i$ )

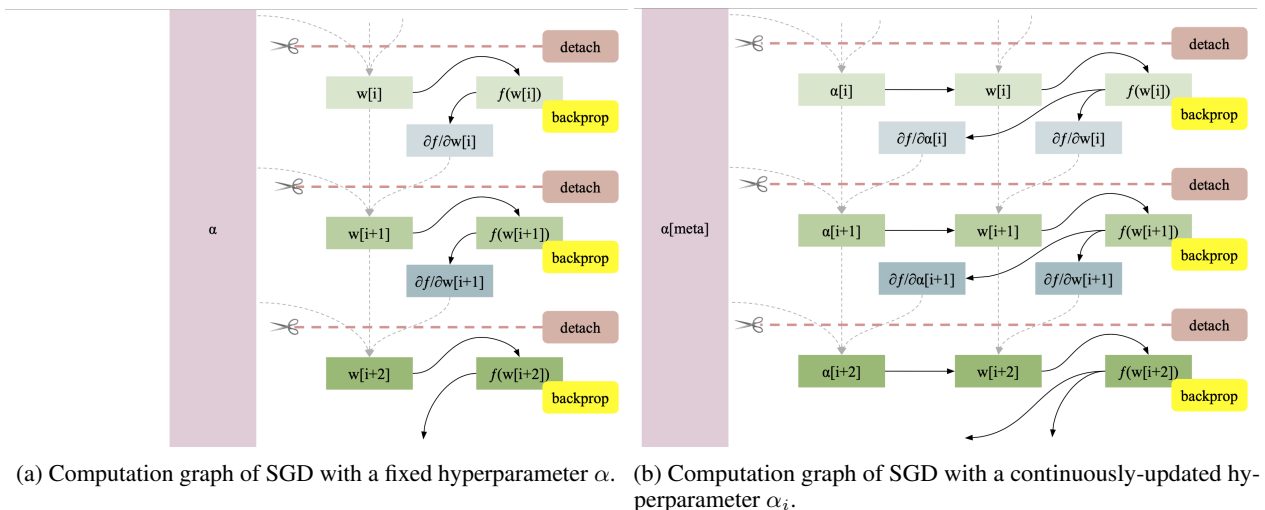


Figure 2. Comparing the computation graphs of vanilla SGD and HyperSGD.

and  $\text{lr}$  is the learning rate (i.e.  $\alpha$ ). A few more PyTorch-specific clarifications: `p.grad` retrieves the gradient of the loss function with respect to `p`. The call to `.add_` updates `p` in-place with the product of the arguments, that is, with  $-\alpha \cdot \partial f(w)/\partial w$ . Most importantly, the highlighted calls to `.data` implement the “detachment” by referring to the datastore of that variable directly, ignoring the associated computation graph information. Note that in vanilla PyTorch the step size is not learned, so no call to `.data` is required for the learning rate because it is internally stored as a raw Python float rather than a differentiable variable tracked by PyTorch.

For the sake of consistency let us rewrite this function, renaming variables to match the above discussion and promoting `alpha` to a differentiable variable in the form of a rank-0 tensor. In order to keep the computation graph clear, we will also update weights by creating fresh nodes rather than to change them in-place.

```
def SGD.__init__(self, alpha):
    self.alpha = tensor(alpha)

def SGD.adjust(w):
    d_w = w.grad.detach()
    w = w.detach() - self.alpha.detach() * d_w
```

The highlighted calls to `.detach()` correspond to detaching the weights and their gradients. Now, in order to have backpropagation deposit the gradient with respect to  $\alpha_i$  as well as  $w_i$ , we can simply refrain from detaching  $\alpha_i$  from the graph, detaching instead *its* parents. This is depicted in Figure 2b.

Notice in particular that because we want to compute  $\partial f(w_i)/\partial \alpha_i$  the edge from  $\alpha_i$  to  $w_i$  needs to remain intact. To implement this, instead of calling `.detach()` on `alpha` directly, we instead call `.detach()` on its parents

when adjusting it using equation (1). This change yields the following fully-automated hyperoptimization algorithm<sup>1</sup>:

```
def HyperSGD.adjust(w):
    # update alpha using Equation (1)
    d_alpha = self.alpha.grad.detach()
    self.alpha = self.alpha.detach() -
        kappa.detach() * d_alpha

    # update w using Equation (2)
    d_w = w.grad.detach()
    w = w.detach() - self.alpha.detach() * d_w
```

Notice that because we are only extending the computation graph by a little extra amount (corresponding to evaluating the optimizer), the backwards AD pass should not be significantly more computationally expensive. Section 4.4 presents an empirical evaluation of the computational cost to hyperoptimization.

### 3.3 The HyperAdam optimizer

As suggested in previous work (Maclaurin et al., 2015), it should be possible to apply gradient-based methods for tuning hyperparameters of common variations on SGD such as AdaGrad (Duchi et al., 2011), AdaDelta (Zeiler, 2012), or Adam (Kingma & Ba, 2014). The above implementation of HyperSGD generalizes quite easily to these optimizers. In this section we demonstrate the HyperAdam optimizer, which mostly follows by analogy to HyperSGD. Unlike previous work, which could only optimize Adam’s learning rate (Baydin et al., 2017), we are able to optimize all four hyperparameters of Adam automatically. Our evaluation in Section 4.2 demonstrates that this indeed useful to do.

<sup>1</sup>The example code in this section elides some small PyTorch-related details. Appendix A contains the full PyTorch source code for all examples and experiments in this paper.

There are, however, two important subtleties to be aware of.

First, because the hyperparameters  $\beta_1$  and  $\beta_2$  must be strictly in the domain  $(0, 1)$ , we clamp the “raw” values to this domain using a scaled sigmoid. Without this step, we might accidentally adjust these values outside their domains, which ultimately leads to arithmetic exceptions.

Second, the Adam optimizer involves the term  $\sqrt{\hat{v}_t}$ , which is continuous but not differentiable at  $\hat{v}_t = 0$ . Because Adam normally initializes  $v_0 = 0$ , backpropagation would fail on the very first step due to a division by zero error. We fix this problem by initializing  $v_0$  to  $\epsilon$  rather than 0.

These two subtleties reveal a limitation of our automatic approach to hyperparameter optimization: while the domain restrictions are evident in the explicit formulas presented above (notice, for example, the  $v_t$  in the denominator of the expression for  $\partial w_t / \partial \beta_{2t}$  derived above, which would immediately signal a user the potential for division-by-zero), they are more difficult to predict and debug if the derivatives are taken automatically. The hyperparameter update rule does not “know” the domains of the hyperparameters, and so it might step too far and lead to a mysterious crash or nan issue. In practice however, this has not been a showstopper.

Implementing these fixes, and remembering to `.detach()` the Adam intermediate state (i.e.  $m_{t-1}$  and  $v_{t-1}$ ) in the right place to prevent “leaks” in the backwards AD, we obtain the following implementation:

```
def HyperAdam.adjust(w):
    # update Adam hyperparameters by SGD
    d_alpha = self.alpha.grad.detach()
    self.alpha = self.alpha.detach() -
        kappa.detach() * d_alpha
    d_beta1 = self.beta1.grad.detach()
    self.beta1 = self.beta1.detach() -
        kappa.detach() * d_beta1
    d_beta2 = self.beta2.grad.detach()
    self.beta2 = self.beta1.detach() -
        kappa.detach() * d_beta2
    d_eps = self.eps.grad.detach()
    self.eps = self.eps.detach() -
        kappa.detach() * d_eps

    # clamp coefficients to domain (0, 1)
    beta1_clamp = (tanh(self.beta1) + 1)/2
    beta2_clamp = (tanh(self.beta2) + 1)/2

    # update w using Adam update rule
    self.t += 1
    g = w.grad.detach()
    self.m =
        beta1_clamp * self.m.detach() +
        (1 - self.beta1) * g
    self.v =
        beta2_clamp * self.v.detach() +
        (1 - self.beta2) * g * g
    mhat = self.m / (1 - beta1_clamp**t)
    vhat = self.v / (1 - beta2_clamp**t)
    w = w.detach() -
```

```
self.alpha * mhat /
    (vhat ** 0.5 + self.eps)
```

### 3.4 Stacking Hyperoptimizers Recursively

At this point it is natural to ask whether the hyperoptimizer can itself be optimized; that is, whether the human-selected hyper-hyperparameter  $\kappa$  to update the hyperparameters (e.g.  $\alpha$ ) can be adjusted by a hyper-hyperoptimizer. The possibility of doing so recursively *ad infinitum* to obtain an optimization algorithm that is highly robust to the top-level human-chosen hyper<sup>n</sup>parameter was hypothesized in Section 5.2 of Baydin et al. (2017). Computing the gradients of these higher-order hyperparameters by hand is impossible without knowing the exact sequence of stacked optimizers ahead of time, and as we have shown above, will be extremely tedious and error prone.

However, the ability to compute these gradients automatically by backwards AD makes it possible to realize this vision. To do so, let us revisit our previous implementation of HyperSGD. Notice that there is an opportunity for recursion lurking here: the adjustment to alpha can be factored out with a call to `SGD.adjust`, where SGD’s hyperparameter is `kappa`.

```
def HyperSGD.adjust(w):
    SGD(kappa).adjust(self.alpha)
    d_w = w.grad.detach()
    w = w.detach() - self.alpha * d_w
```

Because SGD is already careful to properly detach its parameter (typically  $w$ , but in this case  $\alpha$ ), this implementation is functionally identical to the one above. Indeed, any optimizer that observes this protocol would suffice, so let us abstract out the optimizer as a parameter to HyperSGD:

```
def HyperSGD.__init__(self, alpha, opt):
    self.alpha = tensor(alpha)
    self.optimizer = opt
```

```
def HyperSGD.adjust(w):
    self.optimizer.adjust(self.alpha)
    d_w = w.grad.detach()
    w = w.detach() - self.alpha * d_w
```

```
opt = HyperSGD(0.01, opt=SGD(kappa))
```

After this refactoring, finally, we can recursively feed HyperSGD *itself* as the optimizer, obtaining a level-2 hyperoptimizer `HyperSGD(0.01, HyperSGD(0.01, SGD(0.01)))`. Similarly, we can imagine taller towers, or towers that mix and match multiple different kinds of optimizers, such as Adam-optimized-by-SGD-optimized-by-Adam.

A natural application of this idea is to automatically learn hyperparameters on a per-parameter basis. For example, when hyperoptimizing Adam with SGD as in Section 3.3, it is extremely beneficial to maintain a separate hyper-step size

Optimizer	Test acc	Time
SGD(0.01)	77.48%	16ms
SGD(0.01) / SGD(0.01)	88.35%	16ms
SGD(0.145)	88.81%	16ms
SGD(0.01) / Adam(...)	86.80%	23ms
SGD(0.096)	87.71%	16ms

Table 1. Hyperoptimizing SGD. The symbol Adam(...) refers Adam with the standard hyperparameters. Each hyperoptimizer experiment is repeated using the final hyperparameters learned by the algorithm.

Optimizer	Test acc	Time
Adam(...) — baseline	91.09%	38ms
Adam(...) / SGD( $10^{-3}$ ) / SGD( $10^{-4}$ )	92.74%	43ms
Adam(0.0291, 0.8995, 0.999, -8)	93.74%	40ms
Adam <sup>α</sup> (...) / SGD( $10^{-3}$ ) / SGD( $10^{-4}$ )	92.64%	37ms
Adam <sup>α</sup> (0.0284, *)	93.42%	41ms
Adam(...) / Adam(...)	94.35%	41ms
Adam(0.013, 0.892, 0.998, -8)	94.75%	36ms
Adam <sup>α</sup> (...) / Adam(...)	94.01%	31ms
Adam <sup>α</sup> (0.013, ...)	94.39%	32ms

Table 2. Hyperoptimizing Adam. The symbol Adam(...) retains its meaning from Table 1.

(i.e. a separate  $\kappa$ ) for each of the four hyperparameters, since they typically span many orders of magnitude. Instead of specifying each  $\kappa$  as a separate top-level hyperparameter, however, we can instead apply a *second* level of SGD that lets the system automatically learn optimal hyper-step sizes for each Adam hyperparameter separately.

A logical concern is whether this process actually exacerbates the hyperparameter optimization problem by introducing even more hyperparameters. Baydin et al. (2017) predicted that as the towers of hyperoptimizers grow taller, the resulting algorithms would be less sensitive to the human-chosen hyperparameters, and therefore the overall burden on the user will be reduced. This indeed seems to be the case; Section 4.3 presents an empirical evaluation of this hypothesis.

## 4 EVALUATION

In this section we evaluate the hyperoptimizers made possible by our system, exploring in particular the benefits of being able to optimize hyperparameters beyond just step size and of higher-order optimization, as well as whether or not there is a significant computational cost to automatically

computing derivatives with respect to hyperparameters.

**Setting** Like authors of previous work Maclaurin et al. (2015); Baydin et al. (2017), we conducted all of our experiments were conducted on the MNIST dataset (Lecun et al., 1998) using a neural network with one fully-connected hidden layer of size 128, *tanh* activations, and a batch size of 300 run for a single epoch. We implemented the system in PyTorch and ran experiments on a 2.4 GHz Intel CPU with 32GB of memory. The full source code for each of these experiments is presented in Appendix A.

**Notation** We denote species of hyperoptimizers by their sequence of constituent optimizers with their initial hyperparameters. The leftmost item adjusts the parameters of the model whereas the rightmost item has fixed hyperparameters. For example, the term “SGD(0) / Adam(0.001, 0.9, 0.999, -8)” indicates that the weights of the neural network were adjusted by stochastic gradient descent with a step size that, while initially 0, was adjusted by a regular Adam optimizer with hyperparameters  $\alpha = 0.001, \beta_1 = 0.9, \beta_2 = 0.999, \epsilon = 10^{-8}$ . Adam<sup>α</sup> denotes an Adam optimizer where only  $\alpha$  is optimized as in Baydin et al., and the abbreviations Adam(...) and Adam<sup>α</sup>(...) denote the respective optimizers with the standard hyperparameters ( $\alpha = 0.001, \beta_1 = 0.9, \beta_2 = 0.999, \epsilon = 10^{-8}$ ), which are recommended by Kingma & Ba (2014) and are used by default almost universally across software packages.

### 4.1 Hyperoptimization for SGD

Here we seek to answer two questions: (1) whether an SGD hyperoptimizer performs better than an elementary SGD optimizer<sup>2</sup>, and (2) whether or not the learned step size outperforms the initial step size. We test the latter property by running a fresh elementary SGD optimizer with the final learned step size of the hyperoptimizer.

Table 1 summarizes the results of our experiments, run with an initial step size of 0.01 (see Section 4.3 for a discussion of the sensitivity of these results to this initial step size). We find that hyperoptimized SGD outperforms the baseline by a significant margin (nearly 10%). This holds even if we use an Adam optimizer to adjust the step size of the SGD optimizer.

Furthermore, when we re-ran the elementary optimizers with the new learned hyperparameters, we found that they typically performed incrementally better than the hyperparameter itself. This is what Luketina et al. (2016, Section 3.1) refer to as the “hysteresis” effect of hyperparameter optimization: we cannot reap the benefits of the optimized

<sup>2</sup>Following previous work (Maclaurin et al., 2015; Baydin et al., 2017), we refer to standard, vanilla “non-hyperoptimized” optimizers as “elementary optimizers.”

hyperparameters while they are themselves still in the early stages of being optimized — thus, hyperoptimizers should “lag” slightly behind elementary optimizers that start off with the final optimized hyperparameters.

## 4.2 Hyperoptimization for Adam

In Section 3.3, we described how to apply our system to optimizing the Adam optimizer, which maintains first- and second-order momentum information for each parameter it optimizes. Altogether, there are four hyperparameters: a learning rate ( $\alpha$ ), coefficients for the first- and second-order momenta ( $\beta_1, \beta_2$ ), and an epsilon value ( $\epsilon$ ). We tune all four simultaneously, first using SGD and then by using Adam *itself* on the top-level. Our Adam / SGD experiments utilize the higher-order design proposed at the end of Section 3.4 to learn a separate hyper-step size for each hyperparameter of Adam; this is not needed for Adam / Adam because Adam by design already maintains separate information for each parameter it optimizes.

We seek to answer three questions: (1) whether hyperoptimized Adam optimizers perform better than elementary Adam optimizers, (2) whether the learned hyperparameters outperform the baseline, and (3) whether there is a benefit to optimizing all four hyperparameters, as opposed to only optimizing the learning rate as Baydin et al. (2017) do.

Table 2 summarizes the results of our experiments. We find that indeed the hyperoptimized Adam optimizer outperforms the elementary Adam optimizer on its “default” settings. As with SGD in Section 4.1, the learned hyperparameters perform incrementally better than the hyperoptimizer due to the hysteresis effect.

Inspecting the learned hyperparameters, we find that the algorithm significantly raises the learning rate  $\alpha$  and slightly lowers  $\beta_1$ , but does not significantly affect either  $\beta_2$  or  $\epsilon$ . Nevertheless, learning  $\beta_1$  does provide a noticeable benefit: our hyperoptimized Adam outperforms hyperoptimized Adam <sup>$\alpha$</sup> , which can only learn  $\alpha$ . Both hyperoptimizers learn similar optimized values for  $\alpha$ , but Adam <sup>$\alpha$</sup>  cannot also adapt  $\beta_1$ , and therefore does not perform as well.

## 4.3 Higher-Order Hyperoptimization

In Section 3.4 we developed an interface for building arbitrarily tall towers of optimizers. Recall that Baydin et al. (2017) hypothesized that taller towers would yield hyperoptimizers that were more robust to the top-level human-chosen hyperparameters than elementary optimizers are.

To validate this behavior of higher-order hyperoptimizers, we ran the above benchmark with towers of SGD-based hyperoptimizers of increasing heights, where each layer of SGD started with the same initial step size  $\alpha_0$ . Figure 3 shows the results of this experiment. It is indeed the case

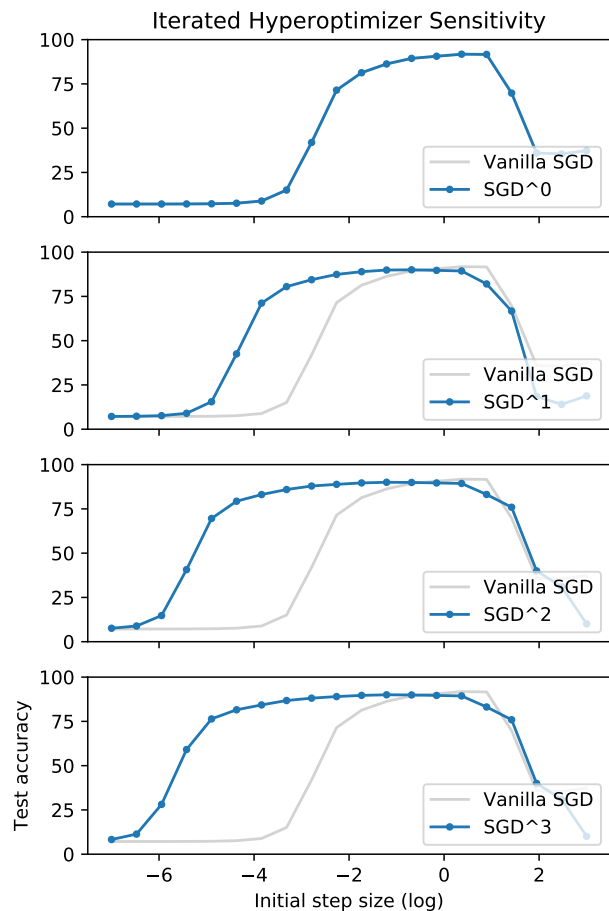


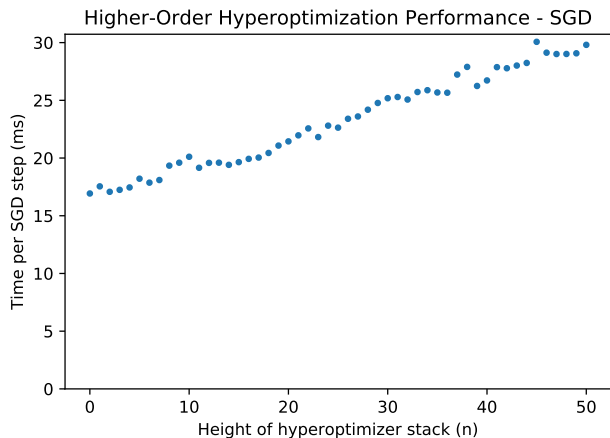
Figure 3. As we stack more and more layers of SGD, the resulting hyperoptimizer is less sensitive to the initial choice of hyperparameters.

that the taller the hyperoptimizer stack, the less sensitive the results become for the top-level hyper <sup>$n$</sup> -parameters; roughly one order of magnitude per step until after 5-6 levels the graphs converge.

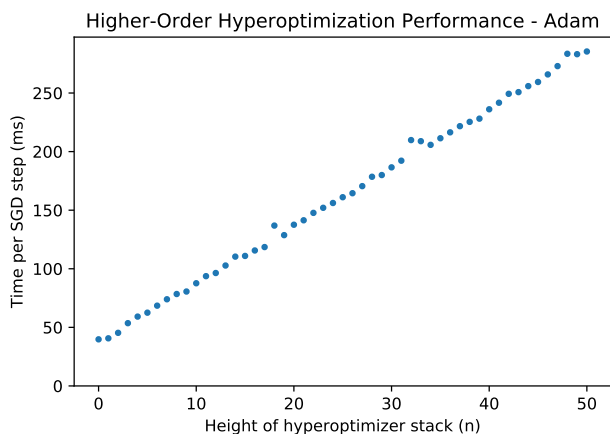
Notice also that the sensitivity only decreases for *smaller* initial step sizes; all hyperoptimizers performed poorly beyond  $\alpha_0 > 10^2$ . We hypothesize that it is difficult to recover from a too-high initial step size because dramatic changes in parameters at each step make the stochastic loss function too noisy. In comparison, if the hyperoptimizer’s initial step size is too low, then the weights do not change very dramatically at each step, and as a result a “signal” to increase the step size can be extracted from a series of stochastic gradient descent steps.

## 4.4 Performance

When we stack a new hyperparameter optimizer, we are effectively adding a new layer to the computation graph.



(a) Higher-order hyperoptimization performance with SGD.



(b) Higher-order hyperoptimization performance with Adam.

Figure 4. As the stacks of hyperoptimizers grow taller, each step of SGD takes longer by a small constant factor, corresponding to the extra step of stepping one node further in the backwards AD computation graph.

This corresponds to extending each step of Figure 2b further to the left by yet another node. Thus, with a hyperoptimizer stack of height  $n$  we would obtain a computation graph of size  $O(n)$  at each step, which means backpropagation takes time  $O(n)$ . We should therefore expect training with a stack of  $n$  hyperoptimizers to take time  $O(n)$ .

To test this hypothesis, we extended the benchmark from Section 4.3 to much taller stacks, up to height 50. Note that these experiments are meant to stress-test the system with *significantly* taller stacks than would typically be necessary (recall from Section 4.3 that the stacks of hyperoptimizers need not be taller than 3-4 to be highly effective).

As shown in Figure 4, higher-order hyperoptimization is indeed asymptotically linear-time in the height of the optimizer stack. Note how the slope of this linear relationship is quite small compared to the fixed computational cost

of backpropagating through the loss function. This makes sense: the additional work at each level is only the computational cost of backpropagating through the new top-level optimizer, which is typically much simpler than the machine learning model itself. Indeed, the difference in slopes between higher-order SGD in Figure 4a and higher-order Adam in Figure 4b is simply because Adam is a more complex optimizer, requiring more computation to differentiate through.

In summary, we find that in practice higher-order hyperoptimization is an extremely lightweight addition to any machine learning model with great benefits.

## 5 RELATED WORK

Hyperparameter optimization has a long history, and we refer readers interested in the full story to a recent survey by Feurer & Hutter (2019).

Most existing work on gradient-based hyperparameter optimization (Bengio, 2000; Domke, 2012; Maclaurin et al., 2015; Pedregosa, 2016; Franceschi et al., 2017) has focused on computing hyperparameter gradients after several iterations of training, which is computationally expensive because of the need to backpropagate through much more computation. Baydin et al. (2017), building on a technique first published by Almeida et al. (1999), propose instead updating hyperparameters at *each* step. Luketina et al. (2016) apply a similar technique to regularization hyperparameters, though they explicitly note that their proposed method could work in principle for any continuous hyperparameter.

As discussed above, we expand upon this latter line of work in three directions: (1) by optimizing hyperparameters beyond just the learning rate; (2) by fully automating this process, rather than requiring manual derivative computations; and (3) by realizing the vision of recursively constructing higher-order hyperoptimizers and evaluating the resulting algorithms.

## 6 FUTURE WORK

**Convergence of hyperparameters** Like Baydin et al. (2017), we found that our hyperparameters converge extremely quickly. Further investigation is required to understand the dynamics of the higher-order hyperparameters. If there is indeed a compelling theoretical reason for this rapid convergence, it would suggest a form of higher-order “early stopping” where the hyperoptimizer monitors its hyperparameters’ convergence, and at some point decides to freeze its hyperparameters for the remainder of training. Besides the obvious performance improvement, this may allow the system to leverage the existing implicit regularization behavior exhibited by “vanilla” SGD.



**Scaling up to larger models** While existing work on gradient-based hyperparameter optimization has primarily been evaluated in small-scale settings such as MNIST, automated hyperparameter tuning is particularly important in large-scale settings where training is computationally expensive, limiting the amount of manual hyperparameter tuning that can be done. Nonetheless, the choice of hyperparameters is still crucial: for example, a recent study improved significantly upon the state of the art in an NLP task simply by (manually) adjusting hyperparameters; indeed, they found that the performance was highly sensitive to Adam’s  $\epsilon$  and  $\beta_1$  hyperparameters (Liu et al., 2019). A natural next step, therefore, is investigating the effectiveness of higher-order hyperoptimization in automatically reproducing such results.

**Higher-order hyperregularization** The hyperregularizer of Luketina et al. (2016) could be combined with the recursive “higher-order” approach described in this paper in order to derive highly robust regularizers. We note that there is a clear connection between hyper-regularizers and hyperpriors in Bayesian inference; we leave further study of this connection to future work.

## 7 CONCLUSION

In this paper, we presented a technique to enhance optimizers such as SGD and Adam by allowing them to tune their own hyperparameters by gradient descent. Unlike existing work, our proposed hyperoptimizers learn hyperparameters beyond just learning rates, require no manual differentiation by the user, and can be stacked recursively to many levels. We described in detail how to implement hyperoptimizers in a reverse-mode AD system. Finally, we demonstrated empirically three benefits of hyperoptimizers: that they outperform elementary optimizers, that they are less sensitive to human-chosen hyperparameters than elementary optimizers, and that they are highly scalable.

## REFERENCES

Almeida, L. E., Langlois, T., do Amaral, J. F. M., and Plakhov, A. Parameter adaptation in stochastic optimization. In *On-Line Learning in Neural Networks*, 1999.

Baydin, A. G., Cornish, R., Martínez-Rubio, D., Schmidt, M., and Wood, F. D. Online learning rate adaptation with hypergradient descent. *CoRR*, abs/1703.04782, 2017. URL <http://arxiv.org/abs/1703.04782>.

Bengio, Y. Gradient-based optimization of hyperparameters. *Neural Computation*, 12(8):1889–1900, 2000. doi: 10.1162/089976600300015187. URL <https://doi.org/10.1162/089976600300015187>.

Domke, J. Generic methods for optimization-based modeling. In Lawrence, N. D. and Girolami, M. (eds.), *Proceedings of the Fifteenth International Conference on Artificial Intelligence and Statistics*, volume 22 of *Proceedings of Machine Learning Research*, pp. 318–326, La Palma, Canary Islands, 21–23 Apr 2012. PMLR. URL <http://proceedings.mlr.press/v22/domke12.html>.

Duchi, J., Hazan, E., and Singer, Y. Adaptive subgradient methods for online learning and stochastic optimization. *J. Mach. Learn. Res.*, 12:2121–2159, July 2011. ISSN 1532-4435. URL <http://dl.acm.org/citation.cfm?id=1953048.2021068>.

Feurer, M. and Hutter, F. *Hyperparameter Optimization*, pp. 3–33. Springer International Publishing, Cham, 2019. ISBN 978-3-030-05318-5. doi: 10.1007/978-3-030-05318-5\_1. URL [https://doi.org/10.1007/978-3-030-05318-5\\_1](https://doi.org/10.1007/978-3-030-05318-5_1).

Franceschi, L., Donini, M., Frasconi, P., and Pontil, M. Forward and reverse gradient-based hyperparameter optimization. In Precup, D. and Teh, Y. W. (eds.), *Proceedings of the 34th International Conference on Machine Learning*, volume 70 of *Proceedings of Machine Learning Research*, pp. 1165–1173, International Convention Centre, Sydney, Australia, 06–11 Aug 2017. PMLR. URL <http://proceedings.mlr.press/v70/franceschi17a.html>.

Griewank, A. Who invented the reverse mode of differentiation? *Optimization Stories*, Documenta Mathematica, Extra Volume ISMP (2012):389–400, 2012.

Kingma, D. and Ba, J. Adam: A method for stochastic optimization. *International Conference on Learning Representations*, 12 2014.

Lecun, Y., Bottou, L., Bengio, Y., and Haffner, P. Gradient-based learning applied to document recognition. *Proceedings of the IEEE*, 86(11):2278–2324, Nov 1998. ISSN 0018-9219. doi: 10.1109/5.726791.

Liu, Y., Ott, M., Goyal, N., Du, J., Joshi, M., Chen, D., Levy, O., Lewis, M., Zettlemoyer, L., and Stoyanov, V. Roberta: A robustly optimized BERT pretraining approach. *CoRR*, abs/1907.11692, 2019. URL <http://arxiv.org/abs/1907.11692>.

Luketina, J., Berglund, M., Greff, K., and Raiko, T. Scalable gradient-based tuning of continuous regularization hyperparameters. In *Proceedings of the 33rd International Conference on International Conference on Machine Learning - Volume 48, ICML’16*, pp. 2952–2960. JMLR.org, 2016. URL <http://dl.acm.org/citation.cfm?id=3045390.3045701>.

Maclaurin, D., Duvenaud, D., and Adams, R. P. Gradient-based hyperparameter optimization through reversible learning. In *Proceedings of the 32Nd International Conference on International Conference on Machine Learning - Volume 37*, ICML'15, pp. 2113–2122. JMLR.org, 2015. URL <http://dl.acm.org/citation.cfm?id=3045118.3045343>.

Paszke, A., Gross, S., Chintala, S., Chanan, G., Yang, E., DeVito, Z., Lin, Z., Desmaison, A., Antiga, L., and Lerer, A. Automatic differentiation in PyTorch. In *NIPS Autodiff Workshop*, 2017.

Pedregosa, F. Hyperparameter optimization with approximate gradient. In *Proceedings of the 33rd International Conference on International Conference on Machine Learning - Volume 48*, ICML'16, pp. 737–746. JMLR.org, 2016. URL <http://dl.acm.org/citation.cfm?id=3045390.3045469>.

Ruder, S. An overview of gradient descent optimization algorithms. *CoRR*, abs/1609.04747, 2016. URL <http://arxiv.org/abs/1609.04747>.

Zeiler, M. D. ADADELTA: An adaptive learning rate method. *CoRR*, abs/1212.5701, 2012. URL <http://dblp.uni-trier.de/db/journals/corr/corr1212.html#abs-1212-5701>.

## A CODE LISTING

Below is the full source code for the implementation described in Section 3 and all the experiments reported in Section 4.

```
# hyperopt.py
import math

import torch
import torchvision

import torch.nn as nn
import torch.nn.functional as F
import torch.optim as optim

class Optimizable:
    """
    This is the interface for anything that has parameters that need to be
    optimized, somewhat like torch.nn.Model but with the right plumbing for
    hyperoptimizability. (Specifically, torch.nn.Model uses the Parameter
    interface which does not give us enough control about the detachments.)

    Nominal operation of an Optimizable at the lowest level is as follows:
        o = MyOptimizable(...)
        o.initialize()
        loop {
            o.begin()
            o.zero_grad()
            loss = —compute loss function from parameters—
            loss.backward()
            o.adjust()
        }
    Optimizables recursively handle updates to their optimiz*ers*.
    """
    def __init__(self, parameters, optimizer):
        self.parameters = parameters # a dict mapping names to tensors
        self.optimizer = optimizer # which must itself be Optimizable!
        self.all_params_with_gradients = []

    def initialize(self):
        """ Initialize parameters, e.g. with a Kaiming initializer. """
        pass

    def begin(self):
        """ Enable gradient tracking on current parameters. """
        for name, param in self.parameters.items():
            param.requires_grad_() # keep gradient information...
            param.retain_grad() # even if not a leaf...
            self.all_params_with_gradients.append(param)
        self.optimizer.begin()

    def zero_grad(self):
        """ Set all gradients to zero. """
        for param in self.all_params_with_gradients:
            param.grad = torch.zeros(param.shape)
        self.optimizer.zero_grad()

        """ Note: at this point you would probably call .backwards() on the loss
        function. """

    def adjust(self):
        """ Update parameters """
        pass

class MNIST_FullyConnected(Optimizable):
    """
```

## Gradient Descent: The Ultimate Optimizer

---

*A fully-connected NN for the MNIST task. This is Optimizable but not itself an optimizer.*

```
def __init__(self, num_inp, num_hid, num_out, optimizer):
    parameters = {
        'w1': torch.zeros(num_inp, num_hid).t(),
        'b1': torch.zeros(num_hid).t(),
        'w2': torch.zeros(num_hid, num_out).t(),
        'b2': torch.zeros(num_out).t()
    }
    super().__init__(parameters, optimizer)

def initialize(self):
    nn.init.kaiming_uniform_(self.parameters['w1'], a=math.sqrt(5))
    nn.init.kaiming_uniform_(self.parameters['w2'], a=math.sqrt(5))
    self.optimizer.initialize()

def forward(self, x):
    """ Compute a prediction. """
    x = F.linear(x, self.parameters['w1'], self.parameters['b1'])
    x = torch.tanh(x)
    x = F.linear(x, self.parameters['w2'], self.parameters['b2'])
    x = torch.tanh(x)
    x = F.log_softmax(x, dim=1)
    return x

def adjust(self):
    self.optimizer.adjust(self.parameters)

def __str__(self):
    return 'mnist_/_/' + str(self.optimizer)
```

```
class NoOpOptimizer(Optimizable):
```

*NoOpOptimizer sits on top of a stack, and does not affect what lies below.*

```
def __init__(self):
    pass

def initialize(self):
    pass

def begin(self):
    pass

def zero_grad(self):
    pass

def adjust(self, params):
    pass

def __str__(self):
    return 'static'
```

```
class SGD(Optimizable):
```

*A hyperoptimizable SGD*

```
def __init__(self, alpha=0.01, optimizer=NoOpOptimizer()):
    parameters = {'alpha': torch.tensor(alpha)}
    super().__init__(parameters, optimizer)

def adjust(self, params):
    self.optimizer.adjust(self.parameters)
    for name, param in params.items():
```

## Gradient Descent: The Ultimate Optimizer

---

```
        g = param.grad.detach()
        params[name] = param.detach() - g * self.parameters['alpha']

    def __str__(self):
        return 'sgd(%f)/\_'%self.parameters['alpha'] + str(self.optimizer)

class SGDPPerParam(Optimizable):
    """
    Like above, but can be taught a separate step size for each parameter it
    tunes.
    """
    def __init__(self, alpha=0.01, params=[], optimizer=NoOpOptimizer()):
        parameters = {name + '_alpha': torch.tensor(alpha) for name in params}
        super().__init__(parameters, optimizer)

    def adjust(self, params):
        self.optimizer.adjust(self.parameters)
        for name, param in params.items():
            g = param.grad.detach()
            params[name] = param.detach() - g * self.parameters[name+'_alpha']

    def __str__(self):
        return 'sgd(%s)/\_' %\
            str({k:t.item() for k,t in self.parameters.items()}) +\
            str(self.optimizer)

class Adam(Optimizable):
    """
    A fully hyperoptimizable Adam optimizer
    """
    def clamp(x):
        return (x.tanh() + 1.) / 2.

    def unclamp(y):
        z = y * 2. - 1.
        return ((1. + z) / (1. - z)).log() / 2.

    def __init__(
        self,
        alpha=0.001, beta1=0.9, beta2=0.999, log_eps=-8.,
        optimizer=NoOpOptimizer()
    ):
        parameters = {
            'alpha': torch.tensor(alpha),
            'beta1': Adam.unclamp(torch.tensor(beta1)),
            'beta2': Adam.unclamp(torch.tensor(beta2)),
            'log_eps': torch.tensor(log_eps)
        }
        super().__init__(parameters, optimizer)
        self.num_adjustments = 0
        self.cache = {}

    def adjust(self, params):
        self.num_adjustments += 1
        self.optimizer.adjust(self.parameters)
        t = self.num_adjustments
        beta1 = Adam.clamp(self.parameters['beta1'])
        beta2 = Adam.clamp(self.parameters['beta2'])
        for name, param in params.items():
            if name not in self.cache:
                self.cache[name] = {
                    'm': torch.zeros(param.shape),
                    'v': torch.zeros(param.shape) +\
                        10.**self.parameters['log_eps'].data
                }

```

# NOTE that we add a little 'fudge factor' here because sqrt is not

## Gradient Descent: The Ultimate Optimizer

---

```
# differentiable at exactly zero
    }

    g = param.grad.detach()
    self.cache[name]['m'] = m = \
        beta1 * self.cache[name]['m'].detach() + (1. - beta1) * g
    self.cache[name]['v'] = v = \
        beta2 * self.cache[name]['v'].detach() + (1. - beta2) * g * g

    self.all_params_with_gradients.append(m)
    self.all_params_with_gradients.append(v)

    m_hat = m / (1. - beta1 ** float(t))
    v_hat = v / (1. - beta2 ** float(t))

    dparam = m_hat / (v_hat ** 0.5 + 10. ** self.parameters['log_eps'])
    params[name] = param.detach() - self.parameters['alpha'] * dparam

def __str__(self):
    return 'adam(' + str(self.parameters) + ')_/_' + str(self.optimizer)

class AdamBaydin(Optimizable):
    ''' Same as above, but only optimizes the learning rate, treating the
        remaining hyperparameters as constants. '''

    def __init__(
        self,
        alpha=0.001, beta1=0.9, beta2=0.999, log_eps=-8.,
        optimizer=NoOpOptimizer()
    ):
        parameters = {
            'alpha': torch.tensor(alpha),
        }
        self.beta1 = beta1
        self.beta2 = beta2
        self.log_eps = log_eps
        super().__init__(parameters, optimizer)
        self.num_adjustments = 0
        self.cache = {}

    def adjust(self, params):
        self.num_adjustments += 1
        self.optimizer.adjust(self.parameters)
        t = self.num_adjustments
        beta1 = self.beta1
        beta2 = self.beta2
        for name, param in params.items():
            if name not in self.cache:
                self.cache[name] = {
                    'm': torch.zeros(param.shape),
                    'v': torch.zeros(param.shape) + 10.**self.log_eps
                }

            g = param.grad.detach()
            self.cache[name]['m'] = m = \
                beta1 * self.cache[name]['m'].detach() + (1. - beta1) * g
            self.cache[name]['v'] = v = \
                beta2 * self.cache[name]['v'].detach() + (1. - beta2) * g * g

            self.all_params_with_gradients.append(m)
            self.all_params_with_gradients.append(v)

            m_hat = m / (1. - beta1 ** float(t))
            v_hat = v / (1. - beta2 ** float(t))
```

## Gradient Descent: The Ultimate Optimizer

---

```
dparam = m_hat / (v_hat ** 0.5 + 10. ** self.log_eps)
params[name] = param.detach() - self.parameters['alpha'] * dparam

def __str__(self):
    return 'adam(' + str(self.parameters) + ')_/_' + str(self.optimizer)

# main.py
import numpy as np
import json, math, time
from hyperopt import *
import gc

BATCH_SIZE = 300

mnist_train = torchvision.datasets.MNIST(
    './data',
    train=True,
    download=True,
    transform=torchvision.transforms.ToTensor()
)

mnist_test = torchvision.datasets.MNIST(
    './data',
    train=False,
    download=True,
    transform=torchvision.transforms.ToTensor()
)

dl_train = torch.utils.data.DataLoader(
    mnist_train,
    batch_size=BATCH_SIZE,
    shuffle=False
)

dl_test = torch.utils.data.DataLoader(
    mnist_test,
    batch_size=10000,
    shuffle=False
)

def test(model):
    for i, (features_, labels_) in enumerate(dl_test):
        features, labels = torch.reshape(features_, (10000, 28 * 28)), labels_
        pred = model.forward(features)
        return pred.argmax(dim=1).eq(labels).sum().item() / 10000 * 100

def train(model, epochs=3, height=1):
    stats = []
    for epoch in range(epochs):
        for i, (features_, labels_) in enumerate(dl_train):
            t0 = time.process_time()
            model.begin()
            features, labels = \
                torch.reshape(features_, (BATCH_SIZE, 28 * 28)), labels_
            pred = model.forward(features)
            loss = F.nll_loss(pred, labels)
            model.zero_grad()
            loss.backward(create_graph=True)
            model.adjust()
            tf = time.process_time()
            data = {
                'time': tf - t0,
                'iter': epoch * len(dl_train) + i,
                'loss': loss.item(),
                'params': {
```

## Gradient Descent: The Ultimate Optimizer

---

```
                k: v.item() for k, v in model.optimizer.parameters.items()
                if '.' not in k
            }
        stats.append(data)
    return stats

def run(opt, name='out', usr={}, epochs=3, height=1):
    torch.manual_seed(0x42)
    model = MNIST_FullyConnected(
        28 * 28, 128, 10, opt
    )
    print('Running ...', str(model))
    model.initialize()
    log = train(model, epochs, height)
    acc = test(model)
    out = {'acc': acc, 'log': log, 'usr': usr}
    with open('log/%s.json' % name, 'w') as f:
        json.dump(out, f, indent=True)
    times = [x['time'] for x in log]
    print('Times_(ms):_', np.mean(times), '+/-', np.std(times))
    print('Final_accuracy:', acc)
    return out

def sgd_experiments():
    run(SGD(0.01), 'sgd', epochs=1)
    out = run(SGD(0.01, optimizer=SGD(0.01)), 'sgd+sgd', epochs=1)
    alpha = out['log'][-1]['params']['alpha']
    print(alpha)
    run(SGD(alpha), 'sgd-final', epochs=1)

def adam_experiments():
    run(Adam(), 'adam', epochs=1)

    print()
    mo = SGDPerParam(
        0.001, ['alpha', 'beta1', 'beta2', 'log_eps'], optimizer=SGD(0.0001)
    )
    out = run(Adam(optimizer=mo), 'adam+sgd', epochs=1)
    p = out['log'][-1]['params']
    alpha = p['alpha']
    beta1 = Adam.clamp(torch.tensor(p['beta1'])).item()
    beta2 = Adam.clamp(torch.tensor(p['beta2'])).item()
    log_eps = p['log_eps']
    print(alpha, beta1, beta2, log_eps)
    print(mo)
    run(
        Adam(alpha=p['alpha'], beta1=beta1, beta2=beta2, log_eps=log_eps),
        'adam+sgd-final', epochs=1
    )

    print()
    out = run(Adam(optimizer=Adam()), 'adam2', epochs=1)
    p = out['log'][-1]['params']
    alpha = p['alpha']
    beta1 = Adam.clamp(torch.tensor(p['beta1'])).item()
    beta2 = Adam.clamp(torch.tensor(p['beta2'])).item()
    log_eps = p['log_eps']
    print(alpha, beta1, beta2, log_eps)
    run(
        Adam(alpha=p['alpha'], beta1=beta1, beta2=beta2, log_eps=log_eps),
        'adam2-final', epochs=1
    )
    print()
```



```

print()
mo = SGDPParam(0.001, ['alpha'], optimizer=SGD(0.0001))
out = run(AdamBaydin(optimizer=mo), 'adambaydin+sgd', epochs=1)
p = out['log'][-1]['params']
alpha = p['alpha']
print(alpha)
print(mo)
run(Adam(alpha=p['alpha']), 'adambaydin+sgd-final', epochs=1)

print()
out = run(AdamBaydin(optimizer=Adam()), 'adambaydin2', epochs=1)
p = out['log'][-1]['params']
alpha = p['alpha']
print(alpha)
run(Adam(alpha=p['alpha']), 'adambaydin2-final', epochs=1)

def surface():
run(SGD(10 ** -3, optimizer=SGD(10**-1)), 'tst', epochs=1)
for log_alpha in np.linspace(-3, 2, 10):
    run(
        SGD(10 ** log_alpha),
        'sgd@1e%+.2f' % log_alpha,
        epochs=1
    )

def make_sgd_stack(height, top):
if height == 0:
    return SGD(alpha=top)
return SGD(alpha=top, optimizer=make_sgd_stack(height - 1, top))

def make_adam_stack(height, top=0.0000001):
if height == 0:
    return Adam(alpha=top)
return Adam(alpha=top, optimizer=make_adam_stack(height - 1))

def stack_test():
for top in np.linspace(-7, 3, 20):
    for height in range(6):
        print('height=', height, 'top=', top)
        opt = make_sgd_stack(height, 10**top)
        run(
            opt, 'metasgd3-%d@%+.2f' % (height, top),
            {'height': height, 'top': top}, epochs=1, height=height
        )
        gc.collect()

def perf_test():
for h in range(51):
    print('height:', h)
    #opt = make_sgd_stack(h, 0.01)
    opt = make_adam_stack(h)
    run(opt, 'adamperf-%d' % h, {'height': h}, epochs=1)
    gc.collect()

if __name__ == '__main__':
    surface()
    sgd_experiments()
    adam_experiments()
    stack_test()
    perf_test()

```