

Information Transfer in Dynamical Systems and Optimal Placement of Actuators and Sensors for Control of Non-equilibrium Dynamics

Subhrajit Sinha, Umesh Vaidya and Enoch Yeung

Abstract—In this paper we develop the concept of information transfer between the Borel-measurable sets for a dynamical system described by a measurable space and a non-singular transformation. The concept is based on how Shannon entropy is transferred between the measurable sets, as the dynamical system evolves. We show that the proposed definition of information transfer satisfies the usual notions of information transfer and causality, namely, zero transfer and transfer asymmetry. Furthermore, we show how the information transfer measure can be used to classify ergodicity and mixing. We also develop the computational methods for information transfer computation and apply the framework for optimal placements of actuators and sensors for control of non-equilibrium dynamics.

I. INTRODUCTION

A mathematical study of dynamical system has a rich history, beginning with the work of Newton. A dynamical system is usually defined on a manifold M with a family of smooth functions $\phi_t : M \rightarrow M$, where t is time, generally belonging to a monoid \mathcal{T} ($\mathbb{R}_{\geq 0}$ or $\mathbb{Z}_{\geq 0}$). The maps ϕ_t are such that they preserve the monoid structure, that is $\phi_t \circ \phi_s = \phi_{t+s}$ [1]. In another approach, a dynamical system is defined on a measure space and time evolution is modelled through a collection of measurable functions which preserve the monoid structure of \mathcal{T} [2], [3]. In recent times, operator theoretic ideas are increasingly being used for analysis of nonlinear dynamical systems [4]–[19]. The main advantage of this approach is the fact that these operators, namely Perron-Frobenius (P-F) operator and Koopman operators are linear operators even though the underlying system may be nonlinear. Moreover, the operators are positive Markov operators and these properties can be exploited to have probabilistic interpretations.

On the other hand, the concept of entropy was first introduced by Clausius and later in the 19th century Ludwig Boltzmann interpreted entropy as a measure of disorder. In particular, Boltzmann entropy is given by the famous relation

$$S = k_B \ln W$$

where S is entropy, k_B is the Boltzmann constant and W is the number of microstates associated with a given macrostate of a system. Claude Shannon generalized this notion of entropy when he provided his information-theoretic version of entropy [20] and defined entropy for a probability density. Shannon's information theory is symmetric and in [21] Shannon's information theory was generalized to give a sense of direction when the author defined bi-directional information. The idea was taken forward by Massey and Kramer [22], [23] and defined directed information.

In dynamical system setting Liang and Kleeman introduced the concept of information transfer [24] which capture zero transfer and is inherently asymmetric. However, Liang-Kleeman information

S. Sinha is with Pacific Northwest National Laboratory, Richland, Washington. U. Vaidya is with the Department of Electrical Engineering at Iowa State University, Ames, Iowa. E. Yeung is with Department of Mechanical Engineering, University of California, Santa Barbara, California. email : subhrajit.sinha@pnnl.gov

transfer is not designed to capture indirect influence. This was addressed in [25] and in [25], [26] the authors provided a new definition of information transfer between the state(s) of a dynamical system and it was shown that the information transfer thus defined captures the intuitions of causality, namely zero transfer, transfer asymmetry and also clearly distinguishes between direct and indirect transfers. Furthermore, the utility of the information transfer measure for analysis of nonlinear systems was demonstrated in [27]–[29], where the information measure was used for stability classification and causality analysis of power networks. Moreover, since the theory is formulated in terms of the P-F operator, it allows the data-driven computation of information transfer measure for a dynamical system [30], [31].

In this paper, we extend the definition of information transfer to define information transfers between the measurable sets of a dynamical system. In particular, we consider a dynamical system as a quadruple (X, \mathcal{B}, μ, T) , where X is the phase space, \mathcal{B} is the Borel σ -algebra on X , μ a probability measure and $T : X \rightarrow X$ and define the information transfer between the sets $A_i \in \mathcal{B}$, with respect to the measure μ and the map T . A direct consequence of the definition of information content of any set in the σ -algebra is the recovery of the famous Liouville's Theorem [32] for measure-preserving systems. As with the definition of information transfer between the states [25], [26], the information transfer defined here is further generalized to define information transfer over multiple iterates of the map T and with this we provide necessary and sufficient conditions under which the dynamical system is either ergodic or mixing. We also discuss the applicability of the developed framework and provide an information transfer based solution to the problem of optimal placement of actuators and sensors for control of non-equilibrium dynamics [33]–[35].

The paper is organized as follows. In sections II and III we briefly review the concepts of transfer operators and information transfer between the states in a dynamical system. In section IV we define the information transfer measure between the Borel measurable sets and provide the main theoretical results followed by a discussion of computational technique of information transfer in section V. In section VI we address the problem of optimal placement of actuators and sensors and provide an information transfer based solution. Finally we conclude the paper in section VII.

II. PRELIMINARIES

Consider a dynamical system

$$x_{n+1} = T(x_n) \quad (1)$$

where $T : X \rightarrow X$ is in general assumed to be at least differentiable and non-singular, with $X \in \mathbb{R}^N$. The mapping T is said to be non-singular with respect to a measure m , if $m(T^{-1}A) = 0$ for all $A \in \mathcal{B}(X)$, such that $m(A) = 0$. Here $\mathcal{B}(X)$ denotes the Borel σ -algebra on X and let $\mathcal{M}(X)$ be the vector space of real-valued measures on $\mathcal{B}(X)$.

A. Transfer Operators

Associated with the dynamical system (1) are transfer operators, namely Perron-Frobenius (P-F) operator and Koopman operator, which are used to study the dynamical system. Instead of studying the trajectories on the state space, these operators studies the evolution of functions under the mapping T . Before defining the P-F and Koopman operators, we define the more general Markov operator [2].

Definition 1 (Markov Operator): Let (X, \mathcal{A}, μ) be a measure space. Any linear operator $P : \mathcal{L}_1 \rightarrow \mathcal{L}_1$ satisfying

- $Pf \geq 0$ for $f \geq 0$, $f \in \mathcal{L}_1$; and
- $\|Pf\| = \|f\|$, for $f \geq 0$, $f \in \mathcal{L}_1$

is called a Markov operator.

Peron-Frobenius operator is a particular type of Markov operator and is used for the evolution of densities. It is defined as follows:

Definition 2 (Perron-Frobenius Operator): Let (X, \mathcal{A}, μ) be a measure space. The Perron-Frobenius operator $\mathbb{P} : \mathcal{L}_1 \rightarrow \mathcal{L}_1$ corresponding to the dynamical system (1) is a Markov operator satisfying

$$\int_A \mathbb{P}f(x)d\mu = \int_{T^{-1}(A)} f(x)d\mu \quad (2)$$

For invertible nonsingular transformations T , we have

$$[\mathbb{P}f](x) = f(T^{-1}(x)) \left| \frac{dT^{-1}(x)}{dx} \right|,$$

where $|\cdot|$ is the determinant.

Another operator of interest is the Koopman operator $\mathbb{U} : \mathcal{L}_\infty \rightarrow \mathcal{L}_\infty$, which is defined as follows:

Definition 3 (Koopman Operator): Given any $h \in \mathcal{L}_\infty$, $\mathbb{U} : \mathcal{L}_\infty \rightarrow \mathcal{L}_\infty$ is defined by

$$[\mathbb{U}h](z) = h(T(z)).$$

Both the P-F operator and the Koopman operator are linear operators, even if the underlying system is non-linear. But while analysis is made tractable by linearity, the trade-off is that these operators are typically infinite dimensional. In particular, the P-F operator and Koopman operator often will lift a dynamical system from a finite-dimensional space to generate an infinite dimensional linear system in infinite dimensions.

Properties 4: Following properties for the Koopman and Perron-Frobenius operators can be stated [2].

- a). For the Hilbert space $\mathcal{F} = L_2(Z, \mathcal{B}, \bar{\mu})$

$$\begin{aligned} \|\mathbb{U}h\|^2 &= \int_Z |h(T(z))|^2 d\bar{\mu}(z) \\ &= \int_Z |h(z)|^2 d\bar{\mu}(z) = \|h\|^2 \end{aligned}$$

where $\bar{\mu}$ is an invariant measure. This implies that Koopman operator is unitary.

- b). For any $h \geq 0$, $[\mathbb{U}h](z) \geq 0$ and hence Koopman is a positive operator.
- c). For invertible system T , the P-F operator for the inverse system $T^{-1} : Z \rightarrow Z$ is given by \mathbb{P}^* and $\mathbb{P}^*\mathbb{P} = \mathbb{P}\mathbb{P}^* = I$. Hence, the P-F operator is unitary.
- d). If the P-F operator is defined to act on the space of densities i.e., $L_1(Z)$ and Koopman operator on space of $L_\infty(Z)$ functions, then it can be shown that the P-F and Koopman

operators are dual to each other ¹

$$\begin{aligned} \langle \mathbb{U}f, g \rangle &= \int_Z [\mathbb{U}f](z)g(z)dx \\ &= \int_X f(y)g(T^{-1}(y)) \left| \frac{dT^{-1}}{dy} \right| dy = \langle f, \mathbb{P}g \rangle \end{aligned}$$

where $f \in L_\infty(Z)$ and $g \in L_1(Z)$ and the P-F operator on the space of densities $L_1(Z)$ is defined as follows

$$[\mathbb{P}g](z) = g(T^{-1}(z)) \left| \frac{dT^{-1}(z)}{dz} \right|.$$

- e). For $g(z) \geq 0$, $[\mathbb{P}g](z) \geq 0$.
- f). Let (Z, \mathcal{B}, μ) be the measure space where μ is a positive but not necessarily the invariant measure of $T : Z \rightarrow Z$, then the P-F operator $\mathbb{P} : L_1(Z, \mathcal{B}, \mu) \rightarrow L_1(Z, \mathcal{B}, \mu)$ satisfies following property:

$$\int_Z [\mathbb{P}g](z)d\mu(z) = \int_Z g(z)d\mu(x).$$

III. INFORMATION TRANSFER BETWEEN STATES OF A DYNAMICAL SYSTEM

Information flow between the states of dynamical systems is a newly developed concept [25], [26] which studies how the evolution of a state(s) of a dynamical system affect/influence any other state(s). For completeness of the paper we briefly discuss the concept of information transfer between the states of a dynamical system. Consider the discrete time dynamical system

$$z(t+1) = T(z(t)) + \xi(t) \quad (3)$$

where $z = (x^\top \ y^\top)^\top \in \mathbb{R}^N$, $T : \mathbb{R}^N \rightarrow \mathbb{R}^N$ is assumed to be at least continuous and $\xi(t)$ is independent and identically distributed additive noise, which comes from the distribution g .

Information transfer from state (subspace) x to state (subspace) y gives a measure of how the evolution of x dynamics affect (influence) the evolution of y dynamics. In particular, we quantify this influence in terms of the entropy transferred from the x dynamics to the y dynamics, as the system (3) evolves in time. Note that, by entropy we mean the Shannon entropy.

The entropy of a distribution is the measure of the information content of the distribution. Suppose there are two agents (states in the case of a dynamical system) which are interacting with each other. Each has its own entropy (information) and they *transfer* a part of their own information to the other agent via the interaction. We use this intuition to define the information transfer. In particular, information transfer from x to y is the amount of information (entropy) of x that is being transferred to y , the system (3) evolves in time. With this, we define the information transfer as follows.

Definition 5 (Information Transfer): The information transfer from a state x to state y ($\mathcal{T}_{x \rightarrow y}$), as the dynamical system $z(t+1) = T(z(t)) + \xi(t)$ evolves from time step t to time step $t+1$ is defined as

$$\mathcal{T}_{x \rightarrow y} = H(y(t+1)|y(t)) - H_{\mathcal{F}}(y(t+1)|y(t)) \quad (4)$$

where $z = (x \ y)^\top$, $H(y(t+1)|y(t))$ is the entropy of y at time $t+1$ conditioned on $y(t)$ and $H_{\mathcal{F}}(y(t+1)|y(t))$ is the conditional entropy of $y(t+1)$, conditioned on $y(t)$, when x is absent from the dynamics.

¹with some abuse of notation we use the same notation for the P-F operator defined on the space of measure and densities.

The intuition behind the definition of information transfer is the fact that the total entropy of y is the entropy of y when x is absent from the dynamics plus the entropy transferred from x to y . Hence, the information transfer from x to y gives the amount of entropy flowing from x to y and thus quantifies how much the x dynamics affects the y dynamics. With this, we define influence in a dynamical system as follows,

Definition 6 (Influence): We say a state (or subspace) x influences a state (or subspace) y if and only if the information transfer from x to y is non-zero.

Larger the absolute value of the $T_{x \rightarrow y}$, more is the effect of x dynamics on y and hence more is the influence of x on y .

The information transfer thus defined (4), gives the entropy transferred as the system (3) evolves by one time step. This gives whether the state (or subspace) x affect/influence the state (or subspace) y directly. The definition of information transfer can be generalized to define information transfer over multiple time steps [25] and it has been shown to capture indirect influence in a dynamical system [25].

IV. INFORMATION TRANSFER BETWEEN SETS IN THE PHASE SPACE

In this section, we develop the notion of information transfer between the sets of a dynamical system.

A. Shannon Entropy and Dynamical Systems

Let (X, \mathcal{B}, μ) be a measure space, such that $\mu(X) < \infty$. Hence, by normalizing with $\mu(X)$ one can define a probability measure on (X, \mathcal{B}) and treat (X, \mathcal{B}, μ) as a probability space. Let $T : X \rightarrow X$ be a transformation on X and ρ be a probability density on X , such that $\int_X \rho d\mu = 1$. Then the Shannon entropy of the density ρ is given by

$$H(\rho) = - \int_X \rho \log \rho d\mu.$$

The evolution of ρ , as the dynamical system (X, \mathcal{B}, μ, T) evolves under the transformation T is given by the Perron-Frobenius operator, which is defined as

Definition 7 (Perron-Frobenius Operator): [2] The P-F operator $\mathbb{P} : \mathcal{M}(X) \rightarrow \mathcal{M}(X)$ is given by

$$[\mathbb{P}\mu](A) = \int_X \delta_{T(x)}(A) d\mu(x) = \mu(T^{-1}(A)) \quad (5)$$

where $\delta_{T(x)}(A)$ is stochastic transition function which measure the probability that point x will reach the set A in one time step under the system mapping T and $\mathcal{M}(X)$ is the space of signed measures on X .

With this we have

Theorem 8: Let (X, \mathcal{B}, μ) be a finite measure space, such that $\mu(X) < \infty$ and $P : \mathcal{L}_1 \rightarrow \mathcal{L}_1$ be a Markov operator. If P has a constant stationary density ($P1 = 1$), then

$$H(P\rho) \geq H(\rho).$$

Proof: For any $f \in \mathcal{L}_1$, such that $f \geq 0$, define

$$\eta(f) = -f \log f.$$

Then, η is a concave function and hence from Jensen inequality we have

$$\eta(P\rho) \geq P\eta(\rho).$$

Integrating over the entire space X , we have

$$\begin{aligned} \int_X \eta(P\rho(x)) d\mu &\geq \int_X P\eta(\rho(x)) d\mu \\ &= \int_X \eta(\rho(x)) d\mu \end{aligned} \quad (6)$$

since P preserves the integral. Hence, we have

$$H(P\rho) \geq H(\rho).$$

■

Note that, for a finite measure space, when P has a constant stationary density, the above theorem tells us that the entropy never decreases. Note that, this statement is similar to the second law of thermodynamics.

The above theorem states that under the transformation T , when the Markov operator has a constant stationary density, entropy never decreases. However, the entropy may not increase at all during iterations of T . This is the case when the Markov operator P is the Perron-Frobenius operator (\mathbb{P}) and T is an invertible measure preserving transformation.

Definition 9 (Measure Preserving Transformation): Let (X, \mathcal{B}, μ) be a measure space and $T : X \rightarrow X$ a measurable transformation. Then T is said to be measure-preserving if

$$\mu(T^{-1}(A)) = \mu(A), \quad \forall A \in \mathcal{B}.$$

Theorem 10: Let (X, \mathcal{B}, μ) be a finite measure space and $T : X \rightarrow X$ be an invertible measure-preserving transformation. If \mathbb{P} is the Perron-Frobenius operator corresponding to T , then $H(\mathbb{P}^n f) = H(f)$ for all n , where $f \in \mathcal{L}_1$ and $f \geq 0$.

Proof: For $f \in \mathcal{L}_1$, we have

$$[\mathbb{P}f](x) = f(T^{-1}(x)) \left| \frac{dT^{-1}(x)}{dx} \right|.$$

Since, T is invertible and measure-preserving, $\left| \frac{dT^{-1}(x)}{dx} \right| = 1$. Hence,

$$[\mathbb{P}f](x) = f(T^{-1}(x)).$$

Let \mathbb{P}_1 be the P-F operator corresponding to T^{-1} . Then by similar arguments, $[\mathbb{P}_1 f](x) = f(T(x))$. Hence, $\mathbb{P}_1 \mathbb{P} f = \mathbb{P} \mathbb{P}_1 f$. Thus,

$$\mathbb{P}_1 = \mathbb{P}^{-1}.$$

Hence, from Theorem 8,

$$H(\mathbb{P}_1 \mathbb{P} f) \geq H(\mathbb{P} f) \geq H(f).$$

However, since $\mathbb{P}_1 \mathbb{P} f = f$, we have $H(\mathbb{P} f) = H(f)$. Hence,

$$H(\mathbb{P}^n f) = H(f), \quad \forall n.$$

■

Hence, for invertible measure-preserving dynamical systems, the entropy remains constant. An example is the Hamiltonian systems. However, for Hamiltonian systems, one has the celebrated Liouville's Theorem [32] which proves that the volume of any set in the phase space is conserved. In order to state the theorem in terms of entropy, it is not sufficient to consider the entropy over the entire phase space X , but one has to define the entropy of any measurable set $A \subset \mathcal{B}$.

This assignment of Shannon entropy to any measurable subset of the phase space X will form the basis of the definition of information flow between the sets in the phase space of a dynamical system and this will be the main focus in the next subsection.

B. Entropy and Information Flow

In this subsection we define the information transfer between the sets in the phase space of a dynamical system. Let (X, \mathcal{B}, μ) be a probability space. Then the Shannon entropy of any measurable set can be defined as follows:

Definition 11: The Shannon entropy of any set $A \in \mathcal{B}$ with respect to the measure μ is defined as

$$H_\mu(A) = -\mu(A) \log \mu(A).$$

If $\mu(A)$ is zero, then $H_\mu(A) := 0$.

Lemma 12: Let (X, \mathcal{B}, μ) be a probability space and $T : X \rightarrow X$ be an invertible measure-preserving transformation. Let $A \in \mathcal{B}$, then the Shannon entropy of A remains constant under the action of the transformation T .

Proof: Since T is an invertible measure-preserving transformation on X , we have

$$\mu(T^n(A)) = \mu(A), \forall n \in \mathbb{Z}.$$

Hence for $n \in \mathbb{Z}$,

$$\begin{aligned} H_\mu(T^n(A)) &= -\mu(T^n(A)) \log \mu(T^n(A)) \\ &= -\mu(A) \log \mu(A) = H_\mu(A). \end{aligned}$$

Hence the entropy of any measurable set remains constant under the transformation T . ■

The above lemma gives a conservation law for the Shannon entropy and in the framework of Hamiltonian systems is the Liouville's Theorem [32], which states that phase space volumes are conserved under a Hamiltonian flow.

With the Shannon entropy defined for any measurable set $A \in \mathcal{B}$, with respect to a measure μ , now we are in a position to define the information flow among any two sets measurable sets $A_i, A_j \subset \mathcal{B}$.

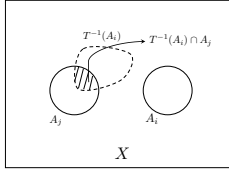


Fig. 1. Schematic showing intuition of information transfer.

Definition 13 (Information Transfer): Let (X, \mathcal{B}, μ) be a probability space and let $T : X \rightarrow X$ be a non-singular transformation. Let $A_i, A_j \subset \mathcal{B}$ such that $\mu(A_i) > 0$. Define μ_{ij} as

$$\mu_{ij} = \frac{\mu(T^{-1}(A_j) \cap A_i)}{\mu(A_i)}. \quad (7)$$

Then the information transferred from set A_i to A_j , with respect to the measure μ , under one iterate of the transformation T is

$$\mathcal{T}_{i \rightarrow j}^\mu = -\mu_{ij} \log \mu_{ij}. \quad (8)$$

If $\mu(A_i) = 0$, then $\mathcal{T}_{i \rightarrow j}^\mu := 0$.

For invertible transformations T , the quantity μ_{ij} can be equivalently defined as

$$\mu_{ij} = \frac{\mu(T(A_i) \cap A_j)}{\mu(A_i)}.$$

Intuitively, the quantity μ_{ij} quantifies the fraction of the volume of A_i that ends up in the set A_j under one iterate of the transformation T (see Fig. 1) and information transfer, thus defined in definition 13, gives the information flow from A_i to A_j under one iterate

of the transformation T . Hence this can be thought of as one-step information transfer.

Proposition 14: Let (X, \mathcal{B}, μ) be a probability space and $T : X \rightarrow X$ a non-singular transformation. Then the information transfer defined in (8) satisfies the following:

- 1) $\mathcal{T}_{i \rightarrow j}^\mu \geq 0$, for $A_i, A_j \in \mathcal{B}$ such that $\mu(A_i) > 0$ and $\mu(A_j) > 0$. Moreover, if $\mu(A_j)$ is zero, then the information transfers $\mathcal{T}_{i \rightarrow j}^\mu$ is zero.
- 2) Information transfer, in general, is asymmetric.

Proof: 1) Consider $A_i, A_j \in \mathcal{B}$ such that $\mu(A_i) > 0$ and $\mu(A_j) > 0$. Then the non-negativity of the information transfer follows directly from the definition of Shannon entropy and $\mathcal{T}_{i \rightarrow j}^\mu = 0$ if and only if $\mu(T^{-1}(A_j) \cap A_i) = 0$. Moreover, let $\mu(A_j) = 0$. Since T is non-singular $\mu(T^{-1}(A_j)) = 0$. And since $0 \leq \mu(A) \leq 1$ for $A \in \mathcal{B}$ and $\mu(T^{-1}(A_j) \cap A_i) \leq \mu(T^{-1}(A_j))$, we have

$$\mu(T^{-1}(A_j) \cap A_i) = 0$$

and hence $\mathcal{T}_{i \rightarrow j}^\mu = 0$.

2) In a system, it may happen that $T^{-1}(A_j) \cap A_i$ is a measure zero set, but $T^{-1}(A_i) \cap A_j = A_k$, such that $\mu(A_k) > 0$. In this case $\mathcal{T}_{i \rightarrow j}^\mu = 0$ but $\mathcal{T}_{j \rightarrow i}^\mu \geq 0$. Hence, information transfer in general is not symmetric. ■

Unlike mutual information between two measurable sets, which is symmetric and quantifies the information shared by two sets, it is the asymmetry property of information transfer which allows us to characterize influence of one measurable set on any other measurable set. In [25], the one-step information transfer between the states in a dynamical system was generalized to define information transfer over multiple time steps. In this set-theoretic setting this amounts to defining information transfer from A_i to A_j under the transformation T^n , for $n \in \mathbb{N}$.

Definition 15 (n-step Information Transfer): Let (X, \mathcal{B}, μ) be a probability space and let $T : X \rightarrow X$ be a non-singular transformation. Let $A_i, A_j \subset \mathcal{B}$. Define μ_{ij}^n as

$$\mu_{ij}^n = \frac{\mu(T^{-n}(A_j) \cap A_i)}{\mu(A_i)}.$$

Then the information transferred from set A_i to A_j , with respect to the measure μ , under n iterates of the transformation T is

$$[\mathcal{T}_{i \rightarrow j}^\mu]^n = -\mu_{ij}^n \log \mu_{ij}^n. \quad (9)$$

Hence, the total information transferred from A_i to A_j as the dynamical system (X, \mathcal{B}, μ, T) evolves n times is

$$[\mathcal{T}_{ij}^\mu]_1^n = \sum_{i=1}^n [\mathcal{T}_{i \rightarrow j}^\mu]^i. \quad (10)$$

C. Ergodicity, Mixing and Information Flow

The term “ergodic” was first used by Ludwig Boltzmann in relation to problems in statistical mechanics.

Definition 16 (Ergodicity [2]): Let (X, \mathcal{B}, μ) be a measure space and $T : X \rightarrow X$ a non-singular transformation. Then T is called ergodic if every invariant set $A \in \mathcal{B}$ is such that $\mu(A) = 0$ or $\mu(X \setminus A) = 0$; that is, T is ergodic if all invariant sets are trivial subsets of X .

The above is one of the many equivalent definitions of ergodicity and depending on the underlying system and the problem in hand a particular equivalent formulation of ergodicity is used. The equivalent definition of ergodicity relevant to the current study is the following:

Definition 17 (Ergodicity): Let (X, \mathcal{B}, μ) be a measure space and let $T : X \rightarrow X$ be a non-singular transformation. Then T is ergodic

if for any two measurable sets $A, B \in \mathcal{B}$ with $\mu(A) > 0$ and $\mu(B) > 0$, there is an $n \in \mathbb{Z}$ such that $\mu(T^{-n}(A) \cap B) > 0$.

Theorem 18: Let (X, \mathcal{B}, μ) be a probability space and $T : X \rightarrow X$ be a non-singular measure-preserving transformation. Then T is ergodic if and only if for any two sets $A, B \in \mathcal{B}$, with $\mu(A) > 0$ and $\mu(B) > 0$ the total information transferred (10) from A to B ($[\mathcal{T}_{AB}^\mu]_1^n$) is non-zero.

Proof: First assume that T is ergodic. Hence, for any two sets $A, B \in \mathcal{B}$ with $\mu(A) > 0$ and $\mu(B) > 0$, there exists $n \in \mathbb{Z}$ such that

$$\mu(T^{-n}(A) \cap B) > 0.$$

Hence for that n ,

$$\mu_{AB}^n = \frac{\mu(T^{-n}(A) \cap B)}{\mu(A)} > 0.$$

Hence, $[\mathcal{T}_{A \rightarrow B}^\mu]^n$ is non-zero and since the information transfer is always positive, the total information flow from A to B , given by

$$[\mathcal{T}_{AB}^\mu]_1^n = \sum_{i=1}^n [\mathcal{T}_{A \rightarrow B}^\mu]^i$$

is non-zero.

On the other hand, assume that for any two sets $A, B \in \mathcal{B}$, with $\mu(A) > 0$ and $\mu(B) > 0$ the total information transfer $[\mathcal{T}_{AB}^\mu]_1^n = \sum_{i=1}^n [\mathcal{T}_{A \rightarrow B}^\mu]^i$ is non-zero. This implies that there exists at least one $n \in \mathbb{Z}$ such that $[\mathcal{T}_{A \rightarrow B}^\mu]^n$ is non-zero. Moreover, since each $[\mathcal{T}_{A \rightarrow B}^\mu]^i > 0$, it implies there exists at least one n such that $[\mathcal{T}_{A \rightarrow B}^\mu]^n > 0$. For that n , since the information transfer is positive, $\mu_{AB}^n > 0$. Hence,

$$\begin{aligned} \mu_{AB}^n &= \frac{\mu(T^{-n}(A) \cap B)}{\mu(A)} > 0 \\ \implies \mu(T^{-n}(A) \cap B) &> 0. \end{aligned} \quad (11)$$

Hence T is ergodic. \blacksquare

Although a plethora of ergodic systems can be constructed or can be abstractly shown to exist, it is extremely difficult to verify ergodicity for naturally occurring systems. Hence, in many cases, ergodicity is proved by proving the system to be satisfying a ‘‘stronger’’ condition called *mixing*.

Definition 19 (Mixing [2]): Let (X, \mathcal{B}, μ) be a probability space and $T : X \rightarrow X$ a measure-preserving transformation. T is called mixing if

$$\lim_{n \rightarrow \infty} \mu(T^{-n}(A) \cap B) = \mu(A)\mu(B), \forall A, B \in \mathcal{B}.$$

As a direct consequence of the definition of mixing we have the following lemma which characterizes mixing using information transfer.

Lemma 20: Let (X, \mathcal{B}, μ) be a probability space and $T : X \rightarrow X$ a non-singular transformation. Let $A, B \in \mathcal{B}$ such that $\mu(A) > 0$ and $\mu(B) > 0$. Then T is mixing if and only if the n -step information transfer, with $n \rightarrow \infty$, from A to B is equal to the entropy of B .

Proof: The proof is straight-forward and follows from the fact that

$$\mu_{AB}^n = \frac{\mu(T^{-n}(A) \cap B)}{\mu(A)}$$

and for T to be mixing one should have

$$\lim_{n \rightarrow \infty} \frac{\mu(T^{-n}(A) \cap B)}{\mu(A)} = \mu(B), \forall A, B \in \mathcal{B}.$$

As stated earlier, mixing is stronger condition than ergodicity and mixing implies ergodicity. This fact can be understood intuitively using the concept of information transfer as follows:

For ergodicity, the necessary and sufficient condition is that there should be a non-zero information flow from any set of positive measure to any other set of positive measure. It does not impose any constraint on the quantity of information transferred. However, for the transformation to be mixing, the information transfer should not only be non-zero but should also be equal to a fixed entropy, determined by the measure of the set to which information is flowing. Thus mixing is a stronger condition and mixing implies ergodicity. Hence, information transfer can be used to distinguish ergodic transformations from mixing.

V. FINITE-DIMENSIONAL APPROXIMATION

In this section, we develop the computational framework for computation of information transfer between the states in the phase space of a dynamical system. The computation is based on set-oriented methods for construction of finite dimensional approximation of the Perron-Frobenius operator associated with a dynamical system (X, \mathcal{B}, μ, T) [36]. For construction of the finite-dimensional approximation of the P-F operator, consider a finite partition \mathcal{X} of X as

$$\mathcal{X} = \{D_1, D_2, \dots, D_N\}, \quad (12)$$

such that $\cup_i D_i = X, D_i \cap D_j = \{\emptyset\}$ for $i \neq j$. Then the finite-dimensional P-F operator on the partition \mathcal{X} is a $N \times N$ matrix P such that

$$[P]_{ij} = \frac{m(T^{-1}(D_j) \cap D_i)}{m(D_i)}, \quad (13)$$

where $[P]_{ij}$ is the ij^{th} entry of the finite-dimensional P matrix and m is the Lebesgue measure. Computationally several short-term trajectories are used to compute the matrix P . In particular, the map T is used to propagate L ‘‘initial conditions’’, which are chosen to be uniformly distributed over each cell D_i and the entry $[P]_{ij}$ is approximated by the fraction of the initial conditions in D_i that end up in cell D_j after one iterate of the map T .

With the finite-dimensional P-F operator, the computation of information transfer between any two sets $D_i, D_j \in \mathcal{X}$ is straightforward. In particular, from (7) and (13) we have $\mu_{ij} = [P]_{ij}$. Hence the information transfer from cell D_i to cell D_j , with respect to the partition \mathcal{X} , is

$$[\mathcal{T}_{D_i \rightarrow D_j}] = -[P]_{ij} \log[P]_{ij}. \quad (14)$$

The expression in (14) is the one-step information transfer and higher order transfers can be obtained similarly by considering powers of the finite-dimensional P matrix. In particular, the information transferred from cell D_i to cell D_j under n iterates of the map T is

$$[\mathcal{T}_{D_i \rightarrow D_j}]^n = -[P^n]_{ij} \log[P^n]_{ij} \quad (15)$$

where

$$[P^n]_{ij} = \frac{m(T^{-n}(D_j) \cap D_i)}{m(D_i)} \quad (16)$$

is the ij^{th} entry of the matrix P^n .

VI. OPTIMAL PLACEMENT OF ACTUATORS AND SENSORS

A. Problem Formulation

Motivated by the problem of control of oil spill in fluid flow, we consider the problem of optimal placement of static actuators and sensors. The spatial distribution of the oil spill is modelled as a

scalar density function $\rho(x, t) \in \mathcal{L}_2(X)$ which is advected by the differential equation

$$\dot{x} = f(x)$$

where $x \in X \subset \mathbb{R}^N$ and X is assumed compact. The evolution of the density $\rho(x, t)$ is given by the linear advection PDE

$$\frac{\partial \rho(x, t)}{\partial t} = \nabla \cdot (f(x)\rho(x, t)). \quad (17)$$

Let $A_k \subset X$, $k = 1, \dots, p$ and $S_l \subset X$, $l = 1, \dots, q$ be the locations of the actuators and sensors.

Assumption 21: We assume $0 < m(A_k) \ll m(X)$ and $0 < m(S_l) \ll m(X)$, where m is the Lebesgue measure.

The controlled evolution of linear advection PDE (17) with spatially located actuators and sensors can be described as follows:

$$\frac{\partial \rho(x, t)}{\partial t} = -\nabla \cdot (f(x)\rho(x, t)) + \sum_{k=1}^p \chi_{A_k}(x) u_k(x, t) \quad (18)$$

$$y_\ell(x, t) = \chi_{S_\ell}(x)\rho(x, t), \quad k = 1, \dots, p, \quad \ell = 1, \dots, q$$

where $\chi_{A_k}(x)$ and $\chi_{S_\ell}(x)$ are the indicator functions for the set A_k and S_ℓ respectively. $u_k(x, t)$ is the control input for the k^{th} actuator and y_ℓ is the output of the ℓ^{th} sensor.

The objective is to provide an approach for optimal locations of A_k and S_l , such that certain controllability and observability conditions are satisfied for the controlled PDE (18).

B. Controllability and Observability of Controlled PDE

In this subsection, we briefly state the main results about controllability and observability of the controlled PDE (18). For details see [33]–[35].

In [34], [35], the authors had provided results connecting the flow of the underlying vector field and infinite-time controllability and observability of the controlled PDE (18). The characterization is in terms of the P-F and the Koopman operators and hence for implementation of the results we consider the finite-dimensional approximation of these operators on a partition of the space X .

Remark 22: For computation of the finite-dimensional P-F operator, the continuous time system $\dot{x} = f(x)$ is discretized using Euler discretization.

The finite dimensional approximation of the P-F operator leads to a coarser notion of controllability which we refer to as *coarse controllability*. The definition of coarse controllability closely follows that of coarse stability as introduced in [12].

Definition 23 (Coarse Controllability [35]): Consider a space X with a finite partition \mathcal{X} . X is said to be coarsely controllable with respect to the partition \mathcal{X} if for an uncontrollable subset $A \subset U \subset X$, there exists no subpartition $S = \{D_{s_1}, D_{s_2}, \dots, D_{s_l}\}$ in \mathcal{X} with domain $S = \cup_{k=1}^l D_{s_k}$, such that $A \subset S$ and S is an uncontrollable subset of X .

Definition 24 (Coarse Controllability from D_k [35]): Let \mathcal{X} be the partition of the space and $D_k \in \mathcal{X}$. The system is said to be coarse controllable from cell D_k if all the cells of the partition \mathcal{X} are reachable from D_k .

For typical partitions, coarse controllability means controllability modulo the uncontrollable sets A , with the uncontrollable sets smaller than the size of the cells within the partitions. When the cell sizes (measure) goes to zero, one recovers the uncontrollable sets fully. Without loss of generality, we make following assumption on the location of the actuators and sensors.

Assumption 25:

$$A_i = D_{k_i}, \quad i = 1, \dots, p \quad \text{where } k_i \in N_a.$$

where, $N_a \subseteq \{1, \dots, N\}$ is the admissible set and it consists of the admissible locations where the actuators can be placed. The assumption essentially implies that the actuator occupies the entire cell of the partition \mathcal{X} . A similar assumption can also be made on the location of the sensor.

With this, we have the following characterization of the controllable region in terms of the finite-dimensional P-F operator P .

Theorem 26: Let P be the finite-dimensional approximation of the P-F semigroup constructed on the finite partition $\mathcal{X} = \{D_1, D_2, \dots, D_N\}$ of X . Let $A_i = D_{k_i}$, $i = 1, 2, \dots, p$ correspond to the location of actuator cells. The following are true.

- 1) If the entire space X is controllable with actuator located on cells D_{k_i} for $i = 1, \dots, p$ i.e.,

$$\mu_c(B) = \sum_{n=0}^{\infty} \alpha^n \left[\mathbb{P}^n \sum_{i=1}^p m_{D_{k_i}} \right] (B) \neq 0$$

for every set $B \subset X$ with $m(B) > 0$, then the vector $\bar{\mu} = (\bar{\mu}_1, \dots, \bar{\mu}_N) \in \mathbb{R}^N$ is nonzero i.e., $\bar{\mu}_k \neq 0$ for $k = 1, \dots, N$, where

$$\bar{\mu} = \sum_{n=0}^{\infty} \alpha^n \sum_{i=1}^p e_{k_i}^\top P^n \quad (19)$$

and $e_{k_i} \in \mathbb{R}^N$ is a column vector consisting of all zeros with 1 at k_i^{th} location.

- 2) If $\bar{\mu}$ as defined in Eq. (19) is nonzero (element wise) then then system is coarse controllable.

Proof: See [35]. ■

Essentially, this theorem proves that if the actuators are located in the cells D_{k_i} , then under the flow all the other cells are reachable from these actuator cells. Similar results exists for sensor placement [35] where if the sensors are located in cells D_i , then these cells are reachable from all the other cells. For results on coarse observability, see [35].

C. Information Transfer and Optimal Placement

Let $\mathcal{X} = \{D_1, \dots, D_N\}$ be a finite partition of the space X . Then from (15), it can be seen that the cell D_j is reachable from cell D_i if and only if there exists a n such that the n -step information transfer is non-zero. Note that if the $N-1$ -step information transfer from D_i to D_j is zero, then for all $n > N-1$ the n -step information transfer remains zero. This follows from the fact that the finite partition can be thought of as a graph of N nodes and if one node (D_j) is not reachable from some other node (D_i) in steps less than or equal to $N-1$, then D_j is not reachable from D_i at all. See [35] for a detailed discussion on this.

Hence, the problem of optimal placement of actuators reduces to finding the minimum number of cells in the partition, such that there is non-zero information transfer from these cells to all the other cells. The optimization problem can be formulated in many different ways and we discuss the very obvious formulation. For other formulations see [34], [35]. Let $e \in \mathbb{R}^{1 \times N}$ be a vector of length N with entries zero and one. Then one can write the optimal placement problem as

$$\begin{aligned} \min \quad & \|e\|_0 \\ \text{subject to} \quad & e\mathcal{T} > 0 \\ & e_i \in \{0, 1\} \end{aligned} \quad (20)$$

where \mathcal{T} is the information transfer matrix such that $[\mathcal{T}]_{ij}$ is the total information transfer from cell D_i to cell D_j in $N-1$ time steps. However, the optimization problem (20) is non-convex. A

relaxed version of (20) is a convex problem and the optimization problem can be stated as

$$\begin{aligned} \min \quad & \|e\|_1 \\ \text{subject to} \quad & e^T \mathcal{T} > 0 \\ & e_i \in [0, 1], \sum_i e_i = p, \end{aligned} \quad (21)$$

where p is the number of actuators. Note that the relaxed problem provides a sub-optimal solution and the optimal solution e^* , in general, will not be binary and one can provide a sub-optimal solution to the actuator placement problem by considering the largest p values of e^* and place the actuators in those cells. The relaxed optimization places the given number of actuators in those cells such that the non-zero information transfer region is maximized, thus maximizing the coarse controllable region.

For the sensor placement problem the optimization problem, the objective is to choose the minimum number of cells such that information transfer from each of the other cells to these cells is non-zero, thus achieving coarse observability. Hence the relaxed optimization problem is

$$\begin{aligned} \min \quad & \|e\|_1 \\ \text{subject to} \quad & \mathcal{T}^T e^T > 0 \\ & e_i \in [0, 1], \sum_i e_i = q \end{aligned}$$

where q is the number of sensors.

D. Simulation Results

1. Control of contaminants in Double Gyre flow field

We consider the double gyre fluid flow field given by

$$\dot{x} = -\pi \sin(\pi x) \cos(\pi y), \quad \dot{y} = \pi \sin(\pi y) \cos(\pi x)$$

where $(x, y) \in X = [0, 2] \times [0, 1]$ (Fig. 2). The Double Gyre flow field is often used as a model for oceanographic flow field [37] and the interest in this example comes from the problem of control of contaminants in oceanographic flows [38], [39].

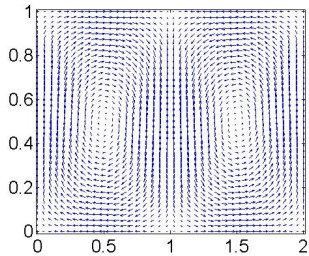


Fig. 2. Double gyre velocity field

For the finite-dimensional approximation we consider a 60×60 partition of the state space and we choose a total of 20 actuators. The position of the actuators, obtained using the optimization problem (21) is shown in Fig. 3(a) and the information transfer to all the cells from these 20 actuator cells are shown in Fig. 3(b). It should be noted that the information transfer is not non-zero to all the cells from these 20 cells and thus to achieve full coarse controllability, one would require more actuators.

2. Sensor placement in building systems

The vector field used in this example is the average velocity field obtained from a detailed finite element-based simulation of Navier Stokes equation. For the purpose of simulation, we only employ a two dimensional slice of the three dimensional velocity field as

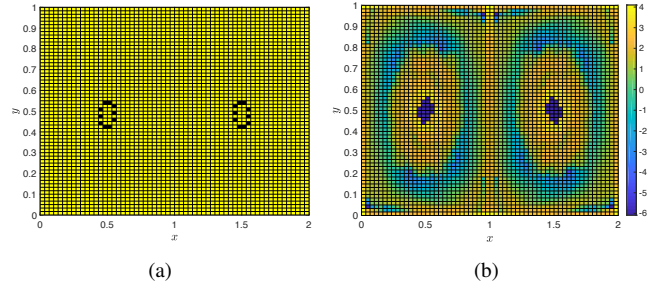


Fig. 3. (a) Position of the 20 actuators. (b) Total information transfer from the actuator cells to all the cells in the state space in log scale.

shown in Fig. 4. The dimensions of the room are as follows: $0 \leq x \leq 1.52m$ and $0 \leq y \leq 1.68m$. The order of magnitude for the velocity field is $O(1)$. The Reynolds number of the flow is $Re = 76725$ and the Prandtl number $Pr = 0.729$.

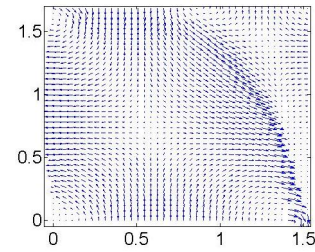


Fig. 4. Fluid flow vector field in building.

For the finite-dimensional approximation of the P-F operator we divide the state space into 60×60 divisions and choose 6 sensors for maximizing the coarse observable region.

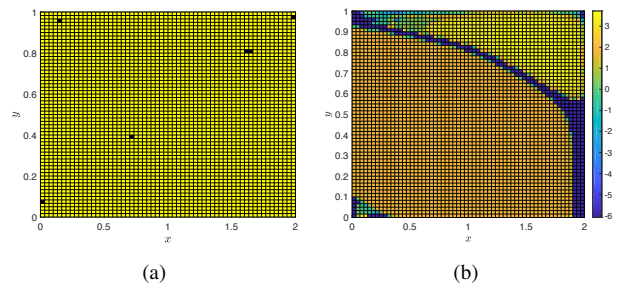


Fig. 5. (a) Position of the 6 sensors. (b) Total information transfer to the sensor cells from all the cells in the state space in log scale.

In Fig. 5(a) the position of the 6 sensors are shown (black boxes). The corresponding coarse observable region is shown in Fig. 5(b) where the information transfer to the sensor cells from all the other cells are plotted in log scale. It is observed that most of the state space is observable with the 6 sensors, with the separatrix not being observed. This is because the separatrix divides the state space into invariant regions and the 6 sensors are placed in each of these invariant subspaces. Hence these sensors can *observe* only the corresponding invariant subspace and cannot observe the separatrix and hence very little information flows from the separatrix to the sensors. This is indicated by the blue region in Fig. 5(b). Ideally there should not be any information flow from the separatrix to the sensors, however in the simulations to finite partitions, there

is very small non-zero information flow from the separatrix to the sensors.

VII. CONCLUSIONS

In this paper we extend the concept of information transfer between the states in a dynamical system to define information transfer between the measurable sets of a dynamical system and we show the defined information transfer measure satisfy the intuitions of information flow, namely, zero transfer and transfer asymmetry. We further show how information transfer is connected with the dynamical system concepts of ergodicity and mixing and provide necessary and sufficient conditions in terms of information transfer measure for a system to be ergodic or mixing. Finally, we formulate a convex optimization problem in terms of information transfer to address the problem of optimal placement of actuators and sensors for control of non-equilibrium dynamics and demonstrate the efficiency of the developed framework on two different systems.

REFERENCES

- [1] V. I. Arnol'd, *Mathematical methods of classical mechanics*. Springer Science & Business Media, 2013, vol. 60.
- [2] A. Lasota and M. C. Mackey, *Chaos, Fractals, and Noise: Stochastic Aspects of Dynamics*. New York: Springer-Verlag, 1994.
- [3] A. Katok and B. Hasselblatt, *Introduction to the modern theory of dynamical systems*. Cambridge, UK: Cambridge University Press, 1995.
- [4] M. Dellnitz and O. Junge, "On the approximation of complicated dynamical behavior," *SIAM Journal on Numerical Analysis*, vol. 36, pp. 491–515, 1999.
- [5] I. Mezić and A. Banaszuk, "Comparison of systems with complex behavior: spectral methods," in *Proceedings of the 39th IEEE Conference on Decision and Control (Cat. No.00CH37187)*, vol. 2, 2000, pp. 1224–1231 vol.2.
- [6] G. Froyland, "Extracting dynamical behaviour via Markov models," in *Nonlinear Dynamics and Statistics: Proceedings, Newton Institute, Cambridge, 1998*, A. Mees, Ed. Birkhauser, 2001, pp. 283–324.
- [7] O. Junge and H. Osinga, "A set oriented approach to global optimal control," *ESAIM: Control, Optimisation and Calculus of Variations*, vol. 10, no. 2, pp. 259–270, 2004.
- [8] I. Mezić and A. Banaszuk, "Comparison of systems with complex behavior," *Physica D*, vol. 197, pp. 101–133, 2004.
- [9] M. Dellnitz, O. Junge, W. S. Koon, F. Lekien, M. Lo, J. E. Marsden, K. Padberg, R. Preis, S. D. Ross, and B. Thiere, "Transport in dynamical astronomy and multibody problems," *International Journal of Bifurcation and Chaos*, vol. 15, pp. 699–727, 2005.
- [10] I. Mezić, "Spectral properties of dynamical systems, model reduction and decompositions," *Nonlinear Dynamics*, vol. 41, no. 1-3, pp. 309–325, 2005.
- [11] P. G. Mehta and U. Vaidya, "On stochastic analysis approaches for comparing dynamical systems," in *Proceeding of IEEE Conference on Decision and Control*, Spain, 2005, pp. 8082–8087.
- [12] U. Vaidya and P. G. Mehta, "Lyapunov measure for almost everywhere stability," *IEEE Transactions on Automatic Control*, vol. 53, no. 1, pp. 307–323, 2008.
- [13] A. Raghunathan and U. Vaidya, "Optimal stabilization using lyapunov measures," *IEEE Transactions on Automatic Control*, vol. 59, no. 5, pp. 1316–1321, 2014.
- [14] Y. Susuki and I. Mezić, "Nonlinear koopman modes and coherency identification of coupled swing dynamics," *IEEE Transactions on Power Systems*, vol. 26, no. 4, pp. 1894–1904, 2011.
- [15] M. Budisic, R. Mohr, and I. Mezić, "Applied koopmanism," *Chaos*, vol. 22, pp. 047510–32, 2012.
- [16] A. Mauroy and I. Mezić, "A spectral operator-theoretic framework for global stability," in *Proc. of IEEE Conference of Decision and Control*, Florence, Italy, 2013.
- [17] A. Surana and A. Banaszuk, "Linear observer synthesis for nonlinear systems using koopman operator framework," in *Proceedings of IFAC Symposium on Nonlinear Control Systems*, Monterey, California, 2016.
- [18] E. Yeung, Z. Liu, and N. O. Hodas, "A koopman operator approach for computing and balancing gramians for discrete time nonlinear systems," in *2018 Annual American Control Conference (ACC)*. IEEE, 2018, pp. 337–344.
- [19] E. Yeung, S. Kundu, and N. Hodas, "Learning deep neural network representations for koopman operators of nonlinear dynamical systems," *arXiv preprint arXiv:1708.06850*, 2017.
- [20] C. E. Shannon, "A mathematical theory of communication," *Bell system technical journal*, vol. 27, no. 3, pp. 379–423, 1948.
- [21] H. Marko, "The bidirectional communication theory—a generalization of information theory," *IEEE Transactions on communications*, vol. 21, no. 12, pp. 1345–1351, 1973.
- [22] G. Kramer, "Directed information for channels with feedback," in *PhD Thesis*, Swiss Federal Institute of Technology Zurich, 1998.
- [23] J. L. Massey, "Causality, feedback and directed information," in *Proc. Intl. Symp. on Info. th. and its Applications*, Waikiki, Hawaii, USA, 1990.
- [24] X. S. Liang and R. Kleeman, "Information transfer between dynamical system components," *Physical Review Letters*, vol. 95, p. 244101, 2005.
- [25] S. Sinha and U. Vaidya, "Causality preserving information transfer measure for control dynamical system," in *2016 IEEE 55th Conference on Decision and Control (CDC)*. IEEE, 2016, pp. 7329–7334.
- [26] —, "On information transfer in discrete dynamical systems," in *2017 Indian Control Conference (ICC)*. IEEE, 2017, pp. 303–308.
- [27] U. Vaidya and S. Sinha, "Information based causal measure for influence characterization in dynamical systems with applications," *Accepted for publication in IEEE Proceedings of American Control Conference*, 2016.
- [28] S. Sinha, P. Sharma, U. Vaidya, and V. Ajjarapu, "Identifying causal interaction in power system: Information-based approach," in *2017 IEEE 56th Annual Conference on Decision and Control (CDC)*. IEEE, 2017, pp. 2041–2046.
- [29] —, "On information transfer based characterization of power system stability," *arXiv preprint arXiv:1809.07704*, 2018.
- [30] S. Sinha and U. Vaidya, "Data-driven approach for inferring causality and network topology," in *2018 Annual American Control Conference (ACC)*. IEEE, 2018, pp. 436–441.
- [31] —, "On data-driven computation of information transfer for causal inference in dynamical systems," *arXiv preprint arXiv:1803.08558*, 2018.
- [32] H. Goldstein, C. Poole, and J. Safko, "Classical mechanics," 2002.
- [33] U. Vaidya, R. Rajaram, and S. Dasgupta, "Actuator and sensor placement in linear advection PDE with building system application," *Journal of Mathematical Analysis and Application*, vol. 394, pp. 213–224, 2012.
- [34] S. Sinha, U. Vaidya, and R. Rajaram, "Optimal placement of actuators and sensors for the control of nonequilibrium dynamics," in *Proceedings of European Control Conference*, 2013.
- [35] —, "Operator theoretic framework for optimal placement of sensors and actuators for control of nonequilibrium dynamics," *Journal of Mathematical Analysis and Applications*, vol. 440, no. 2, pp. 750–772, 2016.
- [36] M. Dellnitz and O. Junge, "Set oriented numerical methods for dynamical systems," *Handbook of dynamical systems*, vol. 2, pp. 221–264, 2002.
- [37] A. M. Mancho, D. Small, and S. Wiggins, "A tutorial on dynamical systems concepts applied to Lagrangian transport in oceanic flows defined as finite time data set: Theoretical and computational issues," *Physics Reports*, vol. 437, pp. 55–124, 2006.
- [38] I. Mezić, S. Loire, V. A. Fonoberov, and P. Hogan, "A new mixing diagnostic and gulf oil spill movement," *Science*, vol. 330, no. 6003, pp. 486–489, 2010.
- [39] M. J. Olascoaga and G. Haller, "Forecasting sudden changes in environmental pollution patterns," *Proceedings of the National Academy of Sciences*, vol. 109, no. 13, pp. 4738–4743, 2012.