

A revenue allocation scheme based on pairwise comparisons

Dóra Gréta Petróczy^a

László Csató^b

15th July 2022

“The analysis of revenue sharing has paid little attention to the different ways that revenues for sharing can be collected or the basis of their allocation.” (Szymanski, 2003, p. 1182)

Abstract

A model of sharing revenues among groups when group members are ranked several times is presented. The methodology is based on pairwise comparison matrices, allows for the use of any weighting method, and makes possible to tune the level of inequality. Our proposal is demonstrated on the example of Formula One prize money allocation among the constructors. We introduce an axiom called scale invariance, which requires the ranking of teams to be independent of the parameter controlling inequality. The eigenvector method is revealed to violate this condition in our dataset, while the row geometric mean method always satisfies it. The revenue allocation is not influenced by the arbitrary valuation given to the race prizes in the official points scoring system of Formula One.

Keywords: Decision analysis; pairwise comparisons; revenue allocation; Formula One; axiomatic approach

MSC class: 62F07, 90B50, 91B08

JEL classification number: C44, D71

1 Introduction

Professional sports leagues and championships generate today billions of euros in common revenue, as a result its allocation among the participants is often burdened with serious legal disputes centred around unequal shares and the possible violation of competition laws. Consequently, constructing allocation rules which depend only on a few arbitrary variables, and are relatively simple, robust, and understandable for all participants, poses an important topic of academic research.

^a E-mail: doragreta.petroczy@uni-corvinus.hu

Corvinus University of Budapest (BCE), Department of Finance

^b E-mail: csato.laszlo@sztaki.mta.hu

Institute for Computer Science and Control, Hungarian Academy of Sciences (MTA SZTAKI), Laboratory on Engineering and Management Intelligence, Research Group of Operations Research and Decision Systems

Corvinus University of Budapest (BCE), Department of Operations Research and Actuarial Sciences

Formula One (Formula 1, or simply F1) is the highest class of single-seater car racing. A Formula One season consists of several races taking place around the world. The drivers and constructors accumulate points on each race to obtain the annual World Championships, one for drivers, and one for constructors. Since running a team costs at least 100 million US dollars,¹ the distribution of Formula One prize money (1,004 million US dollars in 2019²) can substantially affect competitive balance and the uncertainty around the expected outcome of races. The topic is also actual because Liberty Media, the owner of the company controlling Formula One since January 2017, plans to reform the revenue allocation of the championship.³

Hence, the current paper aims to propose a formal model which can be used, for example, to share Formula One prize money among the constructors in a meaningful way. The proposal is based on pairwise comparisons and has strong links to the Analytic Hierarchy Process (AHP), a famous decision-making framework. Our solution has the following – mainly advantageous – features:

- The derivation of the pairwise comparison matrix from the race results depends on a single variable, which regulates the inequality of the distribution. The user can choose this by taking into account preferences on how much inequality is desirable.
- It allows for the use of any weight deriving methods used in the AHP literature;
- Except for its sole parameter, the methodology is not influenced by any ad hoc decision such as the scores used in the official points system of Formula One.⁴
- It supports the reliable performance of the bottom teams, which seldom score points, therefore the current system awards if they achieve unexpected results, mainly due to extreme events in some races.

Besides that, a reasonable axiom in our setting is introduced for weighting methods, and its violation by the eigenvector method is presented in real data.

The proposed methodology can be applied not only for sharing Formula One prize money among the constructors but in any area where resources/revenues should be allocated among groups whose members are ranked several times. Potential examples include further racing competitions such as [Grand Prix motorcycle racing](#), combined events in athletics like [decathlon](#) and [heptathlon](#), the performance of countries in the [Olympic](#)

¹ The study “Revealed: The \$2.6 billion budget that fuels F1’s 10 teams” by *Christian Sylt* is available at <https://www.forbes.com/sites/csylt/2018/04/08/revealed-the-2-6-billion-budget-that-fuels-f1s-ten-teams>.

² See the summary titled “Formula 1 teams’ prize money payments for 2019 revealed” by *Dieter Rencken* and *Keith Collantine*, which can be accessed at <https://www.racefans.net/2019/03/03/formula-1-teams-prize-money-payments-for-2019-revealed/>.

³ Consider the article “F1 2021: Liberty’s masterplan for Formula One’s future uncovered” by *Dieter Rencken* and *Keith Collantine*, available at <https://www.racefans.net/2018/04/11/f1-2021-libertys-masterplan-for-formula-ones-future-uncovered/>. Another column titled “Revealed: The winners and losers under Liberty’s 2021 F1 prize money plan” by *Dieter Rencken* and *Keith Collantine* discusses the potential impacts of this plan and can be accessed at <https://www.racefans.net/2018/04/11/revealed-the-winners-and-losers-under-libertys-2021-f1-prize-money-plan/>.

⁴ The long list of Formula One World Championship points scoring systems, available at https://en.wikipedia.org/wiki/List_of_Formula_One_World_Championship_points_scoring_systems, highlights the arbitrariness of the rules, and suggests that the relative importance of the different positions in a race remains unclear. Study also its criticism in [Haigh \(2009, Section 2\)](#).

Games, schools on the basis of student tests in various subject areas, or even workplaces where individual contributions on various projects are ranked.

The paper proceeds as follows. Section 2 gives an overview of related articles. The methodology is presented in Section 3, and is applied in Section 4 to the Formula One World Constructors' Championship between 2014 and 2018. Section 5 concludes.

2 Literature review

Our work is connected to several research fields. First, revenue sharing and its impact on competitive balance is a prominent topic of sports economics. Atkinson et al. (1988) examine revenue allocation as an incentive mechanism encouraging the desired behaviour of the teams in a league. Késenne (2000) analyses revenue sharing under the profit- and utility-maximising hypothesis, and finds that equality promotes competitive balance. However, revenue sharing can lead to a more uneven contest under reasonable assumptions (Szymanski, 2003; Szymanski and Késenne, 2004). Bergantiños and Moreno-Ternero (2019) give direct, axiomatic, and game-theoretical foundations for two simple rules used to share the money coming from broadcasting sports leagues among participating teams.

Second, the proposed method is based on multiplicative pairwise comparison matrices (Saaty, 1977, 1980), thus it continues the applications of the AHP in resource allocation problems (Ramanathan and Ganesh, 1995; Saaty et al., 2007). For example, Ossadnik (1996) extensively uses pairwise comparison matrices to allocate the expected synergies in a merger to the partners. Furthermore, the current paper offers theoretical contributions on this area. In particular, we consider two popular weighting methods and introduce a reasonable axiom called *scale invariance*, that is, the ranking should be independent of the variable governing the inequality of the allocation. Since it will be investigated whether this requirement is satisfied by the two methods in the case of Formula One results, our paper can be regarded as a companion to Duleba and Moslem (2019), which provides the first examination of another property called *Pareto efficiency* (Blanquero et al., 2006; Bozóki, 2014; Bozóki and Fülöp, 2018) on real data.

Third, there are some direct applications of pairwise comparison matrices in sports ranking. Csató (2013) and Csató (2017) recommend this approach to obtain a fair ranking in Swiss-system chess team tournaments. Bozóki et al. (2016) address the issue of ranking top tennis players of all time, while Chao et al. (2018) evaluate historical Go players.

Fourth, many articles have studied economic problems emerging in Formula One. Rule changes seem to reduce the teams' performances but to improve competitive balance, and the revenue gain from the latter turns out to be bigger than revenue loss from the former (Mastromarco and Runkel, 2009). Judde et al. (2013) undertake an econometric analysis of competitive balance in this sport. Zaksaitė and Raduševičius (2017) examine the legal aspects of team orders and other tactical decisions in Formula One. According to Budzinski and Müller-Kock (2018), the revenue allocation scheme of this sport is consistent with an anticompetitive interpretation and may be subject to an antitrust investigation. Gutiérrez and Lozano (2018) propose a framework for the design efficiency assessment of some racing circuits that hosted Formula One. Henderson and Kirrane (2018) offer a Bayesian approach to forecast race results. Schreyer and Torgler (2018) investigate whether race outcome uncertainty affects the TV demand for Formula One in Germany, and conclude that a balanced competition increases the number of viewers.

Fifth, our procedure leads to an alternative ranking of Formula One constructors, which has its antecedents, too. Kladroba (2000) introduces well-known methods of aggregation to

determine the World Championship in 1998. Some of the ranking problems that occurred in the history of Formula One are found to result from defects of the Borda method (Soares de Mello et al., 2005). Haigh (2009) illustrates the instability of the scoring system and argues that any system should be robust to plausible changes, which is not satisfied by the Formula One scoring rules. According to Anderson (2014), subjective point-based rankings may fail to provide an accurate ranking of competitors based on ability. Soares de Mello et al. (2015) present a variant of the Condorcet method with weakly rational decision-makers to compare the teams which competed in the 2013 season. Sitarz (2013) presents the incenter of a convex cone to obtain a new ranking of Formula One drivers. Phillips (2014) measures driver performances by adjusting for team and competition effects. Bell et al. (2016) aim to identify the best Formula One drivers of all time. Corvalan (2018) addresses the problem of how the election of the world champion depends on the particular valuation given to the race prizes.

3 Theoretical background

In this section, the main components of the model will be presented: the multiplicative pairwise comparison matrix, its derivation from the race results, a straightforward axiom in our setting, and a basic measure of inequality.

3.1 Multiplicative pairwise comparison matrices

Consider a set of alternatives $N = \{1, 2, \dots, n\}$ such that their pairwise comparisons are known: a_{ij} shows how many times alternative i is better than alternative j .

The sets of positive (with all elements greater than zero) vectors of size n and matrices of size $n \times n$ are denoted by the symbols \mathbb{R}_+^n and $\mathbb{R}_+^{n \times n}$, respectively.

The pairwise comparisons are collected into a matrix satisfying the reciprocity condition, hence any entry below the diagonal equals the reciprocal of the corresponding entry above the diagonal.

Definition 3.1. *Multiplicative pairwise comparison matrix:* Matrix $\mathbf{A} = [a_{ij}] \in \mathbb{R}_+^{n \times n}$ is a *multiplicative pairwise comparison matrix* if $a_{ji} = 1/a_{ij}$ holds for all $1 \leq i, j \leq n$.

We will sometimes omit the word “multiplicative” for the sake of simplicity.

Let $\mathcal{A}^{n \times n}$ be the set of pairwise comparison matrices with n alternatives.

Pairwise comparisons are usually used to obtain an approximation of the relative priorities of the alternatives.

Definition 3.2. *Weight vector:* Vector $\mathbf{w} = [w_i] \in \mathbb{R}_+^n$ is a *weight vector* if $\sum_{i=1}^n w_i = 1$.

Let \mathcal{R}^n be the set of weight vectors of size n .

Definition 3.3. *Weighting method:* Mapping $f : \mathcal{A}^{n \times n} \rightarrow \mathcal{R}^n$ is a *weighting method*.

The weight of alternative i in the pairwise comparison matrix $\mathbf{A} \in \mathcal{A}^{n \times n}$ according to the weighting method f is denoted by $f_i(\mathbf{A})$.

There exist several methods to derive a weight vector, see, for example, Choo and Wedley (2004) for a thorough overview. The most popular procedures are the *eigenvector method* (Saaty, 1977, 1980), and the *row geometric mean (logarithmic least squares) method* (Crawford and Williams, 1980, 1985; De Graan, 1980; de Jong, 1984; Rabinowitz, 1976).

Definition 3.4. *Eigenvector method (EM):* The weight vector $\mathbf{w}^{EM}(\mathbf{A}) \in \mathcal{R}^n$ provided by the *eigenvector method* is the solution of the following system of linear equations for any pairwise comparison matrix $\mathbf{A} \in \mathcal{A}^{n \times n}$:

$$\mathbf{A}\mathbf{w}^{EM}(\mathbf{A}) = \lambda_{\max} \mathbf{w}^{EM}(\mathbf{A}),$$

where λ_{\max} denotes the maximal eigenvalue, also known as the principal or Perron eigenvalue, of the (positive) matrix \mathbf{A} .

Definition 3.5. *Row geometric mean method (RGM):* The *row geometric mean method* is the function $\mathbf{A} \rightarrow \mathbf{w}^{RGM}(\mathbf{A})$ such that the weight vector $\mathbf{w}^{RGM}(\mathbf{A})$ is given by

$$w_i^{RGM}(\mathbf{A}) = \frac{\prod_{j=1}^n a_{ij}^{1/n}}{\sum_{k=1}^n \prod_{j=1}^n a_{kj}^{1/n}}.$$

The row geometric mean method is sometimes called the *Logarithmic Least Squares Method (LLSM)* because it is the solution of the following optimisation problem:

$$\min_{\mathbf{w} \in \mathcal{R}^n} \sum_{i=1}^n \sum_{j=1}^n \left[\log a_{ij} - \log \left(\frac{w_i}{w_j} \right) \right]^2.$$

Although the application of the row geometric mean is axiomatically well-founded (Fichtner, 1986; Barzilai, 1997; Lundy et al., 2017; Bozóki and Tsyganok, 2019), and the eigenvector method has some serious theoretical shortcomings (Johnson et al., 1979; Blanquero et al., 2006; Bana e Costa and Vansnick, 2008), Saaty’s proposal remains the default choice of most practitioners. Therefore, both procedures will be considered.

3.2 From race results to a pairwise comparison matrix

A Formula One season consists of a series of races, contested by two cars/drivers of each constructor/team. We say that team i has scored one goal against team j if a given car of team i is ahead of a given car of team j in a race. Thus, if there are no incomparable cars, then:

- Team i (j) has scored four (zero) goals against team j (i) if both cars of team i have finished above both cars of team j ;
- Team i (j) has scored three (one) goal(s) against team j (i) if one car of team i has finished above both cars of team j , and the other car of team i has finished above one car of team j ;
- Team i (j) has scored two (two) goals against team j (i) if one car of team i has finished above both cars of team j but both cars of team j have finished above the other car of team i .⁵

The goals scored by the constructors in a race are aggregated over the whole season without weighting, similarly to the official points scoring system.⁶

⁵ We follow the official definition in classifying a driver as finished if he completed over 90% of the race distance.

⁶ Except for the [2014 Abu Dhabi Grand Prix](#), which awarded double points as the last race of the season.

Consequently, the maximum number of goals that a team can score against another is four times the number of races. Since a car might not finish a race, it is assumed that all finishing car is better than another, which fails to finish. Nonetheless, two cars may be incomparable if both of them failed to finish the race. In this case, no goal is scored. The goals of the constructors are collected into the $n \times n$ *goals matrix*.

The pairwise comparison matrix $\mathbf{A} = [a_{ij}]$ is obtained from the goals matrix: if constructor i has scored g_{ij} goals against constructor j , while constructor j has scored g_{ji} goals against constructor i , then $a_{ij} = g_{ij}/g_{ji}$ and $a_{ji} = g_{ji}/g_{ij}$ to guarantee the reciprocity condition. Theoretically, this procedure is ill-defined because the problem of division by zero is not addressed. However, in our dataset g_{ij} was always positive, in other words, at least one car of every team was ahead of one car of any other team at least in one race during the whole season. Thus the somewhat arbitrary adjustment of zeros in [Bozóki et al. \(2016\)](#) can be avoided.

As we have mentioned, two weighting methods, the *EM* and the *RGM* will be used to derive a weight vector, which directly provides an allocation of the available amount.

The presented procedure does not contain any variable, thus it might lead to an allocation which cannot be tolerated by the decision-maker because of its (in)equality. Hence the definition of the pairwise comparison matrix is modified such that:

$$a_{ij} = \left(\frac{g_{ij}}{g_{ji}}\right)^\alpha \quad \text{and} \quad a_{ji} = \left(\frac{g_{ji}}{g_{ij}}\right)^\alpha \quad \text{for all } i, j \in N,$$

where $\alpha \geq 0$ is a parameter. If α is small, then \mathbf{A} is close to the unit matrix, the weights are almost the same, and the shares remain roughly equal. The effect of α will be further investigated in Section 4.

3.3 A natural axiom for weighting methods

Some papers ([Genest et al., 1993](#); [Csató and Rónyai, 2016](#)) examine ordinal pairwise preferences, that is, pairwise comparison matrices with entries of a or $1/a$. This idea has inspired the following requirement, which is also an adaptation of the property called *power invariance* ([Fichtner, 1984](#)) for the ranking of the alternatives.

Axiom 1. *Scale invariance:* Let $\mathbf{A} = [a_{ij}] \in \mathcal{A}^{n \times n}$ be any pairwise comparison matrix and $\beta > 0$ be a (positive) parameter. Let $\mathbf{A}^{(\beta)} = [a_{ij}^{(\beta)}] \in \mathcal{A}^{n \times n}$ be the pairwise comparison matrix defined by $a_{ij}^{(\beta)} = a_{ij}^\beta$. Weighting method $f : \mathcal{A}^{n \times n} \rightarrow \mathcal{R}^n$ is called *scale invariant* if for all $1 \leq i, j \leq n$:

$$f_i(\mathbf{A}) \geq f_j(\mathbf{A}) \iff f_i(\mathbf{A}^{(\beta)}) \geq f_j(\mathbf{A}^{(\beta)}).$$

Scale invariance implies that the ranking of the alternatives does not change if a different scale is used for pairwise comparisons. For example, when only two verbal expressions, “weakly preferred” and “strongly preferred” are allowed, the ranking should remain the same if these preferences are represented by the values 2 and 3, or 4 and 9, respectively.

In the setting of Section 3.2, scale invariance does not allow the ranking of the teams to depend on the parameter α , which seems to be reasonable because the underlying data (the goals matrix) are fixed. In other words, if constructor i receives more money than constructor j under any value of α , then it should receive more money for all $\alpha > 0$.

Proposition 3.1. *The eigenvector method does not satisfy scale invariance.*

Proof. A counterexample is sufficient for this purpose, which is provided by Genest et al. (1993, Example 2.1) as Genest et al. (1993, Figure 1) shows. \square

Proposition 3.2. *The row geometric mean method satisfies scale invariance.*

Proof. Note that $w_i^{RGM} \geq w_j^{RGM} \iff \prod_{k=1}^n a_{ik} \geq \prod_{k=1}^n a_{jk} \iff \prod_{k=1}^n a_{ik}^{(\alpha)} \geq \prod_{k=1}^n a_{jk}^{(\alpha)}$, which immediately verifies the statement. \square

3.4 Measuring inequality

A basic indicator of competition among firms is the Herfindahl-Hirschman index.

Definition 3.6. *Herfindahl-Hirschman index (HHI):* Let $\mathbf{w} \in \mathcal{R}^n$ be a weight vector. Its *Herfindahl-Hirschman index* is:

$$HHI(\mathbf{w}) = \sum_{i=1}^n w_i^2.$$

The maximum of HHI is one when one constructor receives the whole amount. However, its minimum (reached when all constructors receive the same amount) is influenced by the number of constructors, therefore it is worth considering a normalised version of the HHI .

Definition 3.7. *Normalised Herfindahl-Hirschman index (HHI*):* Let $\mathbf{w} \in \mathcal{R}^n$ be a weight vector. Its *normalised Herfindahl-Hirschman index* is:

$$HHI^*(\mathbf{w}) = \frac{HHI(\mathbf{w}) - 1/n}{1 - 1/n} = \frac{\sum_{i=1}^n w_i^2 - 1/n}{1 - 1/n}.$$

The value of HHI^* is always between 0 (equal shares) and 1 (maximal inequality).

Since the HHI better reflects market concentration, while the normalised Herfindahl-Hirschman index quantifies the equality of distributions, we will use the latter.

4 Results

To illustrate the proposed allocation scheme, the 2014 Formula One season will be investigated in detail. Table 1 shows the goals matrix where the teams are ranked according to the official championship result (Sauber and Marussia both obtained zero points in this year). For example, a car of Mercedes was better than a car of Red Bull on 61 occasions, while a car of Red Bull was better than a car of Mercedes on 14 occasions.

It can be seen that all entries above the diagonal are higher than the corresponding element below the diagonal, thus a team, which has scored more points in the official ranking, is almost always preferred to a team with a lower number of points by pairwise comparisons. The only exception is Marussia vs Sauber, where the latter constructor has a robust advantage.

Figure 1 plots the shares of the 11 competing teams with our methodology. Due to the same underlying pairwise comparison matrix, results given by the eigenvector and row geometric mean methods do not differ substantially. Mercedes is the dominant team according to both methods, with an ever increasing share as a function of parameter α (see Figure 1.a). There are five middle teams (Red Bull, Williams, Ferrari, McLaren, Force India), which receive more money than the equal share in the case of small α (see

Table 1: Goals matrix, 2014

	Mercedes	Red Bull	Williams	Ferrari	McLaren	Force India	Toro Rosso	Lotus	Marussia	Sauber	Caterham
Mercedes	—	61	63	62	64	64	65	65	66	66	66
Red Bull	14	—	43	54	56	58	64	64	64	64	64
Williams	11	31	—	44	47	47	62	66	68	68	68
Ferrari	13	22	31	—	42	48	64	66	69	70	69
McLaren	11	20	29	34	—	41	59	65	69	70	71
Force India	12	16	28	28	35	—	52	61	64	63	64
Toro Rosso	10	7	11	12	16	21	—	47	56	54	56
Lotus	5	8	6	10	11	11	22	—	49	40	51
Marussia	6	8	7	7	7	7	15	16	—	28	34
Sauber	7	8	4	5	2	5	13	29	44	—	44
Caterham	3	8	5	6	3	4	15	12	22	23	—

Figure 1.b). Their ranking coincides with the official one for the row geometric mean, although Ferrari, which has scored 216 points in the season, has only a negligible advantage over McLaren, which has scored 181 points. On the other hand, the five weakest teams (Toro Rosso, Lotus, Marussia, Sauber, Caterham) receive less if parameter α increases (see Figure 1.c). The row geometric mean ranking reflects the official ranking again, although the difference between the shares of Marussia and Sauber is barely visible.

Proposition 3.2 guarantees that the ranking of the constructors according to their share of the revenue remains unchanged as a function of α if the row geometric mean method is applied. Contrarily, the eigenvector method can lead to a rank reversal: Figure 1.b shows that McLaren will receive a higher share than Williams if α is bigger than 1.5. There are two other changes in the ranking as revealed by Figure 2: Ferrari receives more money than McLaren, and Marussia receives more money than Sauber for small values of the parameter. Note that row geometric mean always favours the former teams, Ferrari and Marussia.

Thus the violation of scale invariance by the eigenvector method – similarly to the violation of Pareto inefficiency (Duleba and Moslem, 2019) – is not only a theoretical curiosity (Proposition 3.1) as real data, in our case Formula One results from the 2014 season, may result in such an undesired rank reversal.

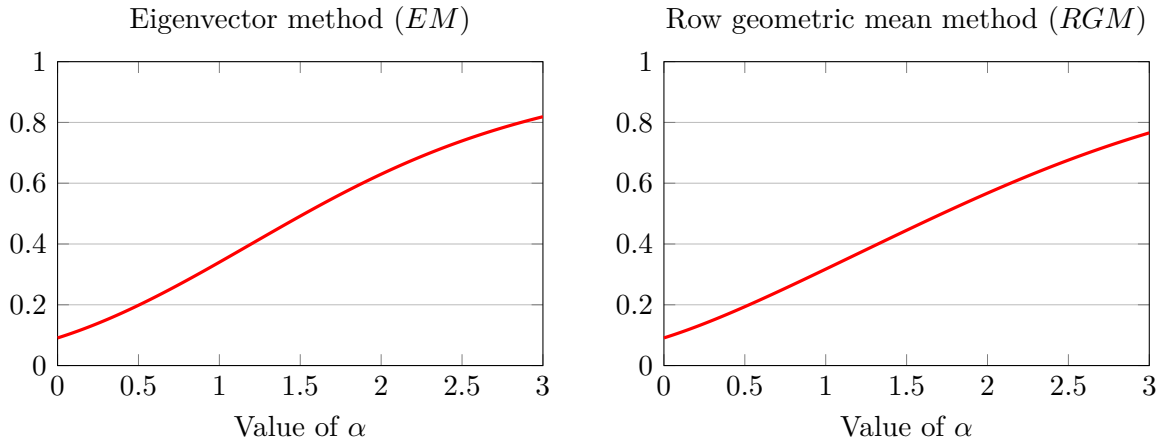
Figure 3 depicts the value of HHI^* as a function of parameter α in the five seasons between 2014 and 2018. This can be especially relevant for a decision-maker who should fix the rules before the start of a season with having in mind a maximal level of inequality. For instance, choosing $\alpha = 1$ provides that the normalised Herfindahl-Hirschman index will not exceed 0.31 if the given season remains more balanced than the 2017 season.

As our intuition suggests, a higher α results in a more unequal distribution. It is also worth noting that HHI^* is consistently smaller in the case of row geometric mean than for the eigenvector method. Furthermore, while the order of the seasons by the normalised Herfindahl-Hirschman index for a given α is relatively robust, the shape of the five lines varies.

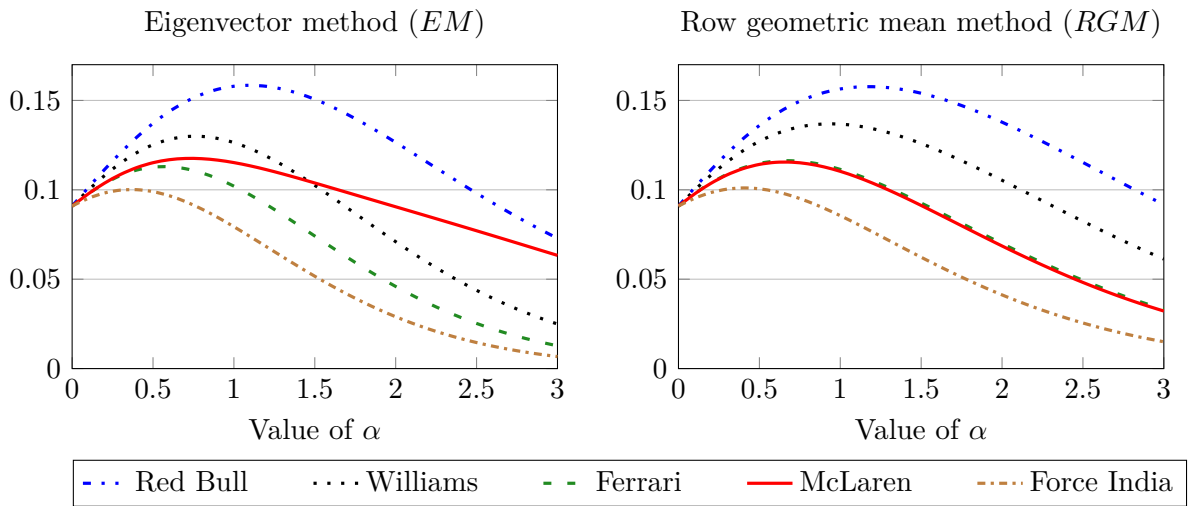
Finally, Table 2 summarises the allocation of revenues (in 2019) based on the 2018

Figure 1: Revenue shares, 2014

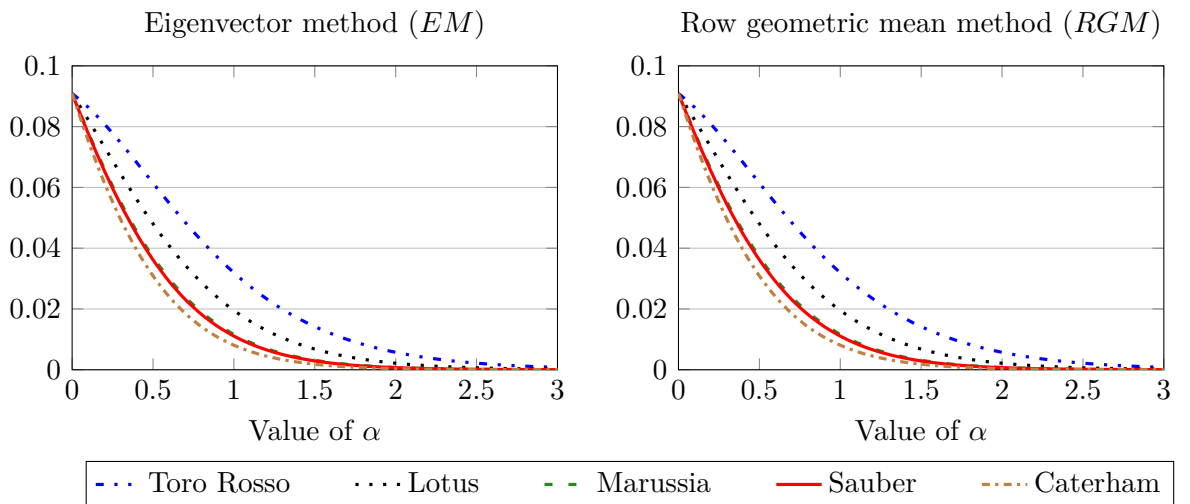
(a) The top team: Mercedes



(b) The five middle teams



(c) The five bottom teams



season. If the pot would be shared equally, then each team would receive 10 million US dollars, thus constructor Haas is indifferent between its actual position and our proposal

Figure 2: The difference between the revenue shares of some constructors according to the eigenvector method (EM), 2014

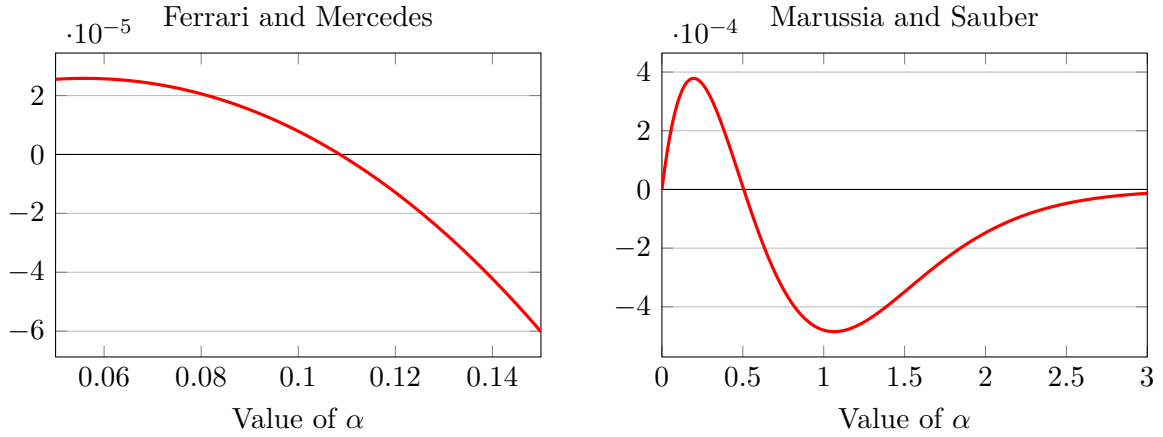
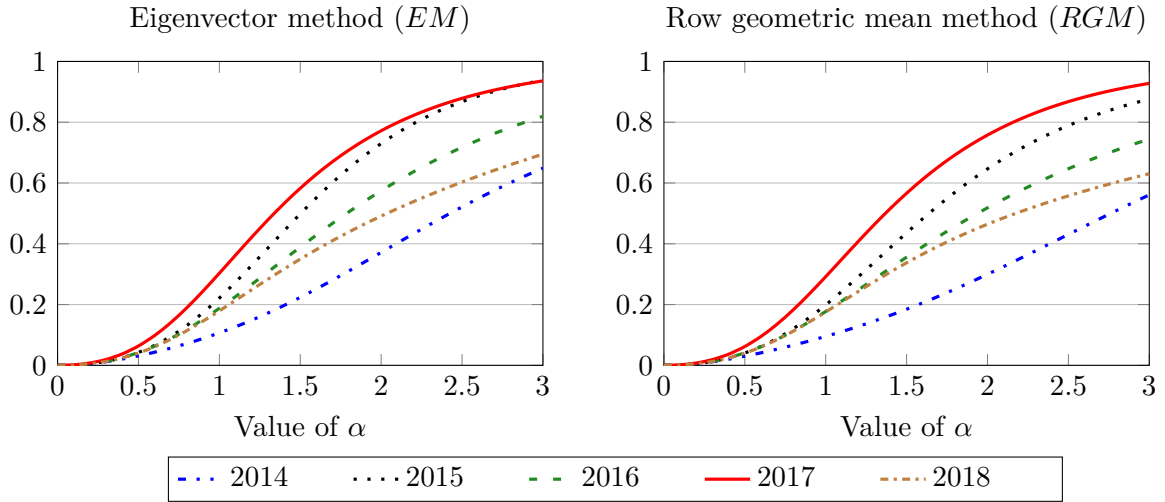


Figure 3: The normalised Herfindahl-Hirschman index (HHI^*), 2014-2018



with $\alpha = 0$. By increasing this parameter, only the three top teams (Mercedes, Ferrari, Red Bull) will receive more money, which immediately implies that Renault could not receive its actual share (10.86%) under any α . The same holds for Red Bull.⁷ Mercedes and Ferrari would be indifferent if $\alpha = 0.35$ as the last two columns of Table 2 show. McLaren prefers our proposal until α stands at a relatively small level. The remaining four teams support the current allocation only if α exceeds 0.55 when the normalised Herfindahl-Hirschman index becomes about 0.05 (see Figure 3).

5 Conclusions

We have presented a model to share resources/revenues among groups in any area where group members are ranked several times. The methodology is based on multiplicative pairwise comparison matrices and makes possible to tune the level of inequality of the allocation by its single parameter. Our proposal has been investigated through the example of the Formula One World Constructors' Championship. In this application, the proposed

⁷ Figure 1.b illustrates that a team might receive its maximal share for a particular $\alpha > 0$.

Table 2: Revenue allocation based on performance in the 2018 season

Constructor	Position	Column 2 revenue Million US dollars	Share (%)	Equivalent α	
				<i>EM</i>	<i>RGM</i>
Mercedes	1	66	18.86	0.35	0.35
Ferrari	2	56	16.00	0.35	0.35
Red Bull	3	46	13.14	—	—
Renault	4	38	10.86	—	—
Haas	5	35	10.00	0	0
McLaren	6	32	9.14	0.13	0.14
Racing Point	7	24	6.86	0.6	0.61
Sauber	8	21	6.00	0.55	0.55
Toro Rosso	9	17	4.86	0.59	0.59
Williams	10	15	4.29	0.6	0.6

Column 2 revenue is paid on a sliding scale depending on the teams' finishing position. Source: <https://www.racefans.net/2019/03/03/formula-1-teams-prize-money-payments-for-2019-revealed/>

technique has an important advantage over the official points scoring system of Formula One as it is independent of the arbitrary valuation given to the race prizes. Since the choice of the weighting method has only a marginal effect in the model, we recommend using the row geometric mean, which has favourable theoretical properties.

The paper can inspire further research in various fields. The first possible direction is the analysis of other weighting methods concerning scale invariance. The proposed methodology provides a new ranking of the Formula One constructors, which can be extended to the drivers, or compared to alternative ranking systems. Finally, representing race results in a pairwise comparison matrix may encourage novel ways to measure competitive balance by inconsistency indices (Brunelli, 2018).

Acknowledgements

We are grateful to *Tamás Halm* for useful comments.

We are indebted to the [Wikipedia community](#) for contributing to our research by providing the data used.

The research was supported by the MTA Premium Postdoctoral Research Program grant PPD2019-9/2019, the NKFIH grant K 128573, and the ÚNKP-19-3 New National Excellence Program of the Ministry of Human Capacities.

References

- Anderson, A. (2014). Maximum likelihood ranking in racing sports. *Applied Economics*, 46(15):1778–1787.
- Atkinson, S. E., Stanley, L. R., and Tschirhart, J. (1988). Revenue sharing as an incentive in an agency problem: An example from the national football league. *The RAND Journal of Economics*, 19(1):27–43.

- Bana e Costa, C. A. and Vansnick, J.-C. (2008). A critical analysis of the eigenvalue method used to derive priorities in AHP. *European Journal of Operational Research*, 187(3):1422–1428.
- Barzilai, J. (1997). Deriving weights from pairwise comparison matrices. *Journal of the Operational Research Society*, 48(12):1226–1232.
- Bell, A., Smith, J., Sabel, C. E., and Jones, K. (2016). Formula for success: multilevel modelling of Formula One driver and constructor performance, 1950–2014. *Journal of Quantitative Analysis in Sports*, 12(2):99–112.
- Bergantiños, G. and Moreno-Tertero, J. D. (2019). Sharing the revenues from broadcasting sport events. *Management Science*, in press. DOI: [10.1287/mnsc.2019.3313](https://doi.org/10.1287/mnsc.2019.3313).
- Blanquero, R., Carrizosa, E., and Conde, E. (2006). Inferring efficient weights from pairwise comparison matrices. *Mathematical Methods of Operations Research*, 64(2):271–284.
- Bozóki, S. (2014). Inefficient weights from pairwise comparison matrices with arbitrarily small inconsistency. *Optimization*, 63(12):1893–1901.
- Bozóki, S., Csató, L., and Temesi, J. (2016). An application of incomplete pairwise comparison matrices for ranking top tennis players. *European Journal of Operational Research*, 248(1):211–218.
- Bozóki, S. and Fülöp, J. (2018). Efficient weight vectors from pairwise comparison matrices. *European Journal of Operational Research*, 264(2):419–427.
- Bozóki, S. and Tsyganok, V. (2019). The (logarithmic) least squares optimality of the arithmetic (geometric) mean of weight vectors calculated from all spanning trees for incomplete additive (multiplicative) pairwise comparison matrices. *International Journal of General Systems*, 48(4):362–381.
- Brunelli, M. (2018). A survey of inconsistency indices for pairwise comparisons. *International Journal of General Systems*, 47(8):751–771.
- Budzinski, O. and Müller-Kock, A. (2018). Is the revenue allocation scheme of Formula One motor racing a case for European competition policy? *Contemporary Economic Policy*, 36(1):215–233.
- Chao, X., Kou, G., Li, T., and Peng, Y. (2018). Jie Ke versus AlphaGo: A ranking approach using decision making method for large-scale data with incomplete information. *European Journal of Operational Research*, 265(1):239–247.
- Choo, E. U. and Wedley, W. C. (2004). A common framework for deriving preference values from pairwise comparison matrices. *Computers & Operations Research*, 31(6):893–908.
- Corvalan, A. (2018). How to rank rankings? Group performance in multiple-prize contests. *Social Choice and Welfare*, 51(2):361–380.
- Crawford, G. and Williams, C. (1980). Analysis of subjective judgment matrices. Interim report R-2572-AF, Rand Corporation, Santa Monica.
- Crawford, G. and Williams, C. (1985). A note on the analysis of subjective judgment matrices. *Journal of Mathematical Psychology*, 29(4):387–405.

- Csató, L. (2013). Ranking by pairwise comparisons for Swiss-system tournaments. *Central European Journal of Operations Research*, 21(4):783–803.
- Csató, L. (2017). On the ranking of a Swiss system chess team tournament. *Annals of Operations Research*, 254(1-2):17–36.
- Csató, L. and Rónyai, L. (2016). Incomplete pairwise comparison matrices and weighting methods. *Fundamenta Informaticae*, 144(3-4):309–320.
- De Graan, J. G. (1980). Extensions of the multiple criteria analysis method of T. L. Saaty. Report, National Institute for Water Supply, Voorburg.
- de Jong, P. (1984). A statistical approach to Saaty’s scaling method for priorities. *Journal of Mathematical Psychology*, 28(4):467–478.
- Duleba, S. and Moslem, S. (2019). Examining Pareto optimality in analytic hierarchy process on real Data: An application in public transport service development. *Expert Systems with Applications*, 116:21–30.
- Fichtner, J. (1984). Some thoughts about the mathematics of the Analytic Hierarchy Process. Technical report, Institut für Angewandte Systemforschung und Operations Research, Universität der Bundeswehr München.
- Fichtner, J. (1986). On deriving priority vectors from matrices of pairwise comparisons. *Socio-Economic Planning Sciences*, 20(6):341–345.
- Genest, C., Lapointe, F., and Drury, S. W. (1993). On a proposal of Jensen for the analysis of ordinal pairwise preferences using Saaty’s eigenvector scaling method. *Journal of Mathematical Psychology*, 37(4):575–610.
- Gutiérrez, E. and Lozano, S. (2018). Benchmarking Formula One auto racing circuits: a two stage DEA approach. *Operational Research*, in press. DOI: [10.1007/s12351-018-0416-z](https://doi.org/10.1007/s12351-018-0416-z).
- Haigh, J. (2009). Uses and limitations of mathematics in sport. *IMA Journal of Management Mathematics*, 20(2):97–108.
- Henderson, D. A. and Kirrane, L. J. (2018). A comparison of truncated and time-weighted Plackett–Luce models for probabilistic forecasting of Formula One results. *Bayesian Analysis*, 13(2):335–358.
- Johnson, C. R., Beine, W. B., and Wang, T. J. (1979). Right-left asymmetry in an eigenvector ranking procedure. *Journal of Mathematical Psychology*, 19(1):61–64.
- Judde, C., Booth, R., and Brooks, R. (2013). Second place is first of the losers: An analysis of competitive balance in Formula One. *Journal of Sports Economics*, 14(4):411–439.
- Késenne, S. (2000). Revenue sharing and competitive balance in professional team sports. *Journal of Sports Economics*, 1(1):56–65.
- Kladroba, A. (2000). Das Aggregationsproblem bei der Erstellung von Rankings. Einige Anmerkungen am Beispiel der Formel 1 Weltmeisterschaft 1998 (in German). *Jahrbücher für Nationalökonomie und Statistik*, 220(3):302–314.

- Lundy, M., Siraj, S., and Greco, S. (2017). The mathematical equivalence of the “spanning tree” and row geometric mean preference vectors and its implications for preference analysis. *European Journal of Operational Research*, 257(1):197–208.
- Mastromarco, C. and Runkel, M. (2009). Rule changes and competitive balance in Formula One motor racing. *Applied Economics*, 41(23):3003–3014.
- Ossadnik, W. (1996). AHP-based synergy allocation to the partners in a merger. *European Journal of Operational Research*, 88(1):42–49.
- Phillips, A. J. K. (2014). Uncovering Formula One driver performances from 1950 to 2013 by adjusting for team and competition effects. *Journal of Quantitative Analysis in Sports*, 10(2):261–278.
- Rabinowitz, G. (1976). Some comments on measuring world influence. *Conflict Management and Peace Science*, 2(1):49–55.
- Ramanathan, R. and Ganesh, L. S. (1995). Using AHP for resource allocation problems. *European Journal of Operational Research*, 80(2):410–417.
- Saaty, T. L. (1977). A scaling method for priorities in hierarchical structures. *Journal of Mathematical Psychology*, 15(3):234–281.
- Saaty, T. L. (1980). *The Analytic Hierarchy Process: Planning, Priority Setting, Resource Allocation*. McGraw-Hill, New York.
- Saaty, T. L., Peniwati, K., and Shang, J. S. (2007). The analytic hierarchy process and human resource allocation: Half the story. *Mathematical and Computer Modelling*, 46(7-8):1041–1053.
- Schreyer, D. and Torgler, B. (2018). On the role of race outcome uncertainty in the TV demand for Formula 1 Grands Prix. *Journal of Sports Economics*, 19(2):211–229.
- Sitarz, S. (2013). The medal points’ incenter for rankings in sport. *Applied Mathematics Letters*, 26(4):408–412.
- Soares de Mello, J. C. C. B., Gomes, L. F. A. M., Gomes, E. G., and Soares de Mello, M. H. C. (2005). Use of ordinal multi-criteria methods in the analysis of the Formula 1 World Championship. *Cadernos EBAPE.BR*, 3(2):1–8.
- Soares de Mello, J. C. C. B., Gomes Júnior, S. F., Angulo-Meza, L., and Mourão, C. L. d. O. (2015). Condorcet method with weakly rational decision makers: A case study in the Formula 1 Constructors’ Championship. *Procedia Computer Science*, 55:493–502.
- Szymanski, S. (2003). The economic design of sporting contests. *Journal of Economic Literature*, 41(4):1137–1187.
- Szymanski, S. and Késenne, S. (2004). Competitive balance and gate revenue sharing in team sports. *The Journal of Industrial Economics*, 52(1):165–177.
- Zaksaitė, S. and Raduševičius, K. (2017). Manipulation of competitions in Formula-1: where policy ends and cheating begins. *The International Sports Law Journal*, 16(3-4):240–246.