

Towards Coq-verified Esterel Semantics and Compiling

G rard BERRY and Lionel RIEG

Coll ge de France
11 place Marcelin Berthelot
75005 Paris, France

Verimag
700 avenue Centrale
38401 St Martin d’H res, France

Abstract. This paper focuses on semantics of the Esterel synchronous programming language. In particular, in addition to the usual behavioral (CBS) and state (CSS) semantics, it introduces a novel microstep semantics which does not need the Can potential function. Formal proofs in Coq of the equivalence between the CBS and CSS semantics and of the refinement between the CSS and microstep semantics are also provided.

1 Introduction

The goal of the research presented here is twofold: first, formally validate the chain of semantics of the synchronous reactive language Esterel [Ber00b] that leads from its definition to its implementation; second, build a formally proven compiler from Esterel to clocked digital circuits or C code. The tools for this will be the SOS semantics chain developed for Esterel between 1984 and 2002 [Ber03] and the Coq proof assistant [CDT19] as the formal verification environment. We shall limit ourselves to Kernel Esterel [Ber00b], the core language that only deals with pure signaling but still gathers all the technical difficulties. Although the full Esterel language involves data-valued signals and variables, its handling would not add extra difficulties since the only relevant addition is data dependency that can be handled almost in the same way.

1.1 A short history of synchrony

Esterel, born in 1983 [BMR83], was initially dedicated to programming reactive discrete control systems. Because of their very nature, such systems required both concurrency and behavioral determinism. Thus, Esterel completely departed from the *concurrency = asynchrony* paradigm (dogma?) that was dominant at the time because of the fast development of algebraic process calculi in Milner’s style [Mil83]. Esterel was soon accompanied by other synchronous languages such as Lustre [HCP91] and Signal [GBGM91], dedicated more specifically to data-flow oriented continuous control and signal processing systems, and by graphical languages such as SyncCharts and Argos, both inspired by Harel’s beautiful idea of hierarchical concurrent state diagrams (Harel’s Statecharts were not quite synchronous in our sense). The application range grew quickly, including safety-critical embedded systems (avionics [BBdS+00], nuclear plants, trains, subways, etc.), heavy industry, robotics [ECM90], communication and networking protocols [MS92], the synthesis of efficient synchronous digital circuits [Ber92,BKS03], etc. The synchronous languages have been all industrialized since 1990, finally yielding the Esterel Technologies SCADE tool that can be viewed as a unification of Esterel, Lustre, and SyncCharts. SCADE is now widely used in certified embedded systems and other critical applications. Research continues with the advent of new synchronous languages in other groups: Reactive ML [MP05], Lucid Synchrone [CP99], Quartz [Sch09], SCL [vHMA+13], SCCharts [vHDM+14], some Ptolemy II domains [Pto14] etc.

1.2 The synchronous programming model

Let us focus on why concurrency and determinism are reconciled by synchronous languages. Intuitively speaking, their execution consists of a series of discrete reactions where each reaction handles a separate input vector. Within each reaction, all inputs are frozen and all concurrent threads see the objects they share in a consistent way. When shared objects such as signals or flows are modified, the write accesses should precede the read accesses, with simple additional constraints to ensure determinism. Of course, deadlocks could occur because of these constraints. Various strategies have been developed to detect and forbid them at compile time. Lustre uses topological sorting of its flow equations to ensure deadlock freedom, while Esterel uses a more sophisticated approach called the *constructive semantics* that will be detailed in the sequel. Ptolemy's synchronous domains uses different constraints in the same vein [Pto14].

1.3 Relation with digital circuits

In 1990, the first author realized that the synchronous point of view for software was very similar to the classical functioning of clocked digital circuits, where electricity propagates concurrently in all wires with a deterministic result obtained in a predictable amount of time [Ber92]. A compiler from Esterel to hardware soon followed and showed excellent performance on industrial circuit designs. It was readily industrialized and served as a basis for the Esterel v7 / Esterel Studio tool by Esterel technologies, which was used in production for complex circuits on various Systems on Chips.

On the theory side, following seminal work by Malik [Mal94] on cyclic circuits, it was shown that a semantics of digital circuits based on constructive (intuitionistic) logic instead of classical logic exactly reflected the stabilization of electric potentials in possibly cyclic combinational circuits [SB96,MSB12]. Our intention for later research is to verify that a semantics/electricity perfect match exists for Esterel, which is a much richer language than the sets of acyclic Boolean equations that usually define synchronous circuits.

1.4 The Esterel semantics chain

The chain of semantics that makes it possible to translate Esterel programs into circuits is described in a draft book available on the web [Ber03]. This book was never published, because it lacks the indispensable proofs. In 2001, the first author went to Industry and had no time to write these proofs. Coming back to research, he viewed the uses of Coq by Gonthier for mathematical proofs of hard theorems [GAA⁺13] and by Leroy for the formally verified construction of the CompCert compiler [Ler19] as major milestones defining the path to be followed: proofs of this kind should not be written by hand and referred by eyes and brains any more. Our first goal is to finally publish the book with formal proofs included. (Note that Gonthier was himself a major contributor to Esterel semantics and compiling techniques.)

The work presented here consists in formally proving the relations between the various semantics in the chain, from the one that defines the language to the final one that translates programs into circuits. Each element in the chain tackles a particular difficulty intrinsic to Esterel. For Kernel Esterel described in Section 2 the chain is as follows:

- The logical behavioral semantics defines logical constraints that ensure reactivity but not determinism in their original form (a slightly different version due to Tardieu [Tar04] also ensures determinism, but adds some complexity we do not find relevant for this work). The logical semantics was first introduced in [BC84]. Its constraints are natural, but still too loose in the sense that they accept non-deterministic programs and non-causal programs that happen to be deterministic “just by chance”.
- The constructive behavioral semantics refines the logical behavioral semantics by imposing proof-theoretic constructivity constraints that correspond to a causal and disciplined flow of information in the program. It is the true reference semantics of the language. It was introduced in the Esterel v5 compiler at the end of the 1990's, using the hardware translation that simplifies the static-analysis based semantics used in the first industrial Esterel v3 compiler [BG92], and systematized in [Ber03].

- Both behavioral semantics above are defined by SOS-like deductions, where each SOS transition transforms a program text into another program text ready for the next reaction. This is unpractical for compiling. Based on Gonthier’s state representation ideas [BG92], the state logical or constructive semantics replace this by representing program states as decorations on top of the original source program.
- The token-based *microstep semantics* analyzes precisely the propagation of information in an Esterel program during one reaction, according to the current input and to the current state computed from the last reaction. It was not published in [Ber03], but only later in [PBEB07].
- The *circuit semantics* of Esterel defines a translation of an Esterel program into a digital circuit that has the same reactive behavior. It is the basis of the compilers for Esterel v4, v5, and v7 the latter being a much richer language dedicated to complex circuit design and verification [Est08]. The circuit semantics will be related to industrial microstep semantics by showing that electrical propagation in the circuit exactly mimics token propagation in the microstep semantics.

This paper will only deal with the first three semantics, up to the constructive set semantics. We will prove the expected refinement or equivalence relations between these semantics. This is enough to deduce a correct-by-construction interpreter for Kernel Esterel. Going to an efficient compiler will require handling the last two semantics, which will be the goal of a subsequent paper.

1.5 Syntax, semantics, and proofs in Coq

The syntax of Kernel Esterel is represented in Coq as an inductive type, making it possible to perform proofs by induction on the syntax tree of a program. Similarly, each of our SOS semantics will be represented by an inductive type with SOS rules as nodes, making it possible to perform proof by induction on derivation trees. In this setting, proving refinement (resp. equivalence) between two semantics amounts to proving that the existence of a derivation tree in the source semantics implies (resp. is equivalent to) the existence of a derivation tree in the target semantics. Therefore, our typical proof goes by induction on the derivation tree in the source semantics and builds an adequate derivation tree in the target semantics.

The full Coq code for the syntax, semantics, and proofs is available at the address `will.be.filled.Later.com`

A fair number of proofs have no technical difficulty and rely mostly on a straightforward induction. They will not be detailed here, where we will only concentrate on the delicate points. We refer the interested reader to the Coq development.

1.6 Structure of the paper

Section 2 defines the Kernel Esterel language and its informal semantics. Sections 4, 5, 6, and 7 present the chain of Kernel Esterel semantics presented in Section 1.4. Section 8 details practical consideration of the Coq proofs and representation of the results presented in this paper. Finally, Section 9 presents our conclusion and future work.

2 Kernel Esterel

2.1 Signals, instants, and synchrony

Kernel Esterel deals with *pure signals*, i.e., shared objects that only carry a *presence/absence status*. The data values available in the full language are not supported in the kernel. This is not really a limitation: the development of Esterel semantics and compilers has shown that dealing with shared data values can be done in much the same way as dealing with the pure signals to which they are attached.

A Kernel Esterel program P is defined by an *interface*, which defines the set I of *input signals* and the set O *output signals*, and a *body*, which is an executable statement. An *event* is defined as a map from a set of signals to $\{+, -\}$ (or $\{+, -, \perp\}$ for the constructive cases), where $+$ stands for presence and $-$ for absence. The execution of the program consists of successive *reactions* to *input events* I that generate *output events* O according to the execution of the body. The body is stateful, as for a finite automaton but in a much richer way.

The *synchrony hypothesis* stipulates that reactions have no duration: inputs do not vary in the instant and outputs are produced instantly. To stress that point, we call reactions *instants* from now on. The synchrony hypothesis guarantees non-interference between inputs and computations, which is the key to determinism. In actual implementations, instants are externally determined and the conceptually instantaneous execution may be implemented by hardware clock cycles, atomic execution of software code, or even appropriately synchronized distributed execution of a distributed programs provided interference between I/O and execution is avoided. This is outside the scope of this paper.

2.2 Kernel statements

Kernel Esterel contains a small number of statements, from which one can easily define the richer statement set of the user-friendly full language [Ber00a,Est08].

A statement starts at some instant and may execute either instantly, i.e., entirely within the instant, or up to some further instant, or even indefinitely. Its starting and ending instants define its lifetime.

The statements can be presented in two equivalent forms: with keywords, which make reading easier, or with mathematical symbols, which is far better for semantics rules and proofs. We use the latter symbolic form in all technical developments. We slightly depart from [Ber03] by adding *await immediate* to the kernel, while it was formerly defined from the other kernel statements. Here are the kernel statements:

nothing	0
pause	1
emit s	! s
awimm s	no symbolic form (yet)
if s then p else q end	$s ? p, q$
suspend s when p	$s \supset p$
$p; q$	$p; q$
$p \parallel q$	$p \mid q$
loop p end	p^*
trap T in p end	$\{p\}$
exit T^k	$k, k \geq 2$
	$\uparrow p$
signal s in p end	$p \setminus s$

(Note that the `present` test of Esterel v5 [Ber00a] has been simply renamed `if then else end` as in Esterel v7 [Est08]) Besides the shared signals denoted by s , the main ingredients are Gonthier's *integer completion codes* that make it possible to handle the termination, pausing, trap-exit, and concurrency control structure in a unified way. Notice first that the three `nothing`, `pause`, and `trap` statements in the keyword presentation are unified into a single k statement in the symbolic presentation where k is an integer. This integer is called a *completion code*, and at each instant each executed statement returns such a completion code. Code 0 means termination, code 1 means pausing for the instant and waiting to be resumed at the next instant, and a code $k \geq 2$ means exiting an enclosing `trap` that may be arbitrarily far above. The beauty of this encoding of control is that synchronizing parallel branches reduces to performing a trivial *max* operation on their completion codes, as detailed below.

In the textual form, traps are named and lexically scoped. In the symbolic form, a “`exit T` ” statement is encoded by the number $k + 2$ if going up from the `exit` statement to its corresponding `trap` requires

traversing k other `trap` statements. Although this is not technically necessary, in our textual `exit` examples we add the code as an exponent to the trap name for more clarity. Note that our encoding of traps is no more than a slight modification of the De Bruijn encoding of bound variables in the λ -calculus [Nru72].

2.3 Intuitive Semantics of Kernel Esterel

The intuitive semantics is defined by cases over the statements:

- The `nothing` or `0` statement instantly terminates, returning completion code `0`.
- The `pause` or `1` statement waits for the next instant: at its starting instant, it stops control propagation and returns completion code `1`; at the next instant, it terminates and returns code `0`.
- At a given instant, the status of a signal s is shared by all program components within its scope. By default s is absent in a reaction. The “`emit s`” or “`!s`” statement sets it present for the instant.
- The `awimm s` statement blocks control propagation until s is present. At every instant, if s is absent it behaves like `loop pause end (1 *)`, and if s is present it behaves like `nothing (0)`.
- The presence test statement “`if s then p else q end`” or “`s ? p, q`” instantly tests the status of s . According to the presence/absence of s , it selects p or q for immediate execution and behaves as it from then on. Note that the test is performed at statement starting instant only.
- The delayed suspension “`suspend s when p`” or “`s \supset p`” statement behaves as p in its starting instant. In all subsequent instants during the lifetime of p , it executes p whenever s is absent in the instant and freezes the state of p until the next instant if s is present. Notice that the status of s is tested at all instants. The completion code of the instant is that of p if s is absent and `1` if s is present. Thus, termination and trap exits of p are propagated if s is absent.
- For a sequence “`p; q`”, q instantly starts when p terminates. Trap exits by p or q are propagated.
- A loop `loop p end` or `p *` statement instantly restarts its body when this body terminates, and it propagates traps. Notice that traps are the only way to exit loops.
- At each instant, the “`trap T in p end`” or “`{p}`” statement terminates or pauses if p does, terminates if p returns completion code `2` (i.e., the trap catches its exits), or returns $k - 1$ if the completion code of p is $k > 2$ (i.e., propagates exits to the appropriate outer trap).
- The textual “`exit Tk`” or symbolic k statement with $k \geq 2$ simply returns completion code k .
- The “`↑ p`” symbolic statement is useful to define macro-based full-language statements that place p in a “`{.}`” trap context. It simply adds `1` to any trap completion code $k \geq 2$ returned by p . It is not really needed in the textual form since traps are named, and we won’t use it in textual examples.
- The crux of Gonthier’s encoding is the representation of parallel control synchronization by the trivial `max` arithmetic operator. In the intuitive semantics, a parallel terminates instantly as soon as all its branches have terminated; it exits instantly a trap if one of its branches does; and it pauses if at least one branch pauses and no branch exits a trap. If several branches concurrently exit traps, the parallel exits the outermost trap among those exited by its branches. In the symbolic formal semantics, this behavior simply reduces to the parallel statement $p \mid q$ returning as completion code the maximum $\max(k_p, k_q)$ of the completion codes of its branches at each instant.
- Finally, a local signal declaration declares a signal local to its body, with the usual lexical binding in both the textual and the symbolic presentation.

Note that the `awimm s` statement can be defined from loops and presence test:

$$\text{awimm } s := \{(s ? 2, 1) *\}$$

or, in textual form:

```

trap T in
  loop
    if s then exit T2 else pause end
  end
end

```

The reason to include `awimm s` in the kernel is that the microstep semantics (Section 7) does not support loops yet. Thus, in order to express suspension `suspend p when s` in the constructive behavioral semantics (Section 5), we need `awimm s` to wait until s becomes absent before performing another step of p .

3 The program semantics

In the global semantics, any emitted signal can be instantaneously read; there is no implicit delay between emission and reception within a single instant. In particular, this means that a naive semantics will not be compositional because of the $p \mid q$ statement: if s is an absent input signal, in $p \mid !s$, p must consider s present, unlike what the environment says. To avoid this pitfall, we distinguish two levels of semantics: a global semantics at the level of program which handles this problem and a local one at the statement level which will be compositional.

The global semantics (of a full program) ensures instantaneous feedback on emitted signals by requiring that the set of emitted signals is included in the set of received signals. Anticipating on the notations of the next sections, any transition $p \xrightarrow[E]{E',k} p'$ requires that $E' \subseteq E$.

On the contrary, as the instantaneous feedback will be handled by the global semantics, all local SOS-style semantics do not assume that the set of input and output signals are the same: any signal $s \in E$ is not the same as $s \in E'$ (although in the end they will be). The connection between $s \in E$ and $s \in E'$ is performed either at the global semantics level or, for local signals, by the SOS-rules for $p \setminus s$.

4 The logical behavioral semantics

The SOS-style logical behavioral semantics (LBS) defines constraints that ensure reactivity of a program to a given set of inputs, i.e. absence of deadlock and presence/absence of all signals. In the version given here, it does not guarantee determinism; Tardieu [Tar04] has proposed a version that also guarantees determinism, but we find it too heavy since it amounts to verifying that all non-deterministic executions yield the same result. Determinism will be guaranteed for much more compelling conceptual reasons by the constructive semantics detailed in the next section.

Let us write s^+ when s is present and s^- when s is absent in the instant. The SOS rules deal with *events* E, E', \dots that are maps of signals to $\{+, -\}$, where “+” means presence and “-” absence. The logical behavioral semantics defines transitions of the form $p \xrightarrow[E]{E',k} p'$. The event E denotes a map from the set of visible signals to their current status that defines what are statuses of the signals received by p , while E' gives the + status to the signals emitted by p (the coherence condition below will guarantee that at least p receives what it emits). The integer k is the completion code of p for the instant, and p' is the *derivative* of p by the transition, i.e. the statement to be used in place of p for the next instant. The rules are given in Figure 1.

Note that the rule $k \xrightarrow[E]{\emptyset,k} 0$ covers three completion cases: first, trivial termination of 0 (*nothing*); second the pausing case for 1 (*pause*) that returns completion code 1 and the derivative statement 0 (*nothing*) that will terminate instantly at the next reaction; third, the k (*exit* T^k) exit statement which returns completion code k and becomes 0, which is unimportant since the rule for $\{p\}$ (*trap* T *in* p *end*) will make this 0 vanish.

Except for the two rules Sig^+ and Sig^- that deal with signal declaration, our rules are a straightforward implementation of the intuitive semantics. Note a non-classical point : an instantaneous but compound reaction is voluntarily defined by a single transition $p \xrightarrow[E]{E',k} p'$, not by a sequence of microsteps. For instance, the sequence operator $p ; q$ chains execution of its component in the same rule if p terminates, instead of chaining microsteps of the form $p \xrightarrow[E]{E'_p,0} 0 ; q$ followed by $q \xrightarrow[E]{E'_q,k} 0$ as standard SOS semantics would do. The union $E'_p \cup E'_q$ in the sequence rule conclusion directly expresses the synchrony hypothesis within the reaction. The same holds for the parallel statement.

The Sig^+ and Sig^- rules for $p \setminus s$ express two logical coherent constraints that say that a signal can only be either received and emitted or not received and not emitted. In this weak form, such synchrony constraints may be not always satisfied, not always deterministic, and not always causal.

$$\begin{array}{c}
 \frac{}{k \xrightarrow[E]{\emptyset, k} 0} \quad \frac{}{!s \xrightarrow[E]{\{s^+\}, 0} 0} \\
 \frac{s^+ \in E \quad p \xrightarrow[E]{E', k} p'}{s ? p, q \xrightarrow[E]{E', k} p'} \quad \frac{s^- \in E \quad q \xrightarrow[E]{E', k} q'}{s ? p, q \xrightarrow[E]{E', k} q'} \\
 \\
 \frac{s^+ \in E}{\text{awimm } s \xrightarrow[E]{\emptyset, 0} 0} \quad \frac{s^- \in E}{\text{awimm } s \xrightarrow[E]{\emptyset, 1} \text{awimm } s} \quad \frac{p \xrightarrow[E]{E', k} p'}{s \supset p \xrightarrow[E]{E', k} \text{awimm } \neg s; s \supset p'} \\
 \\
 \frac{k \neq 0 \quad p \xrightarrow[E]{E', k} p'}{p ; q \xrightarrow[E]{E', k} p' ; q} \quad \frac{p \xrightarrow[E]{E', 0} p' \quad q \xrightarrow[E]{E', k} q'}{p ; q \xrightarrow[E]{E'_p \cup E'_q, k} q'} \quad \frac{p \xrightarrow[E]{E', k} p'}{\{p\} \xrightarrow[E]{E', \downarrow k} \{p'\}} \\
 \\
 \frac{k \neq 0 \quad p \xrightarrow[E]{E', k} p'}{p * \xrightarrow[E]{E', k} p' ; p *} \quad \frac{p \xrightarrow[E]{E'_p, k_p} p' \quad q \xrightarrow[E]{E'_q, k_q} q'}{p | q \xrightarrow[E]{E'_p \cup E'_q, \max(k_p, k_q)} p' | q'} \quad \frac{p \xrightarrow[E]{E', k} p'}{\uparrow p \xrightarrow[E]{E', \uparrow k} \uparrow p'} \\
 \\
 \frac{p \xrightarrow[E]{E', k} p' \quad s \in E'}{p \setminus s \xrightarrow[E]{E' \setminus s, k} p' \setminus s} \text{Sig}^+ \quad \frac{p \xrightarrow[E]{E', k} p' \quad s \notin E'}{p \setminus s \xrightarrow[E]{E' \setminus s, k} p' \setminus s} \text{Sig}^-
 \end{array}$$

Fig. 1. Logical Behavioral Semantics (LBS) rules

- For “if s then nothing else emit s end”, i.e. “ $s ? 0, !s$ ” in symbolic form, there is no possible reaction. If $s^+ \in E$, the rules for $s ? p, q$ and 0 imply $s^+ \notin E'$, which makes Sig^+ unapplicable. Conversely, $s^- \in E$ implies $s^+ \in E'$, which makes Sig^- unapplicable. This is a typical (decidable) deadlock.
- For “if s then emit s else nothing end”, i.e. “ $s ? !s, 0$ ” in symbolic form, there are two possible reactions. With $s^+ \in E$, the rules for $s ? p, q$ and $!s$ imply $s^+ \in E'$, which makes Sig^+ applicable. With $s^- \in E$, the rules for $s ? p, q$ and 0 imply $s^+ \notin E'$, which makes Sig^- applicable. Since two different transitions with two different emissions are possible, the reaction is non-deterministic, which contradicts our intention.
- For, “if s then emit s else emit s end”, i.e. “ $s ? !s, !s$ ”, assuming $s^- \in E$, one has $s^+ \in E'$ independently of the status of s in E . Thus, $s^- \in E$ is incoherent and Sig^- is inapplicable. But, $s^+ \in E$ is consistent with $s^+ \in E'$ and Sig^+ does applies too. This reaction is logically coherent but not causal since the presence of s causes its own emission. In the next section, such a backwards causality will be ruled out by the constructive semantics.

If the return code k is not 1, then there is nothing left to execute, either because we finished execution ($k = 0$) or because a trap killed the remaining state ($k \geq 2$), hence the derivative should be 0. It is clearly not the case with the rules just presented, for instance the trap rule always preserves the trap. To correct that, we can either duplicate the rules depending on the value of return codes in premises, or kill the derivative whenever $k \neq 1$ by introducing a function δ defined by

$$\delta(k, p) := \begin{cases} p & \text{if } k = 1 \\ 0 & \text{otherwise} \end{cases}$$

and replace all derivative p' with $\delta(k, p')$. (Some rules do not require this, namely the ones for $k, !s, s ? p, q, \text{awimm } s$, and $p; q$ when $k_p = 0$.)

See Appendix A.1 for a full definition of the logical behavioral semantics with the δ function. Doing so, the expected lemma holds:

Lemma 1 (Inert derivative). *For all p, E, E', k , and p' , if $p \xrightarrow[E]{E', k} p'$ and $k \neq 1$ then $p' = 0$.*

Remark 1. We almost have an equivalence between $k \neq 1$ and $p' = 0$, except for the pause case. The state semantics (see Section 8.3) will correct this mismatch.

4.1 The logical behavioral semantics in Coq

When writing a Kernel Esterel program, there are implicit well-formation rules. For instance, it is not allowed to emit or read a signal that is not visible. Usually, this is handled by a well-formed check that is performed before any further analysis. Here, all rules using a signal (namely $s ? p, q$ and $\text{awimm } s$ but not $s \triangleright p$) have a premise that retrieves the signal status from the input event E , thus ensuring that it is visible. Therefore, only the $!s$ rule remains. To avoid the need for a specific preliminary check, we add the precondition $s \in E$ to the emission rule, stating that s belongs to the domain of E regardless of its status. In the Coq implementation, output events are represented in a slightly different but equivalent way: they are maps on the full set of visible signals. This means that we explicitly say which signals are not emitted in E' . With such a change, we can prove that the set of visible signals does not change along transitions (see Lemma 2). In practice, this change only modifies the meaning of \emptyset to be the constant map to $-$, the singleton $\{s^+\}$ still being defined by adding/replacing the binding of s to $+$ inside \emptyset . It also introduces a little subtlety in the signal declaration rules due to overshadowing: if s was already present in E , then in order to be well-scoped it must still be declared in E' . Therefore, the restriction operation $E' \setminus s$ does not simply remove the binding of (the new) s in E' : if applicable, it must also set for the old s the appropriate status $-$. In particular, we have the following well-scopedness result:

Lemma 2 (Invariance of the set of visible signals). *For all p, E, E', k , and p' , if $p \xrightarrow[E]{E', k} p'$ then the domains (that is, the sets of signals that are in scope) of E and E' are the same.*

5 The Constructive Behavioral Semantics

The logical semantics is dissatisfying for three reasons, all due to the use of the coherence law to define the status of local signals. Let us investigate in turn these three defects, namely backward dependencies, causality loops, and the mismatch with the circuit semantics.

Backward dependencies (in time) can arise from an emission located *syntactically after* (in the sense of sequential composition) a presence test. For instance, the program $((s ? !o, !o'); !s) \setminus s$ can only have one reduction according to the logical semantics: $((s ? !o, !o'); !s) \setminus s \xrightarrow[E]{\{o', k\}} 0 \setminus s$. Indeed, the signal s is emitted because of the $!s$ statement so that only the Sig^+ rule apply. Therefore, the present statement executes the then branch, here $!o'$, which gives the result. Nevertheless, it is unfortunate that $s ? !o', !o$ depends on $!s$ whereas the latter is located *after* the former.

The causality loop problem appears with almost the same program: $(s ? !s, !o) \setminus s$. We have two possible reductions –which in itself can be seen as a problem, as we want parallelism but not non-determinism–, corresponding to both signal rules. Indeed, if we assume that s is present i.e. uses the Sig^+ rule, then the present statement executes the “then” branch and s is emitted. We have therefore the following causality chain: s is present because s is emitted (coherence law); s is emitted because s is present (present statement). Similarly with the Sig^- rule, we get that s is absent because s is not emitted; s is not emitted because s is absent. In this case, we see that there are no strong reason motivating the status of s : it is *self-justified*, hence both statuses are possible.

Finally, the semantics of circuits we consider is the *constructive synchronous circuits*. In order to be as independent as possible to the technology used to built circuits, we use the up-bounded non-inertial (UN) model to describe them. This model essentially means that the output of any electric gate stabilizes in finite time provided its inputs are kept constant. A theorem by Berry, Mendler and Shiple [MSB12] expresses the equivalence between synchronous circuits that stabilizes for all delays (under the UN model) and constructive circuits. Therefore, we use a constructive semantics on Esterel to avoid a mismatch of the Esterel self-justifying semantics with this constructive circuit semantics which would lead to rejecting programs that have a semantics on the Esterel side but not on the constructive circuit one, unless we use a more sophisticated translation.

The constructive semantics differs from the logical one on two main aspects: the statuses of signals and the signal rules.

To account for the constructive nature of this semantics, signals may take a third status \perp representing the absence of information: we do not know (yet) whether this signal will be emitted or not. This means in particular that the behavior of `if s then p else q end` on a signal with status \perp is undefined: the execution is blocked on the test. Except in the signal declaration rules, the semantics does not deal explicitly with the status \perp , handling it is deferred to two auxiliary functions presented below, *Must* and *Can*.

As most rules do not deal with signals statuses, we do not need to modify them. Even more, most rules that handle signal statuses can be left as is, as they only deals with statuses true and false. This is the case for `emit s`, `awimm s` and `if s then p else q end`, leaving only the two rules for signal declaration.

$$\frac{p \xrightarrow[E]{E', k} p' \quad s \in \text{Must}(p, E * s^\perp)}{p \setminus s \xrightarrow[E]{E' \setminus s, k} \delta(k, p' \setminus s)} \text{C-Sig}^+ \quad \frac{p \xrightarrow[E]{E', k} p' \quad s \notin \text{Can}^+(p, E * s^\perp)}{p \setminus s \xrightarrow[E]{E' \setminus s, k} \delta(k, p' \setminus s)} \text{C-Sig}^-$$

The function *Must* and *Can* are used to compute respectively the set of signals that *must* be emitted and *can* be emitted inside one instant using only the information contained in the event E . They intuitively represent the information we can gather from the body of p by *making no assumption on the status of the declared signal s* , that is, by setting its status to \perp . This restriction ensures that the justification of the status of signal s does not rely on a causality loop.

They coincide on most statements, differing only on four of them: `if s then p else q end`, `awimm s, p; q`, and `signal s in p end`. For instance, when the status of s is \perp in a presence test $s ? p, q$, we do not know which branch to execute so that nothing *must* be done; on the contrary, both branches *can* be executed, hence the difference between *Must* and *Can*.

Technically, we need to compute both signals and return codes at the same time because in the case of sequential composition $p; q$, one need to know if p must/can terminate to decide if q has to be considered, possibly altering the set of emitted signals. These two components are denoted by $Must_s(p, E)$, $Can_s^b(p, E)$ and $Must_k(p, E)$, $Can_k^b(p, E)$ respectively. Furthermore, in the case of the *Must* function, the set of return codes is either empty or a singleton whereas it is an arbitrary (non-empty) set for *Can*. These two functions are defined by mutual induction (because of the signal declaration case) over the program p (see Figure 2).

Remark 2. In the Coq implementation, the $Must_k(p, E)$ component is not represented as a set, but rather as an option type, ensuring *de facto* that it contains at most one element.

Lemma 3 ($Can_k^b(p, E)$ is non empty). For all b, p , and E , we have $Can_k^b(p, E) \neq \emptyset$.

The constructive semantics enjoys the same structural properties than the logical one:

Inert derivative If the return code is not 1, then the derivative is 0 (Lemma 1);

Domain invariance With the Coq representation of output events E' , the domain of E and E' are the same (Lemma 2).

Furthermore, the constructive restriction also ensures that execution is deterministic and that undefined statuses cannot appear along reduction. More precisely, if we define a *total event* as a constructive event where no signal is mapped to \perp , we have the following lemma:

Lemma 4 (Output events are total). For all p, E, E', k , and p' , if $p \xrightarrow[E]{E', k} p'$, then E' is total.

Lemma 5 (Determinism of the constructive semantics). For all $p, E, E'_1, k_1, p'_1, E'_2, k_2$, and p'_2 , if $p \xrightarrow[E]{E'_1, k_1} p'_1$ and $p \xrightarrow[E]{E'_2, k_2} p'_2$, then $E'_1 = E'_2$, $k_1 = k_2$, and $p'_1 = p'_2$.

Finally, the *Must* and *Can* functions are well-named, as they indeed described what must/can be observed:

Lemma 6 (Correctness of *Must* and *Can*). For all p, E, E', k , and p' , if $p \xrightarrow[E]{E', k} p'$ then we have:

- $Must_s(p, E) \subseteq E' \subseteq Can_s^+(p, E)$;
- $k \in Can_k^+(p, E)$ and if $Must_k(p, E) \neq \emptyset$, then $Must_k(p, E) = \{k\}$.

Proof. See Section 8.2.

Remark 3. This lemma can be strengthened to use the logical behavioral semantics as a premise rather than the constructive semantics. Such a version is indeed stronger thanks to Theorem 4.

Even though the constructive semantics is well-suited as the starting semantics of Esterel, it is quite far from the circuit one, mostly because the models are very different. On the Esterel side, the semantics transforms the source code by keeping only the currently relevant parts of the program, i.e. what is left to execute. On the contrary, circuits are hardware and only the state of registers can be modified, leading to different *program state* but the underlying program cannot change. To bridge this gap, one can present the constructive semantics in a different way, keeping the source code intact and adding annotations on top of it to represent where the execution currently is, like program counters. As execution may only stop on `pause` and `awimm s` statements, they are the places where we put a mark to represent that execution should resume from this point. These tagged statements are called *activated*. Because Esterel has parallelism, there can be multiple activated statements inside a program. Nevertheless, a fundamental invariant of the Esterel semantics is that no two different statements on the same execution thread can be active at the same time, and neither on different branches of a `if s then p else q end` statement.

$$\begin{aligned}
 Must(k, E) &= Can^b(k, E) = (\emptyset, \{k\}) \\
 Must(!s, E) &= Can^b(!s, E) = (\{s\}, \{0\}) \\
 Must(s ? p, q, E) &= \begin{cases} Must(p, E) & \text{if } s^+ \in E \\ Must(q, E) & \text{if } s^- \in E \\ (\emptyset, \emptyset) & \text{otherwise} \end{cases} \\
 Can^b(s ? p, q, E) &= \begin{cases} Can^b(p, E) & \text{if } s^+ \in E \\ Can^b(q, E) & \text{if } s^- \in E \\ Can^-(p, E) \cup Can^-(q, E) & \text{otherwise} \end{cases} \\
 Must(s \supset p, E) &= Must(p *, E) = Must(p, E) \\
 Can^b(s \supset p, E) &= Can^b(p *, E) = Can^b(p, E) \\
 Must(s \supseteq p, E) &= \begin{cases} (\emptyset, \{1\}) & \text{if } s^+ \in E \\ Must(p, E) & \text{if } s^- \in E \\ (\emptyset, \emptyset) & \text{otherwise} \end{cases} \\
 Can^b(s \supseteq p, E) &= \begin{cases} (\emptyset, \{1\}) & \text{if } s^+ \in E \\ Can^b(p, E) & \text{if } s^- \in E \\ (Can_s^-(p, E), Can_k^-(p, E) \cup \{1\}) & \text{otherwise} \end{cases} \\
 Must(p \mid q, E) &= (Must_s(q, E) \cup Must_s(p, E), \text{Max}(Must_k(p, E), Must_k(q, E))) \\
 Can^b(p \mid q, E) &= (Can_s^b(q, E) \cup Can_s^b(p, E), \text{Max}(Can_k^b(p, E), Can_k^b(q, E))) \\
 Must(\{p\}, E) &= (Must_s(p, E), \downarrow (Must_k(p, E))) \\
 Can^b(\{p\}, E) &= (Can_s^b(p, E), \downarrow (Can_k^b(p, E))) \\
 Must(\uparrow p, E) &= (Must_s(p, E), \uparrow (Must_k(p, E))) \\
 Can^b(\uparrow p, E) &= (Can_s^b(p, E), \uparrow (Can_k^b(p, E))) \\
 Must(p ; q, E) &= \begin{cases} Must(p, E) & \text{if } 0 \notin Must_k(p, E) \\ (Must_s(p, E) \cup Must_s(q, E), Must_k(q, E)) & \text{if } 0 \in Must_k(p, E) \end{cases} \\
 Can^b(p ; q, E) &= \begin{cases} Can^b(p, E) & \text{if } 0 \notin Can_k^b(p, E) \\ (Can_s^b(p, E) \cup Can_s^+(q, E), Can_k^b(p, E) \setminus \{0\} \cup Can_k^+(q, E)) & \text{if } 0 \in Must_k(p, E) \text{ and } b = + \\ (Can_s^b(p, E) \cup Can_s^-(q, E), Can_k^b(p, E) \setminus \{0\} \cup Can_k^-(q, E)) & \text{otherwise} \end{cases} \\
 Must(p \setminus s, E) &= \begin{cases} Must(p, E * s^+) \setminus s & \text{if } s \in Must_s(p, E * s^\perp) \\ Must(p, E * s^-) \setminus s & \text{if } s \notin Can_s^+(p, E * s^\perp) \\ Must(p, E * s^\perp) \setminus s & \text{otherwise} \end{cases} \\
 Can^b(p \setminus s, E) &= \begin{cases} Can^b(p, E * s^+) \setminus s & \text{if } s \in Must_s(p, E * s^\perp) \text{ and } b = + \\ Can^b(p, E * s^-) \setminus s & \text{if } s \notin Can_s^+(p, E * s^\perp) \\ Can^b(p, E * s^\perp) \setminus s & \text{otherwise} \end{cases} \quad 11
 \end{aligned}$$

 Fig. 2. Definitions of the functions *Must* and *Can*.

6 The (Constructive) State Semantics

This semantics is a rewording of the constructive one where we replace the derivative p' inside the rule $p \xrightarrow[E]{E',k} p'$ by a state \hat{p} , that is an annotated version of the statement p representing the point where execution should restart in the next instant. Technically, it is still a rewriting semantics as the annotation are moved around, but the core idea is that *the underlying program never changes*. States (written \hat{p}, \hat{q}) are defined by the following grammar:

$$\begin{array}{lcl}
 \text{States} & \hat{p}, \hat{q} & := \hat{1} \quad \widehat{\text{awimm}} s \\
 & & s \supset \hat{p} \\
 & & s ? \hat{p}, q \quad s ? p, \hat{q} \\
 & & \hat{p}; q \quad p; \hat{q} \\
 & & \hat{p} | q \quad p | \hat{q} \quad \hat{p} | \hat{q} \\
 & & \hat{p} * \\
 & & \{\hat{p}\} \\
 & & \uparrow \hat{p} \\
 & & \hat{p} \setminus s \\
 \text{Terms} & \bar{p} & := \hat{p} \quad p
 \end{array}$$

A term is either a state or a program, written with a line above it. Terms are used to express the result of a transition, which can be either a state (if execution will resume at the next tick) or a program (if the execution is over).

As one can see, the only elementary states are the activated pause and the activated `awimm s` statements and states propagate through all other statements of the language. This definition takes care of the invariant mentioned at the end of the previous section: in a sequence only one component is a state and in a presence test, only one branch is a state.

As we have both (inert) statements and states, there are two kinds of semantics: one for programs used when we start execution and one for states used when we resume execution. These two semantics correspond respectively to the execution of the *surface* and *depth* of the program. We could also unite these two semantics into one which would take a term as input, but this seems to be of little practical interest.

To define these constructive state semantics, we need to extend *Must* and *Can* to states. One easy way to do this is to use the expansion function of Section 8.3 and let $\text{Must}(\hat{p}, E) := \text{Must}(\mathcal{E}(\hat{p}), E)$ and similarly for *Can*. Thus, we can directly reuse all their already proved properties and have for free the following equivalences which are required in the equivalence proof of Section 8.3:

$$s \in \text{Must}_s(\hat{p}, E) \iff s \in \text{Must}_s(\mathcal{E}(\hat{p}), E) \quad s \in \text{Can}_s^b(\hat{p}, E) \iff s \in \text{Can}_s^b(\mathcal{E}(\hat{p}), E)$$

In the Coq development, in order to have a more self-contained definition of the state semantics, we choose to define them from scratch, prove the above equivalences and only then derive their properties, importing them from the statement version.

We also need to define the δ function on states. Keeping the same intuition of killing the derivative if the return code is not 1, we get:

$$\delta(k, \bar{p}) := \begin{cases} \bar{p} & \text{if } k = 1 \\ p & \text{if } k \neq 1 \end{cases}$$

However, unlike the constructive semantics, we need to use it only on the $p | q$ statement. Indeed, parallel statements are the only place where a active state may need to be killed, when a branch pauses and the other one raises a trap.

Finally, we can prove that our initial idea of preserving the underlying program is satisfied. Let us define an erasing function \mathcal{B} converting a state into its un-annotated underlying program, which amounts to turning activated statements into inactive ones and propagating this change through sub-states. For convenience and by notation abuse, we extend this erasure to terms, still writing it \mathcal{B} . Then, the following lemma holds:

Lemma 7 (Invariance of the base statement). *For all p, E, E', k, p' , if $p \xrightarrow[E]{E',k} \bar{p}'$ then $p = \mathcal{B}(\bar{p}')$.*

For all \hat{p}, E, E', k, p' , if $\hat{p} \xrightarrow[E]{E',k} \bar{p}'$ then $\mathcal{B}(\hat{p}) = \mathcal{B}(\bar{p}')$.

Being a rewording of the constructive semantics, the state semantics enjoys the same properties:

Domain invariance With the Coq representation of output events E' , the domain of E and E' are the same (Lemma 2);

Determinism The state semantics (both surface and depth semantics) is deterministic.

Furthermore, we can strengthen the result about inert derivatives (Lemma 1) into an equivalence, as the derivative of pause is no longer `nothing`.

Lemma 8 (Inert derivative). *For all p, E, E', k , and p' , if $p \xrightarrow[E]{E',k} p'$ then we have $k \neq 1 \iff p' = p$.*

For all p, E, E', k , and p' , if $\hat{p} \xrightarrow[E]{E',k} p'$ then we have $k \neq 1 \iff p' = \mathcal{B}(\hat{p})$.

Remark 4. We defined the (constructive) state semantics from the constructive semantics but this rewording can also be done for the logical behavioral semantics, leading to a logical state semantics.

7 Microstep Semantics

The state semantics provides a perfect match between states \hat{p} and active stabilized circuit states. (We can extend this correspondence to inert statements p and inactive circuits.) In particular, the registers in the circuit exactly correspond to `pause` and `suspend` statements. Nevertheless, the computation of these states is abstract: we go from one stabilized state to the next, without explaining precisely how information flows. Furthermore, the state semantics is still using the *Must* and *Can* functions, which is highly unrealistic: a circuit does not perform evaluation in two steps: first a *Must/Can* analysis to decide the values of local signals, then the actual execution.

For all these reasons, we introduce a *microstep semantics*, detailing how computation works *within* an instant, evolving from a state to the next. Our goal is to have a semantics as precise as the circuit, meaning that its resolution should be (roughly) the gate level. Furthermore, we want it to be defined on the source code, so that the equivalence with the previous semantics is easier to express. Because of that, like the state semantics, it annotates Esterel programs and execution consists in moving annotations around. Like digital circuits in which electricity propagate within a clock cycle, we restrict it to a single instant, meaning that there will be no rule to cross a `pause` statement and that execution is performed from one `pause`, `await immediate`, or `suspend` to the next.

In order to reduce the proof burden, some parts of the circuit are left abstract, namely the computation of signal values and the synchronizer for the parallel statement. In the first case, it amounts to a big or gate on the execution state of all emitters. In the second case, we work with the specification of the synchronizer rather than a given implementation, thus allowing to reason about what it *should* do. In particular, we can express the maximum amount of information it can return depending on its inputs, which justifies the fact that the current one is optimal.

7.1 Microstate Definition

Analysis of the circuit translation The core idea in designing the annotation propagated by the microsteps is taken from a simplification of the circuit translation. As Kernel Esterel does not feature data, the key point is to transfer control. In the circuit translation, this is done through a structural translation respecting the following circuit interface:

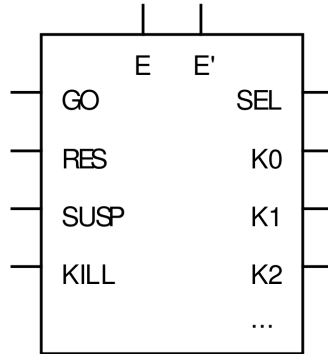


Fig. 3. Circuit Translation Interface

This interface has:

- input and output events for signals (E and E' respectively);
- four inputs (Go, Res, Susp, Kill);
- two outputs (Sel and the K_i).

All are single wires except for E and E' which are sheaves of wires (one per signal). Their meaning is as follows:

- Go is set when one want to start the execution of the (currently inactive) circuit;
- Res (for Resume) is set when one want to continue execution;
- Susp (for Suspend) is set to freeze the circuit for the current instant;
- Kill is used to reset the circuit into its inactive state;
- Sel represents whether the circuit is active or not;
- the K_i represent the return code, in one-hot encoding.

The Kill wire is not required during an instant but between consecutive instants: its only use is to kill a pausing branch of a parallel statement when the other branch raises an exception, but this is known only after both return codes are computed and will only affect the circuit for the next instant, not the current one. Similarly, the Sel wire denotes which parts of a circuit are active, it is computed at the start of an instant and does not evolve during that instant.

The fact that the K_i represent a one-hot encoding of the return code put a restriction on their possible values: either one wire is 1 and all the others will eventually become 0, or some wires are 0 and the others are still undefined.

Finally, as we are at a very precise resolution, the output event and return code do not make sense in most cases (their values would be $\perp \mapsto \perp$ and \perp), as their computation require many steps in general.

Microstate Interface From the previous analysis, we design the a *microstate interface* to annotate the source command p : $\blacksquare p \bullet$ defined as follows.

Inputs \blacksquare consist in the Go, Res and Susp wires (as Scott booleans); signals are read from an (external) event E but no output event E' is present; outputs \bullet consist in the return code represented as either \bullet_k with k an integer or \circ_K with K a finite set of integers. This output color representation directly denotes the 1-hot encoding, thus avoiding to deal with impossible cases or having invariants lying around to ensure it. Notice that \bullet_k represents the fact that the k -th wire is 1 (*Must* propagation) whereas \circ_K represents a finite set K of return code wires whose value is still unknown (*Can* propagation) and no wire is known to be 1. The information about Sel is assumed to be already computed so we do not need to consider the \perp case and can use a boolean.

These annotations (with their colors) are recursively inserted in any sub-statement. For instance, $s \supset p$ becomes $\blacksquare(s \supset (\blacksquare p \bullet)) \bullet$. We usually drop parentheses when there is no ambiguity. The formal definition of microstates is given in Fig. 4.

sel	$:=$	$+$ $-$	sel boolean
bo	$:=$	\perp $+$ $-$	Scott boolean
in	$:=$	$\{Go : bo; Res : bo; Susp : bo\}$	input color
out	$:=$		output color
		\bullet_k	$k \in \mathbb{N}$ k -th wire is 1
		\circ_K	$K \subset_{fin} \mathbb{N}$ wires outside K are 0
$mstate$	$:=$	Colors sel in $mcmd$ out	microstate
$mcmd$	$:=$	nothing	
		pause	
		exit k	$k \in \mathbb{N}$
		emit s	s signal
		trap k in $mstate$ end	$k \in \mathbb{N}$
		$\uparrow mstate$	
		suspend $mstate$ when s	s signal
		if s then $mstate$ else $mstate$ end	s signal
		$mstate ; mstate$	
		$mstate mstate$	
		signal s in $mstate$ end	s signal

Fig. 4. Definition of microstates

Notations We color inputs as follows to have a visual representation of the various values of Go, Res, Susp and Sel (whether the square is filled or not).

Colors	Sel	Go	Res	Susp	Intuition
◼	?	?	?	?	If we do not know anything
◻	-	?	?	?	If we do not know anything more than Sel
◻	-	+	?	?	Starting an inert statement
◻	-	-	?	?	Leaving dead an inert statement
◼	+	?	?	?	If we do not know anything more than Sel ⁺
◼	+	?	+	-	Resuming an active statement
◼	+	?	+	+	Freezing an active statement
◼	+	?	-	?	Not executing an active statement

In the ◻ case, Thm 9 formally justifies that the values of Res and Susp are irrelevant. Some cases never happen because of invariants of the circuit translation: for instance we never have Go⁺ and Sel⁺ at the same time as we can only start an inert statement. Thus, the ? for Go in the last four cases is actually either ⊥ or - but it cannot be +. We define other colored shapes as convenient shorthands for several cases:

- ◼: either ◻ or ◼, that is, $Go^+ \vee (Sel^+ \wedge Res^+)$

The intuition is that the microstate is executed, either started fresh or resumed.

- ◻: either ◻ or ◻, that is, $Go^- \wedge (Sel^- \vee Res^-)$

The intuition is that the microstate is not executed.

We let $in(p)$, $out(p)$, $Go(p)$, $Res(p)$, and $Susp(p)$ denote respectively the input color, output color, Go wire, Res wire, and Susp wire of a microstate p . To change the input color of a microstate p into ◼, we write $[◼]p$. We extend that to single wires: $[Go^+]p$, $[Res(q)]p$, $[Susp^{b_1 \wedge b_2}]p$. Similarly, for output colors, we write $p[out]$. For signals, we define $E(s)$ to be the value of s in E if $s \in E$ and ⊥ otherwise.

7.2 Intuition of the Microstep Semantics

The circuit works by propagating electric potentials through wires and logical gates until all wires get a stable 0 or 1 value. Similarly, our microstep semantics works by propagating control information through Esterel statements until reaching some maximal state of information, that is, a state where all Go, Res and Susp wires are no longer ⊥ and where all return codes are either O_\emptyset or \bullet_k for some integer k . After everything has stabilized, the resulting state (in the sense of \hat{p}) can be read off from the maximal state of information. This state is unique as we prove the microstep semantics to be confluent (Thm2). To measure information and account for its propagation, we use Scott ordering.

Scott ordering on microstate The Scott order $p < q$ between two microstates p and q intuitively means that q contains more information (is more defined) than p . It is defined recursively, by requiring that p and q have the same base statement and Sel values and that any input or output color in p is smaller (contains less information) than its corresponding one in q . On input colors, we use a component-wise ordering of the Scott booleans Go, Res and Susp (that is, $\perp < +$ and $\perp < -$).

The definition on output colors stems from the intuition that \bullet_k (resp. O_K) represents the fact that *Must* is k (resp. *Can* is K).

$$\begin{aligned}
 O_K \leq O_L & := L \subseteq K && \text{with more information, more wires are set to 0} \\
 O_K \leq \bullet_k & := k \in K && \text{the wire to 1 must be among the ones that are not 0} \\
 \bullet_k \leq \bullet_l & := k = l && \text{only a single wire can be 1} \\
 \bullet_k \leq O_K & := \text{False} && \bullet_k \text{ contains more information than } O_K
 \end{aligned}$$

We require the Sel values to be the same to enforce that $p \leq q$ entails that p and q have the same starting term, in particular the same base statement. Indeed, on microstates from different terms or different

instants, the information available in both has no reason to be compatible and the comparison is not meaningful.

We define a *total* microstate as a microstate where the information is maximal, that is, no input color still contains \perp and all output colors are either \circ_{\emptyset} or \bullet_k for some k .

Connection between states and microstates The microstep semantics can be connected to the state one as follows: starting from a term \bar{p} (that is, an inert command p or an active state \hat{p}) we build a starting microstate representing the state of computation at the start of the instant. Then, after setting the input color, we let the microstep semantics make the term evolve until reaching maximal information. Finally, we convert back the final state into a term. This is shown on Fig. 5.

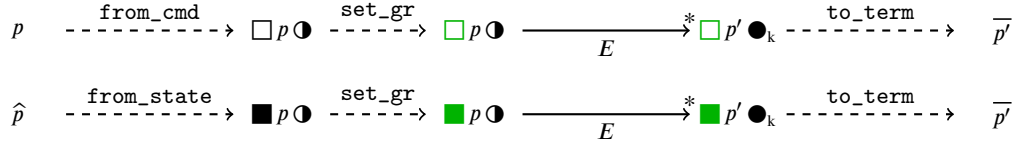


Fig. 5. Links between the state and microstep semantics

The difference between `from_cmd` and `from_state` only lies in how `Sel` is computed: in `from_cmd`, it is always set to $-$ whereas in a state the active parts have Sel^+ . In particular, the overall structure is the same (the one of p) and the output colors are also identical. These output colors represent the statically computed possible return codes for each statement and sub-statement. Notice that these `from_*` functions perform the computation of the `Sel` wire.

The `to_term` function converts back a microstate into a term. It is well-defined only for maximal microstates, since otherwise we do not know which parts are active or not (e.g., $\square \text{pause} \bullet_1$ should become $\hat{1}$ whereas $\square \text{pause} \circ_{\emptyset}$ should become 1). It also performs the role of the Kill wire by killing any pausing parallel branch that needs it, that is, replacing it with its base statement.

The other outputs of the semantics, the return code k and the output event E' can be read off from the final (and total) microstate. The return code is simply given by the output color and the output event is computed by scanning the `emit` statements of the microstate: any $\square!s \bullet_0$ gives s^+ , whereas if all emitters of s are $\square!s \circ_{\emptyset}$, its status is s^- . Finally, if there is no $\square!s \bullet_0$ and some emitter with a non-total output color, that is some $\square!s \circ_{\{0\}}$, then the status of s is \perp . (For $\square!s \bullet_0$ and $\square!s \circ_{\emptyset}$, we can actually prove that the input color is more precise, either \square or \square , but we do not need it.)

7.3 Formal Definition of the Microstep Semantics

The full semantics contains a lot of rules (over 50). As such, the complete definition is given in Appendix 7 and we only give here their general construction as well as a few illuminating examples.

Atomic microstates such as `pause`, `emit s`, `exit k` only have input and output colors. Their microstep rules compute the output colors depending on the input ones. Compound microstates contain input and output colors and some sub-microstates. Their microstep rules are split into three parts: a *start* part which converts the input color of the compound microstate into input colors for its sub-microstates; a *context* part where sub-microstates evolve; an *end* part where the output colors of sub-microstates are combined into an output color for the compound microstate. This distinction is violated by a single case: in a sequence $p; q$, starting q is decided depending on the output color of p .

The level of details we want to reach is roughly the gate level, but not always. More precisely, we want to express the functional dependence of each wire on the values of other wires, without being tied to a particular implementation. For instance, in $s \supset p$, the *Susp* wire of p is computed from the *Susp*, *Sel*, *Res* wires and the status of s , but not necessarily by two AND gates and an OR one, as the usual implementation does. This allows to try other implementations without changing the specifications.

Example: the $s ? p, q$ rules The distinction between start, context and end rules is obvious here. The start part contains two AND gates (one for p and one for q), and the end part contains a bunch of OR gates for the K_i . (Remember that we ignore the one for *Sel*.) The start rules for p propagate the *Res* and *Susp* wires:

$$\frac{Res(p) < Res(\blacksquare)}{\blacksquare(s ? p, q) \bullet \xrightarrow{E} \blacksquare(s ? [Res(\blacksquare)]p, q) \bullet} \qquad \frac{Susp(p) < Susp(\blacksquare)}{\blacksquare(s ? p, q) \bullet \xrightarrow{E} \blacksquare(s ? [Susp(\blacksquare)]p, q) \bullet}$$

The use of $<$ preconditions ensures that a rule can only be triggered if it increases the information inside the term.

The statement p is started ($Go(p) = +$) if the overall statement is started ($Go(s ? p, q) = +$) and s is present ($E(s) = +$). More generally, $Go(p)$ is the conjunction of $Go(s ? p, q)$ and $E(s)$.

$$\frac{Go(p) < Go(\blacksquare) \wedge E(s)}{\blacksquare(s ? p, q) \bullet \xrightarrow{E} \blacksquare(s ? [Go^{Go(\blacksquare)} \wedge E(s)]p, q) \bullet}$$

The rules for q are the same, except that we negate the value of s in the rule for *Go*: $E(s)$ becomes $\neg E(s)$. The context rules pose no problem and the end rule combines the return codes of p and q by taking their union.

$$\frac{\frac{p \xrightarrow{E} p'}{\blacksquare(s ? p, q) \bullet \xrightarrow{E} \blacksquare(s ? p', q) \bullet} \qquad \frac{q \xrightarrow{E} q'}{\blacksquare(s ? p, q) \bullet \xrightarrow{E} \blacksquare(s ? p, q') \bullet}}{\blacksquare(s ? p, q) \bullet \xrightarrow{E} \blacksquare(s ? p, q)(out(p) \cup out(q))}$$

7.4 Properties of the Microstate Semantics

Theorem 1. *The microstep semantics enjoys the following properties:*

- The base statement and *Sel* values do not change along reduction: $\forall E p p', p \xrightarrow{E} p' \implies base(p) = base(p')$;
 - The input color does not change along reduction: $\forall E p p', p \xrightarrow{E} p' \implies in(p) = in(p')$;
 - Each microstep increases information: $\forall E p p', p \xrightarrow{E} p' \implies p < p'$;
- Corollary: Total microstates cannot reduce;*
- A reduction in a microstep is local, that is, reduction either happens in a sub-microstate or in the output color: $\forall E \blacksquare p \bullet p' \bullet \blacksquare p \bullet \xrightarrow{E} \blacksquare p' \bullet \bullet \implies p = p' \vee \bullet = \bullet'$;
 - Microstates are compatible with $<$ (and \leq) on input colors: $\forall E p \blacksquare, in(p) < \blacksquare \implies p \xrightarrow{E} p' \implies \exists p'', [\blacksquare]p \xrightarrow{E} p'' \wedge p' < p'' \wedge [\blacksquare]p' \xrightarrow{E}^* p''$;

Since there is no output event E' , there is no event domain preservation.

Theorem 2 (Confluence and termination). *The microstep semantics is locally confluent and terminating. By Newman's lemma, it is then confluent.*

Proof. Local confluence is proved by case analysis (278 cases to consider) and termination is proved by exhibiting a termination measure (the amount of missing information in a microstate).

Lemma 9 (Reduction of inert microstates). *We have the following reductions about not executed microstates:* $\square p \bullet \xrightarrow{E} \square p \circ_{\emptyset}$.

Definition 1 (`valid_coloring`(E, p) invariant). *The property `valid_coloring`(E, p) expresses that the input and output colors inside p are coherent with the information they have access to, as well as checks that all signals used in p are declared in E . Its definition, deferred to the Appendix, is made by cases on each statement construction.*

Theorem 3 (Invariant of the circuit translation). *The invariant `valid_coloring`(E, p) is satisfied by the conversion functions `from_cmd` and `from_state` (the initial microstates) and are preserved by reduction. It entails the following properties:*

- *This invariant is compatible with information increase about signals:*
 $\forall E E' p, \text{dom}(E) = \text{dom}(E') \implies E \leq E' \implies \text{valid_coloring}(E, p) \implies \text{valid_coloring}(E, p')$
- *Control is never propagated, only propagated:*
 - $\text{valid_coloring}(E, \square p \bullet_k) \implies \square = \color{green}\square$;
 - $\text{valid_coloring}(E, \square p \circ_{\emptyset}) \implies \square = \color{red}\square$;
- *Branches in a test and a sequence are not simultaneously active:*
 - $\text{valid_coloring}(E, \square(s ? p, q) \bullet) \implies \text{in}(p) \neq \color{green}\square \vee \text{in}(q) \neq \color{green}\square$;
 - $\text{valid_coloring}(E, \square(p ; q) \bullet) \implies \text{out}(p) \setminus 0 \neq \bullet \vee \text{in}(q) \neq \bullet$;
- *Comparison with starting microstates:*
 $\text{valid_coloring}(E, p) \implies \text{from_term}(\text{back_to_term}(p)) \leq p$;

8 The Coq theorems and their proofs

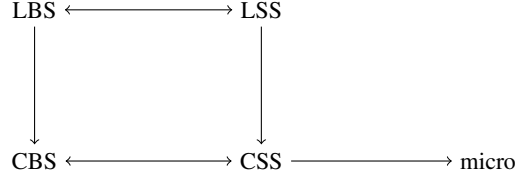
8.1 Representation choices in Coq

In the Coq formalization, we have tried to stick as much as possible to the symbolic writing of Kernel Esterel, but still had to depart slightly from it on the $p \mid q$ and $p * q$ cases for technical reasons. Indeed, the single pipe $|$ is used in Coq for pattern matching so that we use instead the textual notation $p \parallel q$. Similarly, the star is used to type pairs and we use instead p° . (Furthermore, the star notation was inspired from Kleene's star which is written as a superscript and our version looks more natural in this respect.) Unlike in the description of the SOS rules, E' will not be a map from the set of emitted signals to $\{+\}$ but, exactly like E , it will be a map from the set of visible signal to the set of possible statuses ($\{+, -\}$ or $\{+, -, \perp\}$ in the constructive case). This choice makes it possible to prove that the set of visible signals is not modified along transitions.

The directory structure of the Coq development The development contains only Coq .v files, which can be split into three categories:

- Auxiliary files and common definitions:
 - Addendum to the Coq standard library (`Coqlib2.v` and `Map.v`);
 - Definitions of Kernel Esterel (`Definitions.v`), of events (`Events.v`), and of notations (`Notations.v`);
 - Definitions of *Must* and *Can* (`MustCan.v`), including on states (`StateMustCan.v`);
- The four semantics considered (`LBS.v`, `CBS.v`, `LSS.v`, and `CSS.v`);

- The relation between pairs of semantics (LBS_CBS . v, LBS_LSS . v, CBS_CSS . v, and LSS_CSS . v).



As the semantics are described in Coq by inductive types, their relation are proved by induction, enumerating cases to go from one to the other. The equivalence between LBS and LSS and between CBS and CSS are identical and we present only the first one. For the same reason, only the implication between CBS and LBS is shown, the one between CSS and LSS is the same.

We also provide interpreters for the CBS and CSS semantics (one for the microsteps semantics is under development). These interpreters are proved to be equivalent to their corresponding SOS semantics and can be used as executable specification of Esterel statements.

8.2 The logical and constructive behavioral semantics

The constructive semantics is a refinement of the logical one by casting out some unwanted behaviors due to non-causality. Therefore, we expect to have a theorem stating that any valid transition in the constructive semantics is also valid in the coherent one.

Before stating this theorem, we need to convert constructive events into classical ones, by a function C2K. Because of the status \perp , there is no canonical way to do so. Therefore, we choose to restrict the theorem to *total (constructive) events*, i.e. to constructive events E in which no signal is mapped to \perp . Thus the precise statement we prove is the following:

Theorem 4. For all p, E, E', k, p' , if $\text{Total}(E)$ and $p \xrightarrow[E]{E', k} p'$ then $p \xrightarrow[\text{C2K}(E)]{\text{C2K}(E'), k} p'$.

Proof. By induction on the proof of $p \xrightarrow[E]{E', k} p'$.

As both semantics are the same except for signal declaration, only the Sig^+ and Sig^- rules are interesting; the other ones simply amounts to using expected properties of C2K. These two cases rely on Lemma 6 which expresses that the functions *Must* and *Can* indeed compute what their names imply: any signal (resp. return code) computed by $\text{Must}(p, E)$ is indeed emitted (resp. reached) and any emitted signal or reached return code indeed belongs to the corresponding set computed by $\text{Can}^+(p, E)$.

Proof (Lemma 6). The proof is done by induction over the proof of $p \xrightarrow[E]{E', k} p'$. The interesting cases are sequential composition and signal declaration. Looking at *Must* and *Can* definitions, we may also expect the presence test case to be difficult but the induction gives either $s^+ \in E$ or $s^- \in E$ and therefore we only need an application of the induction hypothesis to conclude. Both the $p; q$ and $p \setminus s$ cases use case distinctions according to the definitions of *Must* and *Can*. They also requires monotonicity of *Must* and antimonotonicity of *Can*, stated below. For instance, the third case of $\text{Can}^b(p; q, E)$ uses $\text{Can}^-(q, E)$ whereas the induction hypothesis gives us $\text{Can}^+(q, E)$. Therefore we need the inclusion $\text{Can}^+(q, E) \subseteq \text{Can}^-(q, E)$ to conclude. Similarly, in $p \setminus s$, the case distinction gives results about $E * s^\perp$ whereas we may need them about $E * s^+$ or $E * s^-$. We need again inclusions, here $\text{Must}(p, E * s^\perp) \subseteq \text{Must}(p, E * s^+)$ and $\text{Must}(p, E * s^\perp) \subseteq \text{Must}(p, E * s^-)$.

The order we take on constructive statuses is the information ordering (or flat Scott-ordering) on booleans: $\perp < -, \perp < +$. We lift it pointwise to get the ordering on constructive events. Finally, for the boolean exponent b of $\text{Can}^b(p, E)$, we take $- \leq +$.

Lemma 10 (Monotonicity of *Must* and antimonotonicity of *Can*). *For all $E \leq E'$ and all $b \leq b'$, we have:*

- $\text{Must}_s(p, E) \subseteq \text{Must}_s(p, E')$
- $\text{Must}_k(p, E) \subseteq \text{Must}_k(p, E')$
- $\text{Can}_s^{b'}(p, E') \subseteq \text{Can}_s^b(p, E)$
- $\text{Can}_k^{b'}(p, E') \subseteq \text{Can}_k^b(p, E)$

If we define inclusion on pairs by pointwise inclusion, we can write it in a more compact form: $\text{Must}(p, E) \subseteq \text{Must}(p, E')$ and $\text{Can}^{b'}(p, E') \subseteq \text{Can}^b(p, E)$.

Proof. The proof of this statement is done by induction over p . It is straightforward but very tedious because we have to prove all four statements at once due to mutual dependence. The most troublesome case is by far the signal declaration one because of all the case distinctions required.

8.3 The constructive and state semantics

Comparing the constructive semantics and the state one is more subtle because the meaning of the derivative p' changes: in the constructive semantics, it represents “what is left to execute inside p ” whereas in the state semantics, the underlying program never changes. Therefore, we need to express “what is left to execute” inside a state, that is to define the *expansion* (written \mathcal{E}) of a state into a program:

$$\begin{array}{lll}
 \mathcal{E}(\hat{1}) := 0 & \mathcal{E}(\hat{p} \mid \hat{q}) := \mathcal{E}(\hat{p}) \mid \mathcal{E}(\hat{q}) & \mathcal{E}(s \ ? \ \hat{p}, q) := \mathcal{E}(\hat{p}) \\
 \mathcal{E}(s \supset \hat{p}) := \text{awimm } \neg s; \mathcal{E}(\hat{p}) & \mathcal{E}(\hat{p} \mid q) := \mathcal{E}(\hat{p}) \mid 0 & \mathcal{E}(s \ ? \ p, \hat{q}) := \mathcal{E}(\hat{q}) \\
 \mathcal{E}(\{\hat{p}\}) := \{\mathcal{E}(\hat{p})\} & \mathcal{E}(p \mid \hat{q}) := 0 \mid \mathcal{E}(\hat{q}) & \mathcal{E}(p; \hat{q}) := \mathcal{E}(\hat{q}) \\
 \mathcal{E}(\uparrow \hat{p}) := \uparrow \mathcal{E}(\hat{p}) & \mathcal{E}(\hat{p} *) := \mathcal{E}(\hat{p}); p * & \mathcal{E}(\hat{p}; q) := \mathcal{E}(\hat{p}); q \\
 \mathcal{E}(\hat{p} \setminus s) := \mathcal{E}(\hat{p}) \setminus s & &
 \end{array}$$

Even with this expansion function \mathcal{E} , there can still be a textual mismatch between $\mathcal{E}(\overline{p'})$ from the CSS and p' from the CBS. Therefore, we use bisimilarity \approx to express that these terms behave in the same way, even though they are not syntactically equal. Using the expansion function \mathcal{E} and bisimilarity \approx , we have the following equivalence theorem:

Theorem 5 (Equivalence between the constructive and state semantics).

$$\text{For all } p, E, E', k, p', \quad p \xrightarrow[E]{E', k} p' \implies \exists \overline{p''}, p \xrightarrow[E]{E', k} \overline{p''} \wedge p' \approx \delta(k, \mathcal{E}(\overline{p''}))$$

$$\text{For all } \hat{p}, E, E', k, p', \quad \mathcal{E}(\hat{p}) \xrightarrow[E]{E', k} p' \implies \exists \overline{p''}, \hat{p} \xrightarrow[E]{E', k} \overline{p''} \wedge p' \approx \delta(k, \mathcal{E}(\overline{p''}))$$

$$\text{For all } p, E, E', k, \overline{p'}, \quad p \xrightarrow[E]{E', k} \overline{p'} \implies \exists p'', p \xrightarrow[E]{E', k} p'' \wedge p' \approx \delta(k, \mathcal{E}(\overline{p'}))$$

$$\text{For all } \hat{p}, E, E', k, \overline{p'}, \quad \hat{p} \xrightarrow[E]{E', k} \overline{p'} \implies \exists p'', \mathcal{E}(\hat{p}) \xrightarrow[E]{E', k} p'' \wedge p' \approx \delta(k, \mathcal{E}(\overline{p'}))$$

Proof (Theorem 5). The proofs of the four implications all go by induction on the derivation tree in the source semantics. The proofs of both directions are straightforward, they simply require case distinction on p' and k to insert the adequate $\delta(k, p')$ in order to match the constructive semantics rules.

8.4 The state and microstep semantics

TODO

9 Conclusion

TODO

References

- BBdS⁺00. G. Berry, A. Bouali, R. de Simone, X. Fornari, E. Ledinot, , and E. Nassor. Esterel: a formal method applied to avionic software development. *Science of Computer Programming*, 36:5–25, 2000.
- BC84. G. Berry and L. Cosserat. The synchronous programming languages Esterel and its mathematical semantics. In S. Brookes and G. Winskel, editors, *Seminar on Concurrency*, pages 389–448. Springer Verlag Lecture Notes in Computer Science 197, 1984.
- Ber92. G. Berry. Esterel on hardware. *Philosophical Transactions Royal Society of London A*, 339:87–104, 1992.
- Ber00a. G. Berry. The Esterel language primer, version v5_91. Technical report, Ecole des mines de Paris and Inria, June 2000. https://www.college-de-france.fr/media/gerard-berry/UPL8106359781114103786_Esterelv5_primer.pdf.
- Ber00b. G. Berry. The foundations of Esterel. In *Proof, Language and Interaction: Essays in Honour of Robin Milner*. MIT Press, 2000.
- Ber03. G. Berry. *The Constructive Semantics of Pure Esterel*. Draft book, current version 3.0, 2003. https://www.college-de-france.fr/media/gerard-berry/UPL1145408506344059076_Berry_EsterelConstructiveBook.pdf.
- BG92. G. Berry and G. Gonthier. The Esterel synchronous programming language: Design, semantics, implementation. *Science Of Computer Programming*, 19(2):87–152, 1992.
- BKS03. G. Berry, M. Kishinevsky, and S. Singh. System level design and verification using a synchronous language. In *Proc. ICCAD'03, San Jose*, 2003.
- BMR83. G. Berry, S. Moisan, and J-P. Rigault. Towards a synchronous and semantically sound high level language for real-time applications. In *IEEE Real Time Systems Symposium*, pages 30–40. IEEE Catalog 83 CH 1941-4, 1983.
- CDT19. The Coq Development Team. *The Coq Reference Manual, version 8.9*, August 2019. Available electronically at <http://coq.inria.fr/distrib/V8.9.0/refman/>.
- CP99. Paul Caspi and Marc Pouzet. Lucid Synchrone: une extension fonctionnelle de Lustre. In *Journées Francophones des Langages Applicatifs (JFLA)*, Morzine-Avoriaz, Février 1999. INRIA.
- ECM90. B. Espiau and E. Coste-Manière. A synchronous approach for control sequencing in robotics applications. In *Proc. IEEE International Workshop on Intelligent Motion, Istanbul*, pages 503–508, 1990.
- Est08. Esterel EDA Technologies. The Esterel v6_60 reference manual. Technical report, Esterel EDA Technologies, 2008. https://www.college-de-france.fr/media/gerard-berry/UPL681247605558671166_Esterelv7.60_ReferenceManual.pdf.

- GAA⁺13. Georges Gonthier, Andrea Asperti, Jeremy Avigad, Yves Bertot, Cyril Cohen, François Garillot, Stéphane Le Roux, Assia Mahboubi, Russell O’Connor, Sidi Ould Biha, Ioana Pasca, Laurence Rideau, Alexey Solovyev, Enrico Tassi, and Laurent Théry. A machine-checked proof of the odd order theorem. In *ITP*, 2013.
- GBGM91. P. Le Guernic, M. Le Borgne, T. Gauthier, and C. Le Maire. Programming real time applications with Signal. *Another Look at Real Time Programming, Proceedings of the IEEE, Special Issue*, Sept. 1991.
- HCP91. N. Halbwachs, P. Caspi, and D. Pilaud. The synchronous dataflow programming language Lustre. *Another Look at Real Time Programming, Proceedings of the IEEE, Special Issue*, Sept. 1991.
- Ler19. Xavier Leroy. The CompCert verified compiler, software and commented proof. Available at <http://compcert.inria.fr/>, February 2019.
- Mal94. S. Malik. Analysis of cyclic combinational circuits. *IEEE Trans. Computer-Aided Design*, 13(7):950–956, 1994.
- Mil83. R. Milner. Calculi for synchrony and asynchrony. *Theoretical Computer Science*, 25:267–310, 1983.
- MP05. Louis Mandel and Marc Pouzet. ReactiveML, a reactive extension to ML. In *Proceedings of 7th ACM SIGPLAN International Symposium on Principles and Practice of Declarative Programming (PPDP’05)*, Lisbon, Portugal, July 2005.
- MS92. G. Murakami and Ravi Sethi. Terminal call processing in Esterel. In *Proc. IFIP 92 World Computer Congress, Madrid, Spain*, 1992.
- MSB12. Michael Mendler, Thomas Shiple, and Gérard Berry. Constructive boolean circuits and the exactness of timed ternary simulation. *Formal Methods in System Design*, 40(3):283–329, 2012.
- Nru72. N. G. De Nruijn. Lambda calculus notation with nameless dummies: A tool for automatic formula manipulation, with application to the Church-Rosser theorem. *Indagationes Mathematicae*, 34:381—392, 1972.
- PBEB07. D. Potop-Butucaru, S. A. Edwards, and G. Berry. *Compiling Esterel*. Springer, 2007.
- Pto14. Claudius Ptolemaeus, editor. *System Design, Modeling, and Simulation using Ptolemy II*. Ptolemy.org, available as a free PDF download and low-cost paperback, 2014.
- SB96. T. Shiple and G. Berry. Constructive analysis of cyclic circuits. In *Proc. International Design and Test Conference ITDC 96, Paris, France*, 1996.
- Sch09. Klaus Schneider. The synchronous programming language quartz. Technical report, Internal Report 375, Department of Computer Science, University of Kaiserslautern, Kaiserslautern, Germany, 2009.
- Tar04. Olivier Tardieu. *Loops in Esterel: From Operational Semantics to Formally Specified Compilers*. Phd, École Nationale Supérieure des Mines de Paris, September 2004.
- vHDM⁺14. Reinhard von Hanxleden, Björn Duderstadt, Christian Motika, Steven Smyth, Michael Mendler, Joaquín Aguado, Stephen Mercer, and Owen O’Brien. SCCharts: Sequentially Constructive Statecharts for safety-critical applications. In *Proc. ACM SIGPLAN Conference on Programming Language Design and Implementation (PLDI ’14)*, pages 372–383, Edinburgh, UK, June 2014. ACM.
- vHMA⁺13. R. von Hanxleden, M. Mendler, J. Aguado, B. Duderstadt, I. Fuhrmann, C. Motika, S. Mercer, and O. O’Brien. Sequentially constructive concurrency - a conservative extension of the synchronous model of computation. In *Proc. Design, Automation and Test in Europe Conference (DATE’13), Grenoble, France*, 2013.

A The various semantics

A.1 The Behavioral Semantics (LBS and CBS)

This first set of rules is valid for both LBS and CBS.

$$\begin{array}{c}
\frac{}{0 \xrightarrow[E]{\emptyset, 0} 0} \text{ Nothing} \\
\frac{}{!s \xrightarrow[E]{\{s^+\}, 0} 0} \text{ Emit} \\
\frac{s^+ \in E}{\text{awimm } s \xrightarrow[E]{\emptyset, 0} 0} \text{ Awimm}^+ \\
\frac{s^+ \in E \quad p \xrightarrow[E]{E', k} p'}{s ? p, q \xrightarrow[E]{E', k} p'} \text{ Then} \\
\frac{k \neq 0 \quad p \xrightarrow[E]{E', k} p'}{p; q \xrightarrow[E]{E', k} \delta(k, p'; q)} \text{ Seq}_k \\
\frac{p \xrightarrow[E]{E', k} p'}{\uparrow p \xrightarrow[E]{E', \uparrow k} \delta(k, \uparrow p')} \text{ Shift} \\
\frac{p \xrightarrow[E]{E', k} p'}{\{p\} \xrightarrow[E]{E', \downarrow k} \delta(k, \{p'\})} \text{ Trap} \\
\frac{}{1 \xrightarrow[E]{\emptyset, 1} 0} \text{ Pause} \\
\frac{p \xrightarrow[E]{E', k} p'}{s \supset p \xrightarrow[E]{E', k} \delta(k, \text{awimm } \neg s; s \supset p')} \text{ Suspend} \\
\frac{s^- \in E}{\text{awimm } s \xrightarrow[E]{\emptyset, 1} \text{awimm } s} \text{ Awimm}^- \\
\frac{s^- \in E \quad q \xrightarrow[E]{E', k} q'}{s ? p, q \xrightarrow[E]{E', k} q'} \text{ Else} \\
\frac{p \xrightarrow[E]{E', 0} p' \quad q \xrightarrow[E]{E', k} q'}{p; q \xrightarrow[E]{E'_p \cup E'_q, k} q'} \text{ Seq}_0 \\
\frac{k \neq 0 \quad p \xrightarrow[E]{E', k} p'}{p * \xrightarrow[E]{E', k} \delta(k, p'; p *)} \text{ Loop} \\
\frac{p \xrightarrow[E]{E'_p, k_p} p' \quad q \xrightarrow[E]{E'_q, k_q} q'}{p | q \xrightarrow[E]{E'_p \cup E'_q, \max(k_p, k_q)} \delta(\max(k_p, k_q), p' | q')} \text{ Parallel}
\end{array}$$

The distinction between LBS and CBS only appear in signal rules:

$$\begin{array}{c}
\frac{s \in E' \quad p \xrightarrow[E * s^+]{E', k} p'}{p \setminus s \xrightarrow[E]{E' \setminus s, k} \delta(k, p' \setminus s)} \text{ Sig}^+ \\
\frac{s \notin E' \quad p \xrightarrow[E * s^-]{E', k} p'}{p \setminus s \xrightarrow[E]{E' \setminus s, k} \delta(k, p' \setminus s)} \text{ Sig}^- \\
\frac{s \in \text{Must}(p, E * s^\perp) \quad p \xrightarrow[E * s^+]{E', k} p'}{p \setminus s \xrightarrow[E]{E' \setminus s, k} \delta(k, p' \setminus s)} \text{ C-Sig}^+ \\
\frac{s \notin \text{Can}^+(p, E * s^\perp) \quad p \xrightarrow[E * s^-]{E', k} p'}{p \setminus s \xrightarrow[E]{E' \setminus s, k} \delta(k, p' \setminus s)} \text{ C-Sig}^-
\end{array}$$

A.2 The State Semantics (LSS and CSS)

For convenience, we lift the program and state notations to terms. For instance, this means that $s ? \bar{p}$, q is either the state $s ? \hat{p}$, q or the statement $s ? p$, q , depending on what \bar{p} is.

To stay in the spirit of the δ function, we define $\delta(k, \bar{p})$ as:

$$\delta(k, \bar{p}) := \begin{cases} \bar{p} & \text{if } k = 1 \quad (\text{and in that case, } \bar{p} \text{ is a state } \hat{p}) \\ p & \text{if } k \neq 1 \end{cases}$$

The start rules The input of start rules are programs and their output are terms. As for the behavioral semantics, this first body of rules is valid for both state semantics.

Notice that unlike, the behavioral semantics, we only need to insert a δ -function for $p \mid q$ because in all other cases, the derivative is already inert (that is, it is an instruction).

$$\begin{array}{c}
 \frac{}{0 \xrightarrow[E]{\emptyset, 0} s 0} \text{ Nothing} \qquad \frac{}{1 \xrightarrow[E]{\emptyset, 1} s \hat{1}} \text{ Pause} \qquad \frac{k \geq 2}{k \xrightarrow[E]{\emptyset, k} s k} \text{ Exit} \\
 \\
 \frac{}{!s \xrightarrow[E]{\{s^+\}, 0} s !s} \text{ Emit} \qquad \frac{p \xrightarrow[E]{E', k} s \bar{p}'}{\text{Suspend}} \\
 \\
 \frac{s^+ \in E}{\text{awimm } s \xrightarrow[E]{\emptyset, 0} s \text{awimm } s} \text{ Awimm}^+ \qquad \frac{s^- \in E}{\text{awimm } s \xrightarrow[E]{\emptyset, 1} s \widehat{\text{awimm } s}} \text{ Awimm}^- \\
 \\
 \frac{s^+ \in E \quad p \xrightarrow[E]{E', k} s \bar{p}'}{s ? p, q \xrightarrow[E]{E', k} s s ? \bar{p}', q} \text{ Then} \qquad \frac{s^- \in E \quad q \xrightarrow[E]{E', k} s \bar{q}'}{s ? p, q \xrightarrow[E]{E', k} s s ? p, \bar{q}'} \text{ Else} \\
 \\
 \frac{k \neq 0 \quad p \xrightarrow[E]{E', k} s \bar{p}'}{p ; q \xrightarrow[E]{E', k} s \bar{p}' ; q} \text{ Seq}_k \qquad \frac{p \xrightarrow[E]{E', 0} s p \quad q \xrightarrow[E]{E', k} s \bar{q}'}{p ; q \xrightarrow[E]{E'_p \cup E'_q, k} s p ; \bar{q}'} \text{ Seq}_0 \\
 \\
 \frac{p \xrightarrow[E]{E', k} s \bar{p}'}{\uparrow p \xrightarrow[E]{E', \uparrow k} s \uparrow \bar{p}'} \text{ Shift} \qquad \frac{k \neq 0 \quad p \xrightarrow[E]{E', k} s \bar{p}'}{p * \xrightarrow[E]{E', k} s \bar{p}' *} \text{ Loop} \\
 \\
 \frac{p \xrightarrow[E]{E', k} s \bar{p}'}{\{p\} \xrightarrow[E]{E', \downarrow k} s \{\bar{p}'\}} \text{ Trap} \qquad \frac{p \xrightarrow[E]{E'_p, k_p} s \bar{p}' \quad q \xrightarrow[E]{E'_q, k_q} s \bar{q}'}{p \mid q \xrightarrow[E]{E'_p \cup E'_q, \max(k_p, k_q)} s \delta(\max(k_p, k_q), \bar{p}' \mid \bar{q}')} \text{ Parallel}
 \end{array}$$

The distinction between LSSs and CSSs only appear in signal rules:

$$\frac{s \in E' \quad p \xrightarrow[E]{E', k} s \bar{p}'}{p \setminus s \xrightarrow[E]{E' \setminus s, k} s \bar{p}' \setminus s} \text{ Sig}^+ \qquad \frac{s \notin E' \quad p \xrightarrow[E]{E', k} s \bar{p}'}{p \setminus s \xrightarrow[E]{E' \setminus s, k} s \bar{p}' \setminus s} \text{ Sig}^-$$

A. THE VARIOUS SEMANTICS

$$\frac{s \in \text{Must}(p, E * s^\perp) \quad p \xrightarrow[E * s^\perp]{E', k} \bar{p}'}{\quad} \text{C-Sig}^+ \quad \frac{s \notin \text{Can}^+(p, E * s^\perp) \quad p \xrightarrow[E * s^\perp]{E', k} \bar{p}'}{\quad} \text{C-Sig}^-$$

$$\frac{\quad}{p \backslash s \xrightarrow[E]{E' \setminus s, k} \bar{p}' \setminus s}$$

The resume rules The input of resume rules are states and their output are terms. As for the behavioral semantics, this first body of rules is valid for both state semantics.

$$\frac{\quad}{\hat{1} \xrightarrow[E]{\emptyset, 0} 1} \text{Pause} \quad \frac{s^+ \in E}{\widehat{\text{awimm}} s \xrightarrow[E]{\emptyset, 0} \text{awimm} s} \text{Awimm}^+$$

$$\frac{\quad}{\widehat{\text{awimm}} s \xrightarrow[E]{\emptyset, 1} \text{awimm} s} \text{Awimm}^-$$

$$\frac{s^+ \in E}{s \supset \hat{p} \xrightarrow[E]{\emptyset, 1} s \supset \hat{p}} \text{Suspend}^+ \quad \frac{s^- \in E \quad \hat{p} \xrightarrow[E]{E', k} \bar{p}'}{s \supset \hat{p} \xrightarrow[E]{E', k} s \supset \bar{p}'} \text{Suspend}^-$$

$$\frac{\hat{p} \xrightarrow[E]{E', k} \bar{p}'}{s ? \hat{p}, q \xrightarrow[E]{E', k} s ? \bar{p}', q} \text{Then} \quad \frac{\hat{q} \xrightarrow[E]{E', k} \bar{q}'}{s ? p, \hat{q} \xrightarrow[E]{E', k} s ? p, \bar{q}'} \text{Else}$$

$$\frac{k \neq 0 \quad \hat{p} \xrightarrow[E]{E', k} \bar{p}'}{\hat{p}; q \xrightarrow[E]{E', k} \bar{p}'; q} \text{Seq}_k \quad \frac{\hat{p} \xrightarrow[E]{E'_p, 0} p \quad q \xrightarrow[E]{E'_q, k} \bar{q}'}{\hat{p}; q \xrightarrow[E]{E'_p \cup E'_q, k} p; \bar{q}'} \text{Seq}_0$$

$$\frac{k \neq 0 \quad \hat{p} \xrightarrow[E]{E', k} \bar{p}'}{\hat{p} * \xrightarrow[E]{E', k} \bar{p}' * } \text{Loop}_k \quad \frac{k \neq 0 \quad \hat{p} \xrightarrow[E]{E', 0} p \quad p \xrightarrow[E]{E', k} \bar{p}'}{\hat{p} * \xrightarrow[E]{E', k} \bar{p}' * } \text{Loop}_0$$

$$\frac{\hat{p} \xrightarrow[E]{E', k} \bar{p}'}{\uparrow \hat{p} \xrightarrow[E]{E', \uparrow k} \uparrow \bar{p}'} \text{Shift} \quad \frac{\hat{p} \xrightarrow[E]{E', k} \bar{p}'}{\{\hat{p}\} \xrightarrow[E]{E', \downarrow k} \{\bar{p}'\}} \text{Trap}$$

$$\frac{\hat{p} \xrightarrow[E]{E'_p, k_p} \bar{p}' \quad \hat{q} \xrightarrow[E]{E'_q, k_q} \bar{q}'}{\hat{p} | \hat{q} \xrightarrow[E]{E'_p \cup E'_q, \max(k_p, k_q)} \delta(\max(k_p, k_q), \bar{p}' | \bar{q}')} \text{Both}$$

$$\frac{\hat{p} \xrightarrow[E]{E'_p, k_p} \bar{p}'}{\hat{p} | q \xrightarrow[E]{E'_p, k_p} \bar{p}' | q} \text{Left} \quad \frac{\hat{q} \xrightarrow[E]{E'_q, k_q} \bar{q}'}{p | \hat{q} \xrightarrow[E]{E'_q, k_q} p | \bar{q}'} \text{Right}$$

The distinction between LSSr and CSSr only appear in signal rules:

$$\begin{array}{c}
\frac{s \in E' \quad \hat{p} \xrightarrow[E*s^+]{E',k} \bar{p}'}{\hat{p} \xrightarrow[E]{E' \setminus s, k} \bar{p}' \setminus s} \text{Sig}^+ \qquad \frac{s \notin E' \quad \hat{p} \xrightarrow[E*s^-]{E',k} \bar{p}'}{\hat{p} \xrightarrow[E]{E' \setminus s, k} \bar{p}' \setminus s} \text{Sig}^- \\
\frac{s \in \text{Must}(\mathcal{E}(p), E * s^\perp) \quad \hat{p} \xrightarrow[E*s^+]{E',k} \bar{p}'}{\hat{p} \xrightarrow[E]{E' \setminus s, k} \bar{p}' \setminus s} \text{C-Sig}^+ \\
\frac{s \notin \text{Can}^+(\mathcal{E}(p), E * s^\perp) \quad \hat{p} \xrightarrow[E*s^-]{E',k} \bar{p}'}{\hat{p} \xrightarrow[E]{E' \setminus s, k} \bar{p}' \setminus s} \text{C-Sig}^-
\end{array}$$

A.3 The Microstate Semantics

Input and output programs are microstates. There is no output set of signals nor return codes as they are undefined for most rules. Nevertheless, we can recover their values from the microstates; provided they contain enough information to deduce it.

Recall of notations We let $\text{in}(p)$, $\text{out}(p)$, $\text{Go}(p)$, $\text{Res}(p)$, and $\text{Susp}(p)$ denote respectively the input color, output color, Go wire, Res wire, and Susp wire of a microstate p . To change the input color of a microstate p into \blacksquare , we write $[\blacksquare]p$. We extend that to single wires: $[\text{Go}^+]p$, $[\text{Res}(q)]p$, $[\text{Susp}^{b_1 \wedge b_2}]p$. Similarly, for output colors, we write $p[\text{out}]$. For signals, we define $E(s)$ to be the value of s in E if $s \in E$ and \perp otherwise.

Colors	Sel	Go	Res	Susp	Intuition
\blacksquare	?	?	?	?	If we do not know anything
\square	-	?	?	?	If we do not know anything more than Sel
\square	-	+	?	?	Starting an inert statement
\square	-	-	?	?	Leaving dead an inert statement
\blacksquare	+	?	?	?	If we do not know anything more than Sel ⁺
\blacksquare	+	?	+	-	Resuming an active statement
\blacksquare	+	?	+	+	Freezing an active statement
\blacksquare	+	?	-	?	Not executing an active statement

$$\blacksquare = \square \vee \blacksquare, \text{ that is, } \text{Go}^+ \vee (\text{Sel}^+ \wedge \text{Res}^+)$$

$$\blacksquare = \square \vee \blacksquare, \text{ that is, } \text{Go}^- \wedge (\text{Sel}^- \vee \text{Res}^-)$$

Rules for nothing, exit n , emit s

$$\begin{array}{c}
\frac{\square 0 \circ_{\{0\}} \xrightarrow[E]{\square} \square 0 \circ_{\emptyset}}{\square n \circ_{\{n+2\}} \xrightarrow[E]{\square} \square n \circ_{\emptyset}} \qquad \frac{\square 0 \circ_{\{0\}} \xrightarrow[E]{\square} \square 0 \bullet_0}{\square n \circ_{\{n+2\}} \xrightarrow[E]{\square} \square n \bullet_{n+2}} \\
\frac{\square !s \circ_{\{0\}} \xrightarrow[E]{\square} \square !s \circ_{\emptyset}}{\square !s \circ_{\{0\}} \xrightarrow[E]{\square} \square !s \bullet_0}
\end{array}$$

Rules for pause The invariant that Sel and Go cannot be true at the same time entails that $Go \blacksquare = +$ actually means \square . We use this version because the circuit is (rightfully) not checking Sel.

$$\frac{Res \blacksquare = - \vee Sel = - \quad 0 \in K}{\blacksquare \text{ pause } \circ_K \xrightarrow{E} \blacksquare \text{ pause } \circ_{K \setminus 0}}$$

$$\frac{Go \blacksquare = - \quad 1 \in K}{\blacksquare \text{ pause } \circ_K \xrightarrow{E} \blacksquare \text{ pause } \circ_{K \setminus 1}}$$

$$\frac{Go \blacksquare = + \quad \circ < \bullet_1}{\blacksquare \text{ pause } \bullet \xrightarrow{E} \blacksquare \text{ pause } \bullet_1}$$

$$\frac{\circ < \bullet_0}{\blacksquare \text{ pause } \bullet \xrightarrow{E} \blacksquare \text{ pause } \bullet_0}$$

Rules for awimm s

$$\frac{\blacksquare = \blacksquare \vee s^- \in E \quad 0 \in K}{\blacksquare \text{ awimm } s \circ_K \xrightarrow{E} \blacksquare \text{ awimm } s \circ_{K \setminus 0}}$$

$$\frac{\blacksquare = \blacksquare \vee s^+ \in E \quad 1 \in K}{\blacksquare \text{ awimm } s \circ_K \xrightarrow{E} \blacksquare \text{ awimm } s \circ_{K \setminus 1}}$$

$$\frac{\blacksquare = \blacksquare \quad s^- \in E \quad \circ < \bullet_1}{\blacksquare \text{ awimm } s \bullet \xrightarrow{E} \blacksquare \text{ awimm } s \bullet_1}$$

$$\frac{\blacksquare = \blacksquare \quad s^+ \in E \quad \circ < \bullet_0}{\blacksquare \text{ awimm } s \bullet \xrightarrow{E} \blacksquare \text{ awimm } s \bullet_0}$$

The next statements have substatements. For readability, we let $in(p)$, $out(p)$, $Go(p)$, $Res(p)$, and $Susp(p)$ denote respectively the input color, output color, Go wire, Res wire, and Susp wire of a microstate p . For a given input color \blacksquare and a microstate p (which already contains input and output colors), we write $\blacksquare p$ to express the fact that the input color of p is replaced by \blacksquare , and similarly for $Go(\blacksquare)p$, $Res(\blacksquare)p$, $Susp(\blacksquare)p$. For signals, we define $E(s)$ to be the value of s in E if $s \in E$ and \perp otherwise.

Rules for $\{p\}$ and $\uparrow p$ The statements $\{p\}$ and $\uparrow p$ only have an effect on the return code of p , thus the input color is simply transmitted.

$$\frac{in(p) < \blacksquare}{\blacksquare \{p\} \bullet \xrightarrow{E} \blacksquare \{[\blacksquare]p\} \bullet}$$

$$\frac{p \xrightarrow{E} p'}{\blacksquare \{p\} \bullet \xrightarrow{E} \blacksquare \{p'\} \bullet}$$

$$\frac{\circ < \downarrow out(p)}{\blacksquare \{p\} \bullet \xrightarrow{E} \blacksquare \{p\} \downarrow out(p)}$$

$$\frac{in(p) < \blacksquare}{\blacksquare (\uparrow p) \bullet \xrightarrow{E} \blacksquare (\uparrow [\blacksquare]p) \bullet}$$

$$\frac{p \xrightarrow{E} p'}{\blacksquare (\uparrow p) \bullet \xrightarrow{E} \blacksquare (\uparrow p') \bullet}$$

$$\frac{\circ < \uparrow out(p)}{\blacksquare (\uparrow p) \bullet \xrightarrow{E} \blacksquare (\uparrow p) \uparrow out(p)}$$

Rules for suspend p when s

Start rules

$$\frac{Go(p) < Go(\blacksquare)}{\blacksquare s \supset p \bullet \xrightarrow{E} \blacksquare s \supset ([Go(\blacksquare)]p) \bullet}$$

$$\frac{\overbrace{Res(p) < Res(\blacksquare) \wedge Sel(p) \wedge \neg E(s)}^{res}}{\blacksquare (s \supset p) \bullet \xrightarrow{E} \blacksquare s \supset ([Res^{res}]p) \bullet}$$

$$\frac{\overbrace{Susp(p) < Susp(\blacksquare) \vee (Res(\blacksquare) \wedge Sel(p) \wedge E(s))}^{susp}}{\blacksquare (s \supset p) \bullet \xrightarrow{E} \blacksquare s \supset ([Susp^{susp}]p) \bullet}$$

Context rule

$$\frac{p \xrightarrow{E} p'}{\boxed{\square}(s \supset p) \bullet \xrightarrow{E} \boxed{\square}(s \supset p') \bullet}$$

End rules We first define an auxiliary function $\text{SuspNow}(bo, \bullet)$ to compute the return code:

```
SuspNow bo out :=
match bo with
| - => out
| + => if out =  $\circ_{\emptyset}$  then  $\bullet_1$ 
      else if out =  $\bullet_k$  then  $\bullet_{\max(1,k)}$ 
      else  $\circ_{1 \cup k \setminus 0}$ 
|  $\perp$  => if out =  $\bullet_0$  then  $\circ_{\{0,1\}}$ 
        else  $\circ_{\{1\}} \cup$  out
```

Essentially, if bo is $+$, it replaces 0 with 1 and preserves higher return codes (with weak suspend, the microstate would still run and may raise a trap). If bo is $-$, it is transparent. Finally, if bo is \perp , it adds the possibility of returning 1 to the existing return codes.

$$\frac{\bullet < \text{SuspNow}(\perp, \text{out}(p))}{\boxed{\square}(s \supset p) \bullet \xrightarrow{E} \boxed{\square}(s \supset p) \text{SuspNow}(\perp, \text{out}(p))}$$

$$\frac{\bullet < \text{SuspNow}(\overbrace{\text{Susp}(\boxed{\square}) \vee (\text{Res}(\boxed{\square}) \wedge \text{Sel}(p) \wedge E(s))}^{\text{susp}}, \text{out}(p))}{\boxed{\square}(s \supset p) \bullet \xrightarrow{E} \boxed{\square}(s \supset p) \text{SuspNow}(\text{susp}, \text{out}(p))}$$

The first rule may seem useless as it is a particular case of the second one when $\text{susp} = \perp$. Nevertheless, it is required for simplicity: if we do not have it, we cannot ignore the value of s in E , so that compatibility with ordering on events is lost. (\bullet) More importantly, the context rule for $p \setminus s$ becomes false. With this first rule, it is always possible to ignore the value of s and consider it to be \perp .

Rules for $s ? p, q$

Start rules The test on s is performed only when the statement is started, that is, for the Go wire. Other input colors are simply forwarded.

$$\frac{Go(p) < Go(\boxed{\square}) \wedge E(s)}{\boxed{\square}(s ? p, q) \bullet \xrightarrow{E} \boxed{\square}(s ? [Go^{Go(\boxed{\square}) \wedge E(s)}]p, q) \bullet}$$

$$\frac{Go(q) < Go(\boxed{\square}) \wedge \neg E(s)}{\boxed{\square}(s ? p, q) \bullet \xrightarrow{E} \boxed{\square}(s ? [Go^{Go(\boxed{\square}) \wedge \neg E(s)}]p, q) \bullet}$$

$$\frac{Res(p) < Res(\boxed{\square})}{\boxed{\square}(s ? p, q) \bullet \xrightarrow{E} \boxed{\square}(s ? [Res(\boxed{\square})]p, q) \bullet}$$

$$\frac{Res(q) < Res(\boxed{\square})}{\boxed{\square}(s ? p, q) \bullet \xrightarrow{E} \boxed{\square}(s ? p, [Res(\boxed{\square})]q) \bullet}$$

$$\frac{Susp(p) < Susp(\boxed{\square})}{\boxed{\square}(s ? p, q) \bullet \xrightarrow{E} \boxed{\square}(s ? [Susp(\boxed{\square})]p, q) \bullet}$$

$$\frac{Susp(q) < Susp(\boxed{\square})}{\boxed{\square}(s ? p, q) \bullet \xrightarrow{E} \boxed{\square}(s ? p, [Susp(\boxed{\square})]q) \bullet}$$

Context and end rules

$$\frac{p \xrightarrow{E} p'}{\boxed{\square}(s ? p, q) \circ \xrightarrow{E} \boxed{\square}(s ? p', q) \circ} \quad \frac{q \xrightarrow{E} q'}{\boxed{\square}(s ? p, q) \circ \xrightarrow{E} \boxed{\square}(s ? p, q') \circ}$$

$$\frac{\circ < \text{out}(p) \cup \text{out}(q)}{\boxed{\square}(s ? p, q) \circ \xrightarrow{E} \boxed{\square}(s ? p, q)(\text{out}(p) \cup \text{out}(q))}$$

Rules for $p ; q$

Start rules Res and Susp wires are forwarded to both p and q . Go is transmitted only to p . q is started depending on the return code of p .

$$\frac{in(p) < \boxed{\square}}{\boxed{\square}(p ; q) \circ \xrightarrow{E} \boxed{\square}(\boxed{\square}(p) ; q) \circ}$$

$$\frac{Res(q) < Res(\boxed{\square})}{\boxed{\square}(p ; q) \circ \xrightarrow{E} \boxed{\square}(p ; [Res(\boxed{\square})]q) \circ} \quad \frac{Susp(q) < Susp(\boxed{\square})}{\boxed{\square}(p ; q) \circ \xrightarrow{E} \boxed{\square}(p ; [Susp(\boxed{\square})]q) \circ}$$

$$\frac{\text{out}(p) = \bullet_0 \quad Go(q) = \perp}{\boxed{\square}(p ; q) \circ \xrightarrow{E} \boxed{\square}(p ; [Go^+]q) \circ} \quad \frac{\text{out}(p) \not\leq \bullet_0 \quad Go(q) = \perp}{\boxed{\square}(p ; q) \circ \xrightarrow{E} \boxed{\square}(p ; [Go^-]q) \circ}$$

Context and end rules For the end rule, we remove 0 from the possible return codes of p , written $\text{out}(p) \setminus 0$, before taking the union with the ones from q . More precisely, if $\text{out}(p)$ is \circ_K , we return $\circ_{K \setminus 0}$, if $\text{out}(p)$ is \bullet_1 , we return \circ_\emptyset , and if $\text{out}(p)$ is \bullet_k with $k \neq 0$, we return it unchanged.

$$\frac{p \xrightarrow{E} p'}{\boxed{\square}(p ; q) \circ \xrightarrow{E} \boxed{\square}(p' ; q) \circ} \quad \frac{q \xrightarrow{E} q'}{\boxed{\square}(p ; q) \circ \xrightarrow{E} \boxed{\square}(p ; q') \circ}$$

$$\frac{\circ < (\text{out}(p) \setminus 0) \cup \text{out}(q)}{\boxed{\square}(s ? p, q) \circ \xrightarrow{E} \boxed{\square}(s ? p, q)(\text{out}(p) \setminus 0) \cup \text{out}(q)}$$

Rules for $p \mid q$ The synchronizer is performing a max of the return codes of p and q , except when ones of them is \circ_\emptyset , in which case it returns the other. This corresponds to the case when one branch is dead and the other one is alive.

$$\frac{in(p) < \boxed{\square}}{\boxed{\square}(p \mid q) \circ \xrightarrow{E} \boxed{\square}(\boxed{\square}(p) \mid q) \circ} \quad \frac{in(q) < \boxed{\square}}{\boxed{\square}(p \mid q) \circ \xrightarrow{E} \boxed{\square}(p \mid \boxed{\square}(q)) \circ}$$

$$\frac{p \xrightarrow{E} p'}{\boxed{\square}(p \mid q) \circ \xrightarrow{E} \boxed{\square}(p' \mid q) \circ} \quad \frac{q \xrightarrow{E} q'}{\boxed{\square}(p \mid q) \circ \xrightarrow{E} \boxed{\square}(p \mid q') \circ}$$

$$\frac{\circ < \text{synchronizer}_{Sel(p), Sel(q)}(\text{out}(p), \text{out}(q))}{\boxed{\square}(p \mid q) \circ \xrightarrow{E} \boxed{\square}(p \mid q) \text{ synch}}$$

Rules for signal s in p end For the context rule, we first check the emitters of s inside p to deduce the status of s using the `to_event` function. In the circuit, this only amounts to wire propagation and a big OR gate to combine all emitters into the signal status.

$$\begin{array}{c}
 \frac{\text{in}(p) < \blacksquare}{\blacksquare p \setminus s \bullet \xrightarrow{E} (\blacksquare \blacksquare p) \setminus s \bullet} \\
 \\
 \frac{b := (\text{to_event}(p, s^\perp * E))(s) \quad p \xrightarrow{s^b * E} p'}{\blacksquare(p \setminus s) \bullet \xrightarrow{E} \blacksquare(p' \setminus s) \bullet} \\
 \\
 \frac{\bullet < \text{out}(p)}{\blacksquare(p \setminus s) \bullet \xrightarrow{E} \blacksquare(p \setminus s) \text{out}(p)}
 \end{array}$$