

# Elastic deep learning in multi-tenant GPU cluster

Yidi WU, Kaihao MA, Xiao YAN, Zhi LIU, James CHENG

{ydwu, khma, xyan, zliu, jcheng}@cse.cuhk.edu.hk  
the Chinese University of Hong Kong  
Hong Kong

## Abstract

Multi-tenant GPU clusters are common nowadays due to the huge success of deep learning and training jobs are usually conducted with multiple distributed GPUs. These GPU clusters are managed with various goals including short JCT, high resource utilization and quick response to small jobs.

In this paper, we show that elasticity, which is the ability to adjust the parallelism (number of GPUs) of a job with low overhead, helps to achieve the goals of GPU cluster management. With elasticity, we can adjust the trade-off between throughput and efficiency, adapt to the cluster load variations, utilize transient idle resource and etc. Motivated by the benefits of elasticity, we designed Amoeba, which requires minimum change to user code and provides a simple API for the scheduler to control the parallelism of jobs. Amoeba is general in that it delegates single machine execution to existing deep learning frameworks and uses light-weight control layer for coordination and management. As it is crucial to reduce the overhead of parallelism adjustment, Amoeba adopts key designs including automatic job management, background scaling and dynamic data pipeline.

Experimental results show that Amoeba introduces negligible overhead to normal training without parallelism adjustment and pays significantly lower cost (around 95%) for scaling comparing with naive stop-resume. Moreover, we also show that state-of-the-art GPU cluster scheduler can leverage elasticity with simple modifications and reduce the average JCT by as much as 29% over the case without elasticity.

**Keywords** deep learning, distributed training, cluster management, cluster scheduling

## ACM Reference format:

Yidi WU, Kaihao MA, Xiao YAN, Zhi LIU, James CHENG. 2016. Elastic deep learning in multi-tenant GPU cluster. In *Proceedings of ACM Conference, Washington, DC, USA, July 2017 (Conference'17)*, 10 pages.  
DOI: 10.1145/nnnnnnn.nnnnnnn

## 1 Introduction

Due to the huge success of deep learning in various fields including computer vision, natural language processing, recommendation system and bio-informatics, many organizations have built large GPU clusters for computation-intensive deep neural network

(DNN) training jobs. A GPU cluster typically serves multiple concurrent users and each user submits training jobs written on popular deep learning frameworks such as Tensorflow [1], Pytorch [7] or MXNet [2] and the resource requirements (e.g., the number of GPUs) to the cluster. These multi-tenant GPU clusters are usually managed by classical cluster manager (e.g., YARN [9] and Mesos [4]) or schedulers tailored for DNN training (e.g., Optimus, Gandiva and Tiresias) with a number of goals including *high resource utilization, high efficiency, short job completion time (JCT) and good responsiveness for small jobs*<sup>1</sup>.

We conducted extensive experiments with existing deep learning system and analyzed in detail the trace data from Microsoft's production GPU cluster and made three key observations (Section 3). First, DNN training jobs are inherently elastic in that they can run with a wide range of different parallelism (i.e., number of GPUs). Moreover, parallelism controls the trade-off between efficiency and throughput, with large parallelism usually leading to high throughput but low efficiency. Second, there are a large amount of transient idle resource in the cluster and 75.8% of the GPU idle time slots are shorter than 60 minutes. Third, cluster load and job size exhibit large variations. The cluster is almost fully loaded for some hours in a typical day but is largely idle at other time. The smallest job takes 1.0 GPU\*seconds<sup>2</sup> while the largest job takes 99139040 GPU\*seconds.

Considering the aforementioned goals of multi-tenant GPU cluster management and observations from production trace data, we found that *elasticity, the ability to adjust the parallelism of DNN training job with low overhead*, is beneficial in many aspects. First, the jobs can scale out (i.e., increase parallelism) quickly to utilize the possibly transient idle resource that can be as short as 2 to 3 minutes, which improves resource utilization and reduces JCT. Second, job parallelism can be adjusted to adapt to cluster load variations and trade-off between throughput and efficiency. When cluster load is high, we can improve job efficiency by reducing the parallelism while parallelism can be increased for high resource utilization and throughput when the cluster is idle. Third, large jobs can scale in (i.e., reduce parallelism) to make room for small jobs, which prevents head-of-line blocking and improves responsiveness for small jobs. Some existing works already try to exploit the benefits of elasticity but they adjust parallelism using *stop-resume*, which first stops a job and then restarts it with the desired parallelism. However, the high overhead of stop-resume (typically stopping the job for half to 1 minute) limits the frequency of parallelism adjustment and the application scenarios of elasticity. We also found that utilizing the transient idle resource via stop-resume could result in even worse performance than no elasticity due to the high overhead.

Permission to make digital or hard copies of all or part of this work for personal or classroom use is granted without fee provided that copies are not made or distributed for profit or commercial advantage and that copies bear this notice and the full citation on the first page. Copyrights for components of this work owned by others than ACM must be honored. Abstracting with credit is permitted. To copy otherwise, or republish, to post on servers or to redistribute to lists, requires prior specific permission and/or a fee. Request permissions from permissions@acm.org.

Conference'17, Washington, DC, USA

© 2016 ACM. 978-x-xxxx-xxxx-x/YY/MM...\$15.00

DOI: 10.1145/nnnnnnn.nnnnnnn

<sup>1</sup>Small jobs need quick response as they are usually trials, e.g., for program correctness check or parameter configuration search.

<sup>2</sup>We define job size as parallelism×running time.

To fully harness the benefits of elasticity, we propose Amoeba, which supports flexible and low-overhead parallelism adjustment. Similar to Horovod, Amoeba delegates single machine execution to popular deep learning frameworks such as Tensorflow and MXNet, and simply adds a lightweight management layer for inter-machine coordination and parallelism control. This results in good usability and generality as a user only needs to add a few lines to support elasticity and Amoeba is compatible with different deep learning frameworks. Amoeba provides a set of simple API including *scale in()* and *scale out()* for the scheduler, which can flexibly instruct any worker to join/leave a DNN training jobs with low overhead (typically within 1s).

To support low overhead elasticity, Amoeba adopts three key designs, i.e., *automatic job management*, *efficient scaling* and *dynamic data pipeline*. In Amoeba, the workers of a job are loosely connected using RPC and a leader is selected among them to coordinate training and manage parallelism. A leader discovery mechanism is introduced such that the workers can quickly select new leader if the leader fails or is instructed to leave the job. During scaling out, the newly added GPUs spends a large amount of time for execution context preparation. To hide this overhead, Amoeba uses *background scaling*, which allows the existing GPUs to continue training while the new GPUs conducts preparation. For scaling in, Amoeba removes workers at the end of a min-batch such that no training progress is lost. To ensure the correctness and efficiency of data loading under scaling, Amoeba dynamically assign data blocks to the workers in an on-demand fashion. Amoeba also runs a producer-consumer data pipeline and uses a ping-pong buffer to pre-fetch data and avoid wasting GPU time waiting for data. In addition to these designs, Amoeba also considers insufficient GPU memory and straggler by batch accumulation and straggler removal.

Experiments on imagenet shows that our system demonstrate comparable performance with state-of-the-art system Horovod and outperforms vanilla Tensorflow by a large margin. Our system can leverage transient GPUs that last for as short as 2 minutes and have training throughput that is within 97% optimal, which is achieved by assuming no overhead of changing parallelism. We modify Tiresias, a state-of-the-art DL scheduler, to be elasticity aware. Cluster-wise experiments and simulations on real production trace show that our system can help Tiresias to further shorten JCT by 29% on average.

We make three key contributions in this paper.

- We identified the various benefits of elasticity for multi-tenant GPU cluster by profiling production trace data and in-depth analysis.
- We proposed Amoeba, a general and flexible framework that supports elasticity with low overhead, and introduced novel designs such as background scaling and dynamic data pipeline.
- We conducted extensive experiments to validate the effectiveness of Amoeba and the benefits of elasticity.

## 2 Background

DNN models are usually trained by going over the dataset many times (also called epochs), and in each epoch the dataset is randomly shuffled and partitioned into a number of mini-batches. For each min-batch, the model is updated using stochastic gradient descent (SGD, or its variants such as Adam and AdaGrad) with  $w^{(t+1)} = w^{(t)} - \frac{\eta_t}{|\mathcal{B}_t|} \sum_{i \in \mathcal{B}_t} \nabla f(x_i, w^{(t)})$ , in which  $w^{(t)}$  is the model in the

$t^{\text{th}}$  iteration and  $\mathcal{B}_t$  contains the training samples for the min-batch. As calculating the gradient  $\nabla f(x_i, w^{(t)})$  usually involves computation-intensive kernels such as matrix multiplication, DNN training is usually conducted on GPUs specialized for algorithmic computation.

Due to the large cardinality of the dataset and the growing size of the model, training usually can not finish in a reasonable time on a single GPU, which calls for distributed training with multiple GPUs. Among the various distributed training schemes, *synchronous data-parallel* is the most popular, which partitions the dataset evenly onto the GPUs and each GPU (also called worker) calculates gradient for some training samples in the mini-batch. When all workers finish computation, the local gradients on the workers are aggregated to update the model before the next min-batch starts.

There are two popular schemes to coordinate model updates from the workers, i.e., *parameter server* and *ring all-reduce*. Parameter server partitions and manages the model on a group of logically separate servers and provides a key-value interface for the workers. Each worker pushes its local gradient to the servers once computation for a min-batch finishes and the servers update the model when the local gradients from all workers are received. At the start of the next min-batch, the workers pull the latest model from the servers for computation. In ring all-reduce, the workers form a ring communication topology and one worker serves as the leader that coordinates communication. When all workers finish computation, each worker sends, receives and aggregates  $1/N$  (assuming there are  $N$  workers) of the local gradient to the adjacent worker in a round-robin fashion in each step. After  $N - 1$  steps, each worker has  $1/N$  of the model that aggregates the updates from all workers. In the next  $N - 1$  step, each worker broadcasts its aggregated part to all workers and the model on all workers will be updated. Due to its simplicity and high network efficiency, ring all-reduce is included in many deep learning frameworks such as Tensorflow, Pytorch, Mxnet and Horovod.

## 3 Motivation

In this section, we motivate the benefits of elasticity for multi-tenant GPU cluster by analyzing the trace data from Microsoft's production GPU cluster. Our analysis shows new insights that are not covered by the trace analysis published recently by Jeon etc. The cluster consists of 550 machines each equipped with 8 GPUs and the trace data was collected over a period of two months.

### 3.1 Efficiency and Throughput Trade-off

For a job running with a parallelism of  $p$ , we define its throughput  $t(p)$  as the average number of training samples processed per second (sample/s), and efficiency as  $\frac{p^* t(p)}{p t(p^*)}$ , in which  $p^*$  is the parallelism under which the per-GPU throughput  $t(p)/p$  is maximized. We plot the throughput and efficiency of training VGG19 and ResNet-50 under different batch size ( $b$ ) and parallelism in Figure 1. The results show that when the batch size is small, throughput increases with parallelism but the return diminishes while efficiency decreases with parallelism. The trend that throughput increases but efficiency decreases with parallelism holds for most jobs and can be explained by the fact that distributed training needs to pay more communication under high parallelism. When the batch size is large (e.g.,  $b=384$ ), both models achieve the best efficiency with 4GPUs. Detailed profiling shows that this is because the batch size is large

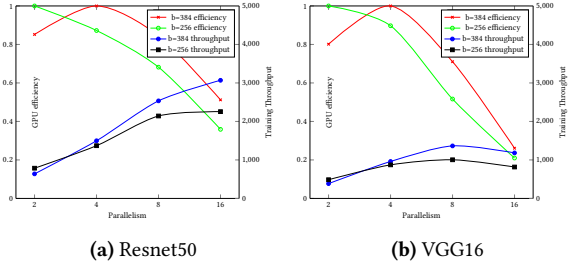


Figure 1. Throughput and efficiency vs. parallelism

and the intermediate result (activations of the layers) cannot to fit in GPU memory under small parallelism, which incurs costly swap between GPU memory and main memory. For VGG, throughput drops when parallelism exceeds 8, which can be explained by the large communication cost.

Two observations can be made from the above results. Firstly, DNN training jobs are inherently elastic and can run with a wide range of different parallelisms. Although user usually specifies a parallelism when submitting a job, the scheduler does not have to run the job with exactly this parallelism, in contrast, different parallelisms can be assigned for a job according to various factors such as cluster load and job priority. Second, different trade-offs between efficiency and throughput can be achieved by adjusting parallelism. For example, we can run a low priority job with a parallelism that achieves high efficiency while high priority job can run with large parallelism for high throughput. In addition, the parallelism of a job can be adjusted dynamically once its priority changes. The two observations show that the scheduler can benefit from proactively adjusting the parallelism of DNN training jobs, which call for elasticity.

### 3.2 Transient Idle Resource

We plot the frequency distribution of the *GPU idle interval* in Figure 2a, which is defined as the time elapsed between the finish of the previous job and the start of the next job on one GPU. The results show that the idle interval follows a power law distribution and most of the idle intervals are very short. Specifically, 39.62% of the idle intervals are less than 4 minutes, which takes up 41.5% of the idle resource (defined as area under the frequency distribution of the idle interval) during peak hours (when more than 90% of the GPUs in cluster are occupied).

To utilize these idle resources, elasticity can be used to scale out a job once some GPUs are idle and scale in the job if other jobs need to use these GPUs. However, elasticity based on stop-resume incurs a high overhead, which makes it difficult to utilize the transient idle resources. We report the time it takes for stop-resume to scale the parallelism of a job (training ResNet-50) that originally runs on 1 GPU to the targeted parallelism in Figure 2b, which shows that the overhead is 10s of seconds and similar to the results reported in [3, 10]. The high overhead of stop-resume can even make training less efficient if one tries to utilize transient idle resource. Consider a job running on 4 GPUs and another 2 GPUs are idle for 2 minutes, and stop-resume needs 30s to adjust the parallelism. To use the 2 idle GPUs, stop-resume first takes 30s to adjust the parallelism to 6, then trains for 1 minute and finally takes another 30s to adjust the parallelism back to 4, which means the effective training time

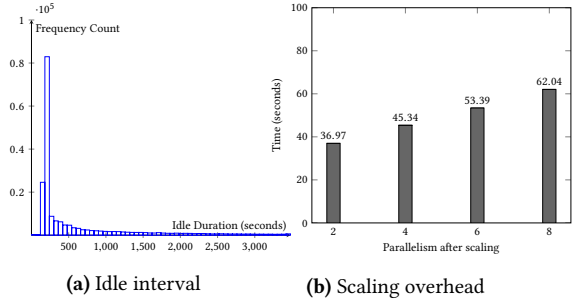


Figure 2. Idle interval distribution and scaling overhead

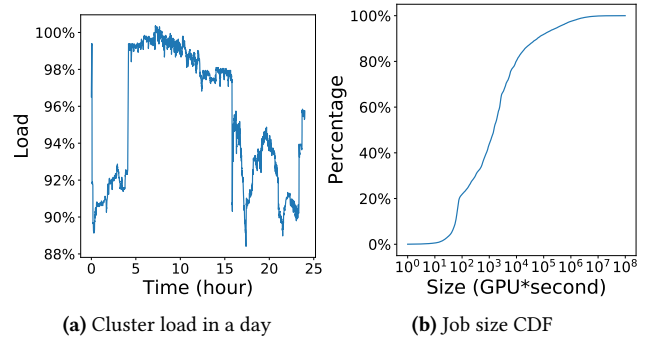


Figure 3. Cluster load and job size variation

is only 360 GPU\*s<sup>3</sup>. In contrast, the effective training time is 480 GPU\*s if we do not try to use the 2 idle GPUs and parallelism is not adjusted at all. To use the transient idle resource effectively, we need a parallelism adjustment procedure that incurs significantly lower overhead than stop-resume.

### 3.3 Large Variations in Cluster Load and Job Size

We plot the load change of the cluster over a typical day in Figure 3a, which shows that there exists large fluctuations in load over time. There are some hours (from 5 to 15 in the figure) in which the cluster is fully loaded and we found that there are a large number of pending jobs in this period of time. At other time, the load is low and the pending queue is almost empty. We also plot the cumulative distribution function (CDF) of the job size in Figure 3b and we define the size of a job as parallelism  $\times$  running time. The results show that there is a large variation in job size, with 89.39% jobs using less than 50000 GPU\*s and the largest job taking 99139040 GPU\*s. It is reported in [3, 5] that the small jobs are usually used for checking program correctness, parameter search or network architecture search, for which quick response is very important. In contrast, quick response is not as critical for the large jobs as they usually train a model to convergence and are expected to run for a long time.

Elasticity is very useful in adapting to variations in cluster load and job size. When the load is high, we can adjust the parallelism of the jobs so that they achieve high efficiency, which means using scarce GPU resource efficiently. Moreover, we can also reduce the

<sup>3</sup>Following Tiresias, we measure the resource a job receives using parallelism $\times$ running time.

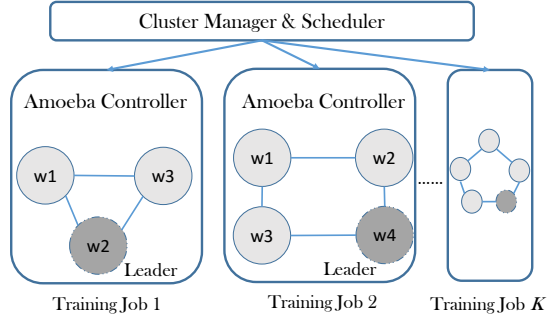


Figure 4. System architecture

parallelism of large jobs to make room for small jobs, which prevents head-of-line blocking and improves responsiveness. When the load is now, the parallelism of the jobs can be increased to achieve high throughput and fully utilize the cluster. The other direction of thinking is that by considering the resource-convergence property of deep learning models, we can give more resource to those that are close to finish so as to shorten job completion time. Optimus [8] exploits this idea by adjusting the number of servers and workers with stop-resume. Due to the overhead of stop-resume, it conducts adjustment infrequently (typically every 10 minutes). If the overhead of elasticity becomes significantly lower, we can adjust parallelism more often such that cluster load and job situations can be adapted in a more timely fashion.

#### 4 Architecture and API

In Section 3, we have shown that elasticity could greatly benefit multi-tenant GPU cluster management and it is crucial reduce the overhead of elasticity. To support efficient elasticity, we designed Amoeba, a parallelism management functionality that handles the parallelism for a single job. Figure 4 shows how Amoeba interacts with other system components and the cluster scheduler can invoke Amoeba via the API in Table 1.

In Amoeba, each training job is conducted by a group worker processes and the number of involved workers is called the parallelism of the job (denote as  $p$ ). Each worker is attached with one GPU and computes gradient on some training samples to conduct min-batch SGD collectively. To achieve generality across different deep learning frameworks (e.g., MXNet, Pytorch and Tensorflow), Amoeba delegates single machine execution to these frameworks and runs a lightweight demon on each worker. One of the demons is chosen as the leader of the job (marked in dark in Figure 4), which is responsible for managing the job and coordinating parallelism adjustment. The demons are loosely connected with the leader using RPC for coordination while scheduler communicates with the leader to issue commands. The Amoeba demon does not alter the single machine execution details (e.g., execution order of the operators) of the underlying deep learning framework, which results in good usability and users only need to add several lines to their code to use Amoeba.

Amoeba uses synchronous SGD for training and ring all-reduce for communication among the workers. The leader manages the ring-shaped communication topology among the workers and assigns training samples to each worker for use in computation. As

Table 1. Key API of Amoeba

API	Description
<code>scaleIn(job_handle, rmv_GPU_info)</code>	Remove GPUs from a job
<code>scaleOut(job_handle, add_GPU_info)</code>	Add GPUs to a job
<code>profile(job_handle, int min, int max)</code>	Profile a job
<code>checkpoint(job_handle, checkpoint_path)</code>	Checkpoint a job
<code>elastic_shard_generator()</code>	Generate next shards' info
<code>notify_end_of_minibatch()</code>	Check the need of scaling

communication can only start after all computation finishes in synchronous SGD, we need a general mechanism to track progress across different deep learning frameworks. (*Discuss the differences among TF and Pytorch, the main technical part is how we get the gradient and progress of the workers*). For this purpose, we ingest an all-reduce operator before gradient update. The operator is asynchronous and does two things. First, it sends a ready message containing a unique identifier of a gradient segment to the leader, so that the leader can determine whether all workers have finished computation on this gradient segment, which is necessary for the all-reduce operation for this gradient segment to start. Second, it registers a callback that will be triggered only when all-reduce operation finishes. Only when all callbacks return successfully, the main thread starts the next mini-batch, which ensures the entire model is updated. Otherwise an exception is thrown.

Amoeba supports the API listed in Table 1 and the scheduler (or the cluster manager) can call Amoeba to manage the parallelism of a job. There are two core functions, `scaleIn()` reduces the parallelism of job by removing some GPUs from training while `scaleOut()` increases the parallelism of job by adding some GPUs to training. Note that `scaleIn()` may remove the leader process from a job, in this case, a new leader will be elected as will be discussed in Section 5. As the throughput and efficiency of a job under different parallelism is difficult to model analytically, `profile()` measures the performance over a range of parallelism, which can be used to collect information for scheduling. `checkpoint()` writes a consistent version of the model and the job meta-data to persistent storage. If a user does not want the scheduler to adjust the parallelism of his job, he can explicitly declare its job as inelastic by disabling profiling during submission time.

#### 5 Key Designs

**Design goals and challenges** Amoeba has three main design goals, *flexibility*, *efficiency* and *correctness*. Flexibility means Amoeba should allow any process, either worker or leader, to leave or join a training job at any time, which enables the scheduler to adjust parallelism without restriction. Efficiency means Amoeba should introduce negligible overhead to normal training when there is no parallelism adjustment and significantly reduces the parallelism adjustment overhead compared to stop-resume. Correctness means job execution with scaling should be equivalent to execution without scaling from an algorithmic point of view, such that a user does not need to consider elasticity in algorithm design. Specifically, Amoeba should ensure training goes over the dataset once without repetition and omission in each epoch.

To achieve these goals, Amoeba adopts three key designs, *automatic job management*, *efficient parallelism adjustment* and *dynamic data pipeline*. As the leader plays a key role in job management but may leave the job due to scaling or failure, Amoeba runs a leader



**Algorithm 1** Leader election

---

```

1: Input: unique job identifier job_id, local address local_addr,
   dist_kv a distributed kv store that supports distributed trans-
   action, refresh_interval how long the leader key lasts before
   expire
2: Set kv[job_id] = "empty", done = False, leader_addr = ""
3: while not done do
4:   # line 5 - 12 is implemented as a distributed compare-and-
   swap transaction
5:   if dist_kv[job_id] is "empty" then
6:     dist_kv[job_id] = local_addr
7:     leader_addr = local_addr
8:     is_leader = True
9:     dist_kv.lease(job_id, refresh_interval)
10:  else
11:    leader_addr = dist_kv[job_id]
12:    is_leader = False
13:  if is_leader then
14:    Keep refreshing the leader lease to indicating its aliveness
15:  else
16:    Watching the validness of the lease. If lease is expired,
    continue next iteration

```

---

discovery procedure continually, which ensures that there is always a leader to manage a job (Section 5.1). Detailed profiling finds that a dominant portion of the scaling time is spent on execution context preparation. To reduce this overhead, Amoeba conducts execution context preparation in the background without stopping normal training (Section 5.2). The usual data assignment method, which partitions the dataset among the workers before training starts, is not compatible with elasticity as processes may join or leave a job. As a replacement, Amoeba partitions the training dataset into blocks and assigns the blocks to the workers dynamically in an on demand fashion (Section 5.3).

### 5.1 Automatic job management

When launched, each process first performs the leader election procedure in Algorithm 1, which is implemented as a compare\_and\_swap transaction. The process elected as the leader constructs an RPC server accepting connection requests from the workers and creates a key-value pair in external coordination service such as etcd, with the key being the name of the job and the value being the host name and port number of the RPC server. This key-value pair is configured to expire automatically if the leader fails to refresh a lease for it and thus is used to monitor the liveness of the leader. New leader can be elected once the old leader leaves or fails. To build connection with the leader, the worker processes look up the host name and port number of the leader using the job name as key. We replace the heartbeat message of the workers with meta-data of the ready gradients such that the leader can monitor the progress of the workers for communication coordination.

New workers who would like to join one running job look up for the leader's address using the job name as key, and then send registration message to the leader. Leave or failure of worker is detected and handled by the leader process. We discuss how the leader handles scaling in Section 5.2. There are two cases that the leader leaves a job. If the leader is instructed by the scheduler to leave, it waits until a min-batch finishes (typically within a

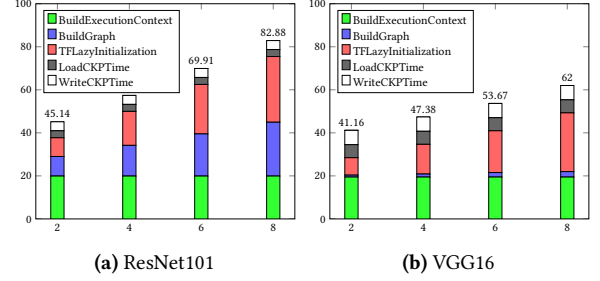


Figure 5. Scaling overhead decomposition for Tensorflow

few seconds), selects one of the workers as the new leader and forwards the job meta-data (e.g., training progress and data reading progress) to the new leader such that the new leader can take over job management. If the leader fails, the workers select a new leader and the job restarts from the latest checkpoint. According to our measurement, 256 workers can learn leader's address within 7 ms on average and 33 ms at maximum in our cluster.

### 5.2 Efficient parallelism adjustment

**Scale out** Adding new workers to a running job takes three steps, i.e., *execution context preparation*, *communication topology construction* and *model preparation*. Execution context preparation involves loading dynamic libraries, warming up CUDA devices, preparing data, allocating space on both GPU and main memory and etc. Declarative deep learning frameworks such as Tensorflow also need to build and optimize the computational graph. For communication, new workers need to connect to the leader for coordination and all workers need to form a new ring topology for model synchronization. The new workers also need to acquire the most up-to-date model before joining training. We provide a breakdown of the cost for scaling out among the three steps in Figure 5. The results show that execution context preparation dominates the scaling cost, taking up over 95% of the time, and this observation is consistent for all models we experimented.

Motivated by this observation, we propose *background scaling* and the key insight is that training on existing workers does not need to be stopped when the new workers conduct execution context preparation. Each new worker launches two separate threads, a main thread and a background thread. The main thread conducts execution context preparation while the background thread conducts leader discovery as introduced in Section 5.1 and sends registration request to the leader. After receiving registration requests from the new workers, the leader constructs a new communication topology involving the new workers and broadcasts it to all workers. Note that the original communication topology is not destructed, and thus existing workers can continue training without being affected. The background thread joins with the main thread when execution context preparation finishes and the new communication topology is ready. A ready message is sent to the leader indicating the new worker is ready to join training and the new worker will be blocked until receiving an OK message from the leader.

Once the ready messages from all new workers have been received, the leader broadcasts to all workers an OK message and a future time-stamp after which all processes should switch to the new communication topology. Existing workers check at the beginning of every min-batch, switch to the new communication

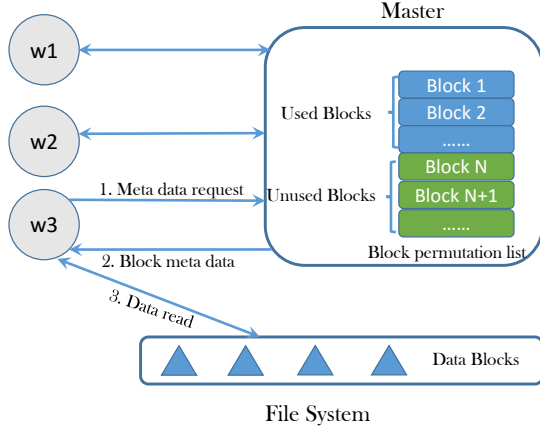


Figure 6. Illustration of dynamic data pipeline

topology if the local time-stamp reaches the time-stamp specified by the leader and broadcast their local model to the new workers. When the new workers synchronize the latest model, scaling completes and training continues with the new parallelism. The time-stamp is implemented as min-batch count and we set the future time-stamp as  $t_{cur} + k$  where  $t_{cur}$  is the current min-batch count of the leader. A small  $k$  is used to tolerate fluctuations in network latency and we found that setting  $k = 2$  suffices for most cases. Scaling operations are committed sequentially in that if some other workers (not present in the current scaling command) send scaling requests to the leader, the leader will send them a retry message telling them to retry later.

Background scaling significantly reduces the time overhead for existing workers as they only need to stop and wait for model preparation, which can be finished within 1 second for most models. Comparing with stop-resume, execution context preparation for new workers is hidden behind normal execution. We will show that efficient scaling makes it possible to use transient idle resource in Section 6.

**Scale in** There are two cases that a process may leave a job, i.e., instructed by the scheduler or under failure. When some workers fail, the model on the live workers can be inconsistent because some of the parameters may have been updated by ring all-reduce while other parameters have not. Therefore, the job needs to restart from the latest checkpoint and some training progress will be lost.

For scale in instructed by the scheduler, we consider graceful preemption, which means the scheduler gives the worker a short time allowance to leave. The worker notifies the leader about the leave, and the leader re-constructs the communication topology and broadcasts to all workers. The leader also sends a future time-stamp (similar to the one in scale out) from which the worker can leave and all workers should switch to the new communication topology. The worker checks its local time-stamp at the end of each min-batch and leaves once it reaches the time-stamp specified by the leader. Graceful preemption does not lose training progress as the worker leaves at the end of a min-batch and we found that a 30s time allowance is usually sufficient.

### 5.3 Dynamic data pipeline

There are two key requirements for data preparation in DNN training. First, it should ensure that training goes over the dataset once in each epoch without repetition and omission, otherwise the model will be trained on a biased dataset. Amoeba should provide this guarantee in the face of scaling. Second, data preparation should be efficient in that expensive GPU time should not be spent waiting for data transfer. We first analyze why *static allocation* is incompatible with elasticity and then present our solution.

In deep learning systems (e.g., Tensorflow, Pytorch and MxNet), the training samples are partitioned into shards and stored consecutively in each shard. Each worker is assigned some shards according to its unique identifier (e.g., id or rank) in a static manner. This data preparation method has problems in efficiency and flexibility under elasticity. Consider a job running with  $m$  workers and we increase its parallelism to  $n$ , which means the portion of data each worker takes in the dataset should be adjusted from  $1/m$  to  $1/n$ . One solution is that each of the  $n - m$  new workers gets  $1/n$  of the data assigned to each of the  $m$  original workers. However, this is inefficient as a new worker needs to read data scattered over multiple shards (assigned to different original workers). An alternative is to assign each new worker to read data from only some of the original workers and a simple calculation shows that a new worker needs to read from  $\frac{m}{n-m}$  original workers. For example, with  $n = 2m$ , each new worker needs to read  $1/2$  of the data assigned to one existing worker. This solution avoids scattered reading but is inflexible as it requires  $m$  to be a multiple of  $n - m$ . Moreover, both solutions will make data management complex if parallelism is adjusted multiple times.

To solve the aforementioned problems, we assign data to the workers dynamically in an on-demand fashion and use a producer-consumer data pipeline to hide data reading latency, which is illustrated in Figure 6. The dataset is divided into  $d$  partitions, with  $d$  determined jointly by dataset size, number of parallel workers and network conditions. A rule of thumb is that  $d$  should far exceed the number of parallel workers and at the same time ensure that the size of a partition is large enough to allow high bandwidth reading. Note that the partitioning is conducted at the meta-data level such as file names and offsets in the files, the dataset is not physically partitioned. The leader generates a random permutation of the indexes of the partitions and uses it for dynamic data assignment.

Each worker runs a producer-consumer data pipeline and a ping-pong buffer (or double buffer) is maintained between the producer and the consumer. The buffers are blocks of pinned memory to avoid being swapped to disk and allow fast data transfer to GPU. A background thread serves as the producer and asks the leader for the information of a new partition once a partition is dequeued from one of the buffers by the consumer. The leader checks the front of partition permutation list and sends to the producer the meta-data of the next partition (e.g., file path, offset and length). The worker then issues asynchronous I/O request for this partition to distributed file system (e.g., HDFS, NFS) and puts this partition into the other buffer. When a min-batch starts, the consumer copies some training samples from the ping-pong buffer to GPU, which are fed into the deep learning model. To overlap data movement with GPU computation, Amoeba also supports pre-fetching multiple mini-batches of training samples to GPU. The consumer also records an offset in the current partition for progress tracking, which marks

the position of the first training samples to be used in the next min-batch.

When a new worker joins a job, the leader simply assigns it a partition to read. If a worker leaves a job under graceful preemption, it reports to the leader the meta-data of the current partition and its offset in the partition such that the leader can assign the remaining data in this partition to another worker. In fact, we require each worker to report its offset in its current partition at the end of each min-batch and this information is combined with the coordination message with little overhead. When the leader needs to leave, it sends the partition permutation list and the progresses of the workers to the new leader before exit. We also write the partition permutation list and the progresses of the workers to the checkpoint such that a job can be restored properly. Note that Amoeba does not ensure that different runs of an algorithm provide the same result as the order in which the samples are used in training may be affected by scaling. As the samples are usually randomly permuted at the start of each epoch for DNN training and the sample order changes caused by scaling can be regarded as another source of randomness for the permutation, we believe the consistency guarantee of Amoeba is sufficient for most DNN training jobs.

#### 5.4 Additional Considerations

**Insufficient GPU memory** Amoeba fixes the aggregate batch size under scaling and the per-GPU batch size can be large under small parallelism. In this case, GPU memory may be insufficient as DNN frameworks usually cache the intermediate results (activations of the layers) for gradient computation in backward propagation and this memory consumption is proportional to per-GPU batch size. To solve this problem, we divide the per-GPU batch size  $\bar{B}$  into smaller min-batches of size  $b_{max} - 1$ , where  $b_{max}$  is the maximum batch size under which all intermediate results fit in GPU memory. The gradients of the smaller min-batches are aggregated locally before inter-worker model synchronization starts.

**Straggler mitigation** We observed that some GPUs can become stragglers due to reasons such as high temperature. Stragglers can severely harm the performance of synchronous training as the synchronization barrier at the end of each min-batch needs to wait for the slowest worker to finish. Amoeba identifies stragglers by monitoring the time the workers spend for a min-batch via the progress reporting messages. If a worker is consistently slower than other workers in a few consecutive min-batches (e.g., 10), the leader will trigger a scale in operation to remove this worker from training. Amoeba also notifies the scheduler about the straggler to prevent the scheduler from treating the straggler as idle resource.

## 6 Experimental Results

In this section, we evaluate Amoeba's performance under various scenarios and configurations, the findings can be summarized as follows.

- Amoeba is *efficient* in that it introduces negligible overhead to normal training when there is no scaling and significantly reduces the overhead of parallelism adjustment compared with stop-resume.
- The elasticity provided by Amoeba is *beneficial* to multi-tenant GPU in many aspects. Tiresias, an existing DNN

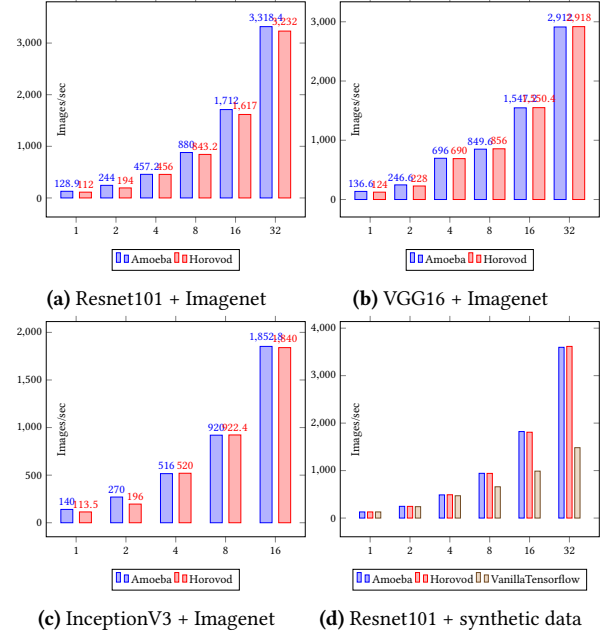


Figure 7. Performance comparison under static parallelism

training scheduler, can leverage elasticity with simple modifications and improve various performance metrics including resource utilization, JCT and responsiveness for short jobs.

**Cluster configuration** We conduct our experiments on two clusters. One cluster (cluster A) consists of 8 physical machines, each equipped a 96-core Intel CPU, 8 Tesla PCIe-V100 GPUs and 256 GB RAM, and the machines are connected with 100 Gb/sec infiniband. The other cluster (cluster B) uses similar configurations and the differences are that each machine has a 56-core Intel CPU and 8 1080Ti GPUs.

#### 6.1 Micro Benchmarks

**Performance under static parallelism.** As DNN training jobs run with a static parallelism most of the time, it is crucial that the designs supporting elasticity, e.g., leader discovery and dynamic data pipeline, introduce low overhead to normal training. We experimented with different DNN models on cluster B and report the average training throughput of Horovod and Amoeba over 500 mini-batches under difference parallelism in Figure 7. We also included results on a synthetic dataset in Figure 7(d) and the training samples are random tensors created on GPU to eliminate the interference of moving data from CPU to GPU.

The results show that under most configurations, Amoeba provides slightly higher training throughput than Horovod. This is because Amoeba uses RPC based communication for coordination, which is more flexible and synchronization events can be triggered in an event-driven manner compared with batch processing periodically using MPI calls. Amoeba significantly outperforms vanilla Tensorflow due to carefully overlapping communication and computation and the efficient communication library NCCL.

**Scaling overhead.** For scaling, we use *stopping time* to measure the overhead, which is the time that the original workers are stopped in

the scaling procedure. For scaling out, we considered a job training Resnet101 and VGG16 with 4 GPUs in Cluster A. The stopping time for the two models when using Amoeba is in 1.07 and 1.14 seconds on average and is not sensitive to parallelism. Comparing with the scaling overhead reported in Figure 5 in Section 5.2, Amoeba significantly reduces the stopping time, proving the effectiveness of background scaling, which allows the original workers to continue training when the new workers conduct execution context preparation. For scaling in, the stopping time of Amoeba is unnoticeable as it uses graceful preemption. In comparison, stop-resume incurs the same overhead as scaling out given the same parallelism after scaling.

## 6.2 Macro Benchmarks

**Leveraging transient idle resource** To validate the ability of Amoeba in utilizing transient idle resource, we conducted experiment under a synthetic setting. We used a job that trains ResNet50 using 4 persistent GPUs and considered the cases that there are 1, 2 and 4 idle GPUs on the same machine. The idle GPUs are revoked every a few minutes to simulate the transient idle resource reported in Section 3.2. Four schemes are used, i.e., 1) *Baseline*, which does not try to use the idle GPUs and train with 4 GPUs at all time; 2) *Stop-resume*, which uses stop-resume for scaling out and scaling in when using the transient idle resource; 3) *Amoeba*, which uses Amoeba for scaling; 4) *Ideal*, which assumes scaling completes instantly without overhead. Note that scaling needs to be conducted twice for each idle interval, one is to scale out to the idle GPUs and the other is to scale in to remove these GPUs from training.

The results in Figure 8 shows that *Amoeba* can achieve at least 97% of the throughput of *Ideal*, which serves as an upper bound. In contrast, *Stop-resume* performs even worse than *Baseline* due to its high scaling overhead, which is in line with our analysis in Section 3.2. With 4 idle GPUs, 8.6 minutes is the shortest idle interval under which *Stop-resume* outperforms *Baseline* while *Amoeba* only requires the idle interval to be longer than the launch up time of workers to outperform *Baseline*. These results show that the low scaling overhead enables Amoeba to utilize idle resource more effectively even when the resource expires/ is revoked in 2 to 3 minutes. We also observed that both *Stop-resume* and *Amoeba* perform better with longer idle interval, more idle GPUs and larger batch size. With longer idle interval and more idle GPUs, the benefits of utilizing transient idle resource become more significant. Under larger batch size, throughput increases at the same parallelism (except for  $p=1$ ) because the communication cost becomes lower comparing with the computation workload.

**Utilizing Elasticity in Scheduling** In this experiment, we show one example that multi-tenant GPU cluster schedulers can be easily modified to utilize elasticity to significantly improve performance.

Tiresias is the state-of-the-art GPU cluster scheduler which is based on the shortest job first principle. It manages the jobs using multiple queues (e.g.,  $Q_0, Q_1, Q_2$ ) and the queue with smaller index has higher priority. Scheduling is conducted by allocating resource for jobs in the high priority queues first and the jobs are run with the parallelism specified by the user. A running job will be preempted if the scheduler finds that it can not be scheduled given its current priority. Each queue  $Q_i$  is associated with a service quantum  $t_i$  (in GPU\*seconds) and when the a job  $J$  in  $Q_i$  has consumed the

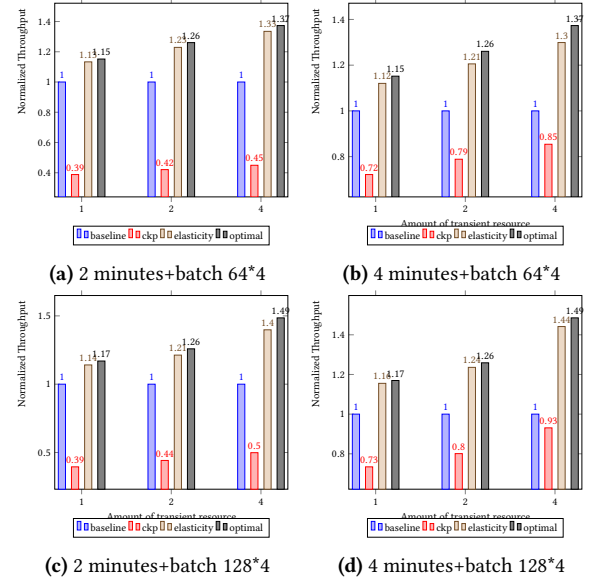


Figure 8. Train Resnet50 with transient resource

service quantum (by running for some time), it will be inserted into  $Q_{i+1}$ . When first submitted, a new job is inserted into  $Q_0$  and if a job is not scheduled for a long time, it will be moved to  $Q_0$  to prevent starvation. Tiresias achieves good responsiveness for small jobs (taking less resource than  $t_0$ ) because they have high priority in their entire life span. The reader can refer to [3] for a more complete description of Tiresias.

To enable Tiresias to utilize elasticity, we add two simple rules to its scheduling protocol and call the new scheduling algorithm Elastic-Tiresias. First, if the number of pending jobs exceeds  $N$ , scaling in is conducted for all jobs except those in  $Q_0$  and the parallelism of a job is adjusted to  $\lfloor p/2 \rfloor$ , in which  $p$  is the user-specified parallelism (R1). Second, if there is no pending job and there are idle GPUs, parallelism is increased for the job that has the largest gain in a greedy and incremental manner (R2). For a job, the gain from increasing its parallelism is defined as  $\frac{t(p+1)-t(p)}{t(p)}$ , in which  $t(p)$  is the training throughput under parallelism  $p$  and  $p$  is its current parallelism. Note that Tiresias generates and checks a scheduling plan before actually committing it. This means if a job is first scaled in by R1 and then scaled out by R2 in the same scheduling plan, scaling will not be conducted twice, instead, the two parallelism adjustment operations will be merged into a single one. As large parallelism usually leads to high throughput but low efficiency, intuitively, the two rules improve efficiency when cluster load is high and try to fully utilize the idle resource when the load is low. Note that we are not trying to design a scheduling algorithm which fully exploits the benefits of elasticity, which could be a nice topic for follow-up work. Our purpose is only to show that elasticity can greatly benefit scheduling.

We compare Elastic-Tiresias with Tiresias on Microsoft's trace data, which contains more than 100,000 training jobs along with their parallelism and running time. To obtain the running time of a job under another parallelism, we profile the training throughput all models in the official Tensorflow benchmark under different parallelisms and their scaling overhead in Vanilla tensorflow as



**Table 2.** JCT (seconds) for Tiresias and Elastic-Tiresias

Method	Tiresias	Elastic-Tiresias	Reduction
All Jobs	52,055	36,544	29.8%
Small jobs ( $< 10^4$ )	1,646	878	47%
Median jobs ( $[1, 20] \times 10^4$ )	33,669	36,426	-8%
Large jobs ( $> 2 \times 10^5$ )	72,6367	55,0543	25%

well as Amoeba. We used three queues for both Tiresias and Elastic-Tiresias. The service quantum for  $Q_0$  and  $Q_1$  are 10000 GPU\*seconds and 200000 GPU\*seconds, respectively<sup>4</sup>. Note that we did not tune these parameters to optimize the performance of Elastic-Tiresias. As we do not have a cluster with that scale, we modified the simulator provided by Tiresias, which is reported to produces results that matches actual execution closely [3].

We report the JCT comparison between Tiresias and Elastic-Tiresias in Table 2 and the unit of the job size is GPU\*seconds. The results show that by utilizing elasticity, Elastic-Tiresias significantly reduces overall average JCT compared with Tiresias. For both small jobs and large jobs, Elastic-Tiresias provides significantly better JCT while for median sized jobs it performs slightly worse than Tiresias.

## 7 Related Work

**Systems Leveraging Transient Servers** Since the introduction of cloud transient servers service e.g. AWS spot instances, Google’s preemptible virtual machines, many researchers have been devoted to designing various systems for such environment. These spot instances lasts for several hours on average before experiencing first preemption while as our analysis for production DL cluster suggests the idling interval is only several minutes. Systems like Flint, Tributary, Hourglass, SpotCheck, SpotOn all focus on effective strategy of leveraging transient resource to achieve cost-effectiveness and/or satisfying SLAs such as meeting deadlines. These systems optimize towards their own field such as batch processing, web service and graph analytic. The most close systems compared with Amoeba is Litz and Proteus. Their systems are based on parameter server architecture. They focus on machine learning workloads such as Logistic Regression and Latent Dirichlet Allocation and cannot support deep learning tasks directly due to lacking of efficient implementation of DL specific operators on DL accelerators such as GPUs. Amoeba is based on Allreduce architecture and is shown to have better performance than parameter server in many computer vision as well as some nlp workloads [6]. We focus on effectively leveraging idle resources that can be as short as 2 minutes, which requires carefully hiding the restart overhead as well as balancing data.

**Deep Learning Scheduler** Recently, there is growing trend to developing cluster schedulers for GPU cluster. Optimus [8] tries to model the relationship between the number of servers/workers with model convergence and use this information as a guide to re-balance the computation resource. Their approach of changing parallelism is checkpoint resume and due to the overhead they amortize the scaling overhead by adjusting parallelism of all jobs periodically (usually at 10 minutes). We believe our system can

<sup>4</sup>We do not need to define service quantum for  $Q_3$  as jobs in it already have the lowest priority.

also help Optimus to leverage cluster resource more efficiently. Gandiva [10] find the importance of responsiveness for multi-jobs which consists a large amount of similar jobs with different hyper-parameters and developed a set of primitives such as suspend-resume to do time-slicing on GPUs. Our technique can be used along side with their approach by scaling down some jobs instead of time slicing. Their scaling our operation is only used when users declare their jobs as insensitive to parallelism and cluster is lightly loaded but our technique can leverage transient resource even when cluster is heavily loaded and the correctness is still ensured without users’ intervention. Tiresias draws insight from the classic multi-level feedback queue scheduler in operating system design. It prioritizes short running jobs and preempt long running jobs if necessary to shorten their completion time. We showed in our experiments how we can integrate with Tiresias so as to improve JCT further.

## 8 Conclusion

In this paper, we have shown that elasticity can greatly benefit multi-tenant GPU cluster in various aspects, including reducing JCT, improving resource utilization, adapting load variations and improving responsiveness for short jobs. Motivated by the importance of elasticity, we designed Amoeba, a general and easy-to-use framework that support parallelism adjustment with low overhead. Amoeba adopts key designs including aromatic job management, background scaling and dynamic data pipeline to ensure flexibility, efficiency and correctness of parallelism adjustment. Experimental results show that Amoeba significantly reduces scaling overhead compared to stop-resume and existing scheduler can leverage elasticity with simple modifications to achieve substantial performance gain. We think an interesting future direction will be designing scheduling algorithm that can fully exploit the efficient elasticity provided by Amoeba.

## References

- [1] Martin Abadi, Paul Barham, Jianmin Chen, Zhifeng Chen, Andy Davis, Jeffrey Dean, Matthieu Devin, Sanjay Ghemawat, Geoffrey Irving, Michael Isard, Manjunath Kudlur, Josh Levenberg, Rajat Monga, Sherry Moore, Derek Gordon Murray, Benoit Steiner, Paul A. Tucker, Vijay Vasudevan, Pete Warden, Martin Wicke, Yuan Yu, and Xiaoqiang Zheng. 2016. TensorFlow: A System for Large-Scale Machine Learning. In *12th USENIX Symposium on Operating Systems Design and Implementation, OSDI 2016, Savannah, GA, USA, November 2-4, 2016*. 265–283. <https://www.usenix.org/conference/osdi16/technical-sessions/presentation/abadi>
- [2] Tianqi Chen, Mu Li, Yutian Li, Min Lin, Naiyan Wang, Minjie Wang, Tianjun Xiao, Bing Xu, Chiyuan Zhang, and Zheng Zhang. 2015. MXNet: A Flexible and Efficient Machine Learning Library for Heterogeneous Distributed Systems. *CoRR* abs/1512.01274 (2015). arXiv:1512.01274 <http://arxiv.org/abs/1512.01274>
- [3] Juncheng Gu, Mosharaf Chowdhury, Kang G. Shin, Yibo Zhu, Myeongjae Jeon, Junjie Qian, Hongqiang Harry Liu, and Chuanxiong Guo. 2019. Tiresias: A GPU Cluster Manager for Distributed Deep Learning. In *16th USENIX Symposium on Networked Systems Design and Implementation, NSDI 2019, Boston, MA, February 26-28, 2019*. 485–500. <https://www.usenix.org/conference/nsdi19/presentation/gu>
- [4] Benjamin Hindman, Andy Konwinski, Matei Zaharia, Ali Ghodsi, Anthony D. Joseph, Randy H. Katz, Scott Shenker, and Ion Stoica. 2011. Mesos: A Platform for Fine-Grained Resource Sharing in the Data Center. In *Proceedings of the 8th USENIX Symposium on Networked Systems Design and Implementation, NSDI 2011, Boston, MA, USA, March 30 - April 1, 2011*. <https://www.usenix.org/conference/nsdi11/mesos-platform-fine-grained-resource-sharing-data-center>
- [5] Myeongjae Jeon, Shivaram Venkataraman, Amar Phanishayee, Junjie Qian, Wencong Xiao, and Fan Yang. 2019. Analysis of Large-Scale Multi-Tenant GPU Clusters for DNN Training Workloads. In *2019 USENIX Annual Technical Conference, USENIX ATC 2019, Renton, WA, USA, July 10-12, 2019*. 947–960. <https://www.usenix.org/conference/atc19/presentation/jeon>
- [6] Soojeong Kim, Gyeong-In Yu, Hoin Park, Sungwoo Cho, Eunji Jeong, Hyeonmin Ha, Sanha Lee, Joo Seong Jeong, and Byung-Gon Chun. 2019. Parallax: Sparsity-aware Data Parallel Training of Deep Neural Networks. In *Proceedings of the*

- Fourteenth EuroSys Conference 2019, Dresden, Germany, March 25-28, 2019*. 43:1–43:15. <https://doi.org/10.1145/3302424.3303957>
- [7] Adam Paszke, Sam Gross, Soumith Chintala, Gregory Chanan, Edward Yang, Zachary DeVito, Zeming Lin, Alban Desmaison, Luca Antiga, and Adam Lerer. [n. d.]. Automatic differentiation in PyTorch. ([n. d.]). <https://openreview.net/forum?id=BJJsrnfCZ>
- [8] Yanghua Peng, Yixin Bao, Yangrui Chen, Chuan Wu, and Chuanxiong Guo. 2018. Optimus: an efficient dynamic resource scheduler for deep learning clusters. In *Proceedings of the Thirteenth EuroSys Conference, EuroSys 2018, Porto, Portugal, April 23-26, 2018*. 3:1–3:14. <https://doi.org/10.1145/3190508.3190517>
- [9] Vinod Kumar Vavilapalli, Arun C. Murthy, Chris Douglas, Sharad Agarwal, Mahadev Konar, Robert Evans, Thomas Graves, Jason Lowe, Hitesh Shah, Siddharth Seth, Bikas Saha, Carlo Curino, Owen O'Malley, Sanjay Radia, Benjamin Reed, and Eric Baldeschwieler. 2013. Apache Hadoop YARN: yet another resource negotiator. In *ACM Symposium on Cloud Computing, SOCC '13, Santa Clara, CA, USA, October 1-3, 2013*. 5:1–5:16. <https://doi.org/10.1145/2523616.2523633>
- [10] Wencong Xiao, Romil Bhardwaj, Ramachandran Ramjee, Muthian Sivathanu, Nipun Kwatra, Zhenhua Han, Pratyush Patel, Xuan Peng, Hanyu Zhao, Quanlu Zhang, Fan Yang, and Lidong Zhou. 2018. Gandiva: Introspective Cluster Scheduling for Deep Learning. In *13th USENIX Symposium on Operating Systems Design and Implementation, OSDI 2018, Carlsbad, CA, USA, October 8-10, 2018*. 595–610. <https://www.usenix.org/conference/osdi18/presentation/xiao>