

HAARPOOLING: GRAPH POOLING WITH COMPRESSIVE HAAR BASIS

Yu Guang Wang

School of Mathematics and Statistics
University of New South Wales, Sydney, Australia
yuguang.wang@unsw.edu.au

Ming Li

School of Teacher Education
Zhejiang Normal University, Jinhua, China
School of Mathematics and Statistics
University of New South Wales, Sydney, Australia
ming.li.ltu@gmail.com

Zheng Ma

Department of Physics
Princeton University, New Jersey, USA
mzheng@princeton.edu

Guido Montúfar

Department of Mathematics and Department of Statistics
University of California, Los Angeles
Max Planck Institute for Mathematics in the Sciences, Leipzig, Germany
montufar@math.ucla.edu

Xiaosheng Zhuang

Department of Mathematics
City University of Hong Kong, Hong Kong
xzhuang7@cityu.edu.hk

Yanan Fan

School of Mathematics and Statistics
University of New South Wales, Sydney, Australia
y.fan@unsw.edu.au

ABSTRACT

Deep Graph Neural Networks (GNNs) are instrumental in graph classification and graph-based regression tasks. In these tasks, graph pooling is a critical ingredient by which GNNs adapt to input graphs of varying size and structure. We propose a new graph pooling operation based on compressive Haar transforms, called *Haar-Pooling*. HaarPooling is computed following a chain of sequential clusterings of the input graph. The input of each pooling layer is transformed by the compressive Haar basis of the corresponding clustering. HaarPooling operates in the frequency domain by the synthesis of nodes in the same cluster and filters out fine detail information by compressive Haar transforms. Such transforms provide an effective characterization of the data and preserve the structure information of the input graph. By the sparsity of the Haar basis, the computation of HaarPooling is of linear complexity. The GNN with HaarPooling and existing graph convolution layers achieves state-of-the-art performance on diverse graph classification problems.

1 INTRODUCTION

Graph Neural Networks (GNNs) have demonstrated excellent performance in node classification tasks and are very promising in graph classification and regression (Bronstein et al., 2017; Battaglia

et al., 2018; Zhang et al., 2018b; Zhou et al., 2018; Wu et al., 2019). In node classification, the input is a single graph with missing node labels to be predicted from the known node labels. In this problem, GNNs with appropriate graph convolutions can be trained based on the single graph provided and state-of-the-art performance has been achieved (Defferrard et al., 2016; Kipf & Welling, 2017; Ma et al., 2019b). Graph classification and regression are a very different kind of task where the label of a graph-structured sample is to be predicted. This is similar to the image classification problem tackled by traditional deep convolutional neural networks. The major difference is that here each input sample has an arbitrary adjacency structure, instead of the fixed regular grid of images. An example are the molecules of different sizes shown in Figure 1. This raises two important challenges: 1) How can GNNs exploit the structural information of the input graphs? 2) How can GNNs handle input graphs with varying number of nodes or different connectivity structures?

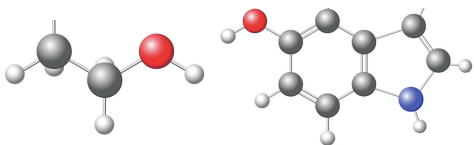


Figure 1: Graph-structured data: two molecules with atoms as nodes and bonds as edges. The number of nodes of each molecule is different and each has its own molecular structure. The input data set in graph classification or regression is a set of pairs of such individual graph and the feature defined on the graph nodes.

These problems have motivated the design of proper *graph convolution* and *graph pooling* to allow GNNs to capture the geometric information of each data sample (Zhang et al., 2018a; Ying et al., 2018; Cangea et al., 2018; Gao & Ji, 2019; Knyazev et al., 2019; Ma et al., 2019a; Lee et al., 2019). Graph convolution plays an important role especially in question 1).

The following graph convolution, as proposed by Kipf & Welling (2017), is a widely accepted example:

$$X^{\text{out}} = \hat{A}X^{\text{in}}W. \quad (1)$$

Here $\hat{A} = \tilde{D}^{-1/2}(A + I)\tilde{D}^{-1/2} \in \mathbb{R}^{N \times N}$ is a normalized version of the adjacency matrix A of the input graph, where I is the identity matrix and \tilde{D} is the degree diagonal matrix for $A + I$. Further, $X^{\text{in}} \in \mathbb{R}^{N \times d}$ is the array of d -dimensional input features on the N nodes of the graph, and $W \in \mathbb{R}^{d \times m}$ is the filter parameter matrix. The graph convolution in equation 1 captures the structural information of the input in terms of A (or \hat{A}) and W transforms the feature dimension from d to m . The filter size $d \times m$ does not depend on the graph size, which allows a fixed network architecture to process input graphs of varying size. However, the GCN convolution preserves the number of nodes and hence the output dimension of the network is not unique. Graph pooling provides an effective way to overcome this obstacle. Among several approaches that have been proposed, only EigenPooling (Ma et al., 2019a) combines both features and graph structure. However, this is based on eigenpairs of graph Laplacian and suffers from a high computational cost. We provide an overview of this and other pooling methods in Section 4.

In this paper, we propose a new graph pooling strategy by a sparse Haar representation of the data, which we call *HaarPooling*. This is based on the *Haar basis* (Li et al., 2019), which combines graph structure and features, and is computationally efficient. Suppose we have input $X^{\text{in}} \in \mathbb{R}^{N \times d}$. HaarPooling is defined as

$$X^{\text{out}} = \Phi^T X^{\text{in}}, \quad (2)$$

where $\Phi \in \mathbb{R}^{N \times N_1}$, $N_1 < N$. Each column of Φ is a *compressive Haar basis* vector. By applying HaarPooling in equation 2, the number of nodes is compressed from N to N_1 . The Haar basis provides a sparse representation which distills graph structural information. Cascading pooling layers we can obtain an output of fixed dimension, regardless of the size of the inputs. The sparsity of the Haar basis matrix ensures that the computation of HaarPooling is efficient. The Haar basis generation and the Haar transforms are in $\mathcal{O}(N)$ cost (up to a log term of N) for input graph with N nodes. Experiments demonstrate that GNNs with HaarPooling aligned with GCN convolution achieve state-of-the-art performance on various graph classification tasks.

This paper is organized as follows. Section 2 details the components and computational flow for HaarPooling. Section 3 provides the mathematical details on HaarPooling, including the compressive Haar basis, compressive Haar transforms, and efficient implementations. Section 4 gives an

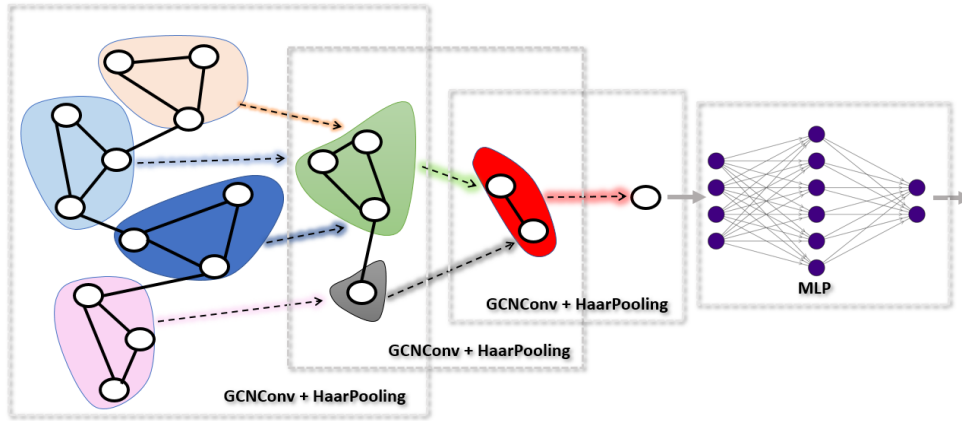


Figure 2: Computational flow of a Graph Neural Network consisting of three blocks of GCN graph convolutional and HaarPooling layers, followed by an MLP. In this example, the output feature of the last pooling layer has dimension 4, which is the number of input units of the MLP.

overview of existing work on graph pooling. Section 5 reports our experimental results on benchmark graph classification tasks compared with existing graph pooling methods. Section 6 concludes the paper. Proofs and implementation details are deferred to the appendix.

2 HAARPOOLING

In this section we give an overview of the proposed pooling framework. First we define the pooling architecture in terms of a chain. Each layer in the chain determines which sets of nodes are pooled together. Then we construct the compressive Haar transform, which compresses the dimension of the features. This will be used to define the HaarPooling for each layer.

Chain of coarse-grained graphs for pooling Graph pooling amounts to defining a sequence of coarse-grained graphs. On this chain, each graph is an induced graph that arises from grouping (clustering) certain subsets of nodes from the previous graph. We use clustering algorithms to generate the groupings of nodes. There are many good candidates, such as spectral clustering (Shi & Malik, 2000), k -means clustering (Pakhira, 2014), DBSCAN (Ester et al., 1996), OPTICS (Ankerst et al., 1999) and METIS (Karypis & Kumar, 1998). Any of these will work with HaarPooling.

Figure 3 shows an example of a chain with 3 levels, for an input graph \mathcal{G}_0 . Here, for each level, the vertices are given by

$$\begin{aligned}
 V^{(0)} &= V = \{a, b, \dots, h\}, \\
 V^{(1)} &= \{v_1^{(1)}, v_2^{(1)}, v_3^{(1)}\} = \{\{a, b\}, \{c, d, e\}, \{f, g, h\}\}, \\
 V^{(2)} &= \{v_1^{(2)}\} = \{\{v_1^{(1)}, v_2^{(1)}, v_3^{(1)}\}\}.
 \end{aligned}$$

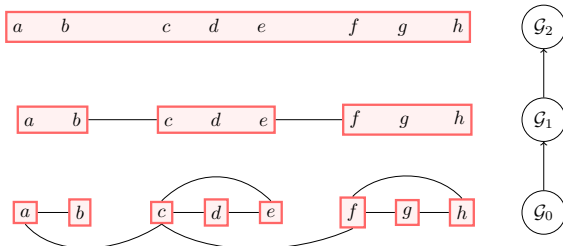


Figure 3: A coarse-grained chain of graphs, where the input has 8 nodes, the second level has 3 nodes, and the top level has single node.

Compressive Haar transforms on chain For each layer of the chain, we will have a feature representation. We define these in terms of the Haar basis. Haar basis represents graph-structured data by low and high frequency Haar coefficients in frequency domain. The low frequency coefficients contain the coarse information of the original data while the high frequency coefficients contain the fine details. In the HaarPooling, the data is pooled (or compressed) by discarding fine detail information.

The Haar basis can be compressed in each layer. Consider a chain where at level j the two subsequent graphs have N_{j+1} and N_j nodes, $N_{j+1} < N_j$. For each of these graphs, we can create a Haar basis with N_{j+1} and N_j elements, respectively. The elements of the smaller layer are obtained by compressing a subset of the elements from the other layer. These new vectors form the matrix Φ_j of size $N_{j+1} \times N_j$. We call Φ_j *compressive Haar basis matrix* for this particular j th layer. This then defines the *compressive Haar transform* $\Phi_j^T X_j^{\text{in}}$ for feature X_j^{in} with size $N_j \times d$.

Computational strategy of HaarPooling The HaarPooling is then defined as follows.

Definition 1 (HaarPooling). *The HaarPooling for a graph neural network with K pooling layers is defined as*

$$X_j^{\text{out}} = \Phi_j^T X_j^{\text{in}}, \quad j = 0, 1, \dots, K-1,$$

where $N_j > N_{j+1}$ and $N_K = 1$, Φ_j or $\Phi_{N_j \times N_{j+1}}^{(j)}$ is the $N_j \times N_{j+1}$ compressive Haar basis matrix for the j th layer, $X_j^{\text{in}} \in \mathbb{R}^{N_j \times d_j}$ is the input feature array, and $X_j^{\text{out}} \in \mathbb{R}^{N_{j+1} \times d_j}$ is the output feature array. The corresponding layer is called HaarPooling layer.

HaarPooling has following key properties.

- The HaarPooling reduces layer by layer the first dimension of input feature. In the last pooling layer, the output feature is compressed as a vector with length d_{K-1} and each original input sample would generate such a vector with the same length. This then makes it possible to deal with input graph-structured data with different size and structure.
- The HaarPooling uses the sparse Haar representation on chain structure. In each HaarPooling layer, the representation then combines the features of input X_j^{in} with the geometric information of the graphs of the j th and $(j+1)$ th layers of the chain.
- By the property of Haar basis, the HaarPooling only drops the high frequency (or detailed) information of the input data. The X_j^{out} has good approximation to X_j^{in} . Thus, the major data information (i.e. the low frequency coefficients) is preserved in the pooling, and the loss of the information is small.
- Since the Haar basis matrix is very sparse, HaarPooling can be computed very fast, with near linear computational complexity.

Example Figure 4 shows the computational details of the HaarPooling associated with the chain from Figure 3. There are two HaarPooling layers. In the first layer, the input X_1^{in} with size $8 \times d_1$ is transformed by the compressive Haar basis matrix $\Phi_{8 \times 3}^{(0)}$ which consists of the first three column vectors of the full Haar basis $\Phi_{8 \times 8}^{(0)}$ in (a), and output is a $3 \times d_1$ matrix X_1^{out} . In the second layer, the input X_2^{in} with size $3 \times d_2$ (usually X_1^{out} followed by convolution) is transformed by the compressive Haar matrix $\Phi_{3 \times 1}^{(1)}$ which is the first column vector of the full Haar basis matrix $\Phi_{3 \times 3}^{(1)}$ in (b). By the construction of the Haar basis in relation to the chain (details in Appendix B), each of the first three column vectors $\phi_1^{(0)}$, $\phi_2^{(0)}$ and $\phi_3^{(0)}$ of $\Phi_{8 \times 3}^{(0)}$ has only up to three different values. This bound is exactly the number of nodes of \mathcal{G}_1 . For each column $\phi_\ell^{(0)}$, all nodes with the same parent take the same value. Similarly, the 3×1 vector $\phi_1^{(1)}$ is constant. This means that the HaarPooling synthesizes the node feature by adding the same weight to the nodes that are in the same cluster of the coarser layer, and in this way, pools the feature using the graph clustering information.

3 MATHEMATICS AND COMPUTATION FOR HAARPOOLING

Chain of graph by clustering For a graph $\mathcal{G} = (V, E, w)$, a graph $\mathcal{G}^{\text{cg}} := (V^{\text{cg}}, E^{\text{cg}}, w^{\text{cg}})$ is a *coarse-grained graph* of \mathcal{G} if $|V^{\text{cg}}| \leq |V|$ and each node of \mathcal{G} has only one parent node in \mathcal{G}^{cg}

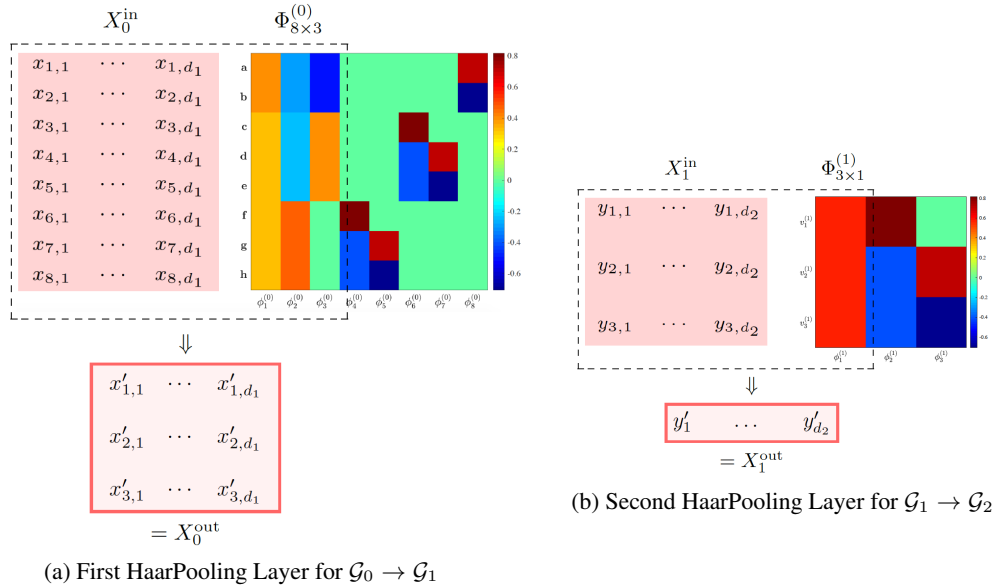


Figure 4: Computational strategy of HaarPooling. We use the chain in Figure 3 and then there are two HaarPooling layers in the network from $\mathcal{G}_0 \rightarrow \mathcal{G}_1$ and $\mathcal{G}_1 \rightarrow \mathcal{G}_2$ respectively. The input of each layer is pooled by the compressive Haar transform for each layer: in the first layer input $X_0^{\text{in}} = (x_{i,j}) \in \mathbb{R}^{8 \times d_1}$ is transformed by the compressive Haar basis matrix $\Phi_{8 \times 3}^{(0)}$ with size 8×3 formed by the first three column vectors, and the output is a feature array with size $3 \times d_1$; in the second layer $X_1^{\text{in}} = (y_{i,j}) \in \mathbb{R}^{3 \times d_2}$ is transformed by the first column vector $\Phi_{3 \times 1}^{(1)}$ and the output is a feature vector with size $1 \times d_2$. In the plots of Haar basis matrix, the colors indicate the value of the entries of the Haar basis matrix.

associated with it. Each node of \mathcal{G}^{cg} is called a *cluster* of \mathcal{G} . For integers J satisfying $J > 0$, a *coarse-grained chain* for \mathcal{G} is a set of graphs $\mathcal{G}_{0 \rightarrow J} := (\mathcal{G}_0, \mathcal{G}_1, \dots, \mathcal{G}_J)$ such that $\mathcal{G}_0 = \mathcal{G}$ and \mathcal{G}_{j+1} is a coarse-grained graph of $\mathcal{G}_j = (V_j, E_j, w_j)$ for each $j = 0, 1, \dots, J-1$, and the \mathcal{G}_J has only one node. Here, we call the graph \mathcal{G}_J the *top level* or the *coarsest level* and \mathcal{G}_0 the *bottom level* or the *finest level*. The chain $\mathcal{G}_{0 \rightarrow J}$ hierarchically coarsens for the graph \mathcal{G} . (Here we use notation $J+1$ as the number of layers of the chain to distinguish the number K of layers for pooling.) For details about graphs and chains, we refer to examples in Chung & Graham (1997); Hammond et al. (2011); Chui et al. (2015; 2018); Wang & Zhuang (2018; 2019).

3.1 COMPRESSIVE HAAR TRANSFORMS

Haar basis The construction of Haar basis is rooted in the theory of Haar wavelet basis which was first introduced by Haar (1910). It is a special example of the more general Daubechies wavelets (Daubechies, 1992). Haar basis is later constructed on graph by Belkin et al. (2006), and also Chui et al. (2015); Wang & Zhuang (2018; 2019). The construction of the Haar basis is based on a chain of the graph. If the topology of the graph is well reflected by the clustering of the chain, then the Haar basis contains the crucial geometric information of the graph. For a chain $\mathcal{G}_{0 \rightarrow J}$, on the j th-layer graph \mathcal{G}_j , $j = 0, \dots, J$, there is a Haar orthogonal basis $\{\phi_\ell^{(j)}\}_{\ell=0}^{N_j}$ defined on \mathcal{G}_j , where N_j is the size of \mathcal{G}_j and $N_{j+1} < N_j$ for $j = 0, \dots, J-1$. For two consecutive layers $j, j+1$, the first N_{j+1} members of $\phi_\ell^{(j)}$, $\ell = 1, \dots, N_{j+1}$, which are defined on the finer layer, can be reduced into the $\phi_\ell^{(j+1)}$, $\ell = 1, \dots, N_{j+1}$: for first $\ell = 1, \dots, N_{j+1}$, $\phi_\ell^{(j)}(v) = \phi_\ell^{(j+1)}(Pa_{\mathcal{G}}(v)) / \sqrt{|Pa_{\mathcal{G}}(v)|}$, where $Pa_{\mathcal{G}}(v)$ is the parent of v and $|Pa_{\mathcal{G}}(v)|$ is the number of nodes of the cluster in layer $j+1$ which v lies in. It means that $\phi_\ell^{(j)}(v)$ for v sharing the parent have the same value. This property is critical to pooling as $\phi_\ell^{(j)}(v)$ can then be treated as weights for the graph \mathcal{G}_j on which the input feature defined, and the nodes gain the same weight if they are in the same cluster. On the other hand, the remaining Haar basis vectors $\phi_\ell^{(j)}$ for $\ell = N_{j+1} + 1, \dots, N_j$ are constructed to reflect

the high-frequency information in the Haar wavelet decomposition. This property is exploited by the compressive Haar basis which then pools the input feature into a lower (first) dimension output feature. The construction and its pseudo-codes for algorithmic implementation of the full Haar basis is detailed in Li et al. (2019); Wang & Zhuang (2019), which we also attach in the appendix. Let $\{\phi_\ell^{(j)}\}_{\ell=1}^{N_j}$, $j = 0, \dots, J$, be the sequence of Haar bases associated with the layers of chain $\mathcal{G}_{0 \rightarrow J}$ of a graph \mathcal{G} . For $j = 0, \dots, J$, we let the matrix $\tilde{\Phi}_j = (\phi_1^{(j)}, \dots, \phi_{N_j}^{(j)}) \in \mathbb{R}^{N_j \times N_j}$ and call the matrix $\tilde{\Phi}_j$ *Haar transform matrix* for layer j .

Orthogonality For each level $j = 0, \dots, J$, the sequence $\{\phi_\ell^{(j)}\}_{\ell=1}^{N_j}$ is an orthonormal basis for $l_2(\mathcal{G}_j)$ with $N_j := |V_j|$; each basis $\{\phi_\ell^{(j)}\}_{\ell=1}^{N_j}$ is the Haar basis system for the chain $\mathcal{G}_{j \rightarrow J}$.

Locality Let $\mathcal{G}_{0 \rightarrow J}$ be a coarse-grained chain for \mathcal{G} . If each parent of level \mathcal{G}_j , $j = 1, \dots, J$, contains at least two children, the number of different values of the Haar basis $\phi_\ell^{(j)}$, $\ell = 1, \dots, N_j$, is bounded by a constant.

In Figure 4, the Haar basis is created based on the coarse-grained chain $\mathcal{G}_{0 \rightarrow 2} := (\mathcal{G}_0, \mathcal{G}_1, \mathcal{G}_2)$, where $\mathcal{G}_0, \mathcal{G}_1, \mathcal{G}_2$ are graphs with 8, 3, 1 nodes. The two colorful matrices show two Haar bases for the layers 0 and 1 in the chain $\mathcal{G}_{0 \rightarrow 2}$. There are in total 8 vectors of the Haar basis for \mathcal{G}_0 each with length 8, and 3 vectors of the Haar basis for \mathcal{G}_1 each with length 3. Haar basis matrix for each level of the chain has up to 3 different values in each column as indicated by colors in each matrix. For $j = 0, 1$, each node of \mathcal{G}_j is a cluster of nodes in \mathcal{G}_{j+1} . Each column of the matrix is a member of the Haar basis on the individual layer of the chain. The first three column vectors of $\tilde{\Phi}_1$ can be reduced as an orthonormal basis of \mathcal{G}_1 and the first column vector of \mathcal{G}_1 can be compressed to the constant basis for \mathcal{G}_2 . This connection ensures that the compressive Haar transform for HaarPooling is feasible and would allow fast algorithms of HaarPooling (see Section 3.2 below).

Adjoint and forward Haar transforms We use adjoint Haar transforms for HaarPooling, which as the sparsity of the Haar basis matrix, the transform is fast implementable. The *adjoint Haar transform* for the signal f on \mathcal{G}_j is defined as

$$(\tilde{\Phi}_j)^T f = \left(\sum_{v \in V} \phi_1^{(j)}(v) f(v), \dots, \sum_{v \in V} \phi_{N_j}^{(j)}(v) f(v) \right) \in \mathbb{R}^{N_j}, \quad (3)$$

and the *forward Haar transform* for (coefficients) vector $c := (c_1, \dots, c_{N_j}) \in \mathbb{R}^{N_j}$.

$$(\tilde{\Phi}_j c)(v) = \sum_{\ell=1}^{N_j} \phi_\ell^{(j)}(v) c_\ell, \quad v \in V_j. \quad (4)$$

We call the components of $(\tilde{\Phi}_j)^T f$ the *Haar (wavelet) coefficients* for f . The adjoint Haar transform represents the signal in Haar wavelet domain by computing the Haar coefficients for graph signal. Here the adjoint and forward Haar transforms can be extended to a feature data with size $N_j \times d_j$ by replacing the column vector f by the feature array.

Proposition 2. *The adjoint and forward Haar Transforms are invertible in that for $j = 0, \dots, J$ and vector f on graph \mathcal{G}_j ,*

$$f = \tilde{\Phi}_j (\tilde{\Phi}_j)^T f.$$

Proposition 2 shows that the forward Haar transform can recover the graph signal f from the adjoint Haar transform $(\tilde{\Phi}_j)^T f$. This means that adjoint and forward Haar transforms have zero-loss in graph signal transmission.

Compressive Haar transforms Now for a graph neural network, suppose we want to use K pooling layers. We associate the chain $\mathcal{G}_{0 \rightarrow K}$ of an input graph with the pooling by linking the j th layer of pooling with the j th layer of the chain. Then, we can use the Haar basis system on the chain to define the pooling operation. By the property of Haar basis, in the Haar transforms for layer j , $0 \leq j \leq K - 1$, of the N_j Haar coefficients, the first N_{j+1} coefficients are low-frequency coefficients,

which reflect the approximation to the original data, and the other $(N_j - N_{j+1})$ coefficients are in high frequency, which contain fine details of the Haar wavelet decomposition. To define pooling, we remove the high-frequency coefficients in Haar wavelet representation and obtain the *compressive Haar transforms* for the feature X_j^{in} at layers $j = 0, \dots, K - 1$, which then gives the HaarPooling in Definition 1.

As we preserve the approximate part of the Haar wavelet decomposition in compressive Haar transform, the information has little loss in the pooling. That is,

$$\|\Phi_j^T X_j^{\text{in}}\| / \|\tilde{\Phi}_j^T X_j^{\text{in}}\| \approx 1, \quad (5)$$

where $\tilde{\Phi}_j$ is the full Haar basis matrix at the j th layer.

In HaarPooling, the compression or pooling occurs in the Haar wavelet domain. HaarPooling transforms the features on the nodes to the Haar wavelet domain and discards the high-frequency coefficients in the sparse Haar wavelet representation. Figure 4 shows a two-layer HaarPooling strategy. The first layer pools the input X_0^{in} by the compressive Haar basis matrix $\Phi_{8 \times 3}^{(0)}$ to the output X_0^{out} with lower first dimension. The second layer pools the input X_1^{in} by the $\Phi_{3 \times 1}^{(1)}$ to the output X_1^{out} which first dimension drops to one.

3.2 FAST COMPUTATION OF HAARPOOLING

For the HaarPooling introduced in Definition 1, we can develop a fast computational strategy by virtue of fast adjoint Haar transforms. Let $\mathcal{G}_{0 \rightarrow K}$ be a coarse-grained chain of the graph \mathcal{G}_0 . For convenience, we label the vertices of the level- j graph \mathcal{G}_j by $V_j := \{v_1^{(j)}, \dots, v_{N_j}^{(j)}\}$.

Fast algorithm for HaarPooling The HaarPooling in equation 3 can be computed fast by using the hierarchical structure of the chain, as we introduce as follows. For $j = 1, \dots, K$, let $c_k^{(j)}$ be the number of children of $v_k^{(j)}$, i.e. the number of vertices of \mathcal{G}_{j-1} which belongs to the cluster $v_k^{(j)}$, for $k = 1, \dots, N_j$. For $j = 0$, we let $c_k^{(0)} \equiv 1$ for $k = 1, \dots, N_0$. Now, for $j = 0, \dots, K$ and $k = 1, \dots, N_j$, define the weight for the node $v_k^{(j)}$ of layer j by

$$w_k^{(j)} := \frac{1}{\sqrt{c_k^{(j)}}}. \quad (6)$$

Let $W_{0 \rightarrow K} := \{w_k^{(j)} \mid j = 0, \dots, K, k = 1, \dots, N_j\}$. Then, for $j = 0, \dots, K$, the weighted chain $(\mathcal{G}_{j \rightarrow K}, W_{j \rightarrow K})$ becomes a *filtration* if each parent of the chain $\mathcal{G}_{j \rightarrow K}$ has at least two children. See e.g. (Chui et al., 2015, Definition 2.3).

Let $j = 0, \dots, K$. For the j th HaarPooling layer, let $\{\phi_\ell^{(j)}\}_{\ell=1}^{N_j}$ be the Haar basis for the j th layer, which we also call the Haar basis for the filtration $(\mathcal{G}_{j \rightarrow K}, W_{j \rightarrow K})$ of a graph \mathcal{G} . For $k = 1, \dots, N_j$, we let $X(v_k^{(j)}) = X(v_k^{(j)}, \cdot) \in \mathbb{R}^{d_j}$ the feature vector at node $v_k^{(j)}$. We define the weighted sum for feature $X \in \mathbb{R}^{N_j \times d_j}$ for $d_j \geq 1$ by

$$\mathcal{S}^{(j)}(X, v_k^{(j)}) := X(v_k^{(j)}), \quad v_k^{(j)} \in \mathcal{G}_j, \quad (7)$$

and recursively, for $i = j + 1, \dots, K$ and $v_k^{(i)} \in \mathcal{G}_i$,

$$\mathcal{S}^{(i)}(X, v_k^{(i)}) := \sum_{v_{k'}^{(i-1)} \in v_k^{(i)}} w_{k'}^{(i-1)} \mathcal{S}^{(i-1)}(X, v_{k'}^{(i-1)}). \quad (8)$$

For each vertex $v_k^{(i)}$ of \mathcal{G}_i , the $\mathcal{S}^{(i)}(X, v_k^{(i)})$ is the weighted sum of the $\mathcal{S}^{(i-1)}(X, v_{k'}^{(i-1)})$ at the level $i - 1$ for those vertices $v_{k'}^{(i-1)}$ of \mathcal{G}_{i-1} whose parent is $v_k^{(i)}$.

Theorem 3. For $0 \leq j \leq K - 1$, let $\{\phi_\ell^{(i)}\}_{\ell=1}^{N_i}$ for $i = j + 1, \dots, K$ be the Haar bases for the filtration $(\mathcal{G}_{j \rightarrow K}, W_{j \rightarrow K})$ at layer i . Then, the compressive Haar transform for the j th HaarPooling layer can be computed by, for the feature $X \in \mathbb{R}^{N_j \times d_j}$ and $\ell = 1, \dots, N_j$,

$$(\Phi_j^T X)_\ell = \sum_{k=1}^{N_i} \mathcal{S}^{(i)}(X, v_k^{(i)}) w_k^{(i)} \phi_\ell^{(i)}(v_k^{(i)}), \quad (9)$$

Algorithm 1: Fast HaarPooling for One Layer

Input: Input feature X_j^{in} for the j th pooling layer given $j = 0, \dots, K - 1$ in a GNN with total K HaarPooling layers; the chain $\mathcal{G}_{j \rightarrow K}$ associated with the HaarPooling; numbers N_i of nodes for layers $i = j, \dots, K$.

Output: $\Phi_j^T X_j^{\text{in}}$ from Definition 1.

Step 1: Evaluate the sums for $i = j, \dots, K$ recursively, using equation 7 and equation 8:

$$\mathcal{S}^{(i)}(X_j^{\text{in}}, v_k^{(i)}) \quad \forall v_k^{(i)} \in V_i.$$

Step 2:

for $\ell = 1$ **to** N_{j+1} **do**

Set $N_K = 0$.

Compute i such that $N_{i+1} + 1 \leq \ell \leq N_i$.

Evaluate $\sum_{k=1}^{N_i} \mathcal{S}^{(i)}(X_j^{\text{in}}, v_k^{(i)}) w_k^{(i)} \phi_\ell^{(i)}(v_k^{(i)})$ in equation 9 by the two steps:

(a) Compute the product for all $v_k^{(i)} \in V_i$:

$$T_\ell(X_j^{\text{in}}, v_k^{(i)}) = \mathcal{S}^{(i)}(X_j^{\text{in}}, v_k^{(i)}) w_k^{(i)} \phi_\ell^{(i)}(v_k^{(i)}).$$

(b) Evaluate sum $\sum_{k=1}^{N_i} T_\ell(X_j^{\text{in}}, v_k^{(i)})$.

end for

where i is the largest possible number in $\{j + 1, \dots, K\}$ such that $\phi_\ell^{(i)}$ is the ℓ th member of the orthonormal basis $\{\phi_\ell^{(i)}\}_{\ell=1}^{N_i}$ for $l_2(\mathcal{G}_i)$, $v_k^{(i)}$ are the vertices of \mathcal{G}_i and the weights $w_k^{(i)}$ are given by equation 6.

We give the algorithmic implementation of Theorem 3 in Algorithm 1, which provides a fast algorithm for HaarPooling at each layer.

Computational complexity With increasing graph size, the sparsity of the Haar basis matrix $\tilde{\Phi}_j$ becomes more pronounced (Li et al., 2019). This sparsity implies fast computation for HaarPooling. The computational complexity of HaarPooling is determined by the adjoint Haar transforms. In the first step of Algorithm 1, the total number of summations for all elements of Step 1 is no more than $\sum_{i=0}^{j-1} N_{i+1}$; In the second step, by the locality of the Haar basis, the total number of multiplication and summation operations is at most $2 \sum_{\ell=1}^{N_j} C = \mathcal{O}(N_j)$. Here C is the constant which bounds the number of different values of the Haar basis vector. Thus, the computational cost of Algorithm 1 is $\mathcal{O}(N_j)$.

We run an experiment to evaluate the CPU computational time of HaarPooling by Algorithm 1 against the direct matrix product. We use randomly generated graphs and features with size ranging from 2 to 5000. As show in Figure 5, the fast HaarPooling has computational cost nearly proportional to the number of nodes N , while the ordinary matrix product incurs a cost close to order $\mathcal{O}(N^3)$. These results are consistent with the computational complexity analysis given above.

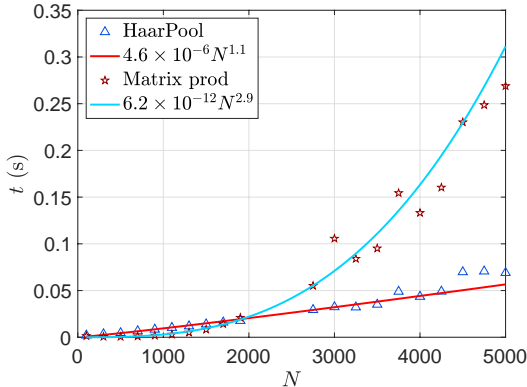


Figure 5: Comparison for fast computation and direct matrix product for HaarPooling for input feature array with up to 5000 nodes. The cost of HaarPooling has near linear computational complexity. The cost of direct matrix product grows at $\mathcal{O}(N^{2.9})$.

4 RELATED WORK

Graph pooling is a necessary step when building a GNN model for graph classification, as one needs a unified graph-level rather than node-level representation for graph inputs for which size and topology are changing. The most direct pooling method takes the global mean and sum of node representations obtained by the graph convolutional layer (Duvenaud et al., 2015) as a simple graph-level representation. However, this pooling operation treats all the nodes equally and ignores the global geometry of the graph data. ChebNet (Defferrard et al., 2016) uses the graph coarsening procedure to build the pooling module, which needs graph clustering algorithms to obtain subgraphs. One drawback of this topology-based strategy lies in that it does not reflect the graph node features in the pooling. Global pooling methods consider the information of node embeddings to obtain the entire graph representation. As a general framework for graph classification problems, MPNN (Gilmer et al., 2017) uses the Set2Set method (Vinyals et al., 2015) to obtain graph-level representations. Zhang et al. (2018a) proposed a SortPool method that sorts feature representation of nodes before feeding them into traditional 1-D convolutional and dense layers. But these global pooling techniques cannot guarantee hierarchical graph representations that may contain certain useful information in the graph structure. Recently, the prominent idea to build a differentiable and data-dependent pooling layer with learnable operations/parameters has brought a substantial improvement on graph classification tasks. Ying et al. (2018) proposed a differentiable pooling layer (DiffPool) that learns a cluster assignment matrix over the nodes using the output of a GNN model. One common problem about DiffPool method is its huge storage complexity brought about by the computation of the soft clustering assignments. Cangea et al. (2018); Gao & Ji (2019); Knyazev et al. (2019) used a Top-K pooling method that samples a subset of important nodes by employing a trainable projection vector. Lee et al. (2019) introduced Self-Attention Graph Pooling (SAGPool) by replacing the way of computing node scores in Top-K pooling by a GCN module. These hierarchical pooling methods technically still employ mean/max pooling procedures to aggregate the feature representation of super-nodes, which would lead to information loss.

There are also spectral-based pooling methods that take account of both the graph structure and its node features. Noutahi et al. (2019) proposed the Laplacian Pooling (LaPool) method that dynamically selects centroid nodes and their corresponding follower nodes by an attention mechanism that uses graph Laplacian. Ma et al. (2019a) introduced EigenPool by using local graph Fourier transform to extract subgraph information utilizing both node features and structure of the subgraph. Its potential drawback lies in the inherent bottleneck of computing Laplacian-based graph Fourier transform, that is, huge cost in the eigendecomposition of the graph Laplacian. This shortcoming partially motivates our present work.

5 EXPERIMENTS

Data sets To verify whether the proposed framework can hierarchically learn good graph representations for classification, we evaluate *HaarPooling* on five widely used benchmark data sets for graph classification (Kersting et al., 2016), including one protein graph data set **PROTEINS** (Borgwardt et al., 2005; Dobson & Doig, 2003); two mutagen data sets **MUTAG** (Debnath et al., 1991; Kriege & Mutzel, 2012) and **MUTAGEN** (Riesen & Bunke, 2008; Kazius et al., 2005) (full name Mutagenicity); and two data sets that consist of chemical compounds screened for activity against non-small cell lung cancer and ovarian cancer cell lines, **NCI1** and **NCI109** (Wale et al., 2008). We include data sets from different domains, sample and graph sizes to give a comprehensive understanding of how *HaarPooling* performs with data sets in various scenarios. A summary information of the data sets is given in Table 1, which shows the data sets containing graphs with different sizes and structures: the number of data samples ranges from 188 to 4,337, the average number of nodes is from 17.93 to 39.06 and the average number of edges is from 19.79 to 72.82.

Baselines and running environment We compare **HaarPool** with **SortPool** (Zhang et al., 2018a), **DiffPool** (Ying et al., 2018), **gPool** (Gao & Ji, 2019), **SAGPool** (Lee et al., 2019), **EigenPool** (Ma et al., 2019a), **CSM** (Kriege & Mutzel, 2012) and **GIN** (Xu et al., 2019) on the above data sets. The experiments use PyTorch Geometric¹ (Fey & Lenssen, 2019) and were run in Google Cloud using 4 Nvidia Telsa T4 with 2560 CUDA cores, compute 7.5, 16GB GDDR6 VRAM.

¹<https://pytorch-geometric.readthedocs.io/en/latest>.

Table 1: Summary statistics of the data sets used in our experiments

Data Set	MUTAG	PROTEINS	NCI1	NCI109	MUTAGEN
max #nodes	28	620	111	111	417
min #nodes	10	4	3	4	4
avg #nodes	17.93	39.06	29.87	29.68	30.32
avg #edges	19.79	72.82	32.30	32.13	30.77
#graphs	188	1,113	4,110	4,127	4,337
#classes	2	2	2	2	2

Training procedures In experiments, we use a GNN with at most 3 GCN (Kipf & Welling, 2017) convolutional layers plus one HaarPooling layer, followed by three fully connected layers. The hyperparameters of the network are adjusted case by case. We use spectral clustering, which exploits the eigenvalues of the graph Laplacian, to generate a chain with the number of layers given. Spectral clustering has shown good performance in coarsening a variety of data patterns and can handle isolated nodes.

We use random shuffling of the data set, which we split into training, validation, and test sets with proportions 80%, 10% and 10% respectively. We use the Adam optimizer (Kingma & Ba, 2015), early stopping criterion, patience. The specific values are provided in the appendix. The early stopping criterion was that the validation loss does not improve for 50 epochs, with a maximum of 150 epochs, as suggested by Shchur et al. (2018).

Results The classification test accuracy is reported in Table 2. GNNs with HaarPooling have excellent performance on all data sets. In 4 out of 5 datasets, it achieved top accuracy. This shows that HaarPooling with appropriate graph convolution, can achieve top performance on a variety of graph classification tasks, and in some cases improve state of the art by a few percent points.

Table 2: Performance comparison for graph classification tasks (test accuracy in %)

Method	MUTAG	PROTEINS	NCI1	NCI109	MUTAGEN
CSM	85.4	–	–	–	–
GIN	89.4	76.2	82.7	–	–
SortPool	85.8	75.5	74.4	72.3*	78.8*
DiffPool	–	76.3	76.0*	74.1*	80.6*
gPool	–	77.7	–	–	–
SAGPool	–	72.1	74.2	74.1	–
EigenPool	–	76.6	77.0	74.9	79.5
HaarPool	90.0	80.4	78.6	75.6	80.9

*’ means that the records are retrieved from EigenPool (Ma et al., 2019a), ‘–’ means that there is no public records for the corresponding method on the data set, and the bold number indicates the best performance in the list.

6 CONCLUSION

We introduced a new graph pooling method called HaarPooling. HaarPooling has a mathematically appealing formalism derived from compressive Haar transforms. Unlike existing pooling methods, HaarPooling takes into account both graph structure and features of the graph-structured input data to compute a coarsened representation. As an individual unit, HaarPooling can be applied in conjunction with any type of graph convolution in GNNs. We show in experiments that HaarPooling reaches state of the art in various benchmark graph classification tasks. Moreover, having only linear computational complexity in the size of the inputs, HaarPooling is a very fast pooling method.

AUTHOR CONTRIBUTIONS

The first four authors have the equal contribution to the paper.

ACKNOWLEDGMENTS

Yu Guang Wang acknowledges support from the Australian Research Council under Discovery Project DP180100506. Ming Li acknowledges support from the National Natural Science Foundation of China (No. 61802132 and 61877020). Guido Montúfar has received funding from the European Research Council (ERC) under the European Union’s Horizon 2020 research and innovation programme (grant agreement n° 757983). Xiaosheng Zhuang acknowledges support in part from Research Grants Council of Hong Kong (Project No. CityU 11301419) This material is based upon work supported by the National Science Foundation under Grant No. DMS-1439786 while Zheng Ma, Guido Montúfar and Yu Guang Wang were in residence at the Institute for Computational and Experimental Research in Mathematics in Providence, RI, during the Point configurations in Geometry, Physics and Computer Science program. Part of this research was performed while Guido Montúfar and Yu Guang Wang were at the Institute for Pure and Applied Mathematics (IPAM), which is supported by the National Science Foundation (Grant No. DMS-1440415).

REFERENCES

- Mihael Ankerst, Markus M Breunig, Hans-Peter Kriegel, and Jörg Sander. Optics: ordering points to identify the clustering structure. In *ACM Sigmod Record*, volume 28, pp. 49–60. ACM, 1999.
- Peter W Battaglia, Jessica B Hamrick, Victor Bapst, Alvaro Sanchez-Gonzalez, Vinicius Zambaldi, Mateusz Malinowski, Andrea Tacchetti, David Raposo, Adam Santoro, Ryan Faulkner, et al. Relational inductive biases, deep learning, and graph networks. *arXiv preprint arXiv:1806.01261*, 2018.
- Mikhail Belkin, Partha Niyogi, and Vikas Sindhwani. Manifold regularization: A geometric framework for learning from labeled and unlabeled examples. *Journal of Machine Learning Research*, 7(Nov):2399–2434, 2006.
- Karsten M Borgwardt, Cheng Soon Ong, Stefan Schönauer, SVN Vishwanathan, Alex J Smola, and Hans-Peter Kriegel. Protein function prediction via graph kernels. *Bioinformatics*, 21(suppl_1): i47–i56, 2005.
- Michael M Bronstein, Joan Bruna, Yann LeCun, Arthur Szlam, and Pierre Vandergheynst. Geometric deep learning: going beyond euclidean data. *IEEE Signal Processing Magazine*, 34(4):18–42, 2017.
- Cătălina Cangea, Petar Veličković, Nikola Jovanović, Thomas Kipf, and Pietro Liò. Towards sparse hierarchical graph classifiers. In *Workshop on Relational Representation Learning, NeurIPS*, 2018.
- C. K. Chui, H.N. Mhaskar, and X. Zhuang. Representation of functions on big data associated with directed graphs. *Applied and Computational Harmonic Analysis*, 44(1):165 – 188, 2018. ISSN 1063-5203. doi: <https://doi.org/10.1016/j.acha.2016.12.005>.
- C.K. Chui, F. Filbir, and H.N. Mhaskar. Representation of functions on big data: graphs and trees. *Applied and Computational Harmonic Analysis*, 38(3):489 – 509, 2015.
- Fan RK Chung and Fan Chung Graham. *Spectral graph theory*. American Mathematical Society, 1997.
- Ingrid Daubechies. *Ten lectures on wavelets*. SIAM, 1992.
- Asim Kumar Debnath, Rosa L. Lopez de Compadre, Gargi Debnath, Alan J. Shusterman, and Corwin Hansch. Structure-activity relationship of mutagenic aromatic and heteroaromatic nitro compounds. correlation with molecular orbital energies and hydrophobicity. *Journal of Medicinal Chemistry*, 34(2):786–797, 1991. doi: 10.1021/jm00106a046.

- Michaël Defferrard, Xavier Bresson, and Pierre Vandergheynst. Convolutional neural networks on graphs with fast localized spectral filtering. In *NIPS*, pp. 3844–3852, 2016.
- Paul D Dobson and Andrew J Doig. Distinguishing enzyme structures from non-enzymes without alignments. *Journal of Molecular Biology*, 330(4):771–783, 2003.
- David K Duvenaud, Dougal Maclaurin, Jorge Iparraguirre, Rafael Bombarell, Timothy Hirzel, Alán Aspuru-Guzik, and Ryan P Adams. Convolutional networks on graphs for learning molecular fingerprints. In *NIPS*, pp. 2224–2232, 2015.
- Martin Ester, Hans-Peter Kriegel, Jörg Sander, Xiaowei Xu, et al. A density-based algorithm for discovering clusters in large spatial databases with noise. In *KDD*, volume 96, pp. 226–231, 1996.
- Matthias Fey and Jan Eric Lenssen. Fast graph representation learning with pytorch geometric. In *Workshop on Representation Learning on Graphs and Manifolds, ICLR*, 2019.
- Hongyang Gao and Shuiwang Ji. Graph U-Nets. *ICML*, pp. 2083–2092, 2019.
- Matan Gavish, Boaz Nadler, and Ronald R Coifman. Multiscale wavelets on trees, graphs and high dimensional data: theory and applications to semi supervised learning. In *ICML*, pp. 367–374, 2010.
- Justin Gilmer, Samuel S Schoenholz, Patrick F Riley, Oriol Vinyals, and George E Dahl. Neural message passing for quantum chemistry. In *ICML*, pp. 1263–1272, 2017.
- Alfred Haar. Zur theorie der orthogonalen funktionensysteme. *Mathematische Annalen*, 69(3): 331–371, 1910.
- David K Hammond, Pierre Vandergheynst, and Rémi Gribonval. Wavelets on graphs via spectral graph theory. *Applied and Computational Harmonic Analysis*, 30(2):129–150, 2011.
- George Karypis and Vipin Kumar. A fast and high quality multilevel scheme for partitioning irregular graphs. *SIAM Journal on Scientific Computing*, 20(1):359–392, 1998.
- Jeroen Kazius, Ross McGuire, and Roberta Bursi. Derivation and validation of toxicophores for mutagenicity prediction. *Journal of Medicinal Chemistry*, 48(1):312–320, 2005.
- Kristian Kersting, Nils M. Kriege, Christopher Morris, Petra Mutzel, and Marion Neumann. Benchmark data sets for graph kernels, 2016. URL <http://graphkernels.cs.tu-dortmund.de>.
- Diederik P Kingma and Jimmy Ba. Adam: A method for stochastic optimization. In *ICLR*, 2015.
- Thomas N Kipf and Max Welling. Semi-supervised classification with graph convolutional networks. In *ICLR*, 2017.
- Boris Knyazev, Graham W Taylor, and Mohamed R Amer. Understanding attention in graph neural networks. In *Workshop on Representation Learning on Graphs and Manifolds, ICLR*, 2019.
- Nils Kriege and Petra Mutzel. Subgraph matching kernels for attributed graphs. In *ICML*, pp. 291–298, 2012.
- Junhyun Lee, Inyeop Lee, and Jaewoo Kang. Self-attention graph pooling. In *ICML*, pp. 3734–3743, 2019.
- Ming Li, Zheng Ma, Yu Guang Wang, and Xiaosheng Zhuang. Fast Haar transforms for graph neural networks. *arXiv preprint arXiv:1907.04786*, 2019.
- Yao Ma, Suhang Wang, Charu C. Aggarwal, and Jiliang Tang. Graph convolutional networks with EigenPooling. In *KDD*, pp. 723–731, 2019a.
- Zheng Ma, Ming Li, and Yu Guang Wang. PAN: Path integral based convolution for deep graph neural networks. In *Workshop on Learning and Reasoning with Graph-Structured Representation, ICML*, 2019b.

- Emmanuel Noutahi, Dominique Beani, Julien Horwood, and Prudencio Tossou. Towards interpretable sparse graph representation learning with Laplacian pooling. *arXiv preprint arXiv:1905.11577*, 2019.
- M. K. Pakhira. A linear time-complexity k-means algorithm using cluster shifting. In *2014 International Conference on Computational Intelligence and Communication Networks*, pp. 1047–1051, 2014. doi: 10.1109/CICN.2014.220.
- Kaspar Riesen and Horst Bunke. IAM graph database repository for graph based pattern recognition and machine learning. In *Joint IAPR International Workshops on Statistical Techniques in Pattern Recognition (SPR) and Structural and Syntactic Pattern Recognition (SSPR)*, pp. 287–297. Springer, 2008.
- Oleksandr Shchur, Maximilian Mumme, Aleksandar Bojchevski, and Stephan Günnemann. Pitfalls of graph neural network evaluation. In *Workshop on Relational Representation Learning, NeurIPS*, 2018.
- Jianbo Shi and Jitendra Malik. Normalized cuts and image segmentation. *Departmental Papers (CIS)*, pp. 107, 2000.
- Oriol Vinyals, Samy Bengio, and Manjunath Kudlur. Order matters: Sequence to sequence for sets. In *ICLR*, 2015.
- Nikil Wale, Ian A Watson, and George Karypis. Comparison of descriptor spaces for chemical compound retrieval and classification. *Knowledge and Information Systems*, 14(3):347–375, 2008.
- Yu Guang Wang and Xiaosheng Zhuang. Tight framelets and fast framelet filter bank transforms on manifolds. *Applied and Computational Harmonic Analysis*, 2018. doi: 10.1016/j.acha.2018.02.001.
- Yu Guang Wang and Xiaosheng Zhuang. Tight framelets on graphs for multiscale analysis. In *Wavelets and Sparsity XVIII, SPIE Proc.*, pp. 11138–11, 2019.
- Zonghan Wu, Shirui Pan, Fengwen Chen, Guodong Long, Chengqi Zhang, and Philip S Yu. A comprehensive survey on graph neural networks. *arXiv preprint arXiv:1901.00596*, 2019.
- Keyulu Xu, Weihua Hu, Jure Leskovec, and Stefanie Jegelka. How powerful are graph neural networks? In *ICLR*, 2019.
- Zhitao Ying, Jiaxuan You, Christopher Morris, Xiang Ren, Will Hamilton, and Jure Leskovec. Hierarchical graph representation learning with differentiable pooling. In *NeurIPS*, pp. 4800–4810, 2018.
- Muhan Zhang, Zhicheng Cui, Marion Neumann, and Yixin Chen. An end-to-end deep learning architecture for graph classification. In *Thirty-Second AAAI Conference on Artificial Intelligence*, 2018a.
- Ziwei Zhang, Peng Cui, and Wenwu Zhu. Deep learning on graphs: A survey. *arXiv preprint arXiv:1812.04202*, 2018b.
- Jie Zhou, Ganqu Cui, Zhengyan Zhang, Cheng Yang, Zhiyuan Liu, and Maosong Sun. Graph neural networks: A review of methods and applications. *arXiv preprint arXiv:1812.08434*, 2018.

A GRAPH CLASSIFICATION

Graph classification This task is to categorize graph-structured data into several classes. The training set consists of M pairs of samples $((x_i, \mathcal{G}_i), y_i)$, $i = 1, \dots, M$. For the i th sample, $\mathcal{G}_i = (V_i, E_i, W_i)$ is a graph with vertex set V_i of size $|V_i| = N_i$ (also called nodes), and edge set E_i with weights W_i . The feature $x_i \in \mathbb{R}^{N_i \times d}$ is an array of d features per vertex, i.e., an \mathbb{R}^d -valued function over V_i . The label y_i is an integer from a finite set indicating which class the input sample (x_i, \mathcal{G}_i) lies in. The number of nodes N_i and the graph structure E_i, W_i usually vary over the different input samples.

Graph neural networks Deep graph neural networks (GNNs) are designed to work with graph-structured inputs of the form (x_i, \mathcal{G}_i) described above. A GNN is typically composed of multiple *graph convolution* layers, *graph pooling* layers, and fully connected layers. A (graph) convolutional layer extracts an array of features from the previous array. It changes the dimension d of the feature array but does not change the number of nodes N_i . Since the number of nodes of different inputs is variable, the number of nodes of the corresponding outputs is also variable. This raises new challenges in comparison with traditional image classification tasks, where the local structure connecting pixels is always fixed (even if the number of pixels might be variable).

Graph pooling In GNNs, one uses graph pooling to reduce the first dimension N of the feature arrays, and more importantly, to obtain outputs of uniform dimension (commonly followed by fully connected layers). A general architecture uses a cascade of convolutional and pooling layers. Figure 2 illustrates such an architecture with three blocks of graph convolutional and pooling layers, followed by a multi-layer perceptron (MLP) with three fully connected layers. In practice, each block can include several convolutional layers but use only one pooling layer at most. The exact architecture of GNNs with combined convolutional and pooling layers is mainly dependent upon the particular problem and the data set and is designed case by case.

B CONSTRUCTION OF HAAR BASIS

Construction of Haar basis. With a chain of the graph, one can generate a Haar basis for $l_2(\mathcal{G})$ following Chui et al. (2015), see also Gavish et al. (2010). We show the construction of Haar basis on \mathcal{G} , as follows.

Step 1. Let $\mathcal{G}^{\text{cg}} = (V^{\text{cg}}, E^{\text{cg}}, w^{\text{cg}})$ be a coarse-grained graph of $\mathcal{G} = (V, E, w)$ with $N^{\text{cg}} := |V^{\text{cg}}|$. Each vertex $v^{\text{cg}} \in V^{\text{cg}}$ is a cluster $v^{\text{cg}} = \{v \in V \mid v \text{ has parent } v^{\text{cg}}\}$ of \mathcal{G} . Order V^{cg} , e.g., by degrees of vertices or weights of vertices, as $V^{\text{cg}} = \{v_1^{\text{cg}}, \dots, v_{N^{\text{cg}}}^{\text{cg}}\}$. We define N^{cg} vectors ϕ_ℓ^{cg} on \mathcal{G}^{cg} by

$$\phi_1^{\text{cg}}(v^{\text{cg}}) := \frac{1}{\sqrt{N^{\text{cg}}}}, \quad v^{\text{cg}} \in V^{\text{cg}}, \quad (10)$$

and for $\ell = 2, \dots, N^{\text{cg}}$,

$$\phi_\ell^{\text{cg}} := \sqrt{\frac{N^{\text{cg}} - \ell + 1}{N^{\text{cg}} - \ell + 2}} \left(\chi_{\ell-1}^{\text{cg}} - \frac{\sum_{j=\ell}^{N^{\text{cg}}} \chi_j^{\text{cg}}}{N^{\text{cg}} - \ell + 1} \right), \quad (11)$$

where χ_j^{cg} is the indicator function for the j th vertex $v_j^{\text{cg}} \in V^{\text{cg}}$ on \mathcal{G} given by

$$\chi_j^{\text{cg}}(v^{\text{cg}}) := \begin{cases} 1, & v^{\text{cg}} = v_j^{\text{cg}}, \\ 0, & v^{\text{cg}} \in V^{\text{cg}} \setminus \{v_j^{\text{cg}}\}. \end{cases}$$

Then, one can show that $\{\phi_\ell^{\text{cg}}\}_{\ell=1}^{N^{\text{cg}}}$ forms an orthonormal basis for $l_2(\mathcal{G}^{\text{cg}})$.

Note that each $v \in V$ belongs to exactly one cluster $v^{\text{cg}} \in V^{\text{cg}}$. In view of this, for each $\ell = 1, \dots, N^{\text{cg}}$, we can extend the vector ϕ_ℓ^{cg} on \mathcal{G}^{cg} to a vector $\phi_{\ell,1}$ on \mathcal{G} by

$$\phi_{\ell,1}(v) := \frac{\phi_\ell^{\text{cg}}(v^{\text{cg}})}{\sqrt{|v^{\text{cg}}|}}, \quad v \in v^{\text{cg}},$$

here $|v^{\text{cg}}| := k_\ell$ is the size of the cluster v^{cg} , i.e., the number of vertices in \mathcal{G} whose common parent is v^{cg} . We order the cluster v_ℓ^{cg} , e.g., by degrees of vertices, as

$$v_\ell^{\text{cg}} = \{v_{\ell,1}, \dots, v_{\ell,k_\ell}\} \subseteq V.$$

For $k = 2, \dots, k_\ell$, similar to equation 11, define

$$\phi_{\ell,k} = \sqrt{\frac{k_\ell - k + 1}{k_\ell - k + 2}} \left(\chi_{\ell,k-1} - \frac{\sum_{j=k}^{k_\ell} \chi_{\ell,j}}{k_\ell - k + 1} \right).$$

where for $j = 1, \dots, k_\ell$, $\chi_{\ell,j}$ is given by

$$\chi_{\ell,j}(v) := \begin{cases} 1, & v = v_{\ell,j}, \\ 0, & v \in V \setminus \{v_{\ell,j}\}. \end{cases}$$

One can show that the resulting $\{\phi_{\ell,k} : \ell = 1, \dots, N^{\text{cg}}, k = 1, \dots, k_\ell\}$ is an orthonormal basis for $l_2(\mathcal{G})$.

Step 2. Let $\mathcal{G}_{0 \rightarrow J}$ be a coarse-grained chain for the graph \mathcal{G} . An orthonormal basis $\{\phi_\ell^{(J)}\}_{\ell=1}^{N_J}$ for $l_2(\mathcal{G}_J)$ is generated using equation 10 and equation 11. We then repeatedly use Step 1: for $j = 0, \dots, J - 1$, we generate an orthonormal basis $\{\phi_\ell^{(j)}\}_{\ell=1}^{N_j}$ for $l_2(\mathcal{G}_j)$ from the orthonormal basis $\{\phi_\ell^{(j+1)}\}_{\ell=1}^{N_{j+1}}$ for the coarse-grained graph \mathcal{G}_{j+1} that was derived in the previous steps. We call the sequence $\{\phi_\ell := \phi_\ell^{(0)}\}_{\ell=1}^{N_0}$ of vectors at the finest level, the *Haar global orthonormal basis* or simply the *Haar basis* for \mathcal{G} associated with the chain $\mathcal{G}_{0 \rightarrow J}$. The orthonormal basis $\{\phi_\ell^{(j)}\}_{\ell=1}^{N_j}$ for $l_2(\mathcal{G}_j)$, $j = 1, \dots, J$ is called the *associated (orthonormal) basis* for the Haar basis $\{\phi_\ell\}_{\ell=1}^N$.

Besides the orthogonality, the Haar basis has the locality which is critical to the fast computation of HaarPooling.

C PROOF

Proof of Theorem 3. By the relation between $\phi_\ell^{(i)}$ and $\phi_\ell^{(j)}$, for $i = j + 1, \dots, K$ and $\ell = 1, \dots, N_{j+1}$,

$$\begin{aligned}
(\Phi_j^T X)_\ell &= \sum_{k=1}^{N_j} X(v_k^{(j)}) \phi_\ell^{(j)}(v_k^{(j)}) \\
&= \sum_{k'=1}^{N_{j+1}} \left(\sum_{v_k^{(j)} \in v_{k'}^{(j+1)}} X(v_k^{(j)}) \right) w_{k'}^{(j+1)} \phi_\ell^{(j+1)}(v_{k'}^{(j+1)}) \\
&= \sum_{k'=1}^{N_{j+1}} \mathcal{S}^{(j+1)}(X, v_{k'}^{(j+1)}) w_{k'}^{(j+1)} \phi_\ell^{(j+1)}(v_{k'}^{(j+1)}) \\
&= \sum_{k''=1}^{N_{j+2}} \left(\sum_{v_{k'}^{(j+1)} \in v_{k''}^{(j+2)}} \mathcal{S}^{(j+1)}(X, v_{k'}^{(j+1)}) w_{k'}^{(j+1)} \right) w_{k''}^{(j+2)} \phi_\ell^{(j+2)}(v_{k''}^{(j+2)}) \\
&= \sum_{k''=1}^{N_{j+2}} \mathcal{S}^{(j+2)}(X, v_{k''}^{(j+2)}) w_{k''}^{(j+2)} \phi_\ell^{(j+2)}(v_{k''}^{(j+2)}) \\
&\dots\dots \\
&= \sum_{k=1}^{N_i} \mathcal{S}^{(i)}(X, v_k^{(i)}) w_k^{(i)} \phi_\ell^{(i)}(v_k^{(i)}),
\end{aligned}$$

where $v_{k'}^{(j+1)}$ is the parent of $v_k^{(j)}$ and $v_{k''}^{(j+2)}$ is the parent of $v_{k'}^{(j+1)}$, and we recursively compute the summation to obtain the last equality, thus completing the proof. \square

D EXPERIMENTAL SETTING

The architecture of GNN is identified by the layer type and the number of hidden nodes at each layer. For example, we denote 3GC256-HP-2FC256-FC128 to represent a GNN architecture with 3 GCNConv layers each with 256 hidden nodes plus one HaarPooling layer followed by 2 fully connected layers each with 256 hidden nodes and 1 fully connected layer with 128 hidden nodes. The architecture for each data set is shown by Table 3.

The hyperparameters include batch size; learning rate, weight decay rate (these two for optimization); maximum number of epochs; patience for early stopping. The choice of hyperparameters in each data set is shown in Table 4.

Table 3: Network architecture

Data Set	Layers and #Hidden Nodes
MUTAG	GC60-HP-FC60-FC180-FC60
PROTEINS	2GC128-HP-2GC128-HP-2GC128-HP-GC128-2FC128-FC64
NCI1	2GC256-HP-FC256-FC1024-FC2048
NCI109	3GC256-HP-2FC256-FC128
MUTAGEN	3GC256-HP-2FC256-FC128

Table 4: Hyperparameter setting

Data Set	MUTAG	PROTEINS	NCI1	NCI109	MUTAGEN
batch size	60	50	100	100	100
max #epochs	30	20	150	150	50
early stopping	15	20	50	50	50
learning rate	0.01	0.001	0.001	0.01	0.01
weight decay	0.0005	0.0005	0.0005	0.0001	0.0005