

Cross-Lingual Natural Language Generation via Pre-Training

Zewen Chi^{†*}, Li Dong[‡], Furu Wei[‡], Wenhui Wang[‡], Xian-Ling Mao[†], Heyan Huang[†]

[†]Beijing Institute of Technology

[‡]Microsoft Research

{czw,maoxl,hhy63}@bit.edu.cn

{lidong1,fuwei,Wenhui.Wang}@microsoft.com

Abstract

In this work we focus on transferring supervision signals of natural language generation (NLG) tasks between multiple languages. We propose to pretrain the encoder and decoder of a sequence-to-sequence model under both monolingual and cross-lingual settings. The pre-training objective encourages the model to represent different languages in the shared space, so that we can conduct zero-shot cross-lingual transfer. After the pre-training procedure, we use monolingual data to fine-tune the pre-trained model on downstream NLG tasks. Then the sequence-to-sequence model trained in a single language can be directly evaluated beyond that language (i.e., accepting multi-lingual input and producing multi-lingual output). Experimental results¹ on question generation and abstractive summarization show that our model outperforms the machine-translation-based pipeline methods for zero-shot cross-lingual generation. Moreover, cross-lingual transfer improves NLG performance of low-resource languages by leveraging rich-resource language data.

1 Introduction

Learning natural language generation (NLG) models heavily relies on annotated training data. However, most available datasets are collected in a single language (typically English), which restricts deploying the applications to other languages. In this work, we aim at transferring the supervision of a monolingual NLG dataset to unseen languages, so that we can boost performance for the low-resource settings.

^{*}Contribution during internship at Microsoft Research.

¹Our implementation and data are available at <https://github.com/CZWin32768/xnlg>.

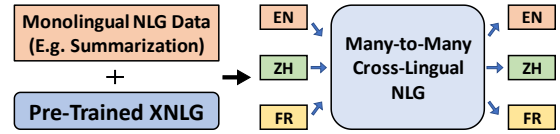


Figure 1: We use a monolingual (such as English) NLG dataset to fine-tune the pre-trained model XNLG, and then evaluate it beyond the language for both source and target sides (e.g., Chinese, and French).

Various methods have been proposed over the years to learn universal cross-lingual word embeddings (Mikolov et al., 2013; Xing et al., 2015; Conneau et al., 2017) or sentence encoders (Johnson et al., 2017; Conneau et al., 2018; Lample and Conneau, 2019), which tries to encode multilingual texts into a single shared vector space. Despite achieving promising results on cross-lingual classification problems, cross-lingual pre-trained models purposed for NLG tasks remains relatively understudied.

The cross-lingual generation problem is challenging due to the following reasons. First, it requires the models to understand multilingual input texts, and generate multilingual target sequences. So both encoder and decoder should be pre-trained together. Second, the many-to-many nature of cross-lingual NLG increases language pairs with the square of the number of languages. Third, the prediction space of cross-lingual NLG is much larger than classification tasks, which makes the knowledge transfer of decoders quite critical.

Previous work mainly relies on machine translation (MT) systems to map texts to different languages. The first strand of research directly uses MT in a pipeline manner (Wan et al., 2010). For example, the input written in other languages is

first translated to English, and fed into the NLG model that is trained by English data. Then the generated English text is translated back to the target language. Another strand of work employs MT to generate pseudo training data for other language pairs that are lack of annotations (Shen et al., 2018; Duan et al., 2019). However, such methods have to use multiple MT systems, which renders them suffering from error propagation. Moreover, because the pipeline-based methods do not explicitly share the same parameter space across the languages, we can not directly transfer the task-specific supervision to other low-resource languages.

In this paper, we propose a cross-lingual pre-trained model (named as XNLG) in order to transfer monolingual NLG supervision to other pre-trained languages by fine-tuning. Specifically, XNLG shares the same sequence-to-sequence model across languages, and is pre-trained with both monolingual and cross-lingual objectives. The model not only learns to understand multilingual input, but also is able to generate specific languages by conditioning on the encoded semantics. Figure 1 demonstrates how to use XNLG to perform cross-lingual transfer for downstream tasks. The proposed model enables us to fine-tune the pre-trained model on monolingual NLG training data, and then evaluate it beyond a single language, including zero-shot cross-lingual generation. Besides, we explore several fine-tuning strategies to make a compromise between cross-lingual ability and task ability. In addition, we introduce two cross-lingual NLG datasets (i.e., question generation, and abstractive summarization) for evaluation, which includes three languages, namely English, Chinese, and French. Experimental results on the NLG tasks show that XNLG achieves competitive performance compared with the machine-translation-based pipeline model in zero-shot cross-lingual settings.

2 Related Work

Cross-Lingual NLG Several previous methods have been proposed for cross-lingual abstractive summarization. Shen et al. (2018) and Duan et al. (2019) use translated documents or summaries as pseudo training data. Junnan et al. (2019) incorporate monolingual summarization and machine translation in the training procedure to improve cross-lingual summarization.

However, the systems only conduct experiments that generate summaries with different languages from the input language, rather than transferring supervision signals across all language pairs. Kumar et al. (2019) introduce a cross-lingual model for question generation, which uses training data annotated in multiple languages to jointly train a sequence-to-sequence model. In contrast, our method can also be applied to zero-shot settings across languages.

Monolingual Pre-Training Various training objectives are designed to pretrain text encoders used for general-purpose language representations, such as language modeling (Peters et al., 2018; Radford et al., 2018; Devlin et al., 2019; Joshi et al., 2019; Yang et al., 2019), auto-encoding (Liang et al., 2019), and machine translation (McCann et al., 2017). Apart from pre-training encoders, several pre-trained models (Song et al., 2019; Dong et al., 2019) are proposed for generation tasks. In comparison, our goal is to investigate a pre-training method for cross-lingual NLG tasks.

Cross-Lingual Pre-Training Cross-lingual pre-training aims at building universal cross-lingual encoders that can encode multilingual sentences to a shared embedding space. Artetxe and Schwenk (2018) use the sequence encoder of the multilingual translation model (Johnson et al., 2017) to produce cross-lingual sentence embeddings. However, as shown in the experiments (Section 4), it is difficult to control the target language by directly fine-tuning the pre-trained translation model on downstream NLG tasks. Conneau et al. (2018) propose an alignment loss function to encourage parallel sentences to have similar representations. By pre-training BERT (Devlin et al., 2019) on corpora of multiple languages, it shows a surprising ability to produce cross-lingual representations (Wu and Dredze, 2019). More recently, Lample and Conneau (2019) extend mask language modeling pre-training to cross-lingual settings, which shows significant improvements on cross-lingual text classification and unsupervised machine translation. By comparison, we pretrain both encoder and decoder for cross-lingual generation tasks, rather than only focusing on encoder.

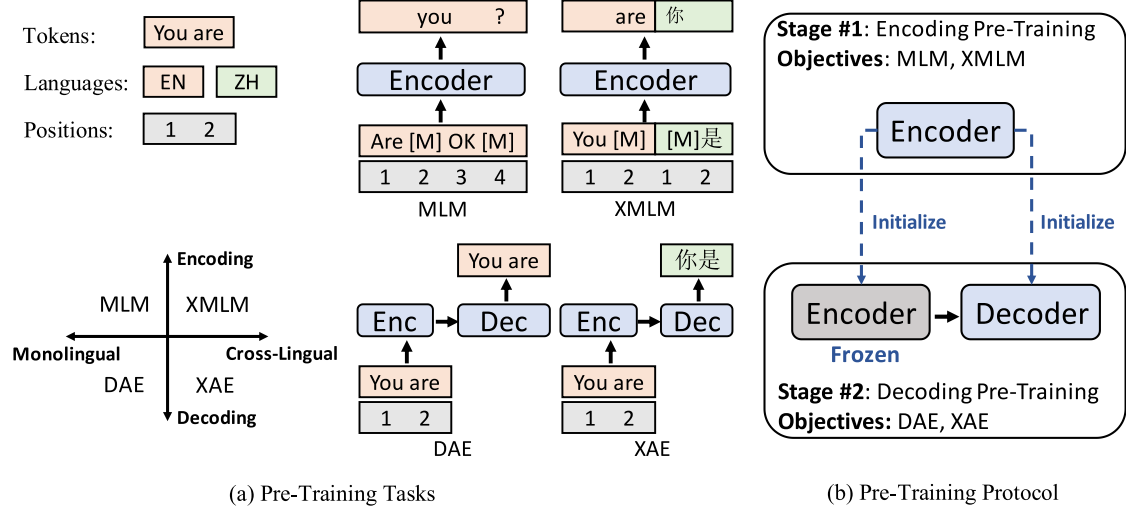


Figure 2: Overview of the pre-training tasks and the pre-training protocol designed for XNLG.

3 Methods

XNLG is a pre-trained sequence-to-sequence model, which is based on Transformer (Vaswani et al., 2017). Both the encoder and the decoder are supposed to support multiple languages. Following (Lample and Conneau, 2019), we use language tag embeddings to distinguish the source and target languages. Given a sentence and its corresponding language tag, XNLG encodes the input into vector representations. By conditioning on the encoding vectors and a specific language tag, the decoder generates the output sequence in the target language. Figure 2 illustrates the pre-training objectives and the pre-training protocol designed for XNLG.

3.1 Pre-Training Tasks

Monolingual MLM The masked language modeling (MLM) (Devlin et al., 2019) task, also known as the Cloze task (Taylor, 1953), aims at predicting the randomly masked words according to their context. The objective pretrains the bidirectional encoder to obtain contextual representations. Following (Devlin et al., 2019), we randomly mask 15% of the tokens in a monolingual sentence. For each masked token, we substitute it with a special token [M], a random token, or the unchanged token with a probability of 0.8, 0.1, and 0.1, respectively. Let x denote a sentence from the monolingual training corpus, and M_x the set of randomly masked positions.

The monolingual MLM loss is defined as:

$$\mathcal{L}_{\text{MLM}}^{(x)} = - \sum_{i \in M_x} \log p(x_i | x_{\setminus M_x}) \quad (1)$$

where $x_{\setminus M_x}$ is the masked version of input x . Notice that language tags are fed into the model for all pre-training tasks.

Denoising Auto-Encoding (DAE) We use the denoising auto-encoding (DAE) objective (Vincent et al., 2008) to pretrain the encoder-decoder attention mechanism. Given sentence x from the monolingual corpus, we use three types of noise to obtain the randomly perturbed text \hat{x} . First, the word order is locally shuffled. Second, we randomly drop tokens of the sentence with a probability of 0.1. Third, we substitute tokens with the special padding token [P] with a probability of 0.1. The pre-training objective is to recover the original sentence x by conditioning on \hat{x} . The DAE loss is computed via:

$$\mathcal{L}_{\text{DAE}}^{(x)} = - \log p(x | \hat{x}) = - \sum_{i=1}^{|x|} \log p(x_i | \hat{x}, x_{<i})$$

where $x_{<i}$ represents the tokens of previous time steps x_1, \dots, x_{i-1} .

Cross-Lingual MLM (XMLM) Similar to monolingual MLM, the masked token prediction task can be extended to cross-lingual settings (Lample and Conneau, 2019). To be specific, given a parallel corpus, we concatenate the pair of bilingual sentences (x, y) to a whole sequence, and use it as the input of MLM. The language tags are also fed into the model to indicate

the languages of tokens. During training, we adopt the same masking strategy as monolingual MLM. Apart from using monolingual context to predict the masked tokens, XMLM encourages the model to utilize the alignment of bilingual sentences, so that the model learns to map cross-lingual texts into a shared vector space. Similar to Equation (1), the cross-lingual MLM loss is:

$$\mathcal{L}_{\text{XMLM}}^{(x,y)} = - \sum_{i \in M_x} \log p(x_i | x_{\setminus M_x}, y_{\setminus M_y}) \quad (2)$$

$$- \sum_{i \in M_y} \log p(y_i | x_{\setminus M_x}, y_{\setminus M_y}) \quad (3)$$

where M_x, M_y represent the masked positions of x and y , respectively.

Cross-Lingual Auto-Encoding (XAE) If only DAE is used as the pre-training task for the decoder, we found that the model ignores the target language tag while generating just the same language as the input, caused by the spurious correlation issue (Gu et al., 2019). In other words, the DAE loss captures the spurious correlation between the source language tag and the target sentences, but we expect the language of generated sentences can be controlled by the target language tag. To solve the above problem, we use machine translation as the cross-lingual auto-encoding (XAE) task, which decreases mutual information between the target sentences and the source language tag. XAE can be viewed as the multilingual-version DAE task in the sense that both of them recover the sentence by conditioning on the encoded representations. The cross-lingual auto-encoding loss is defined as:

$$\mathcal{L}_{\text{XAE}}^{(x,y)} = -\log p(y|x) - \log p(x|y) \quad (4)$$

where (x, y) is a pair of sentences in the parallel corpus.

3.2 Pre-Training Protocol

As shown in Figure 2(b), we propose a two-stage pre-training protocol for XNLG. The first stage pretrains the encoding components, where the model learns to encode multilingual sentences to a shared embedding space. We consider using MLM and XMLM as the pre-training tasks. The objective of the first stage is to minimize:

$$\mathcal{L}_1 = \sum_{(x,y) \in \mathcal{D}_p} \mathcal{L}_{\text{XMLM}}^{(x,y)} + \sum_{x \in \mathcal{D}_m} \mathcal{L}_{\text{MLM}}^{(x)} \quad (5)$$

where \mathcal{D}_p indicates the parallel corpus, and \mathcal{D}_m is the monolingual corpus.

Although the pre-trained encoder in the first stage enables the model to encode multilingual sentences. However, it cannot directly be used in cross-lingual NLG because: 1) encoder-decoder attention is not pre-trained; 2) the decoding algorithm is different between masked language modeling and autoregressive decoding, resulting in the mismatch between pre-training and fine-tuning. Therefore, we conduct decoding pre-training in the second stage by using DAE and XAE as the tasks. Besides, we only update decoder parameters and keep the encoder fixed. The objective of the second stage is to minimize:

$$\mathcal{L}_2 = \sum_{(x,y) \in \mathcal{D}_p} \mathcal{L}_{\text{XAE}}^{(x,y)} + \sum_{x \in \mathcal{D}_m} \mathcal{L}_{\text{DAE}}^{(x)} \quad (6)$$

3.3 Fine-Tuning on Downstream NLG Tasks

In the fine-tuning procedure, let us assume that we only have English training data for downstream NLG tasks. According to whether the target language is English, the directions of NLG can be categorized into two classes: any languages to non-English languages (Any-to-Others), and any languages to English (Any-to-English).

Fine-Tuning for Any-to-Others NLG Ideally, the model can be fine-tuned towards a new task without losing its cross-lingual ability. However, we observe the catastrophic forgetting phenomenon of target language controllability, if we fine-tune all the model parameters for Any-to-Others NLG. So we keep the decoder and word embeddings frozen and only update the encoder parameters during fine-tuning. In practice, we found that the proposed fine-tuning method prevents the model from only decoding English words for the Any-to-Others setting.

Fine-Tuning for Any-to-English NLG For the Any-to-English NLG transfer, the decoder always generates English. So we can freeze the encoder parameters, and update the decoder parameters to retain the cross-lingual ability. As an alternative way, we can also fine-tune all the parameters to obtain the best results on the English dataset while having a slight drop in performance.

4 Experiments

We conduct experiments over two cross-lingual NLG downstream tasks, including cross-lingual

Data	Models	BL-4	MTR	RG-L
En-QG	COREFNQG†	15.16	19.12	-
	MP-GSN	16.38	20.25	44.48
	XLM	16.94	21.87	46.45
	XNLG	19.99	24.05	48.74
Zh-QG	XLM	23.41	23.32	47.40
	XNLG	24.89	24.53	49.72

Table 1: Evaluation results of monolingual supervised question generation for English and Chinese. BL is short for BLEU, MTR for METEOR, and RG for ROUGE. The results with “†” are reported on different data splits.

Models	BL-4	MTR	RG-L
XLM	0.25	0.62	2.56
PIPELINE (XLM)	4.42	9.59	21.22
w/ Google Translator	9.95	14.92	29.37
XNLG	16.37	18.74	34.93

Table 2: Evaluation results of zero-shot Chinese-Chinese question generation. Same shorthands apply as in Table 1.

question generation and cross-lingual abstractive summarization, and compare our model with the current state-of-the-art cross-lingual pre-trained model and machine-translation-based pipelines. Moreover, we present some examples generated by the fine-tuned XNLG as a case study.

4.1 Training Details

Pre-Training In the following experiments, we use a pre-trained XNLG with a 10-layer encoder and a 6-layer decoder. For every Transformer layer, we use 1024 hidden units, 8 attention heads, GELU activations (Hendrycks and Gimpel, 2016) and a dropout rate of 0.1. At the encoding pre-training stage, we directly use the 15-language pre-trained XLM (Lample and Conneau, 2019) as the parameters of our encoder and decoder. At the decoding pre-training stage, we use the Wikipedia dumps as the monolingual data for the DAE objective and MultiUN (Ziems et al., 2016) as the parallel data for the XAE objective. The DAE loss is trained with a weight of 0.5. We train a two-language and a three-language XNLG for the two downstream NLG tasks, respectively. Following (Lample and Conneau, 2019), we use the tokenizer provided by (Chang et al., 2008) for Chinese, and Moses² for other languages, respectively. Then the words in all languages are

²<https://github.com/moses-smt/mosesdecoder>

Models	Rel	Flu	Corr
XLM	0	0	0
PIPELINE (XLM)	0.50	0.80	0.03
w/ Google Translator	1.31	1.43*	0.69
XNLG	1.68*	1.29	0.89*

Table 3: Human evaluation results of zero-shot Chinese-Chinese question generation. Rel is short for relatedness, Flu for fluency, and Corr for correctness. “*” indicates the improvements are significant at $p < 0.05$.

Models	Rel	Flu	Corr
XLM	0	0	0
PIPELINE (XLM)	0.87	0.86	0.28
XNLG	1.09*	0.95	0.53*

Table 4: Human evaluation results of zero-shot English-Chinese question generation. “*” indicates the improvements are significant at $p < 0.05$. Same shorthands apply as in Table 3.

split with a shared subword vocabulary learned by BPE (Sennrich et al., 2015). We use Adam optimizer with a linear warm-up over the first 4,000 steps and linear decay for later steps, and the learning rate is set to 10^{-4} . We train our model with batch size of 64, and the sequence length is set to 256 for each batch. It takes about 30 hours to run 23,000 steps for the pre-training procedure by using 4 Nvidia Tesla V100 16GB GPU.

Fine-Tuning For fine-tuning on downstream NLG tasks, we use Adam optimizer with a learning rate of 5×10^{-6} . We set the batch size as 16 and 32 for question generation and abstractive summarization, respectively. When the target language is the same as the language of training data, we fine-tune all parameters. When the target language is different from the language of training data, we fine-tune the Transformer layers of the encoder. We truncate the input sentences to the first 256 tokens. During decoding, we use beam search with beam size of 3, and limit the length of the target sequence to 80 tokens.

4.2 Question Generation

We evaluate our model on the zero-shot cross-lingual answer-aware question generation task. The goal of question generation (QG) is to generate a question that asks towards the answer with the given passage and the expected answer. In the following experiments, we extend the QG task to the cross-lingual setting, i.e., by only using En-

Models	Rel	Flu	Corr
XLM	1.00	1.20	0.40
PIPELINE (XLM)	0.85	0.98	0.28
XNLG	1.24*	1.47*	0.76*

Table 5: Human evaluation results of zero-shot Chinese-English question generation. “*” indicates the improvements are significant at $p < 0.05$. Same shorthands apply as in Table 3.

Data	Models	RG-1	RG-2	RG-L
En-AS	XLM	48.15	26.35	45.04
	XNLG	48.76	26.82	45.57
Fr-AS	XLM	56.27	39.20	52.84
	XNLG	57.84	40.81	54.24
Zh-AS	XLM	55.30	42.57	52.95
	XNLG	57.65	44.93	54.95

Table 6: Evaluation results of monolingual supervised abstractive summarization. Same shorthands apply as in Table 1.

glish QG training data, our goal is to generate questions in English or Chinese with the given passage-answer pair in English or Chinese.

We use SQuAD 1.1 (Rajpurkar et al., 2016) as the English QG dataset. It is a popular English question answering dataset containing over 100,000 questions and their corresponding annotated passages. Following previous works on QG (Zhao et al., 2018), we regard the provided development set as the test set. For Chinese QG, we use the test set of WebQA (Li et al., 2016) dataset as the test set, and we regard the provided annotated evidence sentences as the input passages instead of entire documents. We sample 5000 data from the training data of the two datasets as development sets. To construct the input sequence, we view the whole input passage as a single sentence, and concatenate the passage and the answer into one sequence with an end-of-sentence token [S] between them. During decoding Chinese, we utilize a subset of vocabulary, which is obtained from the passage sentences of the WebQA dataset.

English-English Question Generation We first conduct experiments on the supervised English-English QG task. We compare our model to the following baselines:

- **COREFNQG** (Du and Cardie, 2018) A sequence-to-sequence model with attention mechanism and a feature-rich encoder.

Models	RG-1	RG-2	RG-L
XLM	14.53	1.80	13.43
PIPELINE (XLM)	30.58	12.01	27.44
w/ Google Translator	38.48	18.86	34.98
XNLG	39.98	20.31	36.31

Table 7: Evaluation results of zero-shot French abstractive summarization. Same shorthands apply as in Table 1.

Models	RG-1	RG-2	RG-L
XLM	0.71	0.28	0.70
PIPELINE (XLM)	26.39	13.11	23.98
w/ Google Translator	36.96	22.03	33.99
XNLG	41.66	28.70	38.91

Table 8: Evaluation results of zero-shot Chinese abstractive summarization. Same shorthands apply as in Table 1.

- **MP-GSN** (Zhao et al., 2018) A sequence-to-sequence model with gated self-attention and maxout pointer mechanism.
- **XLM** (Lample and Conneau, 2019) The current state-of-the-art cross-lingual pre-training model. We initialize the Transformer with the pre-trained XLM.

We evaluate models with the widely used BLEU-4 (BL-4), ROUGE (RG) and METEOR (MTR) metrics. As shown in Table 1, our model outperforms all the baselines, which demonstrates that our pre-trained model provides a good initialization for NLG.

Chinese-Chinese Question Generation We conduct experiments on the zero-shot Chinese-Chinese QG task to evaluate the cross-lingual transfer ability of our model. In this task, models are trained with English QG data but evaluated with the Chinese QG test set. We include the following models as our baselines:

- **XLM** Fine-tuning XLM with the English QG data.
- **PIPELINE (XLM)** The pipeline of translating input Chinese sentences into English first, then performing En-En-QG with the XLM model, and finally translating back to the Chinese. We use the Transformer as the translator, which is also trained on the MultiUN dataset.

- **PIPELINE (XLM) with Google Translator**
Same to PIPELINE (XLM) but using Google Translator³ to translate the texts.

We evaluate models by both automatic evaluation metrics and human experts, and the automatic metrics scores are computed by regarding each character as a token. For human evaluation, we consider three metrics for the generated questions: relatedness, fluency, and correctness, which are represented as integers ranged from 1 to 3. We randomly select 100 passage-answer pairs from the English QG test set, and generate questions using these models. Then we present these examples to three experts to ask for the above mentioned three scores. In Table 2 and Table 3, we present the results for the zero-shot Zh-Zh-QG, and we also report the results of supervised models in Table 1, as reference scores. In the automatic evaluation, our model performs consistently better than baselines in both zero-shot and supervised setting. In the human evaluation, our model shows significant improvements in relatedness and correctness.

English-Chinese Question Generation In the zero-shot English-Chinese question generation experiments, we use XLM and PIPELINE (XLM) as our baselines. The PIPELINE (XLM) is the pipeline of En-En-QG by XLM and then translating the generated questions to Chinese. Because there is no test set for En-Zh-QG, we perform human evaluation studies for this setting. Table 4 shows the human evaluation results, where our model surpasses all the baselines, especially in relatedness and correctness.

Chinese-English Question Generation We also conduct experiments for zero-shot Chinese-English question generation, and adopt the same evaluation procedure to the En-Zh-QG. In Table 5, we present the human evaluation results, where PIPELINE (XLM) is the pipeline of translating and then performing En-En-QG by XLM. Our model shows significant improvements on the three metrics.

4.3 Abstractive Summarization

We conduct experiments on cross-lingual abstractive summarization (AS). AS is the task of converting the input sentences into summaries while preserving the key meanings. For the dataset, we

³<https://translate.google.com/>

Models	BL-4	MTR	RG-L
XLM	0.25	0.62	2.56
XNLG	16.37	18.74	34.93
– XAE	13.71	15.88	31.43
– DAE	0.38	1.79	3.79

Table 9: Ablations for pre-training objectives, where models are evaluated on zero-shot Chinese-Chinese question generation. Same shorthands apply as in Table 1.

	Supervised En-En-QG			Zero-Shot Zh-Zh-QG		
	BL-4	MTR	RG-L	BL-4	MTR	RG-L
All	19.99	24.53	49.72	6.82	14.84	21.77
Dec	16.37	20.91	44.51	0.21	1.25	2.05
Enc	19.62	23.66	48.78	15.72	18.89	34.82
ET	19.69	23.73	48.53	16.37	18.74	34.93

Table 10: Effects of different fine-tuning strategies. Dec, Enc and ET represent fine-tuning the parameters of the decoder, encoder, and Transformer layers of encoder, respectively. Same shorthands apply as in Table 1.

use English/French/Chinese Gigaword⁴ processed by extracting the first sentence and the headline of each article, as the source and target sentence. For each language, we sample 500k, 5k, 5k examples as the training, valid and test dataset, respectively. Note that the French and Chinese training data is only used to report evaluation scores of supervised and semi-supervised systems, while for the zero-shot French/Chinese AS experiments we only use the English AS data.

Zero-Shot Summarization In Table 7 and Table 8, we present the results for French/Chinese AS, which are evaluated by the ROUGE-1, ROUGE-2 and ROUGE-L metrics. As a reference, we also report the results of supervised AS in Table 6. It can be observed that our model outperforms all the baseline models on both French and Chinese AS. Comparing to French, there is a larger gap between baselines and our model on zero-shot Chinese AS, which indicates that the error propagation issue is more serious on distant language pairs.

4.4 Ablation Studies

Effects of Pre-Training We conduct ablation studies for pre-training objectives, and the results can be seen in Table 9. We observe that our model greatly benefits from the DAE objective for the

⁴LDC2011T07, LDC2011T10, LDC2011T13

Input Passage	... In case of European Union law which should have been transposed into the laws of member states, such as Directives, the European Commission can take proceedings against the member state under the <i>Treaty on the Functioning of the European Union</i>
Input Answer	Treaty on the Functioning of the European Union
Reference	Under what treaty can the European Commission take action against member states?
<i>English-English Question Generation</i>	
XLM	under what treaty can the european commission take proceedings against the european union?
XNLG	under what treaty can the european commission take action against a member state?
<i>Zero-Shot English-Chinese Question Generation</i>	
XLM*	?
PIPELINE	根据什么条约,欧洲联盟可以对欧洲联盟采取诉讼? (Under what treaty, can European Union take action against European Union?)
XNLG	根据哪些条约,欧洲联盟可以对成员国采取诉讼? (Under what treaty, can European Union take action against member states?)
Input Passage	世界上第一颗爆炸的原子弹的名字叫“瘦子”。... (The first exploded atomic bomb in the world is called "Thin Man". ...)
Input Answer	瘦子 (Thin Man)
Reference	世界上第一颗爆炸的原子弹的名字是? (What is the name of the first exploded atomic bomb in the world?)
<i>Zero-Shot Chinese-English Question Generation</i>	
XLM	what was the name of the atomic bomb named after world war 1?
PIPELINE	what is the term for a nuclear bomb that explored the us air force?
XNLG	what was the name of the first atomic bomb exploded in the world?
<i>Zero-Shot Chinese-Chinese Question Generation</i>	
XLM*	"11/1/1"?
PIPELINE	美国航空部队探索了核炸弹的术语? (The U.S. Air Force explored the term for the nuclear bomb?)
XNLG	世界上第一颗爆炸的原子弹的名字叫? (What is the name of the first exploded atomic bomb in the world?)

Figure 3: Examples of generated questions by our model and the baselines in four directions (En-En, En-Zh, Zh-En and Zh-Zh). *: Because XLM is not designed for cross-lingual NLG, it produces meaningless sentences for En-Zh-QG and Zh-Zh-QG.

zero-shot Chinese question generation task. Although the encoding and decoding languages are different in the XAE objective, the model still benefits from XAE. It demonstrates that combining DAE and XAE can alleviate the spurious correlation issue and further improves the cross-lingual NLG ability of our model.

Effects of Fine-Tuning Strategies We choose the En-En-QG and Zh-Zh-QG task to analyze the effects of using different fine-tuning strategies, and the evaluation scores are presented in Table 10. It can be observed that fine-tuning encoder parameters, our model obtain an impressive performance for both English and Chinese QG, which shows the strong cross-lingual transfer ability of our model. When fine-tuning all the parameters, the model achieves the best score for English QG, but it suffers a big drop when evaluating on the Chinese QG. It demonstrates that fine-tuning decoder hurts the cross-lingual decoding ability, and the model learns to only decodes English words. For only fine-tuning decoder, the performance degrades by a large margin for both languages because of the underfitting issue, which indicates the necessity of encoder fine-tuning.

Effects of Cross-Lingual Transfer To show how much improvement can the model gain from cross-lingual supervision signals, we perform an ablation study comparing two models with or without cross-lingual supervision. We conduct experiments on few-shot French/Chinese AS, where English is considered as the resource-rich language. Specifically, we first fine-tune the pre-trained XNLG on the English AS data, and then fine-tune it on the French/Chinese AS data. As shown in Figure 4, we can observe that the cross-lingual supervision provides a better initialization for few-shot AS. As the training data size becomes larger, the performance of the two models is getting closer. Note that when there is no training data for French/Chinese AS, the two models perform zero-shot AS or copying input sentences as output.

4.5 Case Studies

In Figure 3, we present the examples generated by our model and the baselines in four directions (En-En, En-Zh, Zh-En, and Zh-Zh). As can be seen, when decoding on an unseen language, XLM tends to generate meaningless sentences, because it is not designed for cross-lingual NLG. In

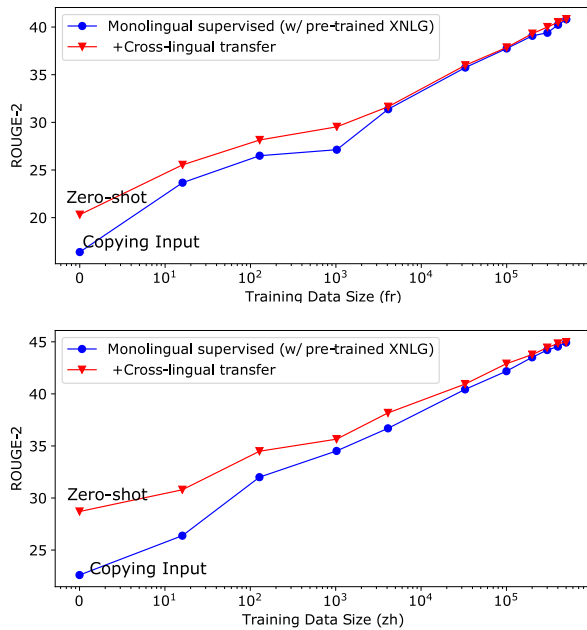


Figure 4: ROUGE-2 scores for few-shot French/Chinese abstractive summarization with different training data sizes.

terms of the pipeline model, we can observe that it suffers from the error propagation issue, especially when the source and target languages are all different from the training data. For example, when the pipeline model performs Zh-Zh-QG, keywords are translated twice, increasing the risk of mistranslation. In the second example, “*atomic bomb*” is mistranslated to “*nuclear bomb*”, resulting in its low correctness. On the contrary, by directly transferring English supervision signals to the other three generation directions, our model shows a better performance. The generated questions match the reference questions better than baselines.

5 Conclusion

In this paper, we propose a pre-training method for cross-lingual natural language generation (NLG) that can transfer monolingual NLG supervision signals to all pre-trained languages. With the pre-trained model, we achieve zero-shot cross-lingual NLG on several languages by only fine-tuning once. Experimental results show that our model outperforms the machine-translation-based pipeline model on several cross-lingual NLG tasks. For future work, we would like to improve our pre-training method towards the fully unsupervised setting.

References

- Mikel Artetxe and Holger Schwenk. 2018. Massively multilingual sentence embeddings for zero-shot cross-lingual transfer and beyond. *arXiv preprint arXiv:1812.10464*.
- Pi-Chuan Chang, Michel Galley, and Christopher D Manning. 2008. Optimizing chinese word segmentation for machine translation performance. In *WMT*, pages 224–232.
- Alexis Conneau, Guillaume Lample, Marc’Aurelio Ranzato, Ludovic Denoyer, and Hervé Jégou. 2017. Word translation without parallel data. *arXiv preprint arXiv:1710.04087*.
- Alexis Conneau, Ruty Rinott, Guillaume Lample, Adina Williams, Samuel Bowman, Holger Schwenk, and Veselin Stoyanov. 2018. Xnli: Evaluating cross-lingual sentence representations. In *EMNLP*, pages 2475–2485.
- Jacob Devlin, Ming-Wei Chang, Kenton Lee, and Kristina Toutanova. 2019. **BERT: Pre-training of deep bidirectional transformers for language understanding**. In *NAACL*, pages 4171–4186, Minneapolis, Minnesota.
- Li Dong, Nan Yang, Wenhui Wang, Furu Wei, Xiaodong Liu, Yu Wang, Jianfeng Gao, Ming Zhou, and Hsiao-Wuen Hon. 2019. Unified language model pre-training for natural language understanding and generation. *arXiv preprint arXiv:1905.03197*.
- Xinya Du and Claire Cardie. 2018. Harvesting paragraph-level question-answer pairs from wikipedia. In *ACL*, pages 1907–1917.
- Xiangyu Duan, Mingming Yin, Min Zhang, Boxing Chen, and Weihua Luo. 2019. Zero-shot cross-lingual abstractive sentence summarization through teaching generation and attention. In *ACL*, pages 3162–3172.
- Jiatao Gu, Yong Wang, Kyunghyun Cho, and Victor OK Li. 2019. Improved zero-shot neural machine translation via ignoring spurious correlations. *arXiv preprint arXiv:1906.01181*.
- Dan Hendrycks and Kevin Gimpel. 2016. Gaussian error linear units (GELUs). *arXiv preprint arXiv:1606.08415*.
- Melvin Johnson, Mike Schuster, Quoc V Le, Maxim Krikun, Yonghui Wu, Zhifeng Chen, Nikhil Thorat, Fernanda Viégas, Martin Wattenberg, Greg Corrado, et al. 2017. Googles multilingual neural machine translation system: Enabling zero-shot translation. *TACL*, 5:339–351.
- Mandar Joshi, Danqi Chen, Yinhan Liu, Daniel S Weld, Luke Zettlemoyer, and Omer Levy. 2019. Spanbert: Improving pre-training by representing and predicting spans. *arXiv preprint arXiv:1907.10529*.

- Zhu Junnan, Wang Qian, Wang Yining, Zhou Yu, Zhang Jiajun, Wang Shaonan, and Zong Chengqing. 2019. Ncls: Neural cross-lingual summarization. *arXiv preprint arXiv:1909.00156*.
- Vishwajeet Kumar, Nitish Joshi, Arijit Mukherjee, Ganesh Ramakrishnan, and Preethi Jyothi. 2019. Cross-lingual training for automatic question generation. *arXiv preprint arXiv:1906.02525*.
- Guillaume Lample and Alexis Conneau. 2019. Cross-lingual language model pretraining. *arXiv preprint arXiv:1901.07291*.
- Peng Li, Wei Li, Zhengyan He, Xuguang Wang, Ying Cao, Jie Zhou, and Wei Xu. 2016. Dataset and neural recurrent sequence labeling model for open-domain factoid question answering. *arXiv preprint arXiv:1607.06275*.
- Wang Liang, Zhao Wei, Jia Ruoyu, Li Sujian, and Liu Jingming. 2019. Denoising based sequence-to-sequence pre-training for text generation. *arXiv preprint arXiv:1908.08206*.
- Bryan McCann, James Bradbury, Caiming Xiong, and Richard Socher. 2017. Learned in translation: Contextualized word vectors. In *NIPS*, pages 6294–6305.
- Tomas Mikolov, Quoc V Le, and Ilya Sutskever. 2013. Exploiting similarities among languages for machine translation. *arXiv preprint arXiv:1309.4168*.
- Matthew Peters, Mark Neumann, Mohit Iyyer, Matt Gardner, Christopher Clark, Kenton Lee, and Luke Zettlemoyer. 2018. Deep contextualized word representations. In *NAACL*, pages 2227–2237, New Orleans, Louisiana.
- Alec Radford, Karthik Narasimhan, Tim Salimans, and Ilya Sutskever. 2018. Improving language understanding by generative pre-training.
- Pranav Rajpurkar, Jian Zhang, Konstantin Lopyrev, and Percy Liang. 2016. SQuAD: 100,000+ questions for machine comprehension of text. In *EMNLP*, pages 2383–2392, Austin, Texas.
- Rico Sennrich, Barry Haddow, and Alexandra Birch. 2015. Neural machine translation of rare words with subword units. *arXiv preprint arXiv:1508.07909*.
- Shiqi Shen, Yun Chen, Cheng Yang, Zhiyuan Liu, and Maosong Sun. 2018. Zero-shot cross-lingual neural headline generation. *TASLP*, 26(12):2319–2327.
- Kaitao Song, Xu Tan, Tao Qin, Jianfeng Lu, and Tie-Yan Liu. 2019. Mass: Masked sequence to sequence pre-training for language generation. *arXiv preprint arXiv:1905.02450*.
- Wilson L Taylor. 1953. Cloze procedure: A new tool for measuring readability. *Journalism Bulletin*, 30(4):415–433.
- Ashish Vaswani, Noam Shazeer, Niki Parmar, Jakob Uszkoreit, Llion Jones, Aidan N Gomez, Łukasz Kaiser, and Illia Polosukhin. 2017. Attention is all you need. In *NIPS*, pages 5998–6008. Curran Associates, Inc.
- Pascal Vincent, Hugo Larochelle, Yoshua Bengio, and Pierre-Antoine Manzagol. 2008. Extracting and composing robust features with denoising autoencoders. In *ICML*, pages 1096–1103. ACM.
- Xiaojun Wan, Huiying Li, and Jianguo Xiao. 2010. Cross-language document summarization based on machine translation quality prediction. In *ACL*.
- Shijie Wu and Mark Dredze. 2019. Beto, bentz, becas: The surprising cross-lingual effectiveness of bert. *arXiv preprint arXiv:1904.09077*.
- Chao Xing, Dong Wang, Chao Liu, and Yiye Lin. 2015. Normalized word embedding and orthogonal transform for bilingual word translation. In *NAACL*, pages 1006–1011.
- Zhilin Yang, Zihang Dai, Yiming Yang, Jaime Carbonell, Ruslan Salakhutdinov, and Quoc V Le. 2019. XLNet: Generalized autoregressive pretraining for language understanding. *arXiv preprint arXiv:1906.08237*.
- Yao Zhao, Xiaochuan Ni, Yuanyuan Ding, and Qifa Ke. 2018. Paragraph-level neural question generation with maxout pointer and gated self-attention networks. In *EMNLP*, pages 3901–3910, Brussels, Belgium.
- Michał Ziemski, Marcin Junczys-Dowmunt, and Bruno Pouliquen. 2016. The united nations parallel corpus v1.0. In *LREC*, pages 3530–3534.