

Cross-Complementary Pairs for Optimal Training in Spatial Modulation over Frequency Selective Channels

Zilong Liu, Ping Yang, Yong Liang Guan, Pei Xiao

Abstract—The contributions of this paper are twofold: Firstly, we introduce a novel class of sequence pairs, called “cross-complementary pairs (CCPs)”. Unlike a Golay complementary pair (GCP) which must be transmitted in two non-interfering channels, a CCP may be transmitted in two non-orthogonal channels and hence proper design should be conducted to minimize the cross-interference of the two constituent sequences. Properties and systematic constructions (from selected GCPs) of perfect CCPs are presented in this paper. Secondly, we show that CCPs can be utilized as a key component in designing training sequences for spatial modulation (SM) systems. In spite of a massive body of literature on SM, little has been understood on broadband SM training design. We prove and validate through simulation that our proposed SM training sequences derived from CCPs lead to *optimal* channel estimation performance over frequency-selective channels.

Index Terms—Golay complementary pairs (GCPs), channel estimation, training sequence design, spatial modulation, frequency-selective channels.

I. INTRODUCTION

This paper investigates a novel class of sequence pairs called “cross-complementary pairs (CCPs)” and their applications for training sequence design in *broadband* spatial modulation (SM) systems. In what follows, we review the state-of-the-art on pairs of sequences and SM, then introduce our contributions in this work.

A. Pairs of Sequences

“Pairs of sequences” has been an attractive research topic since the invention of complementary pairs proposed by Marcel J. E. Golay in 1951 [1]. It was found by Golay that infrared multislit spectrometry, a device which isolates a desired radiation with a fixed single wavelength from background radiation (with many different wavelengths), can be designed with the aid of a special class of pairs of sequences, which is widely known as Golay complementary pair (GCP).

Let \mathbf{a} and \mathbf{b} be two sequences of identical length. Denote by $\rho(\mathbf{a}, \mathbf{b})(\tau)$ their aperiodic crosscorrelation (ACC) at time-shift τ (formal definition of ACC will be given in

Section II). By definition, (\mathbf{a}, \mathbf{b}) is said to be a GCP if $\rho(\mathbf{a}, \mathbf{a})(\tau) + \rho(\mathbf{b}, \mathbf{b})(\tau) = 0$ for all $\tau \neq 0$. In principle, sequences in a GCP work in a cooperative way so that their aperiodic autocorrelations (AAC) sums vanish for all the non-zero time-shifts [2].

For more than 60 years, huge amount of research effort has been made on the constructions of GCPs. Recursive algorithms proposed by Budišin in 1990s for polyphase and multi-level GCPs can be found in [3], [4]. Theory on para-unitary (PU) matrices has recently been applied for more efficient GCP synthesis [5]–[8]. In 1999, Davis and Jedwab developed a direct construction of polyphase GCPs through generalized Boolean functions [9]. Their construction was extended to GCPs over QAM constellations using weighted sum of several QPSK GCPs [10], [11]. Existing known binary GCPs have even lengths of the form $2^\alpha 10^\beta 26^\gamma$ only, where α, β, γ are non-negative integers satisfying $\alpha + \beta + \gamma \geq 1$ [12], [13]. For sequence pairs with odd lengths, the best known alternative to GCPs is *optimal* odd-length binary Z-complementary pairs (OB-ZCPs) [14] each displaying the largest zero-correlation zone (ZCZ) width [15] and minimum AAC sums outside the ZCZ.

GCPs and their extension, called “complementary codes (CC)” [16], [17], have found applications far beyond their initial usage in the design of multislit spectrometry. A few selected applications in wireless communications include: optimal channel estimation in multiple-input multiple-output (MIMO) frequency-selective channels [18], [19], Doppler-resilient waveform design [20], [21], interference-free multi-carrier code-division multiple-access (MC-CDMA) communications [22]–[24], and power control in MC communications [9]–[11], [25]–[27].

It should be noted that each GCP, ZCP or CC, is defined by their AAC sums only. Within each GCP, ZCP or CC, it is assumed that separate non-interfering channels are used for the transmission of the constituent sequences. Crosscorrelations between constituent sequences within each GCP, ZCP or CC, have not been considered.

B. Spatial Modulation (SM)

MIMO is a revolutionary communication paradigm which can achieve significant increase in spectral efficiency and enhanced robustness against fading through exploitation of spatial diversity [28]–[34]. SM is a special class of MIMO techniques which trades multiplexing gain with complexity

Zilong Liu and Pei Xiao are with Institute for Communication Systems, 5G Innovation Centre, University of Surrey, United Kingdom (e-mail: zilong.liu@surrey.ac.uk; p.xiao@surrey.ac.uk). Ping Yang is with National Key Laboratory on Communications, University of Electronic Science and Technology of China, Chengdu, China (e-mail: yang.ping@uestc.edu.cn). Yong Liang Guan is with the School of Electrical and Electronic Engineering, Nanyang Technological University, Singapore (E-mail: eylguan@ntu.edu.sg).

and performance [35]–[38]. Unlike conventional MIMO, an SM system is equipped with multiple transmit antenna (TA) elements but only a single radio-frequency (RF) chain. During each time-slot, an SM symbol can be divided into two parts: one (called “spatial symbol”) is responsible for the selection and then activation of a TA element, the other (called “constellation symbol”) is selected from a conventional PSK/QAM constellation and transmitted from the active TA element. Such unique transmission principle of SM allows it to have at least the following advantages over conventional MIMO:

- 1) Zero inter-channel interference (ICI) over flat fading channels and thus improved average bit error probability;
- 2) Lower hardware complexity in the transmitter (due to its single RF chain) and lower detection complexity at the receiver (due to zero ICI);
- 3) Lower energy consumption which makes SM a promising candidate for large-scale antenna systems [39].

Early literature on SM mostly assume that channel state information (CSI) is perfectly known at the receiver [40], [41]. Effects of channel estimation errors to the performance of SM systems, limited to flat-fading channels, have been studied in [42]–[44]. Up to date, however, little has been understood on channel estimation of SM in frequency-selective channels. Along this research direction, two fundamental research problems arise and will be addressed in this work: 1) What is the lower bound on the channel estimation mean-squares-error (MSE)? 2) How to design efficient channel training scheme to meet this lower bound with equality?

Note that the “one-RF-chain” principle of SM prevents the transmitter from using simultaneous pilot transmission over all the TAs. Consequently, it implies that dense training sequences proposed in [45]–[47] for traditional MIMO are unapplicable in SM systems. Although an identity training matrix has been employed for joint channel estimation and data detection in SM systems [44], extension to frequency-selective channels is not straightforward. A naive scheme is to extend a perfect sequence (having zero autocorrelation sidelobes) with cyclic-prefix (CP)¹ and then send the extended sequence in turn over multiple TAs. But this training scheme would be inefficient in highly dispersive channels.

C. Contributions of This Paper

The main contributions of this work are summarized as follows.

- 1) We introduce a novel class of sequence pairs, called *CCPs*, each defined by both their AAC sums and ACC sums. Specifically, a pair of sequences, say (\mathbf{a}, \mathbf{b}) , is called a CCP if $\rho(\mathbf{a}, \mathbf{a})(\tau) + \rho(\mathbf{b}, \mathbf{b})(\tau)$ and $\rho(\mathbf{a}, \mathbf{b})(\tau) + \rho(\mathbf{b}, \mathbf{a})(\tau)$ take zero values for certain time-shifts τ . The most distinctive feature of CCPs (compared to conventional sequence pairs) is that the two constituent sequences in a CCP may interfere with each other during the transmission. Therefore, careful design should be carried out to force their cross-interference to zero in a certain τ region. We investigate the structural properties

of CCPs and show that a subset of GCPs are *perfect* CCPs.

- 2) We present a generic training framework for SM training over frequency selective channels. Under this framework, we derive the lower bound on channel estimation MSE using least square (LS) estimator and conditions to meet this lower bound with equality. Then, we show that CCPs play an instrumental role in the design of optimal SM training sequences (which are equivalent to certain sparse matrices). Numerical simulations indicate that the proposed SM training sequences lead to minimum channel estimation MSE w.r.t. the aforementioned lower bound.

D. Organization of This Paper

This paper is organized as follows. Section II introduces some notations and GCPs, followed by a sketch of the basic principle of SM. In Section III, we formally define CCPs, give their structural properties, and then present *perfect* CCPs obtained from computer search and systematic constructions. Section IV starts from a generic framework on the training design of SM, under which a lower bound on the channel estimation MSE is derived. Then, CCPs are applied to design sparse training matrices for optimal channel estimation performance (w.r.t. the derived lower bound) in SM-MIMO frequency selective channels. In the end of Section IV, we evaluate the proposed SM training scheme using numerical simulations. Section V concludes this paper.

II. PRELIMINARIES

A. Notations

The following notations will be used throughout this paper.

- \mathbf{X}^T and \mathbf{X}^H denote the transpose and the Hermitian transpose of matrix \mathbf{X} , respectively;
- $\|\mathbf{X}\| = \sqrt{\sum_{m=1}^M \sum_{n=1}^N |x_{m,n}|^2}$ denotes the Frobenius norm of matrix $\mathbf{X} = [x_{m,n}]_{m,n=1}^{M,N}$;
- $\langle \mathbf{x}, \mathbf{y} \rangle$ denotes the inner-product between two complex-valued sequences $\mathbf{x} = [x_0, x_1, \dots, x_{N-1}]^T$ and $\mathbf{y} = [y_0, y_1, \dots, y_{N-1}]^T$, i.e., $\langle \mathbf{x}, \mathbf{y} \rangle = \sum_{i=0}^{N-1} x_i y_i^*$, where N is the sequence length of \mathbf{x} (and \mathbf{y});
- $T^\tau(\mathbf{x})$ denotes the right-cyclic-shift of $\mathbf{x} = [x_0, x_1, \dots, x_{N-1}]^T$ for τ (nonnegative integer) positions, i.e.,

$$T^\tau(\mathbf{x}) = \underbrace{[x_{N-\tau}, \dots, x_{N-1}]}_{\text{the last } \tau \text{ elements of } \mathbf{x}}, x_0, x_1, \dots, x_{N-\tau-1}]^T.$$

Similarly,

$$T^{-\tau}(\mathbf{x}) = [x_\tau, x_{\tau+1}, \dots, x_{N-1}, \underbrace{x_0, x_1, \dots, x_{\tau-1}}_{\text{the first } \tau \text{ elements of } \mathbf{x}}]^T.$$

- $\underline{\mathbf{x}}$ denotes the reversal of vector $\mathbf{x} = [x_0, x_1, \dots, x_{N-1}]^T$, i.e., $\underline{\mathbf{x}} = [x_{N-1}, x_{N-2}, \dots, x_0]^T$;
- $\text{Diag}[\mathbf{x}]$ denotes a diagonal matrix with the diagonal vector of \mathbf{x} and zero for all off-diagonal entries;

¹whose duration should be not smaller than the largest multipath delay.

- $\mathbf{1}_{m \times n}$ and $\mathbf{0}_{m \times n}$ denote an all-1 matrix and an all-0 matrix, respectively, both having matrix order of $m \times n$;
- \mathbf{I}_N denotes the identity matrix of order N ;
- \otimes denotes the Kronecker product operator;
- $[j]_J$ denotes the modulo J operation of integer j , e.g., $[4]_4 = 0$, $[5]_4 = 1$;
- Denote $\omega_q = \exp\left(\frac{2\pi\sqrt{-1}}{q}\right)$ (integer q);
- \mathbb{Z}_q denotes the set of integers modulo q , i.e., $\mathbb{Z}_q = \{0, 1, \dots, q-1\}$ (q integer);
- $\mathcal{A}_q = \{\omega_q^0, \omega_q^1, \dots, \omega_q^{q-1}\}$ denotes the set over q complex roots of unity.
- $\mathbb{E}(x)$ denotes the mean of random variable x ;
- $\text{Tr}(\mathbf{X})$ denotes the trace of square matrix \mathbf{X} .

For two length- N complex-valued sequences

$$\mathbf{a} = [a_0, a_1, \dots, a_{N-1}]^T, \quad \mathbf{b} = [b_0, b_1, \dots, b_{N-1}]^T,$$

denote by $\rho(\mathbf{a}, \mathbf{b})(\tau)$ the ACC between \mathbf{a} and \mathbf{b} , i.e.,

$$\rho(\mathbf{a}, \mathbf{b})(\tau) = \begin{cases} \sum_{n=0}^{N-\tau-1} a_n b_{n+\tau}^*, & 0 \leq \tau \leq N-1, \\ \sum_{n=0}^{N+\tau-1} a_{n-\tau} b_n^*, & -(N-1) \leq \tau \leq -1, \\ 0, & |\tau| \geq N. \end{cases} \quad (1)$$

Also, denote by $\phi(\mathbf{a}, \mathbf{b})(\tau)$ the *periodic cross-correlation (PCC)* between \mathbf{a} and \mathbf{b} , i.e.,

$$\phi(\mathbf{a}, \mathbf{b})(\tau) = \sum_{n=0}^{N-1} a_n b_{[n+\tau]_N}^* = \langle \mathbf{a}, T^{-\tau}(\mathbf{b}) \rangle. \quad (2)$$

Clearly, $\rho(\mathbf{a}, \mathbf{b})(\tau) = \rho^*(\mathbf{a}, \mathbf{b})(-\tau)$ and

$$\phi(\mathbf{a}, \mathbf{b})(\tau) = \rho(\mathbf{a}, \mathbf{b})(\tau) + \rho^*(\mathbf{b}, \mathbf{a})(N - \tau). \quad (3)$$

In particular, when $\mathbf{a} = \mathbf{b}$, $\rho(\mathbf{a}, \mathbf{a})(\tau)$ will be sometimes written as $\rho(\mathbf{a})(\tau)$ and called the AAC of \mathbf{a} at time-shift τ . Similarly, $\phi(\mathbf{a}, \mathbf{a})(\tau)$ will be sometimes written as $\phi(\mathbf{a})(\tau)$ and called the periodic auto-correlation (PAC) of \mathbf{a} .

B. Introduction to Golay Complementary Pair (GCP)

Next, we give a brief introduction to GCPs. We will show in Section III that a subset of GCPs are *perfect* CCPs.

Definition 1: (\mathbf{a}, \mathbf{b}) is called a GCP if their AAC sum equals zero for any non-zero time-shift τ , i.e.,

$$\rho(\mathbf{a})(\tau) + \rho(\mathbf{b})(\tau) = 0, \quad \forall \tau \neq 0. \quad (4)$$

Furthermore, two GCPs (\mathbf{a}, \mathbf{b}) and (\mathbf{c}, \mathbf{d}) are said to be *mutually orthogonal* if they have zero ACC sums for all time-shifts, i.e.,

$$\rho(\mathbf{a}, \mathbf{c})(\tau) + \rho(\mathbf{b}, \mathbf{d})(\tau) = 0, \quad (5)$$

holds for any arbitrary τ . As a matter of fact, $(\mathbf{b}^*, -\mathbf{a}^*)$ is a GCP which is mutually orthogonal to (\mathbf{a}, \mathbf{b}) [12], where \mathbf{b} denotes the reversal of \mathbf{b} .

Definition 2: For $\mathbf{x} = [x_1, x_2, \dots, x_\mu] \in \mathbb{Z}_2^\mu$, a generalized Boolean function (GBF) $g(\mathbf{x})$ is defined as a mapping $g : \{0, 1\}^\mu \rightarrow \mathbb{Z}_q$. Each variable x_i ($i \in \{1, 2, \dots, \mu\}$) in \mathbf{x} may be regarded as a GBF (see *Example 1*). Let $[\kappa_1, \kappa_2, \dots, \kappa_\mu]$ be the binary representation of the (non-negative) integer $\kappa =$

$\sum_{i=1}^{\mu} \kappa_i 2^{i-1}$, with κ_μ denoting the most significant bit and $0 \leq \kappa \leq 2^\mu - 1$. Given $g(\mathbf{x})$, define $g_\kappa \triangleq g(\kappa_1, \kappa_2, \dots, \kappa_\mu)$ and its associated sequence

$$\mathbf{g} \triangleq [g_0, g_1, \dots, g_{2^\mu-1}]. \quad (6)$$

Furthermore, we define a complex-valued sequence associated to GBF g as follows.

$$\varphi_q(\mathbf{g}) \triangleq [\omega_q^{g_0}, \omega_q^{g_1}, \dots, \omega_q^{g_{2^\mu-1}}]. \quad (7)$$

It is stressed that each realization of g_κ is obtained by setting $x_1 = \kappa_1, x_2 = \kappa_2, \dots, x_\mu = \kappa_\mu$ into the GBF g , for a specific κ . Hence, if $g = x_t$, where $1 \leq t \leq \mu$, the associated sequence \mathbf{g} is the vector formed by $g_\kappa = \kappa_t$, when κ ranges from 0 to $2^\mu - 1$. In this case, we denote the corresponding \mathbf{g} by \mathbf{x}_t , i.e., $\mathbf{g} = \mathbf{x}_t$. Similarly, if $g = x_{t_1} x_{t_2}$ ($t_1 \neq t_2$), we write $\mathbf{g} = \mathbf{x}_{t_1} \mathbf{x}_{t_2}$, a vector obtained by element-wise multiplication of \mathbf{x}_{t_1} and \mathbf{x}_{t_2} . We need the following definition which will be used in Section III to identify a subset of GCPs as *perfect* CCPs.

Definition 3: For two GBFs g, h over \mathbb{Z}_q , we denote by $\rho_q(g, h)(\tau)$ the aperiodic correlation of their associated complex-valued sequences, i.e.,

$$\rho_q(g, h)(\tau) \triangleq \rho(\varphi_q(\mathbf{g}), \varphi_q(\mathbf{h}))(\tau). \quad (8)$$

We present the following example to illustrate the GBFs defined above. One can find it useful in understanding the GCP construction in *Lemma 1* below.

Example 1: Let $\mu = 3$ and $q = 4$. The associated sequences of GBFs $1, x_1, x_3, 2x_1x_3+1$ are shown in (9). When $\kappa = 2$, for instance, its binary representation is $[0, 1, 0]$. Hence, both the third entries of \mathbf{x}_1 and \mathbf{x}_3 take identical zero. When $\kappa = 4$, its binary representation is $[0, 0, 1]$ and therefore, the fifth entries of \mathbf{x}_1 and \mathbf{x}_3 are zero and one, respectively. $2\mathbf{x}_1\mathbf{x}_3 + 1$ is obtained from two times the element-wise product between \mathbf{x}_1 and \mathbf{x}_3 , followed by addition with $\mathbf{1}$. As observed from (9), the sequence of GBF x_1 is in fact given by that of κ_1 , when κ ranges from 0 to 7. Similarly, the sequence of GBF x_3 is given by that of κ_3 .

Next, we present in *Lemma 1* the GCP construction proposed by Davis and Jedwab in [9]. *Lemma 1* will be used in *Construction 2* for *perfect* CCPs having lengths of power of two.

Lemma 1: (Davis-Jedwab Construction of GCP [9]) Let

$$g(\mathbf{x}) \triangleq \frac{q}{2} \sum_{k=1}^{\mu-1} x_{\pi(k)} x_{\pi(k+1)} + \sum_{k=1}^{\mu} w_k x_k + w, \quad (10)$$

where π is a permutation of the set $\{1, 2, \dots, \mu\}$, and $w_k, w \in \mathbb{Z}_q$ (q even integer). Then, for any $w' \in \mathbb{Z}_q$, $\varphi_q(\mathbf{g})$ and $\varphi_q(\mathbf{g} + \frac{q}{2}\mathbf{x}_{\pi(1)} + w' \cdot \mathbf{1})$ form a GCP over \mathbb{Z}_q of length 2^μ .

C. Introduction to SM

We consider a single-carrier SM (SC-SM) system employing N_t TA elements and N_r receive antennas (RAs) over frequency-selective channels. Details of SC-SM and its applications in broadband large-scale antenna systems can be found in [39]. Moreover, we consider a QAM/PSK modulation

$$\begin{aligned}
\begin{bmatrix} \kappa_1 \\ \kappa_2 \\ \kappa_3 \end{bmatrix} &= \begin{bmatrix} 0 & 1 & 0 & 1 & 0 & 1 & 0 & 1 \\ 0 & 0 & 1 & 1 & 0 & 0 & 1 & 0 \\ 0 & 0 & 0 & 0 & 1 & 1 & 1 & 1 \end{bmatrix} \\
\mathbf{1} &= [1 \ 1 \ 1 \ 1 \ 1 \ 1 \ 1 \ 1 \ 1], \\
\mathbf{x}_1 &= [0 \ 1 \ 0 \ 1 \ 0 \ 1 \ 0 \ 1 \ 1], \\
\mathbf{x}_3 &= [0 \ 0 \ 0 \ 0 \ 1 \ 1 \ 1 \ 1 \ 1], \\
2\mathbf{x}_1\mathbf{x}_3 + \mathbf{1} &= [1 \ 1 \ 1 \ 1 \ 1 \ 3 \ 1 \ 3 \ 1].
\end{aligned} \tag{9}$$

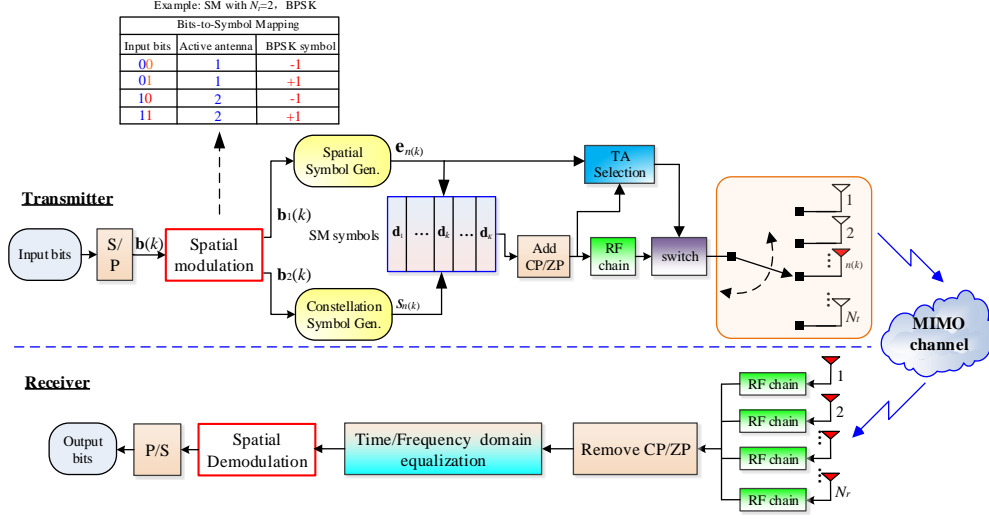


Fig. 1: A generic transceiver structure of SC-SM systems.

with constellation size of \mathcal{M}_{SM} . Fig. 1 shows the block diagram of a generic SC-SM transceiver. For simplicity, assume both $N_t, \mathcal{M}_{\text{SM}}$ take powers of two. Over each time-slot k , $\log_2(N_t \mathcal{M}_{\text{SM}}) = \log_2(N_t) + \log_2(\mathcal{M}_{\text{SM}})$ bits, denoted by vector $\mathbf{b}(k)$, are mapped to an SM symbol \mathbf{d}_k . Specifically, $\log_2(N_t)$ bits, denoted by $\mathbf{b}_1(k)$, are used to activate TA $n(k)$ through one RF chain. Here, we use $\mathbf{e}_{n(k)}$ (which is a sparse vector corresponding to the $n(k)$ -th column of the $N_t \times N_t$ identity matrix) to represent the “spatial symbol” at time-slot k . On the other hand, $\log_2(\mathcal{M}_{\text{SM}})$ bits, denoted by $\mathbf{b}_2(k)$, are used to select one “constellation symbol” $S_{n(k)}$. It is noted that

$$\mathbf{d}_k = S_{n(k)} \mathbf{e}_{n(k)}. \tag{11}$$

Suppose there are K SM symbols (i.e., $[\mathbf{d}_1, \mathbf{d}_2, \dots, \mathbf{d}_K]$) in an SC block. To combat dispersive SM channels, each SC-SM block is extended by a guard interval, which may be a CP, zero prefix (ZP), or known training sequence. Signals collected from N_r RAs are first processed at the receiver by removing the prefix part (in each SC-SM block). Then, time/frequency domain equalization is applied to suppress intersymbol interference (ISI). Subsequently, SM demodulation is carried out to extract spatial symbols and constellation symbols which are combined to retrieve output bits.

Example 2: Consider an SC-SM system with $N_t = 4$ TAs using 8-PSK modulation ($\mathcal{M}_{\text{SM}} = 8$). For illustration purpose, we consider natural mapping for TA selection and 8-PSK

modulation, i.e., each index (for a TA or an 8-PSK phase) can be obtained from its natural binary representation (with the left-most bit being the most significant bit). As defined in Subsection II-A, let $\omega_8 = \exp(\sqrt{-12\pi}/8)$. Suppose each SC-SM block constitutes $K = 4$ SM symbols. Suppose further these symbols correspond to $K \log_2(8N_t) = 20$ message bits $[10010110110111000100]$, with $\mathbf{b}(1) = [10010]$, $\mathbf{b}(2) = [11011]$, $\mathbf{b}(3) = [01110]$, and $\mathbf{b}(4) = [00100]$. Taking the first SM symbol for example, we have $\mathbf{b}(1) = [\mathbf{b}_1(1), \mathbf{b}_2(1)]$, where $\mathbf{b}_1(1) = [10]$ and $\mathbf{b}_2(1) = [010]$. This means that during the first time-slot, only the third TA will be activated for the sending of 8-PSK symbol ω_8^2 . Therefore, the first SM symbol can be written as $\mathbf{d}_1 = [0, 0, \omega_8^2, 0]^T$. The entire SC-SM block can be expressed by the sparse matrix as follows.

$$[\mathbf{d}_1, \mathbf{d}_2, \mathbf{d}_3, \mathbf{d}_4] = \begin{bmatrix} 0 & 0 & 0 & \omega_8^4 \\ 0 & 0 & \omega_8^6 & 0 \\ \omega_8^2 & 0 & 0 & 0 \\ 0 & \omega_8^3 & 0 & 0 \end{bmatrix}. \tag{12}$$

III. CROSS-COMPLEMENTARY PAIRS: PROPERTIES AND CONSTRUCTIONS

This section studies the properties and constructions of CCPs. Throughout this paper, we focus on polyphase q -ary CCPs whose entries are drawn from \mathcal{A}_q (see Subsection II-A for its definition). Before proceeding further, we formally define CCPs as follows.

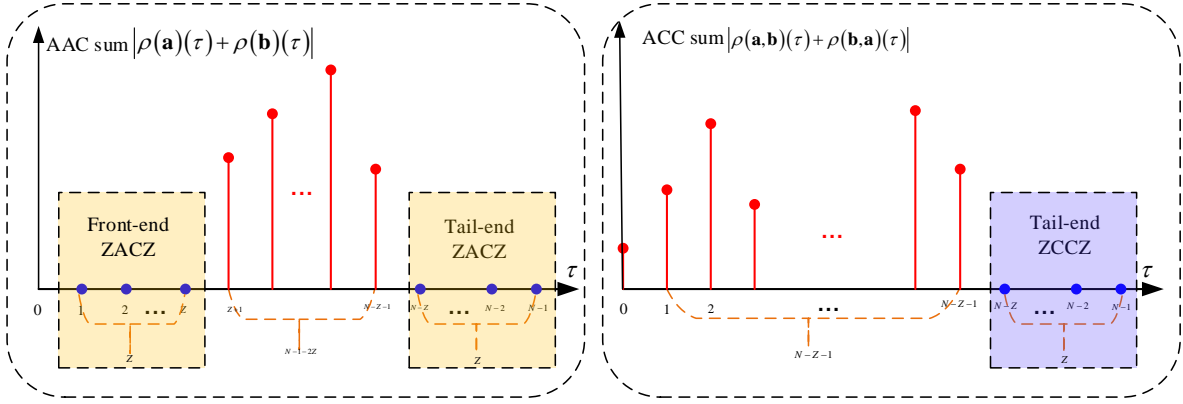


Fig. 2: Illustrative plots for the correlation properties of (N, Z) -CCP

Definition 4: Let (\mathbf{a}, \mathbf{b}) be a pair of sequences of identical length N . For a proper integer Z , define $\mathcal{T}_1 \triangleq \{1, 2, \dots, Z\}$ and $\mathcal{T}_2 \triangleq \{N - Z, N - Z + 1, \dots, N - 1\}$. (\mathbf{a}, \mathbf{b}) is called an (N, Z) -CCP if it possesses *symmetric zero* (out-of-phase) AAC sums for time-shifts over $\mathcal{T}_1 \cup \mathcal{T}_2$ and zero ACC sums for time-shifts over \mathcal{T}_2 . In short, an (N, Z) -CCP needs to satisfy the following two conditions.

$$\begin{aligned} \text{C1} : & \rho(\mathbf{a})(\tau) + \rho(\mathbf{b})(\tau) = 0, \text{ for all } |\tau| \in \mathcal{T}_1 \cup \mathcal{T}_2; \\ \text{C2} : & \rho(\mathbf{a}, \mathbf{b})(\tau) + \rho(\mathbf{b}, \mathbf{a})(\tau) = 0, \text{ for all } |\tau| \in \mathcal{T}_2. \end{aligned} \quad (13)$$

From *Definition 4*, C1 shows that each CCP needs to have two zero autocorrelation zones (ZACZs) when its AAC sums are considered. In this paper, we call them “front-end ZACZ” and “tail-end ZACZ” for time-shifts over \mathcal{T}_1 and \mathcal{T}_2 , respectively. On the other hand, C2 shows that each CCP needs to have “tail-end zero crosscorrelation zone (ZCCZ)” when its ACC sums are considered. We illustrate the correlation properties of (N, Z) -CCP in Fig. 2. An example of quaternary $(9, 3)$ -CCP is given below.

Example 3: Consider the length-9 quaternary pair (\mathbf{a}, \mathbf{b}) below.

$$\mathbf{a} = \omega_4^{[0,1,1,2,0,2,1,1,3]}, \quad \mathbf{b} = \omega_4^{[0,1,1,0,1,0,3,3,1]}. \quad (14)$$

(\mathbf{a}, \mathbf{b}) is a $(9, 3)$ -CCP because

$$\begin{aligned} & \left(\left| \rho(\mathbf{a})(\tau) + \rho(\mathbf{b})(\tau) \right| \right)_{\tau=0}^8 \\ &= (18, \mathbf{0}_{1 \times 3}, 2\sqrt{2}, 2, \mathbf{0}_{1 \times 3}), \\ & \left(\left| \rho(\mathbf{a}, \mathbf{b})(\tau) + \rho(\mathbf{b}, \mathbf{a})(\tau) \right| \right)_{\tau=0}^8 \\ &= (4, 4\sqrt{2}, 2\sqrt{2}, 2\sqrt{2}, 4, 2, \mathbf{0}_{1 \times 3}). \end{aligned} \quad (15)$$

Several main properties of CCPs are presented below, while their proofs are given in the Appendix.

P1: Every q -ary (N, Z) -CCP (\mathbf{a}, \mathbf{b}) is equivalent to (N, Z) -CCP (\mathbf{c}, \mathbf{d}) by dividing \mathbf{a} by a_0 and \mathbf{b} by b_0 , respectively, i.e., $\mathbf{c} = \mathbf{a}/a_0$, $\mathbf{d} = \mathbf{b}/b_0$, where the latter CCP satisfies

$$c_i = d_i, c_{N-1-i} = -d_{N-1-i}, \text{ for all } i \in \{0, 1, \dots, Z-1\}. \quad (16)$$

By utilizing (16), one can readily show that $Z \leq N/2$.

P2: If (\mathbf{a}, \mathbf{b}) is an (N, Z) -CCP, so are $(c_1\mathbf{b}, c_2\mathbf{a})$, $(c_1\mathbf{b}, c_2\mathbf{a})$, $(c_1\mathbf{b}^*, c_2\mathbf{a}^*)$, where $c_1, c_2 \in \mathcal{A}_q$. Moreover, if (16) is satisfied by (\mathbf{a}, \mathbf{b}) , i.e., $a_i = b_i, a_{N-1-i} = -b_{N-1-i}$, for all $i \in \{0, 1, \dots, Z-1\}$, we have

$$\begin{aligned} \rho(\mathbf{a}, \mathbf{b}^*)(\tau) + \rho(\mathbf{b}, -\mathbf{a}^*)(\tau) &= 0, \text{ for all } \tau. \\ \rho(\mathbf{b}, \mathbf{b}^*)(\tau) + \rho(\mathbf{a}, -\mathbf{a}^*)(\tau) &= 0, \text{ for all } |\tau| \in \mathcal{T}_2. \end{aligned} \quad (17)$$

P3: A binary (N, Z) -CCP (\mathbf{a}, \mathbf{b}) over $\{-1, 1\}$ should have even sequence length N and satisfy the following equation.

$$a_i + a_{N-1-i} + b_i + b_{N-1-i} = \pm 2, \text{ for all } i \in \{0, 1, \dots, Z-1\}. \quad (18)$$

Definition 5: By P1, every q -ary CCP (\mathbf{a}, \mathbf{b}) is called *perfect* if $Z = N/2$ (N even). In this case, a perfect $(N, N/2)$ -CCP reduces to a sequence pair, called *strengthened GCP*, whose equivalent CCP (\mathbf{c}, \mathbf{d}) (see P1) is given in (19).

We illustrate P2 by the following example.

Example 4: In the context of the quaternary $(9, 3)$ -CCP (\mathbf{a}, \mathbf{b}) in *Example 3*, we have

$$\mathbf{b}^* = \omega_4^{[3,1,1,0,3,0,3,3,0]}, \quad -\mathbf{a}^* = \omega_4^{[3,1,1,0,2,0,1,1,2]}. \quad (20)$$

In addition to $\rho(\mathbf{a})(\tau) + \rho(\mathbf{b})(\tau)$ and $\rho(\mathbf{a}, \mathbf{b})(\tau) + \rho(\mathbf{b}, \mathbf{a})(\tau)$ shown in *Example 3*, we have

$$\begin{aligned} & \left(\left| \rho(\mathbf{b}^*)(\tau) + \rho(-\mathbf{a}^*)(\tau) \right| \right)_{\tau=0}^8 \\ &= (18, \mathbf{0}_{1 \times 3}, 2\sqrt{2}, 2, \mathbf{0}_{1 \times 3}), \\ & \left(\left| \rho(\mathbf{a}, \mathbf{b}^*)(\tau) + \rho(\mathbf{b}, -\mathbf{a}^*)(\tau) \right| \right)_{\tau=0}^8 \\ &= (\mathbf{0}_{1 \times 9}), \\ & \left(\left| \rho(\mathbf{b}, \mathbf{b}^*)(\tau) + \rho(\mathbf{a}, -\mathbf{a}^*)(\tau) \right| \right)_{\tau=0}^8 \\ &= (2\sqrt{13}, 2\sqrt{26}, 2\sqrt{2}, 2\sqrt{2}, 2\sqrt{10}, 4, \mathbf{0}_{1 \times 3}). \end{aligned} \quad (21)$$

Note that the *even* value constraint on sequence length N in P3 may not be necessary for q -ary CCPs with $q > 2$. In other words, there exist q -ary (N, Z) -CCPs with odd N provided that $Z \leq N/2$ (see *Example 3*). One can verify (16) in P1 by

Construction 2: In the context of *Lemma 1*, let $\pi(1) = \mu$ and $w' \in \{0, q/2\} \pmod{q}$. Then, $\varphi_q(\mathbf{g})$ and $\varphi_q(\mathbf{g} + \frac{q}{2}\mathbf{x}_{\pi(1)} + w' \cdot \mathbf{1})$ form a perfect q -ary CCP of length 2^μ .

Proof 2: Let $\mathbf{g}_1, \mathbf{g}_2$, each having length $2^{\mu-1}$, be the first- and second- halves of sequence \mathbf{g} , respectively. Similarly, we define $\mathbf{g}'_1, \mathbf{g}'_2$ for that of sequence $\mathbf{g} + \frac{q}{2}\mathbf{x}_{\pi(1)} + w' \cdot \mathbf{1}$. Hence,

$$\mathbf{g} = [\mathbf{g}_1, \mathbf{g}_2], \quad \mathbf{g} + \frac{q}{2}\mathbf{x}_{\pi(1)} + w' \cdot \mathbf{1} = [\mathbf{g}'_1, \mathbf{g}'_2]. \quad (26)$$

Denote by g_1, g_2, g'_1, g'_2 the GBFs corresponding to $\mathbf{g}_1, \mathbf{g}_2, \mathbf{g}'_1, \mathbf{g}'_2$, respectively. By setting $x_{\pi(1)} = 0$ and 1 into (10), and noting that $\pi(1) = \mu$, we obtain the GBFs corresponding to the first- and second- halves of \mathbf{g} , respectively. Specifically, we have

$$\begin{aligned} g_1 &= \frac{q}{2} \sum_{k=2}^{\mu-1} x_{\pi(k)} x_{\pi(k+1)} + \sum_{k=1}^{\mu-1} w_k x_k + w, \\ g_2 &= g_1 + \frac{q}{2} x_{\pi(2)} + w_\mu. \end{aligned} \quad (27)$$

In a similar way, we have

$$\begin{aligned} g'_1 &= g_1 + w', \\ g'_2 &= g_1 + \frac{q}{2} x_{\pi(2)} + w_\mu + w' + q/2. \end{aligned} \quad (28)$$

To show that $\varphi_q(\mathbf{g})$ and $\varphi_q(\mathbf{g} + \frac{q}{2}\mathbf{x}_{\pi(1)} + w' \cdot \mathbf{1})$ form a perfect CCP, we only need to check if the second condition of (13) can be satisfied. Let us recall *Definition 3* for aperiodic correlation of complex-valued sequences associated to GBFs. Consider $2^{\mu-1} \leq \tau < 2^\mu$ and then carry out the calculation below.

$$\begin{aligned} & \rho \left(\varphi_q(\mathbf{g}), \varphi_q(\mathbf{g} + \frac{q}{2}\mathbf{x}_{\pi(1)} + w' \cdot \mathbf{1}) \right) (\tau) \\ & + \rho \left(\varphi_q(\mathbf{g} + \frac{q}{2}\mathbf{x}_{\pi(1)} + w' \cdot \mathbf{1}), \varphi_q(\mathbf{g}) \right) (\tau) \\ = & \rho_q \left(g, g + \frac{q}{2} x_{\pi(1)} + w' \right) (\tau) + \rho_q \left(g + \frac{q}{2} x_{\pi(1)} + w', g \right) (\tau) \\ = & \rho_q \left(\underbrace{g_1, g_1 + \frac{q}{2} x_{\pi(2)} + w_\mu + w' + q/2}_{=g'_2} \right) (\tau - 2^{\mu-1}) \\ & + \rho_q \left(\underbrace{g_1 + w', g_1 + \frac{q}{2} x_{\pi(2)} + w_\mu}_{=g'_1} \right) (\tau - 2^{\mu-1}) \\ = & -\omega_q^{-w'} \cdot \rho_q \left(g_1, g_1 + \frac{q}{2} x_{\pi(2)} + w_\mu \right) (\tau - 2^{\mu-1}) \\ & + \omega_q^{w'} \cdot \rho_q \left(g_1, g_1 + \frac{q}{2} x_{\pi(2)} + w_\mu \right) (\tau - 2^{\mu-1}) \\ = & \left[-\omega_q^{-w'} + \omega_q^{w'} \right] \rho_q \left(g_1, g_1 + \frac{q}{2} x_{\pi(2)} + w_\mu \right) (\tau - 2^{\mu-1}). \end{aligned} \quad (29)$$

Clearly, the above equation reduces to zero as $\left[-\omega_q^{-w'} + \omega_q^{w'} \right] = 0$ holds for $w' \in \{0, q/2\}$.

We illustrate *Construction 2* by the example below.

Example 6: Consider an quaternary CCP of length-16, i.e., $q = 4, \mu = 4$. Furthermore, let us set $\pi =$

$[4, 2, 3, 1], [w_1, w_2, w_3, w_4] = [3, 2, 0, 1], w = 0, w' = 2$. By *Lemma 1*, we obtain a GCP below.

$$\begin{aligned} \mathbf{a} &= \omega_4^{[0,3,2,1,0,1,0,1,1,0,1,0,1,2,3,0]}, \\ \mathbf{b} &= \omega_4^{[2,1,0,3,2,3,2,3,1,0,1,0,1,2,3,0]}. \end{aligned} \quad (30)$$

We assert that the above GCP is a perfect CCP by checking the magnitudes of their AAC sum and ACC sum as follows:

$$\begin{aligned} & \left(\left| \rho(\mathbf{a})(\tau) + \rho(\mathbf{b})(\tau) \right| \right)_{\tau=0}^{15} \\ = & (32, \mathbf{0}_{1 \times 15}), \\ & \left(\left| \rho(\mathbf{b}, \mathbf{a})(\tau) + \rho(\mathbf{a}, \mathbf{b})(\tau) \right| \right)_{\tau=0}^{15} \\ = & (0, 12, 0, 4, 0, 4, 0, 4, 0, 4, \mathbf{0}_{1 \times 8}). \end{aligned} \quad (31)$$

Remark 1: Note that binary GCPs are only known to exist for lengths $2^{\alpha_1} 10^{\alpha_2} 26^{\alpha_3}$ [12], [13], where $\alpha_1, \alpha_2, \alpha_3$ are non-negative integers satisfying $\alpha_1 + \alpha_2 + \alpha_3 \geq 1$. By *Construction 2*, one can see that *perfect* CCPs (i.e., strengthened GCPs) exist for lengths of $2^{(\alpha_1+1)} 10^{\alpha_2} 26^{\alpha_3}$ where $\alpha_1 + \alpha_2 + \alpha_3 \geq 0$.

Remark 2: *Construction 2* may be viewed as a GBF interpretation of *Construction 1* for perfect CCPs having lengths of power of two. By counting all the possible permutations and linear coefficients of the GBF in (10), one can readily show that *Construction 2* produces $2 \cdot \frac{(\mu-1)!}{2} \cdot q^{\mu+1} = (\mu-1)! \cdot q^{\mu+1}$ perfect CCPs.

We illustrate the relationship between CCPs and GCPs by Fig. 3. It can be seen that CCPs and GCPs are two different sets of sequence pairs whose intersection is given by *perfect* CCPs (i.e., strengthened GCPs) with $Z = N/2$. Both CCPs and GCPs are defined by their aperiodic correlation sums. But CCPs are different from GCPs in that the former may not necessarily have zero AAC sums for *all* the non-zero time-shifts; instead, they have zero ACC sums for certain time-shifts away from the in-phase position.

We point it out that the concept of CCP can be extended to “cross-complementary set (CCS)” as follows.

Definition 6: Let $\mathcal{A} = \{\mathbf{a}_1, \mathbf{a}_2, \dots, \mathbf{a}_M\}$ be a set of sequences of identical length N . Recall $\mathcal{T}_1, \mathcal{T}_2$ which are defined in *Definition 4* based on N and an integer $Z \leq N/2$. \mathcal{A} is called an (N, Z) -CCS if it possesses *symmetric* zero (out-of-phase) AAC sums for time-shifts over $\mathcal{T}_1 \cup \mathcal{T}_2$ and zero ACC sums for time-shifts over \mathcal{T}_2 . In short, an (N, Z) -CCS needs to satisfy the following two conditions.

$$\begin{aligned} \text{C1: } & \sum_{m=1}^M \rho(\mathbf{a}_m)(\tau) = 0, \text{ for all } |\tau| \in \mathcal{T}_1 \cup \mathcal{T}_2; \\ \text{C2: } & \sum_{m=1}^M \rho(\mathbf{a}_m, \mathbf{a}_{[m+1]_M})(\tau) = 0, \text{ for all } |\tau| \in \mathcal{T}_2. \end{aligned} \quad (32)$$

When $M = 2$, a CCS reduces to a CCP.

It is noted that an (N, Z) -CCS $\{\mathbf{a}_1, \mathbf{a}_2, \dots, \mathbf{a}_M\}$ can be readily constructed through an (N, Z) -CCP (\mathbf{a}, \mathbf{b}) . As an example, consider even M and let

$$\mathbf{a}_m = \begin{cases} \mathbf{a}, & m \text{ odd,} \\ \mathbf{b}, & m \text{ even.} \end{cases} \quad (33)$$

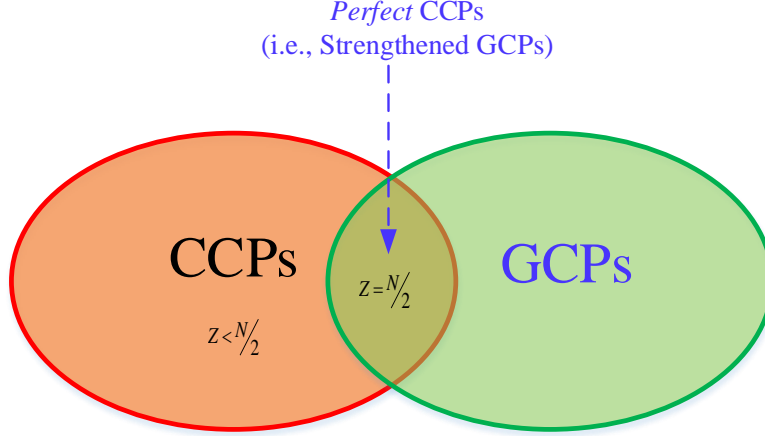


Fig. 3: Relationship between (N, Z) -CCPs and GCPs.

It is straightforward to see that the first condition of (32) can be met by $\{\mathbf{a}_1, \mathbf{a}_2, \dots, \mathbf{a}_M\}$. To show the achievability of the second condition of (32), let us calculate $\sum_{m=1}^M \rho(\mathbf{a}_m, \mathbf{a}_{[m+1]_M})(\tau)$ as follows:

$$\begin{aligned} & \sum_{m=1}^M \rho(\mathbf{a}_m, \mathbf{a}_{[m+1]_M})(\tau) \\ &= \sum_{m=1}^{M/2} \rho(\mathbf{a}_{2m-1}, \mathbf{a}_{2m})(\tau) + \sum_{m=1}^{M/2} \rho(\mathbf{a}_{2m}, \mathbf{a}_{[2m+1]_M})(\tau) \\ &= \frac{M}{2} \cdot [\rho(\mathbf{a}, \mathbf{b})(\tau) + \rho(\mathbf{b}, \mathbf{a})(\tau)] \end{aligned} \quad (34)$$

By recalling the second condition of (13) associated to (\mathbf{a}, \mathbf{b}) , we complete the proof.

IV. OPTIMAL TRAINING DESIGN USING CCPs FOR BROADBAND SM SYSTEMS

In this section, we study optimal training design for broadband SM systems. Based on a generic training-based SC-MIMO transmission structure, we present an SM training framework using regular sparse matrices and derive the correlation properties of the row sequences of such a sparse matrix. Then, we show that the CCPs (proposed in Section III) can be utilized as a key component in optimal SM training design.

A. Problem Formulation

We consider a generic training-based SC-MIMO transmission structure with N_t TAs as shown in Fig. 4. It subsumes the SC-SM transmission scheme in Fig. 1 as a special case but with emphasis on the training matrix design. We assume a quasi-static frequency-selective channel where the channel impulse response (CIR) from the n -th ($1 \leq n \leq N_t$) transmit antenna to the receiver is denoted by $\mathbf{h}_n = [h_{n,0}, h_{n,1}, \dots, h_{n,\lambda}]^T$, i.e., a discrete length- $(\lambda + 1)$ vector with $h_{n,l}$ ($0 \leq l \leq \lambda$) being the channel coefficient

of the l -th path. Every block at a TA is divided into two parts: training sequence followed by data payload. Let $\mathbf{x}_n = [x_{n,0}, x_{n,1}, \dots, x_{n,L-1}]$ be the training sequence transmitted over the n -th TA ($1 \leq n \leq N_t$). All the training sequences are assumed to have identical energy of E , i.e.,

$$\sum_{l=0}^{L-1} |x_{n,l}|^2 = E, \quad \text{for all } 1 \leq n \leq N_t. \quad (35)$$

To combat ISI in a frequency-selective channel, a length- λ cyclic prefix (CP) is placed at the front of \mathbf{x}_n which is comprised of the last λ elements of \mathbf{x}_n , i.e., $[x_{n,L-\lambda+2}, x_{n,L-\lambda+3}, \dots, x_{n,L-1}]$.

The k -th received signal at a RA can be written as

$$y_k = \sum_{n=1}^{N_t} \sum_{l=0}^{\lambda} h_{n,l} x_{n,k-l} + w_k, \quad (36)$$

where w_k a discrete uncorrelated white complex Gaussian noise sample with zero-mean and variance $\sigma_w^2/2$ per dimension. To proceed, let

$$\mathbf{X}_n = \begin{bmatrix} x_{n,0} & x_{n,L-1} & \cdots & x_{n,L-\lambda} \\ x_{n,1} & x_{n,0} & \cdots & x_{n,L-\lambda+1} \\ \vdots & \vdots & \ddots & \vdots \\ x_{n,L-1} & x_{n,L-2} & \cdots & x_{n,L-\lambda-1} \end{bmatrix}_{L \times (\lambda+1)}, \quad (37)$$

$$\mathbf{h} = \begin{bmatrix} \mathbf{h}_1 \\ \mathbf{h}_2 \\ \vdots \\ \mathbf{h}_{N_t} \end{bmatrix}_{N_t(\lambda+1) \times 1},$$

and

$$\begin{aligned} \mathbf{y} &= [y_0, y_1, \dots, y_{L-1}]^T, \\ \mathbf{X} &= [\mathbf{X}_1, \mathbf{X}_2, \dots, \mathbf{X}_{N_t}]_{L \times (N_t(\lambda+1))}, \\ \mathbf{w} &= [w_0, w_1, \dots, w_{L-1}]. \end{aligned} \quad (38)$$

Note that \mathbf{X}_n in (37) is a Toeplitz matrix in which every column is a cyclically-shifted version of \mathbf{x}_n and thus has

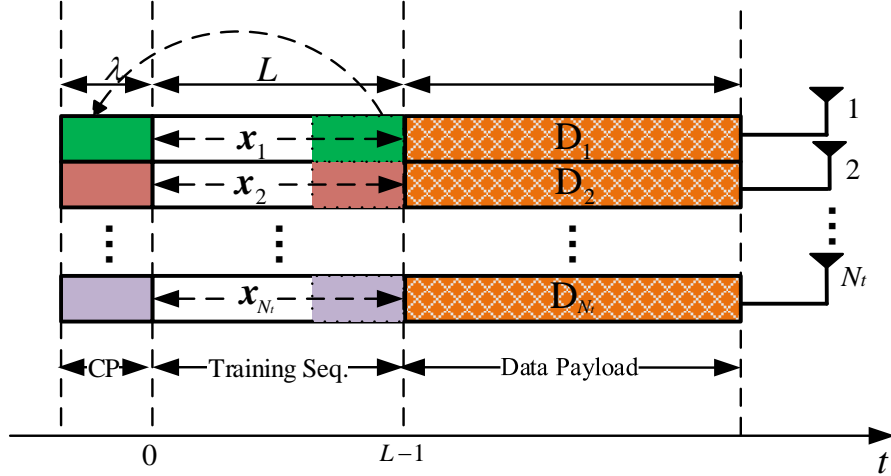


Fig. 4: Generic training-based SC-MIMO transmission structure with N_t transmit antennas.

identical energy of E . It can be readily shown that (36) is equivalent to the following matrix equation.

$$\mathbf{y} = \mathbf{X}\mathbf{h} + \mathbf{w}. \quad (39)$$

Applying the least-squares (LS) channel estimator (unbiased), the estimated CIR vector is given by

$$\hat{\mathbf{h}} = (\mathbf{X}^H\mathbf{X})^{-1} \mathbf{X}^H\mathbf{y}, \quad (40)$$

and the normalized MSE can be derived as

$$\begin{aligned} \text{MSE} &= \frac{1}{(N_t\lambda + N_t)} \text{Tr} \left(\mathbb{E} \left\{ (\mathbf{h} - \hat{\mathbf{h}})(\mathbf{h} - \hat{\mathbf{h}})^H \right\} \right) \\ &= \frac{\sigma_w^2}{(N_t\lambda + N_t)} \text{Tr} \left((\mathbf{X}^H\mathbf{X})^{-1} \right). \end{aligned} \quad (41)$$

(41) indicates that the minimum MSE is achieved if and only if $\mathbf{X}^H\mathbf{X}$ is a diagonal matrix whose elements on the diagonal are identical². Note that

$$\begin{aligned} \mathbf{X}^H\mathbf{X} &= \begin{bmatrix} \mathbf{X}_1^H\mathbf{X}_1 & \mathbf{X}_1^H\mathbf{X}_2 & \cdots & \mathbf{X}_1^H\mathbf{X}_{N_t} \\ \mathbf{X}_2^H\mathbf{X}_1 & \mathbf{X}_2^H\mathbf{X}_2 & \cdots & \mathbf{X}_2^H\mathbf{X}_{N_t} \\ \vdots & \vdots & \ddots & \vdots \\ \mathbf{X}_{N_t}^H\mathbf{X}_1 & \mathbf{X}_{N_t}^H\mathbf{X}_2 & \cdots & \mathbf{X}_{N_t}^H\mathbf{X}_{N_t} \end{bmatrix}_{(N_t\lambda + N_t) \times (N_t\lambda + N_t)} \\ &= \end{aligned} \quad (42)$$

Thus, the minimum MSE is achieved if and only if

$$\mathbf{X}_i^H\mathbf{X}_j = \begin{cases} E\mathbf{I}_{\lambda+1}, & \text{if } i = j, \\ \mathbf{0}_{(\lambda+1) \times (\lambda+1)}, & \text{if } i \neq j, \end{cases} \quad (43)$$

with which we have

$$\text{minimum MSE} = \frac{\sigma_w^2}{E}. \quad (44)$$

²The proof of this statement can be found in the Appendix of [45].

Relating (43) to the PCC between \mathbf{x}_i and \mathbf{x}_j , we assert that the minimum MSE is achieved if and only if

$$\phi(\mathbf{x}_i, \mathbf{x}_j)(\tau) = \begin{cases} E, & \text{if } i = j, \tau = 0, \\ 0, & \text{if } i \neq j, 0 \leq \tau \leq \lambda, \\ & \text{or } i = j, 1 \leq \tau \leq \lambda. \end{cases} \quad (45)$$

Remark 3: From here onwards, (45) is referred to as the *optimal condition of SM training sequences under LS channel estimator*.

B. Proposed Training Framework For Broadband SM Systems

To uncover the optimal training sequence criteria for broadband SM systems, we define the following training matrix $\mathbf{\Omega}$.

$$\mathbf{\Omega} = \begin{bmatrix} \mathbf{x}_1 \\ \mathbf{x}_2 \\ \vdots \\ \mathbf{x}_{N_t} \end{bmatrix} = \begin{bmatrix} x_{1,0} & x_{1,1} & \cdots & x_{1,L-1} \\ x_{2,0} & x_{2,1} & \cdots & x_{2,L-1} \\ \vdots & \vdots & \ddots & \vdots \\ x_{N_t,0} & x_{N_t,1} & \cdots & x_{N_t,L-1} \end{bmatrix}_{N_t \times L}. \quad (46)$$

Remark 4: In SM system, only one TA is activated over every time-slot, hence $\mathbf{\Omega}$ should be a sparse matrix in which each column has one non-zero entry only (see *Example 1*). This implies that each training sequence \mathbf{x}_n ($1 \leq n \leq N_t$) has $Q \equiv L/N_t$ non-zero entries and $(N_t - 1)Q$ zeros. In this paper, we are concerned with non-zero entries having identical magnitude of 1 (i.e., unimodular) and therefore, each training sequence has energy of $E = Q$.

Suppose that $\mathbf{\Omega}$ has the following *sparse structure*.

$$\mathbf{\Omega} = \begin{bmatrix} T^0 (\mathbf{a}_1 \mathbf{0}_{1 \times (N_t-1)Q}) \\ T^Q (\mathbf{a}_2 \mathbf{0}_{1 \times (N_t-1)Q}) \\ \vdots \\ T^{(N_t-1)Q} (\mathbf{a}_{N_t} \mathbf{0}_{1 \times (N_t-1)Q}) \end{bmatrix}_{N_t \times L}, \quad (47)$$

where $\mathbf{a}_n = [a_{n,0}, a_{n,1}, \dots, a_{n,Q}]$ ($1 \leq n \leq N_t$) are row vectors having identical length of Q and energy of E . Noted that Ω is obtained by vertical concatenation of N_t sparse sequences, each of which is a shifted version of a non-zero sequence in $\{\mathbf{a}_1, \mathbf{a}_2, \dots, \mathbf{a}_{N_t}\}$ padded with $(N_t - 1)Q$ zeros.

An example of training matrix Ω having $N_t = 4$ and $L = 4Q$ is shown below.

$$\Omega = \begin{bmatrix} \mathbf{a}_1 & \mathbf{0} & \mathbf{0} & \mathbf{0} \\ \mathbf{0} & \mathbf{a}_2 & \mathbf{0} & \mathbf{0} \\ \mathbf{0} & \mathbf{0} & \mathbf{a}_3 & \mathbf{0} \\ \mathbf{0} & \mathbf{0} & \mathbf{0} & \mathbf{a}_4 \end{bmatrix}_{4 \times 4Q}, \quad (48)$$

where $\mathbf{0}$ in (48) denotes $\mathbf{0}_{1 \times Q}$. One can easily show that $\phi(\mathbf{x}_i, \mathbf{x}_j)(1)$ is non-zero and therefore, the condition in (45) can only be satisfied if $\lambda = 0$, i.e., flat-fading channels. This means that the training matrix in (48) cannot achieve minimum channel estimation MSE [see (44)] in a frequency-selective channel.

To circumvent the above problem, we propose training matrix Ω which takes the following structure.

$$\Omega = [\Omega_1, \Omega_2, \dots, \Omega_J],$$

$$\Omega_j = \begin{bmatrix} T^0 \left(\mathbf{a}_1^j \mathbf{0}_{1 \times (N_t-1)\theta} \right) \\ T^\theta \left(\mathbf{a}_2^j \mathbf{0}_{1 \times (N_t-1)\theta} \right) \\ \vdots \\ T^{(N_t-1)\theta} \left(\mathbf{a}_M^j \mathbf{0}_{1 \times (N_t-1)\theta} \right) \end{bmatrix}_{N_t \times N_t \theta}, \quad (49)$$

where $1 \leq j \leq J$, $J \geq 2$, each unimodular row vector $\mathbf{a}_n^j = [a_{n,0}^j, a_{n,1}^j, \dots, a_{n,\theta-1}^j]$ ($1 \leq j \leq J$, $1 \leq n \leq N_t$) has length of θ . Clearly $N_t J \theta = L$ and $Q = J \theta = L/N_t$. The rationale is that each TA will send Q non-zero entries over J sub-blocks (where $J \geq 2$) so that they can work in a cooperative way to enable the resultant training matrix to meet the optimal condition specified in (45).

We also define matrix Ψ , which is obtained by removing all the zero vectors and cyclic-shift operators in Ω , as follows.

$$\Psi = \begin{bmatrix} \mathbf{a}_1^1 & \mathbf{a}_1^2 & \dots & \mathbf{a}_1^J \\ \mathbf{a}_2^1 & \mathbf{a}_2^2 & \dots & \mathbf{a}_2^J \\ \vdots & \vdots & \ddots & \vdots \\ \mathbf{a}_{N_t}^1 & \mathbf{a}_{N_t}^2 & \dots & \mathbf{a}_{N_t}^J \end{bmatrix}_{N_t \times Q}. \quad (50)$$

One can see that Ω can be one-to-one mapped to Ψ and vice versa. As such, Ψ is called the *characteristic matrix* of the training matrix Ω . In the sequel, we sometimes write the training matrix and characteristic matrix as (N_t, J, θ) - Ω and (N_t, J, θ) - Ψ , respectively.

Example 7: Training matrix $(4, 2, \theta)$ - Ω for channel estimation in SM with 4 TAs is shown in Fig. 5. This training matrix

and its characteristic matrix can be written as follows.

$$\Omega = \begin{bmatrix} \mathbf{a}_1^1 & \mathbf{0} & \mathbf{0} & \mathbf{0} & \mathbf{a}_1^2 & \mathbf{0} & \mathbf{0} & \mathbf{0} \\ \mathbf{0} & \mathbf{a}_2^1 & \mathbf{0} & \mathbf{0} & \mathbf{0} & \mathbf{a}_2^2 & \mathbf{0} & \mathbf{0} \\ \mathbf{0} & \mathbf{0} & \mathbf{a}_3^1 & \mathbf{0} & \mathbf{0} & \mathbf{0} & \mathbf{a}_3^2 & \mathbf{0} \\ \mathbf{0} & \mathbf{0} & \mathbf{0} & \mathbf{a}_4^1 & \mathbf{0} & \mathbf{0} & \mathbf{0} & \mathbf{a}_4^2 \end{bmatrix}_{4 \times 8\theta}, \quad (51)$$

$$\Psi = \begin{bmatrix} \mathbf{a}_1^1 & \mathbf{a}_1^2 \\ \mathbf{a}_2^1 & \mathbf{a}_2^2 \\ \mathbf{a}_3^1 & \mathbf{a}_3^2 \\ \mathbf{a}_4^1 & \mathbf{a}_4^2 \end{bmatrix}_{4 \times 2\theta},$$

where $\mathbf{0}$ in Ω stands for $\mathbf{0}_{1 \times \theta}$. Note that in frequency-selective channels, the non-zero component sequences in row 1 and row 2 tend to interfere due to multi-path propagation, likewise for row 2 and row 3, row 3 and row 4, row 4 and row 1, so on and so forth. We will show later that such interference can be mitigated by the ‘‘tail-end ZACZ’’ and ‘‘tail-end ZCCZ’’ properties of a CCP (see Fig. 2). Also, the ISI of each row can be mitigated by the ‘‘front-end ZACZ’’ property of CCP. This makes CCP a key component in the SM training design.

Optimal SM Training Design Criteria: Assume that $\theta \geq \lambda$. Recalling (45), we assert that the optimal SM training sequences need to satisfy the following three equations³.

$$\phi(\mathbf{x}_{i+1}, \mathbf{x}_i)(\tau) = \sum_{j=1}^J \rho \left(\mathbf{a}_{i+1}^j, \mathbf{a}_i^j \right) (\theta - \tau) = 0, \quad (52)$$

$$1 \leq \tau \leq \lambda, 1 \leq i < N_t,$$

$$\phi(\mathbf{x}_1, \mathbf{x}_{N_t})(\tau) = \sum_{j=1}^J \rho \left(\mathbf{a}_1^{[j]^{J+1}}, \mathbf{a}_{N_t}^j \right) (\theta - \tau) = 0, 1 \leq \tau \leq \lambda, \quad (53)$$

and

$$\phi(\mathbf{x}_i)(\tau) = \sum_{j=1}^J \rho \left(\mathbf{a}_i^j \right) (\tau) = 0, 1 \leq \tau \leq \lambda, 1 \leq i \leq N_t. \quad (54)$$

Note that (52)-(53) and (54) specify the PCC conditions and PAC condition for the rows of Ω , respectively. It is assumed that all the non-zero entries of characteristic matrix Ψ are drawn from alphabet set \mathcal{A}_q (see Subsection II-A for its definition). In particular, we are interested in binary ($q = 2$) and quaternary ($q = 4$) characteristic matrices owing to their low implementation complexity in practice. We have the following remark.

Remark 5: For any q -ary characteristic matrix with even q , J should be even. This implies that any binary ($q = 2$) or quaternary ($q = 4$) characteristic matrix should have even J .

Proof 3: Setting $\tau = 1$ in (52), we obtain

$$\phi(\mathbf{x}_{i+1}, \mathbf{x}_i)(1) = \sum_{j=1}^J a_{i+1,0}^j \left(a_{i,\theta-1}^j \right)^*. \quad (55)$$

It is noted that the right-hand-side of (55) is a summation of J entries which are drawn from \mathcal{A}_q . When q is even, every entry $a_{i+1,0}^j \left(a_{i,\theta-1}^j \right)^*$ can only be cancelled by its negation

³Note that $\phi(\mathbf{x}_{i+1}, \mathbf{x}_i)(0) = 0, \forall 1 \leq i < N_t$ and $\phi(\mathbf{x}_1, \mathbf{x}_{N_t})(0) = 0$ can always be ensured by the proposed training matrix structure in (49).

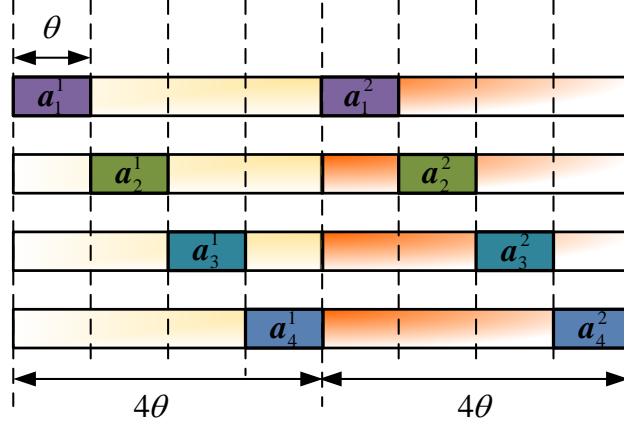


Fig. 5: Training matrix Ω with $N_t = 4, J = 2, L = 2N_t\theta$.

(one of the J entries in \mathcal{A}_q) to ensure $\phi(\mathbf{x}_{i+1}, \mathbf{x}_i)(1) = 0$. Therefore, J must be even.

Proposed Construction: Consider a $(2, 2, \theta)$ - Ψ “seed” characteristic matrix as follows.

$$\Psi = \begin{bmatrix} \mathbf{a}_1^1 & \mathbf{a}_1^2 \\ \mathbf{a}_2^1 & \mathbf{a}_2^2 \end{bmatrix}_{2 \times 2\theta}. \quad (56)$$

Suppose the *optimal* conditions specified in (52)-(54) are satisfied, i.e.,

$$\rho(\mathbf{a}_2^1, \mathbf{a}_1^1)(\theta - \tau) + \rho(\mathbf{a}_2^2, \mathbf{a}_1^2)(\theta - \tau) = 0, \quad 1 \leq \tau \leq \lambda, \quad (57)$$

$$\rho(\mathbf{a}_1^2, \mathbf{a}_2^1)(\theta - \tau) + \rho(\mathbf{a}_1^1, \mathbf{a}_2^2)(\theta - \tau) = 0, \quad 1 \leq \tau \leq \lambda, \quad (58)$$

and

$$\rho(\mathbf{a}_i^1)(\tau) + \rho(\mathbf{a}_i^2)(\tau) = 0, \quad 1 \leq \tau \leq \lambda, i \in \{1, 2\}. \quad (59)$$

Based on the $(2, 2, \theta)$ - Ψ given in (56), we obtain an enlarged $(N_t, 2, \theta)$ -characteristic matrix ($N_t \geq 2$ even) as follows.

$$\begin{aligned} \tilde{\Psi} &= \mathbf{1}_{N_t/2 \times 1} \otimes \Psi \\ &= \begin{bmatrix} \mathbf{1}_{N_t/2 \times 1} \otimes \mathbf{a}_1^1 & \mathbf{1}_{N_t/2 \times 1} \otimes \mathbf{a}_1^2 \\ \mathbf{1}_{N_t/2 \times 1} \otimes \mathbf{a}_2^1 & \mathbf{1}_{N_t/2 \times 1} \otimes \mathbf{a}_2^2 \end{bmatrix}_{N_t \times 2\theta}. \end{aligned} \quad (60)$$

The corresponding training matrix of $\tilde{\Psi}$ can be expressed as

$$\begin{aligned} \tilde{\Omega} &= \begin{bmatrix} \mathbf{x}_1 \\ \mathbf{x}_2 \\ \vdots \\ \mathbf{x}_{N_t/2} \\ \mathbf{x}_{N_t/2+1} \\ \vdots \\ \mathbf{x}_{N_t} \end{bmatrix}_{N_t \times 2N_t\theta} \\ &= \begin{bmatrix} T^0(\mathbf{a}_1^1 \mathbf{0}) & T^0(\mathbf{a}_1^2 \mathbf{0}) \\ T^\theta(\mathbf{a}_1^1 \mathbf{0}) & T^\theta(\mathbf{a}_1^2 \mathbf{0}) \\ \vdots & \vdots \\ T^{(N_t/2-1)\theta}(\mathbf{a}_1^1 \mathbf{0}) & T^{(N_t/2-1)\theta}(\mathbf{a}_1^2 \mathbf{0}) \\ T^{(N_t/2)\theta}(\mathbf{a}_2^1 \mathbf{0}) & T^{(N_t/2)\theta}(\mathbf{a}_2^2 \mathbf{0}) \\ T^{(N_t/2+1)\theta}(\mathbf{a}_2^1 \mathbf{0}) & T^{(N_t/2+1)\theta}(\mathbf{a}_2^2 \mathbf{0}) \\ \vdots & \vdots \\ T^{(N_t-1)\theta}(\mathbf{a}_2^1 \mathbf{0}) & T^{(N_t-1)\theta}(\mathbf{a}_2^2 \mathbf{0}) \end{bmatrix}_{N_t \times 2N_t\theta}. \end{aligned} \quad (61)$$

where $\mathbf{0}$ stands for $\mathbf{0}_{1 \times (N_t-1)\theta}$. One can see that the *optimal* conditions in (53) and (54) can be satisfied by (58) and (59), respectively. Furthermore, by (57), we have

$$\begin{aligned} &\phi(\mathbf{x}_{N_t/2+1}, \mathbf{x}_{N_t/2})(\tau) \\ &= \rho(\mathbf{a}_2^1, \mathbf{a}_1^1)(\theta - \tau) + \rho(\mathbf{a}_2^2, \mathbf{a}_1^2)(\theta - \tau) \\ &= 0, \quad 1 \leq \tau \leq \lambda. \end{aligned} \quad (62)$$

To ensure that (52) is satisfied for all the i , we also require

$$\phi(\mathbf{x}_{i+1}, \mathbf{x}_i)(\tau) = 0, \quad \forall i \in \{1, 2, \dots, N_t-1\} \setminus \{N_t/2\}, \quad 1 \leq \tau \leq \lambda.$$

This leads to the following *additional* conditions which should be met by the $(2, 2, \theta)$ - Ψ “seed” characteristic matrix:

$$\begin{aligned} \phi(\mathbf{x}_{i+1}, \mathbf{x}_i)(\tau) &= \rho(\mathbf{a}_1^1)(\theta - \tau) + \rho(\mathbf{a}_1^2)(\theta - \tau) \\ &= 0, \quad 1 \leq i \leq N_t/2 - 1, 1 \leq \tau \leq \lambda. \end{aligned} \quad (63)$$

$$\begin{aligned}\phi(\mathbf{x}_{i+1}, \mathbf{x}_i)(\tau) &= \rho(\mathbf{a}_2^1)(\theta - \tau) + \rho(\mathbf{a}_2^2)(\theta - \tau) \\ &= 0, \quad N_t/2 + 1 \leq i \leq N_t - 1, 1 \leq \tau \leq \lambda.\end{aligned}\quad (64)$$

Let (\mathbf{a}, \mathbf{b}) be an $(N = \theta, Z = \lambda)$ -CCP which is proposed in Section III. Consider two ‘‘seed’’ characteristic matrices taking the following structures:

$$\Psi_1 = \begin{bmatrix} \mathbf{a} & \mathbf{b} \\ \mathbf{a} & \mathbf{b} \end{bmatrix}_{2 \times 2\theta}, \quad \Psi_2 = \begin{bmatrix} \mathbf{a} & \mathbf{b} \\ \underline{\mathbf{b}}^* & -\underline{\mathbf{a}}^* \end{bmatrix}_{2 \times 2\theta}. \quad (65)$$

One can readily show that (57)-(59) and (63)-(64) can be satisfied by both Ψ_1 and Ψ_2 . The resultant ‘‘seed’’ characteristic matrices will allow us to design training matrices $(N_t, 2, \theta)$ - $\tilde{\Omega}$ [see (61)] for *optimal* channel estimation in SM system with N_t TAs.

Based on $(N_t, 2, \theta)$ - $\tilde{\Omega}$, we can also construct a training matrix (N_t, J, θ) - $\bar{\Omega}$ (with longer row sequences and hence larger value of E and enhanced channel estimation performance) by the following expansion rule.

$$\bar{\Omega} = \mathbf{1}_{1 \times J/2} \otimes \tilde{\Omega}, \quad \text{for } J > 2. \quad (66)$$

Finally, based on (56), (60), (61), (66), we summarize the proposed SM training design as follows.

$$\begin{aligned}(\theta, \lambda)\text{-CCP} &\mapsto (2, 2, \theta)\text{-}\Psi \mapsto (N_t, 2, \theta)\text{-}\tilde{\Psi} \\ &\mapsto (N_t, 2, \theta)\text{-}\tilde{\Omega} \mapsto (N_t, J, \theta)\text{-}\bar{\Omega}.\end{aligned}\quad (67)$$

One may choose $(N_t, 2, \theta)$ - $\tilde{\Omega}$ or (N_t, J, θ) - $\bar{\Omega}$ ($J > 2$) as the SM training matrix depends on the channel estimation MSE requirement which is determined by $E = J\theta$ [see (44)].

C. Numerical Evaluation

In this subsection, we evaluate the proposed SM training sequences over frequency-selective channels. Throughout this subsection, we assume $N_t = 4, N_r = 1$. Consider a $(\lambda + 1)$ -path channel (separated by integer symbol durations) having uniform power delay profile as follows:

$$h[t] = \sum_{n=0}^{\lambda} h_i \delta[t - nT], \quad (68)$$

where h_i 's are complex-valued Gaussian random variables with zero mean and $\mathbb{E}(|h_i|^2) = 1$.

Let us consider the *perfect* $(N = 8, Z = 4)$ -CCP given in Table I. As we will see, (\mathbf{a}, \mathbf{b}) leads to optimal SM training matrix provided that the number of multi-paths is not greater than $Z + 1$ (i.e., 5). Based on the training matrix expansion rule in (61) and applying seed characteristic matrices Ψ_1 and Ψ_2 given in (65), respectively, we obtain training matrices $(4, 2, 8)$ - $\tilde{\Omega}_1$ and $(4, 2, 8)$ - $\tilde{\Omega}_2$ as follows.

$$\begin{aligned}\tilde{\Omega}_1 &= \begin{bmatrix} \mathbf{a} & \mathbf{0} & \mathbf{0} & \mathbf{0} & | & \mathbf{b} & \mathbf{0} & \mathbf{0} & \mathbf{0} \\ \mathbf{0} & \mathbf{a} & \mathbf{0} & \mathbf{0} & | & \mathbf{0} & \mathbf{b} & \mathbf{0} & \mathbf{0} \\ \mathbf{0} & \mathbf{0} & \mathbf{a} & \mathbf{0} & | & \mathbf{0} & \mathbf{0} & \mathbf{b} & \mathbf{0} \\ \mathbf{0} & \mathbf{0} & \mathbf{0} & \mathbf{a} & | & \mathbf{0} & \mathbf{0} & \mathbf{0} & \mathbf{b} \end{bmatrix}, \\ \tilde{\Omega}_2 &= \begin{bmatrix} \mathbf{a} & \mathbf{0} & \mathbf{0} & \mathbf{0} & | & \mathbf{b} & \mathbf{0} & \mathbf{0} & \mathbf{0} \\ \mathbf{0} & \mathbf{a} & \mathbf{0} & \mathbf{0} & | & \mathbf{0} & \mathbf{b} & \mathbf{0} & \mathbf{0} \\ \mathbf{0} & \mathbf{0} & \underline{\mathbf{b}}^* & \mathbf{0} & | & \mathbf{0} & \mathbf{0} & -\underline{\mathbf{a}}^* & \mathbf{0} \\ \mathbf{0} & \mathbf{0} & \mathbf{0} & \underline{\mathbf{b}}^* & | & \mathbf{0} & \mathbf{0} & \mathbf{0} & -\underline{\mathbf{a}}^* \end{bmatrix},\end{aligned}\quad (69)$$

where $\mathbf{0}$ in (69) stands for $\mathbf{0}_{1 \times 8}$. Taking one SM training matrix in (69) and following the expansion rule in (66), we can obtain $(4, 6, 8)$ - $\bar{\Omega}$ and $(4, 18, 8)$ - $\bar{\Omega}$. As a comparison, we consider binary *random* (but regular and sparse) training matrices in which each row (of a training matrix) contains $2\lambda J$, where $J \in \{2, 6, 18\}$, non-zero entries and each column consists of one non-zero entry only. Note that a larger value of J leads to higher value of training sequence energy E and hence better channel estimation performance⁴. A new random training matrix is generated for every different SM channel estimation (i.e., random on-the-fly). Following Section IV, LS channel estimator is employed. Fig. 6-a compares the channel estimation MSEs versus ‘‘EbNo (dB) per TA’’ for the above two types of training sequences (where $J = 2, 6, 18$) with frequency-selective fading channel consisting of 5 multi-paths. It is seen that the MSE curves obtained from the proposed SM training sequences match with the minimum MSE curves very well for different values of J . Compared to the MSE curve obtained from random training sequences, about 1.5 dB gain is achieved for $J = 2$. When J increases, the MSE gap between these types of sequences diminishes. This is because the diagonal elements (i.e., taking identical value of $E = 8J$) of $\mathbf{X}^H \mathbf{X}$ in (41) become significantly larger than the off-diagonal ones. Consequently, $\mathbf{X}^H \mathbf{X}$ approaches to an identity matrix as the proposed SM training sequences can achieve.

Next, we evaluate the channel estimation MSE performances under different values of multi-paths at fixed EbNo. We employ the *perfect* $(N = 16, Z = 8)$ -CCP given in Table I to generate our proposed SM training matrix with the same structure as $\tilde{\Omega}_1$ in (69), i.e., $J = 2$. We consider the length-15 m-sequence

$$\mathbf{a}_m = [1, 1, 1, 1, -1, 1, -1, 1, 1, -1, -1, 1, -1, -1, -1],$$

and length-13 Barker sequence

$$\mathbf{a}_B = [1, 1, 1, 1, 1, -1, -1, 1, 1, -1, 1, -1, 1],$$

in addition to that from random binary sequences of length 32. For these three types of sequences, we adopt the training matrix structure in (48), where $\mathbf{a}_1, \mathbf{a}_2, \mathbf{a}_3, \mathbf{a}_4$ take the identical length-15 m-sequence, i.e.,

$$\Omega_m = \sqrt{\frac{32}{15}} \cdot \begin{bmatrix} \mathbf{a}_m & \mathbf{0} & \mathbf{0} & \mathbf{0} \\ \mathbf{0} & \mathbf{a}_m & \mathbf{0} & \mathbf{0} \\ \mathbf{0} & \mathbf{0} & \mathbf{a}_m & \mathbf{0} \\ \mathbf{0} & \mathbf{0} & \mathbf{0} & \mathbf{a}_m \end{bmatrix}_{4 \times 60}. \quad (70)$$

For fair comparison, we normalize the energies of all the training sequences to $E = 32$. Similarly, we obtain a 4×52 training matrix, denoted by Ω_B , from the length-13 Barker sequence and a 4×64 training matrix, denoted by Ω_r , from every length-16 random sequence. It is noted that an m-sequence has periodic autocorrelation sidelobes of -1 , whilst a Barker sequence has aperiodic autocorrelation sidelobes with magnitudes of at most 1. When the number of multi-paths is 9 (or less), $\mathbf{X}^H \mathbf{X}$ corresponding to our proposed

⁴ In practice, however, a longer training sequence will give rise to a higher training overhead. Hence, selection of the training length (determined by J) is a trade-off between channel estimation performance and training overhead.

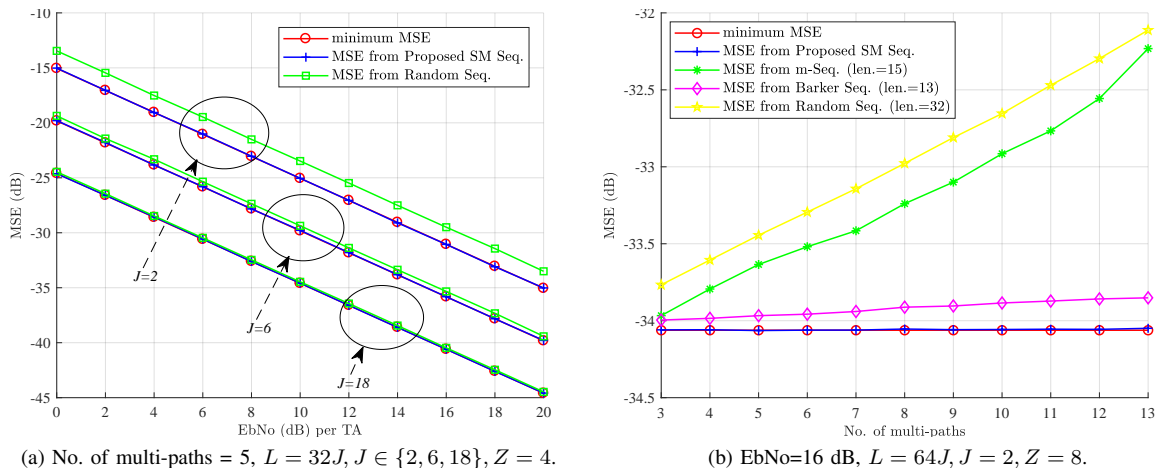


Fig. 6: MSE comparison with training matrices from other sequences.

SM training matrix is an identity matrix multiplied by the training matrix energy and therefore, our proposed SM training matrix achieves the minimum MSEs, as shown in Fig. 6-b for EbNo at 16 dB. The same may not be achieved by training matrices Ω_m , Ω_B , and Ω_r . As a result, their channel estimation MSEs display certain distances to the minimum MSE regardless the number of multi-paths. Compared to the length-15 m-sequence and length-32 random sequences, it is interesting to see that the length-13 Barker sequence has advantage in achieving lower channel estimation MSEs (with slower growth when the number of multi-paths increases) through training matrix Ω_B . This is because a sequence with lower aperiodic autocorrelation sidelobes tends to give rise to smaller magnitudes for the off-diagonal elements of $\mathbf{X}^H\mathbf{X}$ and hence better channel estimation MSEs. Nevertheless, it is widely conjectured that no binary Barker sequences exist for lengths larger than 13 [48] and hence the application of Barker sequences may not be possible when a large sequence length is required. In contrast, the channel estimation MSEs corresponding to our proposed SM training matrix start to deviate from, but very close to, the minimum MSE when the number of multi-paths increases to beyond 9. In summary, our proposed SM training matrices give rise to the minimum channel estimation MSEs provided that the number of multi-paths is no greater than $Z + 1$; when greater than $Z + 1$, our proposed SM training matrices may still give rise to good channel estimation MSEs in the condition that 1) $\mathbf{X}^H\mathbf{X}$ associated to the SM training matrix has full rank and 2) the off-diagonal elements of $\mathbf{X}^H\mathbf{X}$ have small magnitudes.

V. CONCLUSIONS

In this paper, we have proposed a new class of sequence pairs called cross-complementary pairs (CCPs) in which every CCP displays zero (symmetrical) aperiodic auto-correlation (AAC) sums and zero aperiodic cross-correlation (ACC) sums for certain time-shifts. Unlike Golay complementary pairs (GCPs) whose two constituent sequences must be sent over two non-interfering channels (thus only AAC sums matter in GCPs), *perfect* CCPs should be designed to minimize both

ISI (determined by AAC sums) and cross-interference (by ACC sums). By investigating the structural properties of CCPs, we have found that *perfect* CCPs are equivalent to a subset of GCPs whose first halves are identical and second halves have opposite polarities (See P2 in Section III). Based on this finding, we have shown by systematic constructions that *perfect* binary CCPs exist for lengths $2^{\alpha+1}10^{\beta}26^{\gamma}$, where α, β, γ are non-negative integers. We have also extended the concept of CCP to cross-complementary set (CCS) which consists of constituent sequences of two or more.

Secondly, we have shown that CCPs play an important role in channel training sequence design of broadband spatial modulation (SM) systems. It should be noted that the existing dense training sequences for conventional MIMO systems are unapplicable in SM systems as only one transmit antenna (TA) is activated at each time-slot. By employing CCP, we have presented a generic framework for the design of *optimal* SM training matrix. We have shown that these training matrices lead to minimum channel estimation mean-squared-error in quasi-static frequency-selective channels.

As a future work, more systematic constructions (e.g., recursive expansion algorithms) for CCPs/CCSs (perfect or non-perfect) may be designed. When a *perfect* CCP/CCS cannot be obtained, it will be interesting to know what are the almost-perfect CCPs/CCSs with respect to different sequence lengths and alphabet sizes. Efficient training design for generalized SM [49]–[51] in (correlated) dispersive channels is also an interesting and challenging issue to be explored.

APPENDIX A PROOFS OF CCP PROPERTIES

Proof of P1:

Proof 4: Since (\mathbf{c}, \mathbf{d}) is obtained by respectively dividing \mathbf{a} by a_0 and \mathbf{b} by b_0 , we have $\mathbf{c} = \mathbf{a}/a_0, \mathbf{d} = \mathbf{b}/b_0$. Therefore,

$$\rho(\mathbf{c})(\tau) + \rho(\mathbf{d})(\tau) = \frac{1}{|a_0|^2}\rho(\mathbf{a})(\tau) + \frac{1}{|b_0|^2}\rho(\mathbf{b})(\tau). \quad (71)$$

For q -ary CCP (\mathbf{a}, \mathbf{b}) , $a_0, b_0 \in \mathcal{A}_q$ and hence $|a_0|^2 = |b_0|^2 = 1$. Thus,

$$\rho(\mathbf{c})(\tau) + \rho(\mathbf{d})(\tau) = \rho(\mathbf{a})(\tau) + \rho(\mathbf{b})(\tau). \quad (72)$$

Furthermore, since $\rho(\mathbf{a})(N-1) + \rho(\mathbf{b})(N-1) = \rho(\mathbf{a}, \mathbf{b})(N-1) + \rho(\mathbf{a}, \mathbf{b})(N-1) = 0$, we have

$$\begin{aligned} a_0 a_{N-1}^* + b_0 b_{N-1}^* &= 0, \\ a_0 b_{N-1}^* + b_0 a_{N-1}^* &= 0. \end{aligned} \quad (73)$$

Multiplying the above two identities by b_0^*, a_0^* , respectively, we assert that $a_0 b_0^* = a_0^* b_0$ which is a real number. As a result, we have

$$\begin{aligned} \rho(\mathbf{c}, \mathbf{d})(\tau) + \rho(\mathbf{d}, \mathbf{c})(\tau) &= \frac{1}{b_0^* a_0} \rho(\mathbf{a}, \mathbf{b})(\tau) + \frac{1}{b_0 a_0^*} \rho(\mathbf{b}, \mathbf{a})(\tau) \\ &= \frac{1}{b_0 a_0^*} [\rho(\mathbf{a}, \mathbf{b})(\tau) + \rho(\mathbf{b}, \mathbf{a})(\tau)]. \end{aligned} \quad (74)$$

Recalling the two conditions specified in (13), (72) and (74) indicate that (\mathbf{c}, \mathbf{d}) is also q -ary (N, λ) -CCP (with $c_0 = d_0 = 1$).

By $\rho(\mathbf{c})(N-1) + \rho(\mathbf{d})(N-1) = 0$, we have

$$c_{N-1} + d_{N-1} = 0. \quad (75)$$

Based on this (i.e., $c_0 = d_0, c_{N-1} = -d_{N-1}$), we next carry out an induction for the proof of (16). Suppose that we have $c_i = d_i, c_{N-1-i} = -d_{N-1-i}$ for all $i \in \{0, 1, \dots, k-1\}$ where $k \leq Z-1$. Next, we calculate the aperiodic correlation sums at $\tau = N-k-1$ which involves the correlations of the following vectors.

$$\begin{bmatrix} \mathbf{c}_1 \\ \mathbf{c}_2 \\ \mathbf{d}_1 \\ \mathbf{d}_2 \end{bmatrix} = \begin{bmatrix} 1 & c_1 & c_2 & \cdots & c_{k-1} & c_k \\ c_{N-k-1} & c_{N-k} & c_{N-k+1} & \cdots & c_{N-2} & c_{N-1} \\ 1 & d_1 & d_2 & \cdots & d_{k-1} & d_k \\ d_{N-k-1} & d_{N-k} & d_{N-k+1} & \cdots & d_{N-2} & d_{N-1} \end{bmatrix}. \quad (76)$$

Note that

$$\begin{aligned} \rho(\mathbf{c})(N-k-1) + \rho(\mathbf{d})(N-k-1) \\ = \langle \mathbf{c}_1, \mathbf{c}_2 \rangle + \langle \mathbf{d}_1, \mathbf{d}_2 \rangle = 0, \end{aligned} \quad (77)$$

$$\begin{aligned} \rho(\mathbf{c}, \mathbf{d})(N-k-1) + \rho(\mathbf{d}, \mathbf{c})(N-k-1) \\ = \langle \mathbf{c}_1, \mathbf{d}_2 \rangle + \langle \mathbf{d}_1, \mathbf{c}_2 \rangle = 0. \end{aligned} \quad (78)$$

By (76), we have

$$c_{N-k-1}^* + \sum_{i=1}^k c_i c_{N-k-1+i}^* + d_{N-k-1}^* + \sum_{i=1}^k d_i d_{N-k-1+i}^* = 0, \quad (79)$$

and

$$d_{N-k-1}^* + \sum_{i=1}^k c_i d_{N-k-1+i}^* + c_{N-k-1}^* + \sum_{i=1}^k d_i c_{N-k-1+i}^* = 0. \quad (80)$$

Summing up (79) and (80), we have

$$\begin{aligned} 2(c_{N-k-1}^* + d_{N-k-1}^*) + \sum_{i=1}^k c_i \underbrace{(c_{N-k-1+i}^* + d_{N-k-1+i}^*)}_{=0} \\ + \sum_{i=1}^k d_i \underbrace{(c_{N-k-1+i}^* + d_{N-k-1+i}^*)}_{=0} = 0. \end{aligned} \quad (81)$$

Subtracting (79) by (80), we have

$$\begin{aligned} (c_k - d_k) c_{N-1}^* + \sum_{i=1}^{k-1} \underbrace{(c_i - d_i)}_{=0} c_{N-k-1+i}^* - (c_k - d_k) d_{N-1}^* \\ + \sum_{i=1}^{k-1} \underbrace{(d_i - c_i)}_{=0} d_{N-k-1+i}^* = 0. \end{aligned} \quad (82)$$

By (81), we have $c_{N-k-1} = -d_{N-k-1}$. By (82) and considering $c_{N-1} \neq d_{N-1}$ ⁵, we assert that $c_k = d_k$. Continuing this induction, the proof of (16) follows.

Next, we assume $Z > N/2$ and N is even. Setting $i = N/2 - 1$ into (16), we have $c_{N/2} + d_{N/2} = 0$. Then, setting $i = N/2$ into (16), we obtain $c_{N/2} = d_{N/2}$. This requires that $c_{N/2} = d_{N/2} = 0$ which contradicts with the precondition that (\mathbf{c}, \mathbf{d}) is a q -ary CCP. When N is odd, another contradiction is reached for $c_{(N-1)/2} = d_{(N-1)/2} = 0$. In either case, we assert that $Z \leq N/2$ should be met.

Proof of P2:

Proof 5: In Section II, we have shown that if (\mathbf{a}, \mathbf{b}) is a GCP, $(\mathbf{b}^*, -\mathbf{a}^*)$ will also be a GCP which is mutually orthogonal to (\mathbf{a}, \mathbf{b}) . The first identity of (32) is similar to the mutually orthogonal property of GCPs, although with some slight changes for its proof. Here, we only prove the second equality of (32). For $1 \leq \tau \leq Z$, we have

$$\begin{aligned} \rho(\mathbf{b}, \mathbf{b}^*)(N-\tau) + \rho(\mathbf{a}, -\mathbf{a}^*)(N-\tau) \\ = \sum_{i=0}^{\tau-1} (b_i b_{\tau-1-i} - a_i a_{\tau-1-i}). \end{aligned} \quad (83)$$

By assumption, we have $a_i = b_i, a_{N-1-i} = -b_{N-1-i}$, for all $i \in (\mathcal{T}_1 - 1)$. Thus, the above equation reduces to

$$\begin{aligned} \rho(\mathbf{b}, \mathbf{b}^*)(N-\tau) + \rho(\mathbf{a}, -\mathbf{a}^*)(N-\tau) \\ = \sum_{i=0}^{\tau-1} a_i \underbrace{(b_{\tau-1-i} - a_{\tau-1-i})}_{=0} = 0. \end{aligned} \quad (84)$$

On the other hand, when $\tau = Z+1$, we have

$$\begin{aligned} \rho(\mathbf{b}, \mathbf{b}^*)(N-\tau) + \rho(\mathbf{a}, -\mathbf{a}^*)(N-\tau) \\ = \sum_{i=1}^{\lambda-1} a_i \underbrace{(b_{Z-i} - a_{Z-i})}_{=0} + 2a_0 \underbrace{(b_Z - a_Z)}_{\neq 0} \neq 0. \end{aligned} \quad (85)$$

⁵Otherwise, we have $c_{N-1} = d_{N-1} = 0$ by $c_{N-1} + d_{N-1} = 0$. This contradicts with the precondition that (\mathbf{c}, \mathbf{d}) is a q -ary CCP.

This proves the second equality of (32).

Proof of P3:

Proof 6: For binary sequence pair (\mathbf{a}, \mathbf{b}) over $\{-1, 1\}$, by the first condition specified in (13), we have

$$\rho(\mathbf{a})(N-1) + \rho(\mathbf{b})(N-1) = a_0 a_{N-1} + b_0 b_{N-1} = 0. \quad (86)$$

Also, we require

$$\rho(\mathbf{a})(1) + \rho(\mathbf{b})(1) = \sum_{i=0}^{N-2} (a_i a_{i+1} + b_i b_{i+1}) = 0. \quad (87)$$

Let $a_i = 1 - 2\tilde{a}_i, b_i = 1 - 2\tilde{b}_i$, where $1 \leq i \leq N$ and $\tilde{a}_i, \tilde{b}_i \in \mathbb{Z}_2$. Consequently, (86) and (87), respectively, imply that

$$\tilde{a}_0 + \tilde{a}_{N-1} + \tilde{b}_0 + \tilde{b}_{N-1} = 1 \pmod{2}, \quad (88)$$

and

$$\begin{aligned} N-1 &= \sum_{i=0}^{N-2} (a_i + a_{i+1} + b_i + b_{i+1}) \pmod{2} \\ &= \tilde{a}_0 + \tilde{a}_{N-1} + \tilde{b}_0 + \tilde{b}_{N-1} \pmod{2}. \end{aligned} \quad (89)$$

Combining (88) and (89), we assert that N should be an even positive integer.

In the end, (18) of P3 can be easily obtained by an induction exploiting $\rho(\mathbf{a})(\tau) + \rho(\mathbf{b})(\tau)$ starting from $\tau = N-1$ to $\tau = N-Z$. This induction is similar to that in [2], [14] and therefore detailed proof of (18) is omitted.

REFERENCES

- [1] M. J. E. Golay, "Statatic multislit spectroscopy and its application to the panoramic display of infrared spectra," *J. Opt. Soc. Amer.*, vol. 41, pp. 468-472, 1951.
- [2] M. J. E. Golay, "Complementary series," *IRE Trans. Inf. Theory*, vol. IT-7, pp. 82-87, Apr. 1961.
- [3] S. Budišin, "New complementary pairs of sequences," *Electron. Lett.*, vol. 26, no. 13, pp. 881-883, Jun. 1990.
- [4] S. Budišin, "New multilevel complementary pairs of sequences," *Electron. Lett.*, vol. 26, no. 22, pp. 1861-1863, Oct. 1990.
- [5] S. Budišin and P. Spasojević, "Paraunitary generation/correlation of QAM complementary sequence pairs," in *Proc. Cryptography Commun.*, vol. 6, no. 1, pp. 59-102, Oct. 2014.
- [6] Z. Wang, G. Wu, and D. Ma, "A new method to construct Golay complementary set by paraunitary matrices and Hadamard matrices," in *Proc. 9th International Conference on Sequences and Their Applications (SETA-2016)*, Sep. 2016, pp. 1-12.
- [7] S. Das, S. Budišin, S. Majhi, Z. Liu, and Y. L. Guan, "A multiplier-free generator for polyphase complete complementary codes," *IEEE Trans. Signal Process.*, vol. 66, no. 5, pp. 1184-1192, Mar. 2018.
- [8] S. Budišin and P. Spasojević, "Paraunitary-based Boolean generator for QAM complementary sequences of length 2^K ," *IEEE Trans. Inf. Theory*, vol. 64, no. 8, pp. 5938-5956, Aug. 2018.
- [9] J. A. Davis and J. Jedwab, "Peak-to-mean power control in OFDM, Golay complementary sequences, and Reed-Muller codes," *IEEE Trans. Inf. Theory*, vol. 45, no. 7, pp. 2397-2417, Nov. 1999.
- [10] Y. Li, "A construction of general QAM Golay complementary sequences," *IEEE Trans. Inf. Theory*, vol. 56, no. 11, pp. 5765-5771, Nov. 2010.
- [11] Z. Liu, Y. Li, and Y. L. Guan, "New constructions of general QAM Golay complementary sequences," *IEEE Trans. Inf. Theory*, vol. 59, no. 11, pp. 7684-7692, Nov. 2013.
- [12] P. Fan and M. Darnell, *Sequence Design for Communications Applications*. New York: Wiley, 1996.
- [13] M. G. Parker, K. G. Paterson, and C. Tellambura, "Golay complementary sequences," *Wiley Encyclopedia of Telecommunications*, J. G. Proakis, Ed. New York: Wiley Interscience, 2002.
- [14] Z. Liu, U. Paramalli, and Y. L. Guan, "Optimal odd-length binary Z-complementary pairs," *IEEE Trans. Inf. Theory*, vol. 60, no. 9, pp. 5768-5781, July 2014.
- [15] P. Fan, W. Yuan, and Y. Tu, "Z-complementary binary sequences," *IEEE Signal Process. Lett.*, vol. 14, pp. 401-404, Aug. 2007.
- [16] C. Tseng and C. Liu, "Complementary sets of sequences," *IEEE Trans. Inf. Theory*, vol. IT-18, pp. 644-665, Sept. 1972.
- [17] A. Rathinakumar and A. K. Chaturvedi, "Complete mutually orthogonal Golay complementary sets from Reed-Muller codes," *IEEE Trans. Inf. Theory*, vol. 54, pp. 1339-1346, Mar. 2008.
- [18] S. Wang and A. Abli, "Aperiodic complementary sets of sequences-based MIMO frequency selective channel estimation," *IEEE Commun. Lett.*, vol. 9, no. 10, pp. 891-893, Oct. 2005.
- [19] S. Wang and A. Abdi, "MIMO ISI channel estimation using uncorrelated Golay complementary sets of polyphase sequences," *IEEE Trans. Veh. Tech.*, vol. 56, pp. 3024-3040, Sep. 2007.
- [20] S. Z. Budišin, "Efficient pulse compressor for Golay complementary sequences," *IEE Electron. Lett.*, vol. 27, pp. 219-220, Jan. 1991.
- [21] A. Pezeshki, A. R. Calderbank, W. Moran, and S. D. Howard, "Doppler resilient Golay complementary waveforms," *IEEE Trans. Inf. Theory*, vol. 54, pp. 4254-4266, Sep. 2008.
- [22] H. H. Chen, J. F. Yeh, and N. Seuhiro, "A multicarrier CDMA architecture based on orthogonal complementary codes for new generations of wideband wireless communications," *IEEE Commun. Magazine*, vol. 39, pp. 126-135, Oct. 2001.
- [23] H. H. Chen, *The Next Generation CDMA Technologies*, John Wiley & Sons, Jul. 2007.
- [24] Z. Liu, Y. L. Guan, and H. H. Chen, "Fractional-delay-resilient receiver for interference-free MC-CDMA communications based on complete complementary codes," *IEEE Trans. Wireless Commun.*, vol. 14, no. 3, pp. 1226-1237, Mar. 2015.
- [25] B. M. Popović, "Synthesis of power efficient multitone signals with flat amplitude spectrum," *IEEE Trans. Commun.*, vol. 39, pp. 1031-1033, Jul. 1991.
- [26] K. G. Paterson, "Generalized Reed-Muller codes and power control in OFDM modulation," *IEEE Trans. Inf. Theory*, vol. 46, pp. 104-120, Jan. 2000.
- [27] Z. Liu, Y. L. Guan, and U. Paramalli, "New complete complementary codes for the peak-to-mean power control in MC-CDMA," *IEEE Trans. Commun.*, vol. 62, pp. 1105-1113, Mar. 2014.
- [28] E. Telatar, "Capacity of multi-antenna Gaussian channels," *Eur. Trans. Telecommun.*, vol. 10, no. 6, pp. 585-595, Nov./Dec. 1999.
- [29] V. Tarokh, H. Jafarkhani, and A. R. Calderbank, "Space-time block codes from orthogonal designs," *IEEE Trans. Inf. Theory*, vol. 45, no. 5, pp. 1456-1467, Jul. 1999.
- [30] B. Hassibi and B. M. Hochwald, "High-rate codes that are linear in space and time," *IEEE Trans. Inf. Theory*, vol. 48, no. 7, pp. 1804-1824, Jul. 2002.
- [31] L. Zheng and D. N. C. Tse, "Diversity and multiplexing: A fundamental tradeoff in multiple-antenna channels," *IEEE Trans. Inf. Theory*, vol. 49, no. 5, pp. 1073-1096, May 2003.
- [32] J. Mietzner, R. Schober, L. Lampe, W. H. Gerstacker, and P. A. Höher, "Multiple-antenna techniques for wireless communications-A comprehensive literature survey," *IEEE Commun. Surveys Tuts.*, vol. 11, no. 2, pp. 87-105, Second Quart., 2009.
- [33] E. Basar, "On multiple-input multiple-output OFDM with index modulation for next generation wireless networks," *IEEE Trans. Signal Process.*, vol. 64, no. 15, pp. 3868-3878, Aug. 2016.
- [34] B. Zheng, M. Wen, E. Basar, and F. Chen, "Multiple-input multiple-output OFDM with index modulation: Low-complexity detector design," *IEEE Trans. Signal Process.*, vol. 65, no. 11, pp. 2758-2772, Jun. 2017.
- [35] R. Mesleh, H. Haas, Y. Lee, and S. Yun, "Interchannel interference avoidance in MIMO transmission by exploiting spatial information," in *Proc. 16th IEEE Int. Symp. PIMRC*, Berlin, Germany, 2005, vol. 1, pp. 141-145.
- [36] R. Mesleh, H. Haas, S. Sinanovi, C. W. Ahn, and S. Yun, "Spatial modulation," *IEEE Trans. Veh. Technol.*, vol. 57, no. 4, pp. 2228-2241, Jul. 2008.
- [37] M. Di Renzo, H. Haas, and P. M. Grant, "Spatial modulation for multiple antenna wireless systems: A survey," *IEEE Commun. Mag.*, vol. 49, no. 12, pp. 182-191, Dec. 2011.
- [38] P. Yang, M. D. Renzo, Y. Xiao, S. Li, and L. Hanzo, "Design guidelines for spatial modulation," *IEEE Commun. Surveys Tuts.*, vol. 17, no. 1, pp. 6-26, First Quart., 2015.
- [39] P. Yang, Y. Xiao, Y. L. Guan, K. V. S. Hari, A. Chockalingam, S. Sugiura, H. Hass, M. D. Renzo, C. Masouros, Z. Liu, L. Xiao, S. Li, and L. Hanzo, "Single-carrier SM-MIMO: a promising design for broadband

- large-scale antenna systems,” *IEEE Commun. Surveys Tuts.*, vol. 18, no. 3, pp. 1687-1716, Third Quart., 2016.
- [40] J. Jeganathan, A. Ghrayeb, and L. Szczecinski, “Spatial modulation: Optimal detection and performance analysis,” *IEEE Commun. Lett.*, vol. 12, no. 8, pp. 545-547, Aug. 2008.
- [41] M. D. Renzo and H. Haas, “Bit error probability of SM-MIMO over generalized fading channels,” *IEEE Trans. Veh. Technol.*, vol. 61, no. 3, pp. 1124-1144, Mar. 2012.
- [42] E. Basar, U. Aygolu, E. Panayirci, and H. Poor, “Performance of spatial modulation in the presence of channel estimation errors,” *IEEE Commun. Lett.*, vol. 16, no. 2, pp. 176-179, Feb. 2012.
- [43] M. Di Renzo, D. De Leonardi, F. Graziosi, and H. Haas, “Space shift keying (SSK-) MIMO with practical channel estimates,” *IEEE Trans. Commun.*, vol. 60, no. 4, pp. 998-1012, Apr. 2012.
- [44] S. Sugiura and L. Hanzo, “Effects of channel estimation on spatial modulation,” *IEEE Signal Process. Lett.*, vol. 19, no. 12, pp. 805-808, Dec. 2012.
- [45] S. A. Yang and J. Wu, “Optimal binary training sequence design for multiple-antenna systems over dispersive fading channels,” *IEEE Trans. Veh. Technol.*, vol. 51, pp. 1271-1276, Sept. 2002.
- [46] C. Fragouli, N. Al-Dhahir, and W. Turin, “Training-based channel estimation for multiple-antenna broadband transmissions,” *IEEE Trans. Wireless Commun.*, vol. 2, no. 2, pp. 384-391, Mar. 2003.
- [47] P. Fan and W. H. Mow, “On optimal training sequence design for multiple-antenna systems over dispersive fading channels and its extensions,” *IEEE Trans. Veh. Technol.*, vol. 53, no. 5, pp. 1623-1626, Sep. 2004.
- [48] P. Borwein and M. J. Mossinghoff, “Barker sequences and flat polynomials”, in *Number Theory and Polynomials*, Cambridge University Press, pp. 7188, 2008.
- [49] J. Fu, C. Hou, W. Xiang, L. Yan, and Y. Hou, “Generalised spatial modulation with multiple active transmit antennas,” in *Proc. IEEE GLOBECOM Workshops*, Dec. 2010, pp. 839-844.
- [50] T. Datta and A. Chockalingam, “On generalized spatial modulation,” in *Proc. IEEE Wireless Commun. Netw. Conf. (WCNC'2013)*, Apr. 2013, pp. 2716-2721.
- [51] J. Wang, S. Jia, and J. Song, “Generalised spatial modulation system with multiple active transmit antennas and low complexity detection scheme,” *IEEE Trans. Wireless Commun.*, vol. 11, no. 4, pp. 1605-1615, Apr. 2012.