

Controller Synthesis for Multi-Agent Systems With Intermittent Communication: A Metric Temporal Logic Approach

Zhe Xu, Federico M. Zegers, Bo Wu, Warren Dixon and Ufuk Topcu

Abstract—This paper develops a controller synthesis approach for a multi-agent system (MAS) with intermittent communication. We adopt a *leader-follower* scheme, where a *mobile leader* with absolute position sensors switches among a set of *followers* without absolute position sensors to provide each follower with intermittent state information. We model the MAS as a switched system. The followers are to asymptotically reach a predetermined *consensus* state. To guarantee the stability of the switched system and the consensus of the followers, we derive *maximum and minimal dwell-time conditions* to constrain the intervals between consecutive time instants at which the leader should provide state information to the same follower. Furthermore, the leader needs to satisfy practical constraints such as charging its battery and staying in specific regions of interest. Both the maximum and minimum dwell-time conditions and these practical constraints can be expressed by *metric temporal logic* (MTL) specifications. We iteratively compute the optimal control inputs such that the leader satisfies the MTL specifications, while guaranteeing stability and consensus of the followers. We implement the proposed method on a case study with three mobile robots as the followers and one quadrotor as the leader.

I. INTRODUCTION

Coordination strategies for multi-agent systems (MAS) have been traditionally designed under the assumption that state feedback is continuously available. However, continuous communication over a network is often impractical, especially in mobile robot applications where shadowing and fading in the wireless communication can cause unreliability, and each agent has limited energy resources [1], [2].

Due to these constraints, there is a strong interest in developing MAS coordination methods that rely on intermittent information over a communication network. The results in [3]–[8] develop *event-triggered* and *self-triggered* controllers that utilize sampled data from networked agents only when triggered by conditions that ensure desired stability and performance properties. However, these results require a network represented by a strongly connected graph to enable agent coordination. This requirement of a *strongly connected network* induces constraints on the motion of the individual agents and additional maneuvers that may deviate from their primary purpose. Event-triggered and self-triggered control

methods can also be used to coordinate the agents that communicate with a central base station or *cloud* intermittently as in [9], where submarines intermittently surface to obtain state information about themselves and their neighbors from a cloud. However, such a coordination strategy also requires additional maneuvers from the submarines that detract from their primary purpose.

Depending on the application and/or environment, some of the agents in a MAS may not be equipped with absolute position sensors. In such scenarios, the results in [3]–[8] are invalid. Therefore, there is a need for distributed methods capable of coordinating these agents that are not equipped with absolute position sensors while utilizing intermittent information. Moreover, such methods should not require agents to perform additional maneuvers to ensure the connectivity of the network. In [10], a set of *followers* operating with inaccurate position sensors are able to reach consensus at a desired state while a *leader* intermittently provides each follower with state information. By introducing a leader, the followers are able to perform their tasks without the need to perform additional maneuvers to obtain state information.

Building on the work of [10], we adopt a *leader-follower* scheme, where the MAS is modeled as a switched system [11], [12]. As an illustrative example shown in Fig. 1, the three followers need to reach consensus at the center of the green feedback region and one leader agent is to provide intermittent state information to each follower. To guarantee the stability of the switched system and consensus of the followers, we derive *maximum and minimal dwell-time conditions* to constrain the intervals between consecutive time instants at which the leader should provide state information to the same follower.

The maximum and minimum dwell-time conditions can be encoded by *metric temporal logic* (MTL) specifications [13]. Such specifications have also been used in many robotic applications for time-related specifications [14]. Furthermore, as the leader is typically more energy-consuming and safety-critical due to the high-quality sensing, communication and mobility equipments, the leader is likely required to satisfy additional MTL specifications for practical constraints such as charging its battery and staying in specific regions. In the example shown in Fig. 1, the leader needs to satisfy an MTL specification “*reach the charging station G_1 or G_2 in every 6 time units and always stay in the yellow region D* ”.

We design the followers’ controllers such that guarantees on the stability of the switched system and consensus of the followers hold, provided that the maximum and minimal dwell-time conditions are satisfied. Then we synthesize the

Zhe Xu and Bo Wu are with the Oden Institute for Computational Engineering and Sciences, University of Texas, Austin, TX 78712, Federico M. Zegers and Warren Dixon are with the Department of Mechanical and Aerospace Engineering, University of Florida, Gainesville, Florida 32611, Ufuk Topcu is with the Department of Aerospace Engineering and Engineering Mechanics, and the Oden Institute for Computational Engineering and Sciences, University of Texas, Austin, TX 78712, e-mail: zhexu@utexas.edu, fredzeg@ufl.edu, bwu3@utexas.edu, wdixon@ufl.edu, utopcu@utexas.edu.

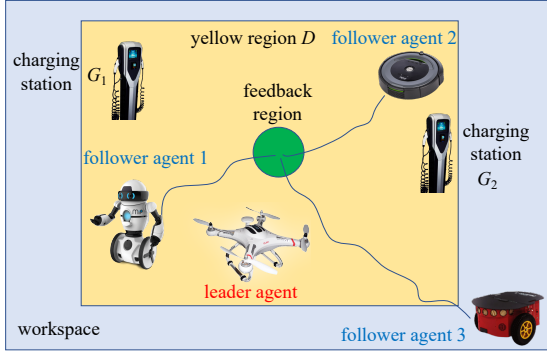


Fig. 1: Illustrative example of a MAS with a leader (quadrotor) and three followers (mobile robots).

leader’s controller to satisfy the same MTL specifications that encode the maximum and minimal dwell-time conditions and the additional practical constraints. There is a rich literature on controller synthesis subject to temporal logic specifications [15]–[25]. For linear or switched linear systems, the controller synthesis problem can be converted into a mixed-integer linear programming (MILP) problem [17], [18]. Additionally, as the followers are not equipped with absolute position sensors, we design an observer to estimate the followers’ states and the state estimates can change abruptly due to the intermittent communication of state information. Therefore, we solve the MILP problem iteratively to account for such abrupt changes.

We provide an implementation of the proposed method on a simulation case study with three mobile robots as the followers and one quadrotor as the leader. The results in two different scenarios show that the synthesized controller can lead to satisfaction of the MTL specifications, while achieving the stability of the switched system and consensus of the followers.

II. BACKGROUND AND PROBLEM FORMULATION

A. Agent Dynamics

Consider a multi-agent system (MAS) consisting of Q followers ($Q \in \mathbb{Z}_{>0}^1$) indexed by $i \in F \triangleq \{1, \dots, Q\}$ and a leader indexed by 0. Let the time set be $\mathbb{T} = \mathbb{R}_{\geq 0}$. Let $y_0, y_i : \mathbb{T} \rightarrow \mathbb{R}^z$ denote the position of the leader and follower i , respectively. Let $x_0 : \mathbb{T} \rightarrow \mathbb{R}^l$ and $x_i : \mathbb{T} \rightarrow \mathbb{R}^m$ denote the state of the leader and follower i , respectively. The linear time-invariant dynamics of the leader and follower i are

$$\begin{aligned} \dot{x}_0(t) &= A_0 x_0(t) + B_0 u_0(t), \\ y_0(t) &= C_0 x_0(t), \\ \dot{x}_i(t) &= A x_i(t) + B u_i(t) + d_i(t), \\ y_i(t) &= C x_i(t), \end{aligned} \quad (1)$$

where $A_0 \in \mathbb{R}^{l \times l}$, $A \in \mathbb{R}^{m \times m}$, $B_0 \in \mathbb{R}^{l \times n}$, $B \in \mathbb{R}^{m \times n}$, $C_0 \in \mathbb{R}^{z \times l}$, $C \in \mathbb{R}^{z \times m}$. Here, $u_0, u_i : \mathbb{T} \rightarrow \mathbb{R}^n$ denote the control inputs of the leader and follower i , respectively, and

¹ $\mathbb{Z}_{>0}$ denotes the set of positive integers.

$d_i : \mathbb{T} \rightarrow \mathbb{R}^m$ is an exogenous disturbance. For simplicity, we assume that $\lambda_{\max}(A)^2 \in \mathbb{R}_{>0}$ and B has full row rank.

B. Sensing and Communication

Each follower is equipped with a relative position sensor and hardware to enable communication with the leader. Since the followers lack absolute position sensors, they are not able to localize themselves within the global coordinate system. Nevertheless, the followers can use their relative position sensors to enable self-localization relative to their initially known locations. However, relative position sensors like encoders and inertial measurement units (IMUs) can produce unreliable position information since e.g., wheels of mobile robots may slip and IMUs may generate noisy data. Hence, the $d_i(t)$ term in (1) models the inaccurate position measurements from the relative position sensor of follower i as well as any external influences from the environment. Navigation through the use of a relative position sensor results in dead-reckoning, which becomes increasingly more inaccurate with time if not corrected. On the other hand, the leader is equipped with an absolute position sensor and hardware to enable communication with each follower. Unlike a relative position sensor, an absolute position sensor allows localization of the agents within the global coordinate system.

The followers’ task is to reach consensus to a predetermined state $x_g \in \mathbb{R}^m$. A feedback region (see Fig. 1) centered at the position $Cx_g \in \mathbb{R}^z$ with radius $R_g \in \mathbb{R}_{>0}$ is capable of providing state information to each follower $i \in F$ once $\|y_i(t) - Cx_g\| = \|Cx_i(t) - Cx_g\| \leq R_g$. The leader’s task is to provide state information to each follower while they navigate to x_g with the intermittent state information. Both the leader and the followers are equipped with digital communication hardware where communication is only possible at discrete time instants. Let $R_c \in \mathbb{R}_{>0}$ and $R_s \in \mathbb{R}_{>0}$ denote the communication and sensing radii of each agent, respectively. For simplicity, let $R_c = R_s \triangleq R$.

The leader provides state information to the follower i (i.e., services the follower i) if and only if $\|y_i(t) - y_0(t)\| \leq R$ and the communication channel of the follower i is on. We define the *communication switching signal* ζ_i for follower i as $\zeta_i = 1$ if the communication channel is on for follower i ; and $\zeta_i = 0$ if the communication channel is off for follower i . We use $t_s^i \geq 0$ to indicate the s^{th} servicing time instance for follower i . Hence, the $(s+1)^{\text{th}}$ servicing time instant for follower i is³

$$t_{s+1}^i \triangleq \inf \{t \geq t_s^i : (\|y_i(t) - y_0(t)\| \leq R) \wedge (\zeta_i(t) = 1)\}$$

where \wedge denotes the *conjunction* logical connective.

C. State Observer and Error Dynamics

The followers, not equipped with absolute position sensors, implement the following model-based observer to esti-

² $\lambda_{\max}(A)$ denotes the maximum singular value of A .

³For $s = 0$, t_0^i is the initial time, for simplicity we take $t_0^i = 0$.

mate the state of each follower $i \in F$:

$$\begin{aligned}\hat{x}_i(t) &\triangleq A\hat{x}_i(t) + Bu_i(t), \quad t \in [t_s^i, t_{s+1}^i), \\ \hat{x}_i(t_s^i) &\triangleq x_i(t_s^i),\end{aligned}\quad (2)$$

where $\hat{x}_i: \mathbb{T} \rightarrow \mathbb{R}^m$ denotes the estimate of x_i .

Then we can obtain the position estimate of follower i as

$$\hat{y}_i(t) \triangleq C\hat{x}_i(t). \quad (3)$$

To facilitate the analysis, we define the following two error signals

$$e_{1,i}(t) \triangleq \hat{x}_i(t) - x_i(t) \quad (4)$$

and

$$e_{2,i}(t) \triangleq x_g - \hat{x}_i(t). \quad (5)$$

Similar to [10], we adopt the following assumptions.

Assumption 1: The state estimate \hat{x}_i is initialized as $\hat{x}_i(0) = x_i(0)$ for all $i \in F$.

Assumption 2: The leader has full knowledge of its own state $x_0(t)$ for all $t \geq 0$ and the initial state $x_i(0)$ for all $i \in F$.

Assumption 3: The disturbance d_i is bounded, i.e., $\|d_i(t)\| \leq \bar{d}_i$ for all $t \geq 0$, where $\bar{d}_i \in \mathbb{R}_{>0}$ is a known constant.

The control of follower i is as follows:

$$u_i(t) \triangleq -B^+A\hat{x}_i(t) + k_iB^+e_{2,i}(t) \quad (6)$$

such that B^+ denotes the pseudo-inverse of B and $k_i \in \mathbb{R}_{>0}$ is a user-defined parameter. Since B has full row rank (see Section II-A), $BB^+ = I_{m \times m}$, where $I_{m \times m}$ is the identity matrix.

At each servicing time instant t_s^i , with the feedback provided by the leader, the state estimate \hat{x}_i of follower i immediately resets to x_i . Therefore, the state estimates follow the dynamics of switched systems [26].

Substituting (1) and (2) into the time-derivative of (4) yields

$$\dot{e}_{1,i}(t) = Ae_{1,i}(t) - d_i(t), \quad t \in [t_s^i, t_{s+1}^i), \quad (7)$$

$$e_{1,i}(t_s^i) = 0_m, \quad (8)$$

where $0_m \in \mathbb{R}^m$ is the zero column vector. Substituting (2) into the time-derivative of (5) yields

$$\dot{e}_{2,i}(t) = -k_i e_{2,i}(t), \quad t \in [t_s^i, t_{s+1}^i), \quad (9)$$

$$e_{2,i}(t_s^i) = x_g - x_i(t_s^i). \quad (10)$$

D. Metric Temporal Logic (MTL)

To achieve the stability of the switched system and consensus of the followers while satisfying the practical constraints of the leader, the requirements of the MAS can be specified in MTL specifications (see details in Section IV). In this subsection, we briefly review the MTL interpreted over discrete-time trajectories [27]. The domain of the position of the agents y is denoted by $\mathcal{Y} \subset \mathbb{R}^z$. The domain $\mathbb{B} = \{true, false\}$ is the Boolean domain, and the time index set is $\mathbb{I} = \{0, 1, \dots\}$. With slight abuse of notation, we use y to

denote the discrete-time trajectory as a function from \mathbb{I} to \mathcal{Y} . A set AP is a set of atomic propositions, each mapping \mathcal{Y} to \mathbb{B} . The syntax of MTL is defined recursively as follows:

$$\phi := \top \mid \pi \mid \neg\phi \mid \phi_1 \wedge \phi_2 \mid \phi_1 \vee \phi_2 \mid \phi_1 \mathcal{U}_{\mathcal{I}} \phi_2$$

where \top stands for the Boolean constant True, $\pi \in AP$ is an atomic proposition, \neg (negation), \wedge (conjunction), \vee (disjunction) are standard Boolean connectives, \mathcal{U} is a temporal operator representing ‘‘until’’ and \mathcal{I} is a time interval of the form $\mathcal{I} = [j_1, j_2]$ ($j_1 \leq j_2$, $j_1, j_2 \in \mathbb{I}$). We can also derive two useful temporal operators from ‘‘until’’ (\mathcal{U}), which are ‘‘eventually’’ $\diamond_{\mathcal{I}}\phi = \top \mathcal{U}_{\mathcal{I}}\phi$ and ‘‘always’’ $\square_{\mathcal{I}}\phi = \neg \diamond_{\mathcal{I}} \neg \phi$. We define the set of states that satisfy the atomic proposition π as $\mathcal{O}(\pi) \in \mathcal{Y}$.

Next, we introduce the Boolean semantics of MTL for trajectories of finite length in the strong and the weak view, which are modified from the literature of temporal logic model checking and monitoring [28]–[30]. We use $t[j] \in \mathbb{T}$ to denote the time instant at time index $j \in \mathbb{I}$ and $y^j \triangleq y(t[j])$ to denote the value of y at time $t[j]$. In the following, $(y^{0:H}, j) \models_S \phi$ (resp. $(y^{0:H}, j) \models_W \phi$) means the trajectory $y^{0:H} \triangleq y^0 \dots y^H$ ($H \in \mathbb{Z}_{\geq 0}$) strongly (resp. weakly) satisfies ϕ at time index j , $(y^{0:H}, j) \not\models_S \phi$ (resp. $(y^{0:H}, j) \not\models_W \phi$) means $y^{0:H}$ fails to strongly (resp. weakly) satisfy ϕ at time index j .

Definition 1: The Boolean semantics of MTL for trajectories of finite length in the strong view is defined recursively as follows [22]:

$$\begin{aligned}(y^{0:H}, j) \models_S \pi &\text{ iff } j \leq H \text{ and } y^j \in \mathcal{O}(\pi), \\ (y^{0:H}, j) \models_S \neg\phi &\text{ iff } (y^{0:H}, j) \not\models_W \phi, \\ (y^{0:H}, j) \models_S \phi_1 \wedge \phi_2 &\text{ iff } (y^{0:H}, j) \models_S \phi_1 \\ &\text{ and } (y^{0:H}, j) \models_S \phi_2, \\ (y^{0:H}, j) \models_S \phi_1 \mathcal{U}_{\mathcal{I}} \phi_2 &\text{ iff } \exists j' \in j + \mathcal{I}, \text{ s.t. } (y^{0:H}, j') \models_S \phi_2, \\ &(y^{0:H}, j'') \models_S \phi_1 \forall j'' \in [j, j').\end{aligned}$$

Definition 2: The Boolean semantics of MTL for trajectories of finite length in the weak view is defined recursively as follows [22]:

$$\begin{aligned}(y^{0:H}, j) \models_W \pi &\text{ iff either of the following holds:} \\ &1) j \leq H \text{ and } y^j \in \mathcal{O}(\pi); \\ &2) j > H, \\ (y^{0:H}, j) \models_W \neg\phi &\text{ iff } (y^{0:H}, j) \not\models_S \phi, \\ (y^{0:H}, j) \models_W \phi_1 \wedge \phi_2 &\text{ iff } (y^{0:H}, j) \models_W \phi_1 \\ &\text{ and } (y^{0:H}, j) \models_W \phi_2, \\ (y^{0:H}, j) \models_W \phi_1 \mathcal{U}_{\mathcal{I}} \phi_2 &\text{ iff } \exists j' \in j + \mathcal{I}, \text{ s.t. } (y^{0:H}, j') \models_W \phi_2, \\ &(y^{0:H}, j'') \models_W \phi_1 \forall j'' \in [j, j').\end{aligned}$$

Intuitively, if a trajectory of finite length can be extended to infinite length, then the strong view indicates that the truth value of the formula on the infinite-length trajectory is already ‘‘determined’’ on the trajectory of finite length, while the weak view indicates that it may not be ‘‘determined’’ yet [30]. As an example, a trajectory $y^{0:3} = y^0 y^1 y^2 y^3$ is not possible to strongly satisfy $\phi = \square_{[0,5]}\pi$ at time 0, but $y^{0:3}$ is

possible to strongly violate ϕ at time 0, i.e., $(y^{1:3}, 0) \models_S \neg\phi$ is possible.

For an MTL formula ϕ , the necessary length $\|\phi\|$ is defined recursively as follows [31]:

$$\begin{aligned}\|\pi\| &= 0, \quad \|\neg\phi\| = \|\phi\|, \\ \|\phi_1 \wedge \phi_2\| &= \max(\|\phi_1\|, \|\phi_2\|), \\ \|\phi_1 \mathcal{U}_{[j_1, j_2]} \phi_2\| &= \max(\|\phi_1\|, \|\phi_2\|) + j_2.\end{aligned}$$

E. Problem Statement

We now present the problem formulation for the control of the MAS with intermittent communication and MTL specifications.

Problem 1: Design the control inputs for the leader $\mathbf{u}_0 = [u_0^0, u_0^1, \dots]$ (u_0^j denotes the control input at time index j) such that the following characteristics are satisfied while minimizing the control effort $\|\mathbf{u}_0\|^4$:

Correctness: A given MTL specification ϕ is weakly satisfied by the trajectory of the leader.

Stability: The error signal $e_{1,i}(t)$ is uniformly bounded, and the error signal $e_{2,i}(t)$ is asymptotically regulated⁵ for each follower i .

Consensus: The states of the followers asymptotically reach consensus to x_g .

III. STABILITY AND CONSENSUS ANALYSIS

In this section, we provide the conditions for achieving the stability of the switched system and the consensus of the followers. Such conditions include maximal (see Theorem 1) and minimal (see Theorem 2) dwell-time conditions on the intervals between consecutive time instants at which the leader should provide state information to the same follower.

Theorem 1: Let $V_T \in \mathbb{R}_{>0}$ be a user-defined parameter. Then, the error signal in (4) for follower i is uniformly bounded, i.e., $\|e_{1,i}(t)\| \leq V_T$ for all $t \geq 0$, provided the leader satisfies the maximum dwell-time condition

$$t_{s+1}^i - t_s^i \leq \frac{1}{\lambda_{\max}(A)} \ln \left(\frac{\lambda_{\max}(A) V_T}{\bar{d}_i} + 1 \right) \quad (11)$$

for all $s \in \mathbb{Z}_{\geq 0}$.

Proof: Let $s \in \mathbb{Z}_{\geq 0}$. Consider the common Lyapunov functional candidate $V_{1,i} : \mathbb{R}^m \rightarrow \mathbb{R}_{\geq 0}$

$$V_{1,i}(e_{1,i}(t)) \triangleq \frac{1}{2} e_{1,i}^T(t) e_{1,i}(t). \quad (12)$$

By (1) and (2), (4) is continuously differentiable over $[t_s^i, t_{s+1}^i)$. Substituting (7) when $t \in [t_s^i, t_{s+1}^i)$ into the time-derivative of (12) yields $\dot{V}_{1,i}(e_{1,i}(t)) = e_{1,i}^T(t) (Ae_{1,i}(t) - d_i(t))$, which can be upper bounded by

$$\dot{V}_{1,i}(e_{1,i}(t)) \leq \lambda_{\max}(A) \|e_{1,i}(t)\|^2 + \bar{d}_i \|e_{1,i}(t)\| \quad (13)$$

Substituting (12) into (13) produces

$$\dot{V}_{1,i}(e_{1,i}(t)) \leq 2\lambda_{\max}(A) V_{1,i}(e_{1,i}(t)) + \bar{d}_i \sqrt{2V_{1,i}(e_{1,i}(t))}. \quad (14)$$

⁴ $\|\cdot\|$ denotes the 2-norm.

⁵The error signal $e_{2,i}(t)$ is asymptotically regulated if $\|e_{2,i}(t)\| \rightarrow 0$ as $t \rightarrow \infty$.

Invoking the Comparison Lemma [32, Lemma 3.4] on (14) over $[t_s^i, t_{s+1}^i)$ yields

$$V_{1,i}(e_{1,i}(t)) \leq \left(\frac{\bar{d}_i \sqrt{2}}{2\lambda_{\max}(A)} \left(e^{\lambda_{\max}(A)(t-t_s^i)} - 1 \right) \right)^2. \quad (15)$$

Substituting (12) into (15) yields $\|e_{1,i}(t)\| \leq \frac{\bar{d}_i}{\lambda_{\max}(A)} \left(e^{\lambda_{\max}(A)(t-t_s^i)} - 1 \right)$. Now, define $\Phi_i : [t_s^i, t_{s+1}^i) \rightarrow \mathbb{R}_{\geq 0}$ by $\Phi_i(t) \triangleq \frac{\bar{d}_i}{\lambda_{\max}(A)} \left(e^{\lambda_{\max}(A)(t-t_s^i)} - 1 \right)$. Since $\|e_{1,i}(t)\| \leq \frac{\bar{d}_i}{\lambda_{\max}(A)} \left(e^{\lambda_{\max}(A)(t-t_s^i)} - 1 \right)$ for all $t \in [t_s^i, t_{s+1}^i)$ and $\|e_{1,i}(t_{s+1}^i)\| = 0$ where $\Phi_i(t_{s+1}^i) > 0$, then $\|e_{1,i}(t)\| \leq \Phi_i(t)$ for all $t \in [t_s^i, t_{s+1}^i)$. If $\Phi_i(t_{s+1}^i) \leq V_T$, then $\|e_{1,i}(t)\| \leq V_T$ for all $t \in [t_s^i, t_{s+1}^i)$. Hence, the corresponding dwell-time condition is given by (11). Since $[0, \infty) = \bigcup_{s \in \mathbb{Z}_{\geq 0}} [t_s^i, t_{s+1}^i)$ where $t_0^i = 0$ and

$\|e_{1,i}(t)\| \leq V_T$ over each $[t_s^i, t_{s+1}^i)$ provided the leader continuously satisfies the dwell-time condition in (11), then $\|e_{1,i}(t)\| \leq V_T$ for all $t \in [0, \infty)$. ■

Theorem 2: The error signal in (5) is globally asymptotically regulated provided the leader satisfies both the maximum dwell-time condition in (11) and the minimum dwell-time condition in

$$t_{s+1}^i - t_s^i > \frac{1}{k_i} \ln \left(\frac{\|e_{2,i}(t_s^i)\|}{\|e_{2,i}(t_s^i)\| - V_T} \right) \quad (16)$$

for all $s \in \mathbb{Z}_{>0}$ such that $s < \bar{s}$ (\bar{s} denotes the index of $t_{\bar{s}}^i$ where $\|e_{2,i}(t_{\bar{s}}^i)\| \leq V_T$ first holds), and $V_T \in \left(0, \frac{R_g}{2\lambda_{\max}(C)} \right]$.

Proof: Suppose the leader satisfies the dwell-time condition in (11) for all $s \in \mathbb{Z}_{\geq 0}$. Consider the common Lyapunov functional $V_{2,i} : \mathbb{R}^m \rightarrow \mathbb{R}_{\geq 0}$

$$V_{2,i}(e_{2,i}(t)) \triangleq \frac{1}{2} e_{2,i}^T(t) e_{2,i}(t). \quad (17)$$

By (1) and (2), (5) is continuously differentiable over $[t_s^i, t_{s+1}^i)$. Substituting (9) when $t \in [t_s^i, t_{s+1}^i)$ into the time-derivative of (17) yields

$$\dot{V}_{2,i}(e_{2,i}(t)) = -k_i e_{2,i}^T(t) e_{2,i}(t) \quad (18)$$

where substituting (17) into (18) yields

$$\dot{V}_{2,i}(e_{2,i}(t)) = -2k_i V_{2,i}(e_{2,i}(t)). \quad (19)$$

The solution of (19) over $[t_s^i, t_{s+1}^i)$ is given by $V_{2,i}(e_{2,i}(t)) = V_{2,i}(e_{2,i}(t_s^i)) e^{-2k_i(t-t_s^i)}$ where substituting (17) results in

$$\|e_{2,i}(t)\| = \|e_{2,i}(t_s^i)\| e^{-k_i(t-t_s^i)}. \quad (20)$$

Observe that $e_{2,i}(t_s^i)$ is finite since $x_i(t_s^i)$ is a measured quantity provided by the leader where (20) implies $e_{2,i}(t)$ is bounded over $[t_s^i, t_{s+1}^i)$. Moreover, the RHS of follower i 's dynamics in (1) are Lebesgue measurable and locally essentially bounded. Therefore, there exists a Filippov solution $x_i(t)$ that is absolutely continuous over $[0, \infty)$. Now, consider $t \in [t_s^i, t_{s+1}^i)$. The jump discontinuity of $e_{2,i}(t)$ at

t_{s+1}^i is given by $\Omega_i(t_{s+1}^i) \triangleq e_{2,i}(t_{s+1}^i) - \lim_{t \rightarrow (t_{s+1}^i)^-} e_{2,i}(t)$

where $e_{2,i}(t_{s+1}^i)$ is defined by (10) and $\lim_{t \rightarrow (t_{s+1}^i)^-} e_{2,i}(t)$

denotes the limit of $e_{2,i}(t)$ as $t \rightarrow t_{s+1}^i$ from the left. Since $\Omega_i(t_{s+1}^i) = \lim_{t \rightarrow (t_{s+1}^i)^-} e_{1,i}(t)$ and $\|\cdot\|$ is continuous over \mathbb{R} ,

then by Theorem 1 $\|\Omega_i(t_{s+1}^i)\| \leq V_T$. It then follows that the magnitude of the jump discontinuity is bounded by

$$\left| \|e_{2,i}(t_{s+1}^i)\| - \lim_{t \rightarrow (t_{s+1}^i)^-} \|e_{2,i}(t)\| \right| \leq V_T. \quad (21)$$

Since $\|e_{2,i}(t)\|$ is strictly decreasing over $[t_s^i, t_{s+1}^i)$ by (20), then $\|e_{2,i}(t)\| \leq \|e_{2,i}(t_s^i)\|$ for all $t \in [t_s^i, t_{s+1}^i)$. The reset map in (2) may induce an instantaneous growth in (5) at t_{s+1}^i where (21) implies $\|e_{2,i}(t_{s+1}^i)\| \leq V_T + \|e_{2,i}(t_s^i)\| e^{-k_i(t_{s+1}^i - t_s^i)}$. Therefore, the minimum dwell-time condition given by (16) can ensure that $\|e_{2,i}(t_s^i)\| > \|e_{2,i}(t_{s+1}^i)\|$, which is valid when $\|e_{2,i}(t_s^i)\| > V_T > 0$. Observe that there exists some $t_s^i \in \mathbb{R}_{>0}$ such that $\|e_{2,i}(t_s^i)\| \leq V_T$. Provided the leader satisfies the maximum dwell-time condition in (11) for all $t \leq t_s^i$, then $\|Cx_g - y_i(t_s^i)\| \leq \lambda_{\max}(C) \|e_{2,i}(t_s^i)\| + \lambda_{\max}(C) \|e_{1,i}(t_s^i)\| \leq 2\lambda_{\max}(C)V_T$. Hence, by selecting $V_T \in \left(0, \frac{R_g}{2\lambda_{\max}(C)}\right]$, it follows that $\|Cx_g - y_i(t_s^i)\| \leq R_g$, and follower i will be inside the feedback region after t_s^i . Moreover, $\|e_{1,i}(t)\| = 0$ and $\|e_{2,i}(t)\| = \|e_{2,i}(t_s^i)\| e^{-k_i(t - t_s^i)}$ for all $t \geq t_s^i$. Thus, $\|e_{2,i}(t)\| \rightarrow 0$ as $t \rightarrow \infty$. Since (17) does not have a restricted domain and is radially unbounded, then the stability result is global. ■

Remark 1: The proof of Theorem 2 formally excludes Zeno behavior.

Remark 2: From Theorem 1 and Theorem 2, for stability and consensus, for any i and s ,

$$\frac{1}{\lambda_{\max}(A)} \ln \left(\frac{\lambda_{\max}(A)V_T}{d_i} + 1 \right) \geq \frac{1}{k_i} \ln \left(\frac{\|e_{2,i}(t_s^i)\|}{\|e_{2,i}(t_s^i)\| - V_T} \right). \quad (22)$$

With Theorem 1 and Theorem 2, we provide the following theorem for achieving consensus of the followers.

Theorem 3: The states of the followers asymptotically reach consensus to x_g if the maximum dwell-time condition in (11) and the minimum dwell-time condition in (16) are satisfied or all $t_s^i \leq t_s^i$ ($i \in F$), and $V_T \in \left(0, \frac{R_g}{2\lambda_{\max}(C)}\right]$.

Proof: Let $i \in F$. By Theorem 1, if the maximum dwell-time condition in (11) is satisfied, then $\|e_{1,i}(t)\| \leq V_T$ for all $t \geq 0$. By Theorem 2, if the minimum dwell-time condition in (16) is satisfied or all $t_s^i \leq t_s^i$ ($i \in F$), then there exists a time $T_i \in \mathbb{R}_{>0}$ such that $\|e_{2,i}(T_i)\| \leq V_T$. Therefore, $\|Cx_g - y_i(T_i)\| \leq \lambda_{\max}(C) \|e_{2,i}(T_i)\| + \lambda_{\max}(C) \|e_{1,i}(T_i)\| \leq 2\lambda_{\max}(C)V_T \leq R_g$ as $V_T \in \left(0, \frac{R_g}{2\lambda_{\max}(C)}\right]$. Then for $t \geq T_i$, follower i will be inside the feedback region where $\|e_{1,i}(t)\| = 0$. Moreover, $\|e_{2,i}(t)\| \rightarrow 0$ as $t \rightarrow \infty$, so $\|x_g - x_i(t)\| = \|e_{1,i}(t)\| + \|e_{2,i}(t)\| = \|e_{2,i}(t)\| \rightarrow 0$ as $t \rightarrow \infty$. ■

IV. CONTROLLER SYNTHESIS WITH INTERMITTENT COMMUNICATION AND MTL SPECIFICATIONS

In this section, we provide the framework and algorithms for controller synthesis of the leader to satisfy the maximum and minimal dwell-time conditions and the practical constraints. The controller synthesis is conducted iteratively as the state estimates for the followers are reset to the true state values whenever they are serviced by the leader, and thus the control inputs need to be recomputed with the reset values.

We assume that the communication is only possible at discrete time instants, with T_s time periods apart and controlled by the communication switching signal ζ_i . We define the discrete time set $\mathbb{T}_d \triangleq \{t[0], t[1], \dots\}$, where $t[j] = jT_s$ for $j \in \mathbb{I}$. The maximum dwell-time $\frac{1}{\lambda_{\max}(A)} \ln \left(\frac{\lambda_{\max}(A)V_T}{d_i} + 1 \right)$ in (11) for robot i ($i = 1, \dots, Q$) is in the interval $[n_i T_s, (n_i + 1)T_s)$ and the minimum dwell-time $\frac{1}{k_i} \ln \left(\frac{\|e_{2,i}(t_0^i)\|}{\|e_{2,i}(t_0^i)\| - V_T} \right)$ in (16) is in the interval $[(m_i - 1)T_s, m_i T_s)$. We use the following MTL specifications for encoding the maximum dwell-time condition and the minimum dwell-time condition ($\eta \in [0, R)$ is a user-defined parameter):

$$\begin{aligned} \phi_1 &= \bigwedge_{1 \leq i \leq Q} (\Box \diamond_{[0, n_i]} \|y_0 - \hat{y}_i\| \leq \eta), \\ \phi_2 &= \bigwedge_{1 \leq i \leq Q} (\Box (\|y_0 - \hat{y}_i\| \leq \eta \Rightarrow \Box_{[1, m_i]} \|y_0 - \hat{y}_i\| > \eta)), \end{aligned} \quad (23)$$

where ϕ_1 means ‘‘for any follower i , the leader needs to be within η distance from the estimated position of the follower i at least once in any $n_i T_s$ time periods’’, and ϕ_2 means ‘‘each time the leader is within η distance from the estimated position of the follower i , it should not be within η distance from the estimated position of the follower i again for the next $m_i T_s$ time periods’’.

The leader also needs to satisfy an MTL specification ϕ_p for the practical constraints. One example of ϕ_p is as follows:

$$\phi_p = \Box \diamond_{[0, c]} ((y_0 \in G_1) \vee (y_0 \in G_2)) \wedge \Box (y_0 \in D). \quad (24)$$

which means ‘‘the leader robot needs to reach the charging station G_1 or G_2 at least once in any cT_s time periods, and it should always remain in the region D ’’.

Combining ϕ_1 , ϕ_2 and ϕ_p , the MTL specification for the leader is $\phi = \phi_1 \wedge \phi_2 \wedge \phi_p$.

We use $[\phi]_j^\ell$ to denote the formula modified from the MTL formula ϕ when ϕ is evaluated at time index j and the current time index is ℓ . $[\phi]_j^\ell$ can be calculated recursively as follows (we use π_j to denote the atomic predicate π evaluated at

time index j):

$$\begin{aligned} [\pi]_j^\ell &= \begin{cases} \pi_j, & \text{if } j > \ell \\ \top, & \text{if } j \leq \ell \text{ and } y^j \in \mathcal{O}(\pi) \\ \perp, & \text{if } j \leq \ell \text{ and } y^j \notin \mathcal{O}(\pi) \end{cases} \\ [\neg\phi]_j^\ell &:= \neg[\phi]_j^\ell \\ [\phi_1 \wedge \phi_2]_j^\ell &:= [\phi_1]_j^\ell \wedge [\phi_2]_j^\ell \\ [\phi_1 \mathcal{U}_I \phi_2]_j^\ell &:= \bigvee_{j' \in (j+I)} \left([\phi_2]_{j'}^\ell \wedge \bigwedge_{j \leq j'' < j'} [\phi_1]_{j''}^\ell \right). \end{aligned} \quad (25)$$

If the MTL formula ϕ is evaluated at the initial time index (which is the usual case when the task starts at the initial time), then the modified formula is $[\phi]_0^\ell$.

Algorithm 1 shows the controller synthesis approach with intermittent communication and MTL specifications. The controller synthesis problem can be formulated as a sequence of mixed integer linear programming (MILP) problems, denoted as MILP-sol in Line 3 and expressed as follows:

$$\arg \min_{\mathbf{u}_0^\ell} J(\mathbf{u}_0^\ell) = \|\mathbf{u}_0^\ell\| \quad (26)$$

$$\text{subject to: } x_0^{j+1} = \bar{A}_0 x_0^j + \bar{B}^0 u_0^j, \quad y_0^j = \bar{C}_0 x_0^j, \quad \forall i = 1, \dots, Q, \forall j = \ell, \dots, \ell + N - 1, \quad (27)$$

$$\hat{x}_i^{j+1} = \bar{A} x_i^j + \bar{B} u_i^j, \quad \hat{y}_i^j = \bar{C} \hat{x}_i^j, \quad \forall i = 1, \dots, Q, \forall j = \ell, \dots, \ell + N - 1, \quad (28)$$

$$u_{0,\min} \leq u_0^j \leq u_{0,\max}, \quad \forall i = 1, \dots, Q, \quad \forall j = \ell, \dots, \ell + N, \quad (29)$$

$$(\bar{y}^{\ell:\ell+N-1}, 0) \models_w [\phi]_0^\ell, \quad (30)$$

where the time index ℓ is initially set as 0, $N \in \mathbb{Z}_{>0}$ is the number of time instants in the control horizon, $\bar{y}^{\ell:\ell+N-1} = [y_0^{\ell:\ell+N-1}, \hat{y}_1^{\ell:\ell+N-1}, \dots, \hat{y}_Q^{\ell:\ell+N-1}]$, $\mathbf{u}_0^\ell = [u_0^\ell, u_0^{\ell+1}, \dots, u_0^{\ell+N-1}]$ is the control input signal of the leader, the input values are constrained to $[u_{0,\min}, u_{0,\max}]$, $\bar{A}^0, \bar{B}^0, \bar{C}^0, \bar{A}, \bar{B}$ and \bar{C} are converted from A^0, B^0, C^0, A, B and C respectively for the discrete-time state-space representation, and u_i^j are follower control inputs from (6). Note that we only require the trajectory $y_0^{\ell:\ell+N-1}$ to weakly satisfy ϕ as $\ell + N - 1$ may be less than the necessary length $\|\phi\|$.

At each time index ℓ , we check if there exists any follower that is being serviced (Line 5). If there are such followers, we update the state estimates of those followers with their true state values (Line 7). Then we modify the MTL formula as in (25) and the updated m_i (Line 8). The MILP is solved for time ℓ with the updated state values and the modified MTL formula $[\phi]_0^\ell$ (Line 9). The previously computed leader control inputs are replaced by the newly computed control inputs from time index ℓ to $\ell + N - 1$ (Line 10).

We use \hat{t}_{s+1}^i to denote the $(s+1)^{th}$ time that $\|y_0(t) - y_i(t)\| \leq \eta$ holds in the discrete time set \mathbb{T}_d for follower i^6 , i.e.,

$$\hat{t}_{s+1}^i \triangleq \inf \{t \geq \hat{t}_s^i : (t \in \mathbb{T}_d) \wedge (\|\hat{y}_i(t) - y_0(t)\| \leq \eta)\}.$$

⁶For $s = 0$, \hat{t}_0^i is the initial time, i.e., $\hat{t}_0^i = 0$.

Algorithm 1 Controller synthesis of MASs with intermittent communication and MTL specifications.

- 1: **Inputs:** $x_0^0, x_i^0, \phi, x_g, R_g, V_T, \eta, T_s, k_i$
 - 2: $\ell \leftarrow 0$
 - 3: Solve MILP-sol to obtain the optimal inputs u_0^{*q} ($q = 0, 1, \dots, N - 1$)
 - 4: **while** $\|C x_g - y_i(t[\ell])\| > R_g$ for some $i \in \mathcal{D}$
 - 5: $\mathcal{W} = \{i \mid \|y_0 - \hat{y}_i(t[\ell])\| \leq \eta\}$
 - 6: **if** $|\mathcal{W}| \neq \emptyset$ **then**
 - 7: $\forall i \in \mathcal{W}$, update \hat{x}_i^ℓ in constraint (28) and change constraint (28) as follows:

$$\hat{x}_i^{j+1} = \bar{A} x_i^j + \bar{B} u_i^j, \quad \forall i = 1, \dots, Q,$$

$$\forall j = \ell, \ell + 1, \dots, \ell + N - 1,$$

$$\hat{x}_i^\ell = x_i^\ell, \quad \forall i \in \mathcal{W}$$
 - 8: Update m_i in ϕ such that $\frac{1}{k_i} \ln \left(\frac{\|e_{2,i}(t[\ell])\|}{\|e_{2,i}(t[\ell])\| - V_T} \right)$ is in the interval $[(m_i - 1)T_s, m_i T_s]$
 - 9: Re-solve MILP-sol to obtain the optimal inputs $u_0^{*\ell+q}$ ($q = 0, 1, \dots, N - 1$)
 - 10: $u_0^{*\ell+q} \leftarrow u_0^{*\ell+q}$ ($q = 0, 1, \dots, N - 1$)
 - 11: **end if**
 - 12: **end while**
 - 13: **Return** $\mathbf{u}^{*0} = (u_0^{*0}, u_0^{*1}, \dots)$
-

We design the communication switching signal ζ_i as follows:

$$\zeta_i(t) = \begin{cases} 1, & \text{if } t = \hat{t}_s^i \text{ for some } s; \\ 0, & \text{otherwise.} \end{cases} \quad (31)$$

Finally, we present Theorem 4 which provides theoretical guarantees for achieving correctness, stability and consensus (in Problem 1).

Theorem 4: With the observers in (2), follower controllers in (6), communication switching signal in (31), if each optimization is feasible in Algorithm 1 and $V_T \in \left(0, \min\left\{\frac{R_g}{2\lambda_{\max}(C)}, \frac{R-\eta}{\lambda_{\max}(C)}\right\}\right]$ where $\eta \in [0, R)$, then Algorithm 1 terminates within finite time, with the MTL specification ϕ weakly satisfied and the followers asymptotically reaching consensus to the state x_g .

Proof: We first use induction to prove that $\hat{t}_s^i = t_s^i$ holds for each i and s . For each i , if $s = 0$, then $\hat{t}_0^i = t_0^i = 0$. Now assume that $\hat{t}_s^i = t_s^i$ holds and we prove that $\hat{t}_{s+1}^i = t_{s+1}^i$ holds. If each optimization is feasible in Algorithm 1, then $\hat{t}_{s+1}^i - \hat{t}_s^i = \hat{t}_{s+1}^i - t_s^i \leq n_i T_s \leq \frac{1}{\lambda_{\max}(A)} \ln \left(\frac{\lambda_{\max}(A) V_T}{d_i} + 1 \right)$. Then, following the analysis in the proof of Theorem 1, we can derive that $\|e_{1,i}(\hat{t}_{s+1}^i)\| \leq V_T$. Thus, we have $\|y_i(\hat{t}_{s+1}^i) - y_0(\hat{t}_{s+1}^i)\| \leq \|C x_i(\hat{t}_{s+1}^i) - C \hat{x}_i(\hat{t}_{s+1}^i)\| + \|C \hat{x}_i(\hat{t}_{s+1}^i) - C x_0(\hat{t}_{s+1}^i)\| \leq \lambda_{\max}(C) V_T + \eta$. Therefore, if $V_T \leq \frac{R-\eta}{\lambda_{\max}(C)}$, then $\|y_i(\hat{t}_{s+1}^i) - y_0(\hat{t}_{s+1}^i)\| \leq R$. According to the communication switching signals in (31), we have $\zeta_i(\hat{t}_{s+1}^i) = 1$. Thus, from the definition of \hat{t}_{s+1}^i in Section II-B, we have $\hat{t}_{s+1}^i = t_{s+1}^i$ holds. Therefore, we have proven through induction that $\hat{t}_s^i = t_s^i$ hold for each i and s .

If each optimization is feasible in Algorithm 1, then the

MTL specification ϕ is weakly satisfied. With $\hat{t}_s^i = t_s^i$, the maximum dwell-time condition in (11) and the minimum dwell-time condition in (16) are satisfied or all $t_s^i \leq \hat{t}_s^i$ ($i \in F$). From Theorem 3, if $V_T \in \left(0, \frac{R_g}{2\lambda_{\max}(C)}\right]$, then for each $i \in F$, there exists a time T_i such that follower i will be inside the feedback region for $t \geq T_i$. Thus, at time $\hat{t} = \max_{i \in F} T_i$, $\|Cx_g - y_i(\hat{t})\| \leq R_g$ holds for any $i \in F$, i.e., Algorithm 1 is guaranteed to terminate within finite time. Finally, if $V_T \in \left(0, \min\left\{\frac{R_g}{2\lambda_{\max}(C)}, \frac{R-\eta}{\lambda_{\max}(C)}\right\}\right]$, then the followers asymptotically reach consensus to x_g . ■

V. IMPLEMENTATION

We now demonstrate the controller synthesis approach on the example in Fig. 1 (in Section I). The leader is a quadrotor modeled as a three dimensional six degrees of freedom (6-DOF) rigid body [22]. We denote the system state as $x_q^0 = [p_q, \dot{p}_q, \theta_q, \Omega_q]^T \in \mathbb{R}^{12}$, where $p_q = [x_{q,1}, x_{q,2}, x_{q,3}]^T$ and $\dot{p}_q = [\dot{x}_{q,1}, \dot{x}_{q,2}, \dot{x}_{q,3}]^T$ are the position and velocity vectors of the quadrotor. The vector $\theta_q = [\alpha_q, \beta_q, \gamma_q]^T \in \mathbb{R}^3$ includes the roll, pitch and yaw Euler angles of the quadrotor. The vector $\Omega_q \in \mathbb{R}^3$ includes the angular velocities rotating around its body frame axes. The general nonlinear dynamic model of such a quadrotor is given by

$$\begin{aligned} m_q \ddot{p}_q &= r(\theta_q) T_q \mathbf{e}_3 - mg \mathbf{e}_3, \\ \dot{\theta}_q &= H(\theta_q) \Omega_q, \\ I \Omega_q &= -\Omega_q \times I \Omega_q + \tau_q, \end{aligned} \quad (32)$$

where m_q is the mass, g is the gravitational acceleration, I is the inertia matrix, $r(\theta_q)$ is the rotation matrix representing the body frame with respect to the inertia frame (which is a function of the Euler angles), $H(\theta_q)$ is the nonlinear mapping matrix that projects the angular velocity Ω_q to the Euler angle rate $\dot{\theta}_q$, $\mathbf{e}_3 = [0, 0, 1]^T$, T_q is the thrust of the quadrotor, and $\tau_q \in \mathbb{R}^3$ is the torque on the three axes. The control input is $u_0 = [u_{0,1}, u_{0,2}, u_{0,3}, u_{0,4}]^T$, where $u_{0,1}$ is the vertical velocity command, $u_{0,2}, u_{0,3}$ and $u_{0,4}$ are the angular velocity commands around its three body axes. The input values $u_{0,1}, u_{0,2}, u_{0,3}$ and $u_{0,4}$ are all bounded by $[-100, 100]$. By adopting the small-angle assumption and then linearizing the dynamic model around the hover state, a linear kinematic model can be obtained as follows:

$$\dot{x}_0 = A_0 x_0 + B_0 u_0, \quad (33)$$

where $x_0 = [x_{q,1}, x_{q,2}, x_{q,3}, \dot{x}_{q,1}, \dot{x}_{q,2}, \alpha_q, \beta_q, \gamma_q]^T$ is the state of the kinematic model of the quadrotor (leader), $A_0 \in \mathbb{R}^{8 \times 8}$, and $B_0 \in \mathbb{R}^{8 \times 4}$. For the 3-D position representation, $y_0 = [x_{q,1}, x_{q,2}, x_{q,3}]^T$.

We use the following simplified dynamics for the followers

$$\begin{aligned} \dot{x}_{i,1} &= x_{i,1} + u_{i,1} + d_{i,1}, \\ \dot{x}_{i,2} &= x_{i,2} + u_{i,2} + d_{i,2}, \\ \dot{x}_{i,3} &= 0, \end{aligned} \quad (34)$$

where $x_{i,1}, x_{i,2}$ and $x_{i,3}$ are the 3-D positions of follower i . Note that the vertical positions of the followers are constant.

For the state space representation, $x_i = [x_{i,1}, x_{i,2}, x_{i,3}]^T$, $u_i = [u_{i,1}, u_{i,2}, 0]^T$, $d_i = [d_{i,1}, d_{i,2}, 0]^T$ and $y_i =$

$[x_{i,1}, x_{i,2}, x_{i,3}]^T$. The initial 3-D positions of the three followers are $[-20, -20, 0]^T$, $[20, 30, 0]^T$ and $[40, -40, 0]^T$, respectively. The initial 3-D position of the leader is $[-5, -30, 5]^T$. The consensus state x_g is set as $[0, 0, 0]^T$. The random disturbances d_i are bounded, i.e., $\|d_i(t)\| \leq \bar{d}_i$, where $\bar{d}_1 = 0.04$, $\bar{d}_2 = 0.03$ and $\bar{d}_3 = 0.02$.

For consensus, we consider the following control law from (6):

$$u_i(t) \triangleq -\hat{x}_i + k_i e_{2,i}(t),$$

where \hat{x}_i is the estimate of x_i , $k_1 = 0.1$, $k_2 = 0.15$ and $k_3 = 0.2$, respectively.

We consider two different scenarios with two different MTL specifications for the practical constraints.

Scenario 1:

The leader needs to reach the charging station G_1 or G_2 at least once in any $6T_s$ time, and it should always remain in region D , where the two charging stations G_1 and G_2 are rectangular cuboids with length, width and height being 2, 2 and 5, centered at $[-20, 10, 2.5]^T$ and $[25, 0, 2.5]^T$, respectively, the region D is a rectangular cuboid centered at $[0, 0, 7]^T$ with length, width and height being 30, 30 and 6, respectively (see Fig. 1). This specification is expressed as

$$\phi_p^1 = \square \diamond_{[0,6]} ((y_0 \in G_1) \vee (y_0 \in G_2)) \wedge \square (y_0 \in D).$$

Scenario 2:

The leader needs to reach the charging station G_1 or G_2 at least once in any $6T_s$ time, always remain in region D , and never stay in region E for more than $2T_s$ time, where the region E is a rectangular cuboid centered at $[0, 0, 6]^T$ with length, width and height being 15, 15 and 4, respectively. This specification is expressed as

$$\begin{aligned} \phi_p^2 &= \square \diamond_{[0,6]} ((y_0 \in G_1) \vee (y_0 \in G_2)) \wedge \square (y_0 \in D) \\ &\wedge \neg \square \diamond_{[0,2]} (y_0 \in E). \end{aligned} \quad (35)$$

We set $R_g = R = 5$, $V_T = 1$, $\eta = 4$, $T_s = 0.5$ and $N = 20$. Fig. 2 shows the simulation results in Scenario 1. The obtained input signals as shown in Fig. 2 (a) gradually decrease as the followers approach R_g . Fig. 2 (b) shows the 2-D planar plot of the trajectories of three followers and a leader. $\|e_{i,1}(t)\|$ as shown in Fig. 2 (c) is uniformly bounded by $V_T = 1$. $\|e_{i,2}(t)\|$ as shown in Fig. 2 (d) is monotonically decreasing when the followers approach consensus to x_g .

Fig. 3 shows the simulation results in Scenario 2. It can also be seen that $\|e_{i,1}(t)\|$ is uniformly bounded by $V_T = 1$ and $\|e_{i,2}(t)\|$ is monotonically decreasing when the followers approach consensus to x_g . Note that with ϕ_p^2 , more control effort is needed to satisfy the MTL specification after the followers arrive in region E as the leader needs to get away from E after each service to the followers.

VI. CONCLUSION

We presented a metric temporal logic approach for the controller synthesis of a multi-agent system (MAS) with intermittent communication. We iteratively solved a sequence

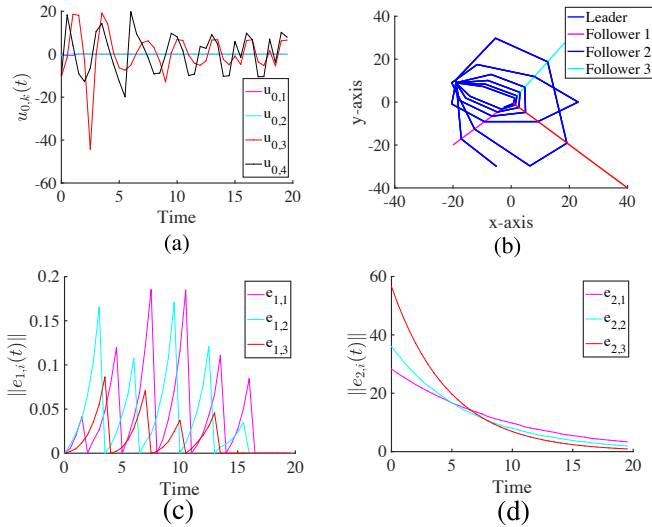


Fig. 2: Results with MTL specification ϕ_p^1 for the practical constraints: (a) the obtained optimal input signals; (b) 2-D planar plot of the trajectories of three followers and a leader; (c) $\|e_{i,1}(t)\|$; (d) $\|e_{i,2}(t)\|$.

of mixed-interger linear programming problems for provably achieving the correctness, stability of the switched system and consensus of the followers. Future work will also extend the implementations to more realistic dynamic models for the followers and experiments on the hardware testbed.

VII. ACKNOWLEDGMENT

This research is supported in part by AFRL award number FA9550-19-1-0169, DARPA award number D19AP00004, AFOSR award numbers FA9550-18-1-0109 and FA9550-19-1-0169, and NEEC award number N00174-18-1-0003. Any opinions, findings and conclusions or recommendations expressed in this material are those of the author(s) and do not necessarily reflect the views of the sponsoring agency.

REFERENCES

- [1] A. Goldsmith, *Wireless communications*. Cambridge university press, 2005.
- [2] B. Wu, J. Dai, and H. Lin, “Combined top-down and bottom-up approach to cooperative distributed multi-agent control with connectivity constraints,” *IFAC-PapersOnLine*, vol. 48, no. 27, pp. 224–229, 2015, analysis and Design of Hybrid Systems ADHS.
- [3] X. Wang and M. Lemmon, “Self-triggered feedback control systems with finite-gain \mathcal{L}_2 stability,” *IEEE Trans. Autom. Control*, vol. 54, pp. 452–467, Mar. 2009.
- [4] X. Meng and T. Chen, “Event based agreement protocols for multi-agent networks,” *Automatica*, vol. 49, pp. 2125–2132, Jul. 2013.
- [5] T. H. Cheng, Z. Kan, J. R. Klotz, J. M. Shea, and W. E. Dixon, “Event-triggered control of multi-agent systems for fixed and time-varying network topologies,” *IEEE Trans. Autom. Control*, vol. 62, no. 10, pp. 5365–5371, 2017.
- [6] H. Li, X. Liao, T. Huang, and W. Zhu, “Event-triggering sampling based leader-following consensus in second-order multi-agent systems,” *IEEE Trans. Autom. Control*, vol. 60, no. 7, pp. 1998–2003, Jul. 2015.
- [7] W. Heemels and M. Donkers, “Model-based periodic event-triggered control for linear systems,” *Automatica*, vol. 49, no. 3, pp. 698–711, 2013.

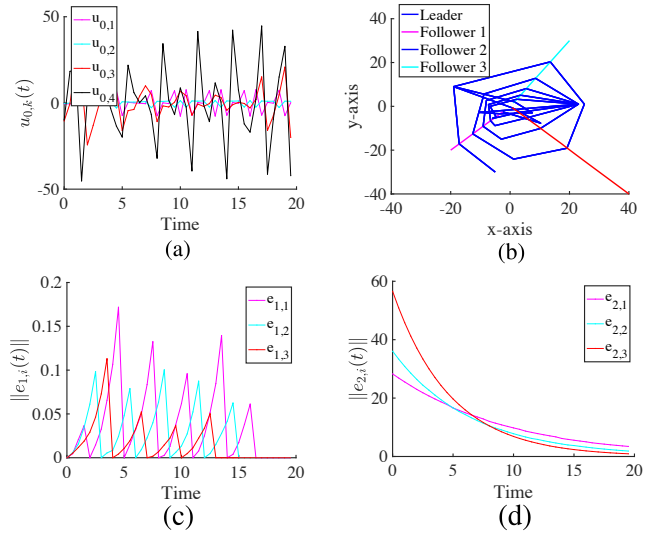


Fig. 3: Results with MTL specification ϕ_p^2 for the practical constraints: (a) the obtained optimal input signals; (b) 2-D planar plot of the trajectories of three followers and a leader; (c) $\|e_{i,1}(t)\|$; (d) $\|e_{i,2}(t)\|$.

- [8] P. Tabuada, “Event-triggered real-time scheduling of stabilizing control tasks,” *IEEE Transactions on Automatic Control*, vol. 52, no. 9, pp. 1680–1685, 2007.
- [9] C. Nowzari and G. J. Pappas, “Multi-agent coordination with asynchronous cloud access,” in *Am. Control Conf.*, 2016, pp. 4649–4654.
- [10] F. Zegers, H.-Y. Chen, P. Deptula, and W. E. Dixon, “A switched systems approach to consensus of a distributed multi-agent system with intermittent communication,” in *Proc. Am. Control Conf.*, 2019.
- [11] B. Wu, M. Cubuktepe, and U. Topcu, “Switched linear systems meet markov decision processes: Stability guaranteed policy synthesis,” in *2019 American Control Conference (ACC)*, 2019.
- [12] B. Wu and H. Lin, “Privacy verification and enforcement via belief abstraction,” *IEEE Control Systems Letters*, vol. 2, no. 4, pp. 815–820, Oct 2018.
- [13] J. Ouaknine and J. Worrell, “On the decidability of metric temporal logic,” in *Proc. Annual IEEE Symposium on Logic in Computer Science*, ser. LICS’05. Washington, DC, USA: IEEE Computer Society, 2005, pp. 188–197. [Online]. Available: <https://doi.org/10.1109/LICS.2005.33>
- [14] Z. Xu and U. Topcu, “Transfer of temporal logic formulas in reinforcement learning,” in *IJCAI-19. International Joint Conferences on Artificial Intelligence Organization*, 7 2019, pp. 4010–4018. [Online]. Available: <https://doi.org/10.24963/ijcai.2019/557>
- [15] H. Kress-Gazit, G. Fainekos, and G. Pappas, “Temporal-logic-based reactive mission and motion planning,” *IEEE Trans. Robot.*, vol. 25, no. 6, pp. 1370–1381, Dec. 2009.
- [16] T. Wongpiromsarn, U. Topcu, and R. M. Murray, “Receding horizon temporal logic planning,” *IEEE Transactions on Automatic Control*, vol. 57, no. 11, pp. 2817–2830, Nov 2012.
- [17] A. Donzé and V. Raman, “Blustl: Controller synthesis from signal temporal logic specifications,” in *Proc. 1st and 2nd Int. Workshop Applied Verification for Continuous and Hybrid Syst.*, G. Frehse and M. Althoff, Eds., vol. 34. EasyChair, 2015, pp. 160–168.
- [18] S. Saha and A. A. Julius, “An MILP approach for real-time optimal controller synthesis with metric temporal logic specifications,” in *Proc. IEEE Amer. Control Conf.*, July 2016, pp. 1105–1110.
- [19] Z. Liu, J. Dai, B. Wu, and H. Lin, “Communication-aware motion planning for multi-agent systems from signal temporal logic specifications,” in *2017 American Control Conference (ACC)*, May 2017, pp. 2516–2521.
- [20] Z. Liu, B. Wu, J. Dai, and H. Lin, “Distributed communication-aware motion planning for multi-agent systems from STL and SpaTeL specifications,” in *2017 IEEE 56th Annual Conference on Decision and Control (CDC)*, Dec 2017, pp. 4452–4457.

- [21] B. Wu, X. Zhang, and H. Lin, "Permissive supervisor synthesis for markov decision processes through learning," *IEEE Transactions on Automatic Control*, vol. 64, no. 8, pp. 3332–3338, Aug 2019.
- [22] Z. Xu, S. Saha, B. Hu, S. Mishra, and A. A. Julius, "Advisory temporal logic inference and controller design for semiautonomous robots," *IEEE Trans. Autom. Sci. Eng.*, pp. 1–19, 2018.
- [23] Z. Xu, A. A. Julius, and J. H. Chow, "Optimal energy storage control for frequency regulation under temporal logic specifications," in *Proc. Amer. Control Conf.(ACC)*, Seattle, WA, 2017, pp. 1874–1879.
- [24] Z. Xu, A. Julius, and J. H. Chow, "Energy storage controller synthesis for power systems with temporal logic specifications," *IEEE Systems Journal*, vol. 13, no. 1, pp. 748–759, 2019.
- [25] Z. Xu, A. A. Julius, and J. H. Chow, "Coordinated control of wind turbine generator and energy storage system for frequency regulation under temporal logic specifications," in *Proc. Amer. Control Conf.*, 2018, pp. 1580–1585.
- [26] X. Xu and P. J. Antsaklis, "Results and perspectives on computational methods for optimal control of switched systems," in *Proc. Int. Conf. Hybrid Syst.: Comput. and Control*. Berlin, Heidelberg: Springer-Verlag, 2003, pp. 540–555.
- [27] G. E. Fainekos and G. J. Pappas, "Robustness of temporal logic specifications," in *Formal Approaches to Testing and Runtime Verification*, in: *LNCS*, vol. 4262, Springer, 2006.
- [28] C. Eisner, D. Fisman, J. Havlicek, Y. Lustig, A. McIsaac, and D. Van Campenhout, *Reasoning with Temporal Logic on Truncated Paths*. Berlin, Heidelberg: Springer Berlin Heidelberg, 2003, pp. 27–39.
- [29] O. Kupferman and M. Y. Vardi, "Model checking of safety properties," *Form. Methods Syst. Des.*, vol. 19, no. 3, pp. 291–314, Oct. 2001. [Online]. Available: <https://doi.org/10.1023/A:1011254632723>
- [30] H.-M. Ho, J. Ouaknine, and J. Worrell, "Online monitoring of metric temporal logic," in *Proc. Int. Conf. Runtime Verification*, B. Bonakdarpour and S. A. Smolka, Eds. Cham: Springer Int. Publishing, 2014, pp. 178–192.
- [31] O. Maler and D. Nickovic, *Monitoring Temporal Properties of Continuous Signals*. Berlin, Heidelberg: Springer Berlin Heidelberg, 2004, pp. 152–166. [Online]. Available: http://dx.doi.org/10.1007/978-3-540-30206-3_12
- [32] H. K. Khalil, *Nonlinear Systems, 3rd ed.* Upper Saddle River, NJ, USA: Prentice Hall, 1996.