

EFFICIENT ESTIMATION OF A GROMOV–HAUSDORFF DISTANCE BETWEEN UNWEIGHTED GRAPHS

VLADYSLAV OLES, NATHAN LEMONS, ALEXANDER PANCHENKO

ABSTRACT. Gromov–Hausdorff distances measure shape difference between the objects representable as compact metric spaces, e.g. point clouds, manifolds, or graphs. Computing any Gromov–Hausdorff distance is equivalent to solving an NP-Hard optimization problem, deeming the notion impractical for applications. In this paper we propose polynomial algorithm for estimating the so-called modified Gromov–Hausdorff (mGH) distance, whose topological equivalence with the standard Gromov–Hausdorff (GH) distance was established in [36] (Mémoli, F, *Discrete & Computational Geometry*, 48(2) 416–440, 2012).

We implement the algorithm for the case of compact metric spaces induced by unweighted graphs as part of Python library `scikit-tda`, and demonstrate its performance on real-world and synthetic networks. The algorithm finds the mGH distances exactly on most graphs with the scale-free property. We use the computed mGH distances to successfully detect outliers in real-world social and computer networks.

LIST OF NOTATIONS

$\lceil a \rceil$	the ceiling of a , $\min\{n \in \mathbb{Z} : n \geq a\}$
$\lfloor a \rfloor$	the nearest integer to a
$\langle n \rangle$	index set $\{1, \dots, n\}$
$\ \mathbf{v}\ _\infty$	$\max_i v_i $, where $\mathbf{v} = [v_1 \ v_2 \ \dots \]$
$d_{l^\infty}(\mathbf{v}, \mathbf{u})$	$\ \mathbf{v} - \mathbf{u}\ _\infty$
$\pi(\mathbf{v})$	vector $[v_{\pi(1)} \ \dots \ v_{\pi(n)}]$, where $\mathbf{v} = [v_1 \ \dots \ v_n]$ and π is a permutation of $\langle n \rangle$
$(x_1, \dots, x_n)_I$	tuple obtained from tuple (x_1, \dots, x_n) by retaining values at positions from index set I
A_I	principal submatrix of A obtained by retaining rows and columns from index set I
$A_{i,j}$	entry of matrix A in i -th row and j -th column
$(a_{ij})_{i,j=1}^n$	matrix $A \in \mathbb{R}^{n \times n}$ s.t. $A_{i,j} = a_{ij}$ for all $i, j \in \langle n \rangle$
$\text{row}_i(A)$	i -th row of matrix A , $[A_{i,1} \ A_{i,2} \ \dots \]$
$A_{(i)(j)}$	matrix obtained from matrix A by removing its i -th row and j -th column
$d_{l^\infty}(A, B)$	l_∞ -induced matrix distance, $\max_{i,j} A_{i,j} - B_{i,j} $; equivalently, $\max_i \ \text{row}_i(A) - \text{row}_i(B)\ _\infty$
$\pi(A)$	permutation similarity of matrix $A \in \mathbb{R}^{n \times n}$ by π , a permutation of $\langle n \rangle$: $\pi(A) \stackrel{\text{def}}{=} (A_{\pi(i), \pi(j)})_{i,j=1}^n$; equivalently, $\pi(A) = P_\pi A P_\pi^{-1}$, where P_π is the permutation matrix obtained by permuting the rows of the identity matrix according to π
$ S $	number of elements in set S
$S^{\times n}$	Cartesian product $\underbrace{S \times \dots \times S}_{n \text{ times}}$
$S \rightarrow T$	set of the mappings of S into T
$d_{\mathcal{H}}^X(S, T)$	the Hausdorff distance between the subsets S, T of metric space (X, d_X) : $d_{\mathcal{H}}^X(S, T) \stackrel{\text{def}}{=} \max \left\{ \sup_{s \in S} \inf_{t \in T} d_X(s, t), \sup_{t \in T} \inf_{s \in S} d_X(s, t) \right\}$
D^X	distance matrix of metric space (X, d_X) , where $X = \{x_1, \dots, x_{ X }\}$: $D^X \stackrel{\text{def}}{=} (d_X(x_i, x_j))_{i,j=1}^{ X }$
\mathcal{M}	set of compact metric spaces
$\text{diam } X$	diameter of metric space $(X, d_X) \in \mathcal{M}$: $\sup_{x, x' \in X} d_X(x, x')$

1. INTRODUCTION

1.1. Isometry-invariant distances between metric spaces. The Gromov–Hausdorff (GH) distance, proposed by Gromov in [18], measures how far two compact metric spaces are from being isometric to each other. Since its conception four decades ago, the GH distance was mainly studied from theoretical standpoint, as its computation poses an NP-hard combinatorial problem [10, 35]. In [38], the GH distance was first considered for shape comparison, and several of its computationally motivated relaxations were presented since then.

Variations of the Gromov–Wasserstein distance, a relaxation of the GH distance for metric measure spaces motivated by the optimal transport problem [53], were proposed in [48] and independently in [35], and further studied in e.g. [34,37,39]. Computing the Gromov–Wasserstein distance also requires solving a non-convex optimization problem, which is computationally prohibitive in practice. Recently, semidefinite relaxations of both the GH and Gromov–Wasserstein distances were studied in [54]. While allowing polynomial-time approximation, these relaxations admit distance 0 between non-isometric objects, losing the desired property of being a metric. Another result of potential interest from [54] is a feasible algorithm for an upper bound of the GH (and therefore the mGH) distance.

In [32], the authors define the conformal Wasserstein distance, inspired by the Gromov–Wasserstein distance. It is a metric on the isometry classes of Riemannian 2-manifolds that can be accurately approximated in polynomial time under some reasonable conditions.

In [36], Mémoli introduces the modified Gromov–Hausdorff (mGH) distance, another relaxation of the GH distance that preserves the property of being a metric on the isometry classes of compact metric spaces. It turns out that the two distances are topologically equivalent within GH-precompact families of compact metric spaces.

Although computing the mGH distance is of lower time complexity as compared to the standard GH distance, it similarly requires solving an NP-Hard optimization problem. Our focus on the mGH distance in this paper is partially motivated by the so-called ‘structural theorem’ [36], which allows to decompose its computation into solving a sequence of polynomial-time problems.

1.2. Shape-based graph matching. Because graphs are ubiquitous in applications, the task of graph matching, i.e. measuring how much a pair of graphs are different from each other, is extensively studied. Common approaches to exact graph matching are those based on graph shape, such as subgraph isomorphism and maximum common subgraph [14,16]. In fact, maximum common subgraph problem is equivalent to a particular case of graph edit distance [6], another ubiquitous concept in graph matching. The shape-based approaches appear in many fields including neuroscience [56], telecommunications [47], and chemoinformatics [41,52]. While efficient heuristics for these approaches exist for special cases (e.g. planar graphs), applying them in the general case requires solving an NP-complete problem [6,14].

Recently, the Gromov–Hausdorff framework for graph matching was explored both theoretically [4] and in applications, e.g. in the fields of neuroscience [22,30,31], social sciences, and finance [22]. Undirected graphs admit metric space representation using the geodesic (shortest path length) distances on their vertex sets. However, high computational cost of computing the isometry-invariant distances impedes a more widespread application of this approach.

1.3. Our contribution. Our main contribution is a theoretical framework for producing polynomial-time lower bounds of the GH distances. Furthermore, we present an algorithm for estimating the mGH distance, built upon this framework. We implement the algorithm for unweighted graphs, leveraging their properties to reduce polynomial order in the algorithm’s time complexity. While polynomial-time approximation of a Gromov–Hausdorff distance was implemented for trees in [2], this is the first time a feasible algorithm is given for the broad class of graphs occurring in applications.

The rest of the paper is structured as follows. Section 2 briefly reviews [33] to formally define the Gromov–Hausdorff distances, show their relation to each other, and state some of their properties. In Sections 3 and 4 we discuss the ideas for establishing lower and upper bounds, respectively, of the mGH distance between finite compact metric spaces. In Section 5, we describe the algorithm for estimating the mGH distance, show that it has polynomial time complexity, and also discuss and

present its implementation for the case of unweighted graphs. Computational examples from real-world and synthetic datasets are given in Section 6. Section 7 summarizes our work in conclusions and open questions.

2. BACKGROUND

When talking about metric space given by set X and distance function $d_X : X \times X \rightarrow \mathbb{R}$, we will use notation (X, d_X) and its shorter version X interchangeably. We expect the distinction between a set X and a metric space X to be clear from the context.

2.1. Definition of the Gromov–Hausdorff distance. Given $(X, d_X), (Y, d_Y) \in \mathcal{M}$, where \mathcal{M} denotes the set of all compact metric spaces, the GH distance measures how far the two metric spaces are from being isometric. It considers any "sufficiently rich" third metric space (Z, d_Z) that contains isometric copies of X and Y , measuring the Hausdorff distance (in Z) between these copies, and minimizes over the choice of the isometric copies and Z . Formally, the GH distance is defined as

$$d_{\mathcal{GH}}(X, Y) \stackrel{\text{def}}{=} \inf_{Z, \phi_X, \phi_Y} d_{\mathcal{H}}^Z(\phi_X(X), \phi_Y(Y)),$$

where $\phi_X : X \rightarrow Z$ and $\phi_Y : Y \rightarrow Z$ are isometric embeddings of X and Y into Z , and $d_{\mathcal{H}}^Z$ is the Hausdorff distance in Z :

$$d_{\mathcal{H}}^Z(S, T) \stackrel{\text{def}}{=} \max\{\sup_{s \in S} \inf_{t \in T} d_Z(s, t), \sup_{t \in T} \inf_{s \in S} d_Z(s, t)\} \quad \forall S, T \subseteq Z.$$

Gromov has shown in [19] that $d_{\mathcal{GH}}$ is a metric on the isometry classes of \mathcal{M} , constituting what is called a Gromov–Hausdorff space.

Although the above definition gives the conceptual understanding of the GH distance, it is not very helpful from the computational standpoint. The next subsection introduces a more practical characterization of the GH distance.

2.2. Characterization of the GH distance. For two sets X and Y , we say that relation $R \subseteq X \times Y$ is a *correspondence* if for every $x \in X$ there exists some $y \in Y$ s.t. $(x, y) \in R$ and for every $y \in Y$ there exists some $x \in X$ s.t. $(x, y) \in R$. We denote the set of all correspondences between X and Y by $\mathcal{R}(X, Y)$.

If R is a relation between metric spaces (X, d_X) and (Y, d_Y) , its *distortion* is defined as the number

$$\text{dis } R \stackrel{\text{def}}{=} \sup_{(x, y), (x', y') \in R} |d_X(x, x') - d_Y(y, y')|.$$

Note that any mapping $\varphi : X \rightarrow Y$ induces the relation $R_\varphi \stackrel{\text{def}}{=} \{(x, \varphi(x)) : x \in X\}$, and we denote

$$\text{dis } \varphi \stackrel{\text{def}}{=} \text{dis } R_\varphi = \sup_{x, x' \in X} |d_X(x, x') - d_Y(\varphi(x), \varphi(x'))|.$$

Similarly, any $\psi : Y \rightarrow X$ induces the relation $R_\psi \stackrel{\text{def}}{=} \{(\psi(y), y) : y \in Y\}$. If both $\varphi : X \rightarrow Y$ and $\psi : Y \rightarrow X$ are given, we can define the relation $R_{\varphi, \psi} \stackrel{\text{def}}{=} R_\varphi \cup R_\psi$, and realize that it is actually a correspondence, $R_{\varphi, \psi} \in \mathcal{R}(X, Y)$.

A useful result in [24] identifies computing GH distance with solving an optimization problem, either over the correspondences between X and Y or over the functions $\varphi : X \rightarrow Y$ and $\psi : Y \rightarrow X$:

$$d_{\mathcal{GH}}(X, Y) = \frac{1}{2} \inf_{R \in \mathcal{R}(X, Y)} \text{dis } R = \frac{1}{2} \inf_{\varphi, \psi} \text{dis } R_{\varphi, \psi}$$

Remark. The first equality implies that computing $d_{\mathcal{GH}}(X, Y)$ for finite X and Y is equivalent to solving an instance of quadratic bottleneck assignment problem (QBAP), which is known to be NP-Hard. Moreover, for any $\epsilon > 0$, computing ϵ -approximation of the optimal solution is also NP-Hard. [9, 43].

By definition, distortion of any relation $R \subseteq X \times Y$ is bounded by $\text{dis } R \leq d_{\max}$, where $d_{\max} \stackrel{\text{def}}{=} \max\{\text{diam } X, \text{diam } Y\}$. Combined with the characterization of the GH distance, it implies that $d_{\mathcal{GH}}(X, Y) \leq \frac{1}{2}d_{\max}$.

Let $*$ denote the (compact) metric space that is comprised of exactly one point. For any correspondence $R \in \mathcal{R}(X, *)$, $\text{dis } R = \sup_{x, x' \in X} |d_X(x, x') - 0| = \text{diam } X$. The above characterization yields $d_{\mathcal{GH}}(X, *) = \frac{1}{2} \text{diam } X$, and, by the analogous argument, $d_{\mathcal{GH}}(Y, *) = \frac{1}{2} \text{diam } Y$. From the triangle inequality for the GH distance, $d_{\mathcal{GH}}(X, Y) \geq |d_{\mathcal{GH}}(X, *) - d_{\mathcal{GH}}(Y, *)| = \frac{1}{2} |\text{diam } X - \text{diam } Y|$.

2.3. Modifying the GH distance. Recall that for some $\varphi : X \rightarrow Y$ and $\psi : Y \rightarrow X$, correspondence $R_{\varphi, \psi}$ is defined as $R_{\varphi, \psi} \stackrel{\text{def}}{=} R_{\varphi} \cup R_{\psi}$. For any two elements in $R_{\varphi, \psi}$, either both belong to R_{φ} , or both belong to R_{ψ} , or one of them belongs to R_{φ} while the other belongs to R_{ψ} . It follows that

$$\text{dis } R_{\varphi, \psi} = \max\{\text{dis } R_{\varphi}, \text{dis } R_{\psi}, C_{\varphi, \psi}\},$$

where $C_{\varphi, \psi} \stackrel{\text{def}}{=} \sup_{x \in X, y \in Y} |d_X(x, \psi(y)) - d_Y(\varphi(x), y)|$.

Note that the number $C_{\varphi, \psi}$ acts as a coupling term between the choices of φ and ψ in the optimization problem

$$d_{\mathcal{GH}}(X, Y) = \frac{1}{2} \inf_{\varphi, \psi} \max\{\text{dis } R_{\varphi}, \text{dis } R_{\psi}, C_{\varphi, \psi}\},$$

making its search space to be of the size $|X|^{|Y|}|Y|^{|X|}$. Discarding the coupling term $C_{\varphi, \psi}$ yields the notion of *the modified Gromov–Hausdorff distance*

$$\widehat{d}_{\mathcal{GH}}(X, Y) \stackrel{\text{def}}{=} \frac{1}{2} \inf_{\varphi, \psi} \max\{\text{dis } R_{\varphi}, \text{dis } R_{\psi}\} \leq d_{\mathcal{GH}}(X, Y).$$

Computing $\widehat{d}_{\mathcal{GH}}(X, Y)$ requires to solve two decoupled optimization problems whose search spaces are of the size $|X|^{|Y|}$ and $|Y|^{|X|}$, respectively. An equivalent definition emphasizing this fact is given by

$$\widehat{d}_{\mathcal{GH}}(X, Y) \stackrel{\text{def}}{=} \frac{1}{2} \max\left\{\inf_{\varphi} \text{dis } R_{\varphi}, \inf_{\psi} \text{dis } R_{\psi}\right\}.$$

Similarly to $d_{\mathcal{GH}}$, $\widehat{d}_{\mathcal{GH}}$ is a metric on the isometry classes of \mathcal{M} . Moreover, $\widehat{d}_{\mathcal{GH}}$ is topologically equivalent to $d_{\mathcal{GH}}$ within GH-precompact families of metric spaces [36].

2.4. Curvature sets and the structural theorem. Let $X \in \mathcal{M}$, and consider $(x_1, \dots, x_n) \in X^{\times n}$, an n -tuple of points in X for some $n \in \mathbb{N}$. The $n \times n$ matrix containing their pairwise distances is called the *curvature* induced by (x_1, \dots, x_n) , and denoted by $D^{(x_1, \dots, x_n)} \stackrel{\text{def}}{=} (d_X(x_i, x_j))_{i, j=1}^n$. Curvature generalizes the notion of distance matrix of $\{x_1, \dots, x_n\}$ when x_1, \dots, x_n are not necessarily distinct. Unlike distance matrix, a curvature may contain zeros off the main diagonal.

The n -th *curvature set* of X is then defined as a set of all $n \times n$ curvatures of X , denoted

$$\mathbf{K}_n(X) \stackrel{\text{def}}{=} \left\{ D^{(x_1, \dots, x_n)}; (x_1, \dots, x_n) \in X^{\times n} \right\}.$$

For example, $\mathbf{K}_2(X)$ contains the same information as the entries of $D^X \in \mathbb{R}^{|X| \times |X|}$, the distance matrix of X .

Curvature sets capture all the information about the shape of a compact metric space [33]. In particular, any $X \in \mathcal{M}$ and $Y \in \mathcal{M}$ are isometric if and only if $\mathbf{K}_n(X) = \mathbf{K}_n(Y)$ for every $n \in \mathbb{N}$ [19]. To discriminate the shapes of X and Y , it is therefore reasonable to measure the difference between

$\mathbf{K}_n(X)$ and $\mathbf{K}_n(Y)$ for various $n \in \mathbb{N}$. Since both n -th curvature sets are subsets of the same space $\mathbb{R}^{n \times n}$, Hausdorff distance is a natural metric between them. We equip the set of $n \times n$ matrices with distance $d_{l_\infty}(A, B) \stackrel{\text{def}}{=} \max_{i,j} |A_{i,j} - B_{i,j}|$, and define

$$d_{\mathbf{K}_n}(X, Y) \stackrel{\text{def}}{=} \frac{1}{2} d_{\mathcal{H}}^{\mathbb{R}^{n \times n}}(\mathbf{K}_n(X), \mathbf{K}_n(Y)),$$

where $d_{\mathcal{H}}^{\mathbb{R}^{n \times n}}$ is the d_{l_∞} -induced Hausdorff distance on $\mathbb{R}^{n \times n}$.

Remark. The choice of distance $d_{l_\infty} : \mathbb{R}^{n \times n} \times \mathbb{R}^{n \times n} \rightarrow \mathbb{R}$ complies with the notion of distortion of a mapping. If φ is a mapping from X to Y for $X = \{x_1, \dots, x_{|X|}\}$, Y — metric spaces, then

$$\text{dis } \varphi = d_{l_\infty} \left(D^X, D^{(\varphi(x_1), \dots, \varphi(x_{|X|}))} \right).$$

The fact that φ can be non-injective provides intuition for the possibility of identical points in a tuple from the definition of curvature.

An important result, extensively relied upon in this paper, is the so-called "structural theorem" for the mGH distance [33, 36]:

$$\widehat{d}_{\mathcal{GH}}(X, Y) = \sup_{n \in \mathbb{N}} d_{\mathbf{K}_n}(X, Y).$$

Note that the bounds of the GH distance from the inequalities $\frac{1}{2} |\text{diam } X - \text{diam } Y| \leq d_{\mathcal{GH}}(X, Y) \leq \frac{1}{2} d_{\max}$ also hold for the mGH distance:

$$\begin{aligned} \widehat{d}_{\mathcal{GH}}(X, Y) &\geq d_{\mathbf{K}_2}(X, Y) \\ &= \frac{1}{2} d_{\mathcal{H}}^{\mathbb{R}}(\{d_X(x, x') : x, x' \in X\}, \{d_Y(y, y') : y, y' \in Y\}) \\ &\geq \frac{1}{2} \max \left\{ \inf_{x, x' \in X} |\text{diam } Y - d_X(x, x')|, \inf_{y, y' \in Y} |\text{diam } X - d_Y(y, y')| \right\} \\ &= \frac{1}{2} |\text{diam } X - \text{diam } Y|, \end{aligned}$$

while $\widehat{d}_{\mathcal{GH}}(X, Y) \leq d_{\mathcal{GH}}(X, Y) \leq d_{\max}$ trivially follows from the definition of the mGH distance.

3. LOWER BOUND OF $\widehat{d}_{\mathcal{GH}}(X, Y)$

This section provides theoretical results and algorithms that aim to produce an informative lower bound for the mGH distance between a pair of metric spaces X and Y . This and the following sections assume that the metric spaces are finite, non-empty, and compact, i.e. $1 \leq |X|, |Y| < \infty$ and $X, Y \in \mathcal{M}$. When talking about algorithmic time complexities, we denote the input size with $N \stackrel{\text{def}}{=} \max\{|X|, |Y|\}$. To make this section more readable, proofs of the stated results are given in the end of the section.

Computationally cheap lower bounds are important in e.g. classification tasks, where knowledge that a distance exceeds some threshold can make computing the actual distance unnecessary. In particular, if the mGH distance between metric representations of two graphs is > 0 , it immediately follows that the graphs are not isomorphic.

3.1. d -bounded curvatures. Let A be a square matrix. We say that A is d -bounded for some $d \in \mathbb{R}$ if every off-diagonal entry of A is $\geq d$. Similarly, A is *positive-bounded* if its off-diagonal elements are positive. Naturally, any d -bounded matrix for $d > 0$ is also positive-bounded.

Note that a curvature $D^{(x_1, \dots, x_n)}$ of X is d -bounded if and only if $d_X(x_i, x_j) \geq d \quad \forall i \neq j$, and positive-bounded if and only if x_1, \dots, x_n are distinct. By non-negativity of a metric, any curvature is 0-bounded.

Claim 1. Let A and B be square matrices of the same size. If A is d -bounded for some $d > 0$, and B is 0-bounded but not positive-bounded, then $d_{l\infty}(A, B) \geq d$.

Claim 2. A curvature of X is positive-bounded if and only if it is a principal submatrix of a permutation similarity of D^X , i.e. of the matrix $\pi(D^X) \stackrel{\text{def}}{=} \left(D_{\pi(i), \pi(j)}^X \right)_{i,j=1}^{|X|}$ for some permutation π of $\{|X|\} \stackrel{\text{def}}{=} \{1, \dots, |X|\}$. In particular, there are no positive-bounded curvatures in $\mathbf{K}_n(X)$ for $n > |X|$.

Theorem 1. Let $K \in \mathbf{K}_n(X)$ be d -bounded for some $d > 0$. If $|Y| < n$, then $\widehat{d}_{\mathcal{GH}}(X, Y) \geq \frac{d}{2}$.

3.2. Sampling d -bounded curvatures of largest size. In order to apply Theorem 1 for some $d > 0$, one needs to verify the existence of a d -bounded curvature of X that exceeds Y in size. Ideally, one wants to know $M(X, d)$, the largest size of a d -bounded curvature of X :

$$M(X, d) \stackrel{\text{def}}{=} \max\{n \in \mathbb{N} : \text{exists } d\text{-bounded } K \in \mathbf{K}_n(X)\}.$$

Equivalently, $M(X, d)$ is the largest number of points one can sample from X such that they all are at least d away from each other. Trivially, $M(X, d) \geq 1$ for any d , and $M(X, d) = 1$ for any $d > \text{diam } X$. Furthermore, $M(X, d) \geq 2$ for any $d \leq \text{diam } X$, since $\begin{bmatrix} 0 & \text{diam } X \\ \text{diam } X & 0 \end{bmatrix} \in \mathbf{K}_2(X)$ is then d -bounded. However, the exact value of $M(X, d)$ is usually not known in applications when $d \in (0, \text{diam } X]$.

We now present procedure `FINDLARGESTSIZEK` that, given the distance matrix of X and some $d > 0$, finds a d -bounded curvature of largest size $K \in \mathbf{K}_{M(X,d)}(X)$ and therefore $M(X, d)$. Informally, the procedure iteratively removes rows (and same-index columns) from D^X until all off-diagonal entries of the resulting curvature are $\geq d$. Choosing at each step to remove a row with largest (non-zero) number of off-diagonal entries $< d$, a so-called "least d -bounded" row, guarantees that it is impossible to remove all such entries from D^X in fewer steps. It follows that no d -bounded principal submatrix of (a permutation similarity of) D^X larger in size than K exists. Since every d -bounded curvature of X is a principal submatrix of a permutation similarity of D^X (from Claim 2), K must be of largest possible size for a d -bounded curvature of X : $K \in \mathbf{K}_{M(X,d)}(X)$.

```

procedure FINDLARGESTSIZEK( $D^X, d$ ) ▷  $O(N^3)$ 
▷ input:  $D^X \in \mathbb{R}^{|X| \times |X|}$ ;  $d > 0$ 
▷ output:  $d$ -bounded  $K \in \mathbf{K}_{M(X,d)}(X)$ 
   $K \leftarrow D^X$ 
   $i \leftarrow \text{FINDLEASTBOUNDEDROW}(K, d)$ 
  while  $i > 0$  do ▷  $i = 0$  if and only if  $K$  is  $d$ -bounded
     $K \leftarrow K_{(i)(i)}$  ▷ remove  $i$ -th row and column from  $K$ 
     $i \leftarrow \text{FINDLEASTBOUNDEDROW}(K, d)$  ▷  $O(N^2)$ 
  end while
  return  $K$  ▷  $K$  is a  $d$ -bounded curvature of  $X$  of largest size
end procedure

```

Note that K needs not to be unique, since at any step there can be multiple "least d -bounded" rows, those with the largest number of off-diagonal entries $< d$. Choosing which "least d -bounded" row to remove allows to select for some desired characteristics in the retained rows of K . In particular, subsection 3.4 provides motivation to select for bigger entries in the resulting d -bounded

curvature K . To accommodate this, we choose to remove at each step a "least d -bounded" row with the smallest sum of off-diagonal entries $\geq d$, so-called "smallest least d -bounded" row. Since uniqueness of a "smallest least d -bounded" row is not guaranteed, we implemented procedure `FINDLEASTBOUNDEDROW` to find the index of first such row in a matrix.

```

procedure FINDLEASTBOUNDEDROW( $A, d$ ) ▷  $O(m^2)$ 
▷ input:  $A \in \mathbb{R}^{m \times m}; d > 0$ 
▷ output:  $\begin{cases} 0, & \text{if } A \text{ is } d\text{-bounded} \\ \min \{i \in \langle m \rangle : \text{row}_i(A) \text{ is "smallest least } d\text{-bounded"}\}, & \text{otherwise} \end{cases}$ 

 $i^* \leftarrow 0$ 
 $n_{i^*} \leftarrow 0$ 
 $s_{i^*} \leftarrow 0$ 
for  $i = 1, \dots, m$  do
   $n_i \leftarrow 0$ 
   $s_i \leftarrow 0$ 
  for  $j = 1, \dots, m$  do ▷ count off-diagonal entries  $< d$  and total
    off-diagonal entries  $\geq d$  in  $\text{row}_i(A)$ 
    if  $i \neq j$  then
      if  $A_{i,j} < d$  then
         $n_i \leftarrow n_i + 1$ 
      else
         $s_i \leftarrow s_i + A_{i,j}$ 
      end if
    end if
  end for
  if  $n_i > n_{i^*}$  OR  $(n_i = n_{i^*}$  AND  $s_i < s_{i^*})$  then ▷ choose "smallest least  $d$ -bounded"
    from the first  $i$  rows of  $A$ 
     $i^* \leftarrow i$ 
     $n_{i^*} \leftarrow n_i$ 
     $s_{i^*} \leftarrow s_i$ 
  end if
end for
return  $i^*$ 
end procedure

```

3.3. Principal submatrices of d -bounded curvatures. Theorem 1 establishes $\widehat{d}_{\mathcal{GH}}(X, Y) \geq \frac{d}{2}$ from existence of some d -bounded curvature of sufficiently large size. However, such curvatures might not exist in certain cases (e.g. when $|X| = |Y|$), thus deeming Theorem 1 inapplicable. Main result of this subsection, Theorem 2, complements Theorem 1 by allowing to verify $\widehat{d}_{\mathcal{GH}}(X, Y) \geq \frac{d}{2}$ in those cases.

Let $A \in \mathbb{R}^{n \times n}$. If $m \leq n$ and $i \in \langle m \rangle$, we use $\text{psr}_i^m(A)$ to denote the set of i -th rows of $m \times m$ principal submatrices of permutation similarities of A :

$$\text{psr}_i^m(A) \stackrel{\text{def}}{=} \{ \text{row}_i(\pi(A)_I) : \pi \text{ is a permutation of } \langle n \rangle, I \subseteq \langle n \rangle, |I| = m, i \in \langle m \rangle \},$$

where $\pi(A) \stackrel{\text{def}}{=} (A_{\pi(i), \pi(j)})_{i,j=1}^n$ is a permutation similarity of A by π .

Note that $\mathbf{v} = [v_1 \ \dots \ v_m] \in \text{psr}_i^m(A)$ if and only if v_1, \dots, v_m are distinct-indexed entries of the same row of A and v_i is the diagonal entry in that row (in particular, $v_i = 0$ when A is a distance matrix). One implication of this is that $\text{psr}_i^m(A)$ admits the representation

$$\text{psr}_i^m(A) = \bigcup_{j=1}^n \text{psr}_{i \leftarrow j}^m(A),$$

where $\text{psr}_{i \leftarrow j}^m(A) \stackrel{\text{def}}{=} \{\mathbf{v} \in \text{psr}_i^m(A) : \text{entries of } \mathbf{v} \text{ are from row}_j(A)\}$. Such decomposition will prove useful in checking a lower bound of $d_{l^\infty}(\mathbf{u}, \text{psr}_i^m(A))$ for some $\mathbf{u} \in \mathbb{R}^m$, discussed in the next subsection.

Lemma 1. *Let $K \in \mathbf{K}_n(X)$ be d -bounded for some $n \leq |Y|, d > 0$. If $d_{l^\infty}(\text{row}_i(K), \text{psr}_i^n(D^Y)) \geq d$ for some $i \in \langle n \rangle$, then $d_{l^\infty}(K, \mathbf{K}_n(Y)) \geq d$.*

Remark. A naive approach to proving $d_{l^\infty}(K, \mathbf{K}_n(Y)) \geq d$ is to show that $d_{l^\infty}(K, L) \geq d$ for each $L \in \mathbf{K}_n(Y)$, which comprises an instance of NP-hard quadratic bottleneck assignment problem [9, 33]. Instead, the premise of Lemma is a sufficient (although not necessary) condition that can be checked from solving at most $|Y|$ optimization problems of $O(|Y|)$ time complexity, as will be shown in the next subsection.

Claim 3. *Let $K \in \mathbf{K}_n(X)$ be d -bounded for some $d > 0$. If π is a permutation of $\langle n \rangle$ and $I \subseteq \langle n \rangle$ s.t. $|I| = m > 0$, then $\pi(K)_I \in \mathbf{K}_m(X)$ is d -bounded. In words, any principal submatrix of a permutation similarity of a d -bounded curvature of X is a d -bounded curvature of X .*

Theorem 2. *Let $K \in \mathbf{K}_n(X)$ be d -bounded for some $n \leq |Y|, d > 0$. If for some $m \leq n$ and $i \in \langle m \rangle$ exists $\mathbf{r}^* \in \text{psr}_i^m(K)$ s.t. $d_{l^\infty}(\mathbf{r}^*, \text{psr}_i^m(D^Y)) \geq d$, then $\widehat{d}_{\mathcal{GH}}(X, Y) \geq \frac{d}{2}$.*

3.4. Verifying $\widehat{d}_{\mathcal{GH}}(X, Y) \geq \frac{d}{2}$. Let $d > 0$. To see if we can verify $\widehat{d}_{\mathcal{GH}}(X, Y) \geq \frac{d}{2}$ from D^X and D^Y , we start by calling `FINDLARGESTSIZEK` to obtain some d -bounded curvature $K \in \mathbf{K}_n(X)$ of largest size (that is, $n = M(X, d)$). If $|Y| < n$, then $\widehat{d}_{\mathcal{GH}}(X, Y) \geq \frac{d}{2}$ follows immediately from Theorem 1. Otherwise, we want to get this result from Theorem 2, which requires finding $m \leq n$, $i \in \langle m \rangle$, and $\mathbf{r}^* \in \text{psr}_i^m(K)$ such that $d_{l^\infty}(\mathbf{r}^*, \text{psr}_i^m(D^Y)) \geq d$.

Claim 4. *Let $A \in \mathbb{R}^{n \times n}$. If π is a permutation of $\langle m \rangle$ for some $m \leq n$, and $i \in \langle m \rangle$, then $\{\pi(\mathbf{v}) : \mathbf{v} \in \text{psr}_i^m(A)\} = \text{psr}_{\pi^{-1}(i)}^m(A)$, where $\pi([v_1 \ \dots \ v_m]) \stackrel{\text{def}}{=} [v_{\pi(1)} \ \dots \ v_{\pi(m)}]$.*

Claim 5. *Let $A \in \mathbb{R}^{n \times n}$ and $\mathbf{u} \in \mathbb{R}^m$ for some $m \leq n$. If π is a permutation of $\langle m \rangle$ and $i \in \langle m \rangle$, then*

$$d_{l^\infty}(\mathbf{u}, \text{psr}_i^m(A)) = d_{l^\infty}(\pi(\mathbf{u}), \text{psr}_{\pi^{-1}(i)}^m(A)).$$

Let $m \leq n$ be fixed. Note that if for some $i \in \langle m \rangle$ there exists vector $\mathbf{r}^* \in \text{psr}_i^m(K)$ such that $d_{l^\infty}(\mathbf{r}^*, \text{psr}_i^m(D^Y)) \geq d$, then the analogous vector exists for every index in $\langle m \rangle$. To see this for some $i' \in \langle m \rangle$, it suffices to consider any permutation π of $\langle m \rangle$ such that $\pi(i') = i$, and realize that $\pi(\mathbf{r}^*) \in \text{psr}_{i'}^m(K)$ by Claim 4 and $d_{l^\infty}(\pi(\mathbf{r}^*), \text{psr}_{i'}^m(D^Y)) \geq d$ by Claim 5. It follows that we can fix $i = 1$ to avoid redundancy in the search for \mathbf{r}^* , limiting its scope to $\text{psr}_1^m(K)$.

Since the size of $\text{psr}_1^m(K)$ is $\binom{n-1}{m-1}$, the exhaustive search is computationally intractable, and we revert to heuristic search instead. Specifically, we look for $\mathbf{r}^* = [r_1^* \ \dots \ r_m^*] \in \text{psr}_1^m(K)$ with entries big enough for each $[s_1 \ \dots \ s_m] \in \text{psr}_1^m(D^Y)$ to satisfy

$$\exists h \in \langle m \rangle \quad r_h^* - s_h \geq d,$$

which implies $d_{l^\infty}(\mathbf{r}^*, \text{psr}_1^m(D^Y)) \geq d$. To find such \mathbf{r}^* , it suffices to limit the search to those vectors in $\text{psr}_1^m(K)$ whose entries are in some sense the largest. More specifically, the search only considers $\mathbf{r} = \begin{bmatrix} r_1 & \dots & r_m \end{bmatrix} \in \text{psr}_1^m(K)$ if r_2, \dots, r_m are the $m - 1$ largest entries in some row of K (note that $r_1 = 0$ by definition of $\text{psr}_1^m(K)$). A particular choice of the row $j \in \langle n \rangle$ defines $\mathbf{r} \in \text{psr}_1^m(K)$ with $m - 1$ largest entries from $\text{row}_j(K)$ uniquely up to some permutation π of $\langle m \rangle$ s.t. $\pi(1) = 1$. By Claim 5, π preserves the distance from \mathbf{r} to $\text{psr}_1^m(D^Y)$:

$$d_{l^\infty}(\pi(\mathbf{r}), \text{psr}_1^m(D^Y)) = d_{l^\infty}(\pi(\mathbf{r}), \text{psr}_{\pi^{-1}(1)}^m(D^Y)) = d_{l^\infty}(\mathbf{r}, \text{psr}_1^m(D^Y)).$$

Therefore, it suffices for the heuristic search to check at most one $\mathbf{r} \in \text{psr}_1^m(K)$ per each $j \in \langle n \rangle$: if $d_{l^\infty}(\mathbf{r}, \text{psr}_1^m(D^Y)) \geq d$, then \mathbf{r} is \mathbf{r}^* from Theorem 2 and therefore $\hat{d}_{\mathcal{GH}}(X, Y) \geq \frac{d}{2}$. We repeat the search for every $1 \leq m \leq n$, which requires checking the distance to $\text{psr}_1^m(D^Y)$ from at most n^2 vectors in total.

procedure VERIFY \mathbf{r}^* EXISTS(K, D^Y, d) $\triangleright O(N^4)$ when the sorting orders of entries in every row of K and D^Y are known
 \triangleright **input:** d -bounded $K \in \mathbf{K}_n(X)$ for some $n \leq |Y|$; $D^Y \in \mathbb{R}^{|Y| \times |Y|}$; $d > 0$
 \triangleright **output:** $\begin{cases} \text{TRUE,} & \text{if found } \mathbf{r}^* \in \text{psr}_i^m(K) \text{ for some } m \leq n, i \in \langle m \rangle \text{ s.t. } d_{l^\infty}(\mathbf{r}^*, \text{psr}_i^m(D^Y)) \geq d \\ \text{FALSE,} & \text{if couldn't find such } \mathbf{r}^* \end{cases}$
 for $m = 1, \dots, n$ **do**
 for $j = 1, \dots, n$ **do**
 $\{r_2, \dots, r_m\} \leftarrow \text{GETLARGESTENTRIES}(\text{row}_j(K), m - 1)$
 $\mathbf{r} \leftarrow \begin{bmatrix} 0 & r_2 & \dots & r_m \end{bmatrix}$
 if VECTORIS \mathbf{r}^* (\mathbf{r}, D^Y, d) **then** $\triangleright O(N^2)$
 return TRUE $\triangleright d_{l^\infty}(\mathbf{r}, \text{psr}_1^m(D^Y)) \geq d$
 end if
 end for
 end for
 return FALSE
end procedure

procedure GETLARGESTENTRIES(\mathbf{v}, q) $\triangleright O(1)$ when the sorting order of entries in \mathbf{v} is known
 \triangleright **input:** $\mathbf{v} \in \mathbb{R}^p$; $q \leq p, q \in \mathbb{N}$
 \triangleright **output:** set of q largest entries of \mathbf{v}
 \dots
end procedure

In order to implement procedure VECTORIS \mathbf{r}^* that checks if $d_{l^\infty}(\mathbf{r}, \text{psr}_1^m(D^Y)) \geq d$ for some $\mathbf{r} \in \text{psr}_1^m(K)$, we recall that

$$\text{psr}_1^m(D^Y) = \bigcup_{k=1}^{|Y|} \text{psr}_{1 \leftarrow k}^m(D^Y).$$

It follows that $d_{l^\infty}(\mathbf{r}, \text{psr}_1^m(D^Y)) \geq d$ is equivalent to $d_{l^\infty}(\mathbf{r}, \text{psr}_{1 \leftarrow k}^m(D^Y)) \geq d \quad \forall k \in \langle |Y| \rangle$. For a particular k , checking if $d_{l^\infty}(\mathbf{r}, \text{psr}_{1 \leftarrow k}^m(D^Y)) \geq d$ is an instance of linear assignment feasibility problem between the entries of $\mathbf{r} = \begin{bmatrix} r_1 & \dots & r_m \end{bmatrix}$ and $\text{row}_k(D^Y)$. Namely, $d_{l^\infty}(\mathbf{r}, \text{psr}_{1 \leftarrow k}^m(D^Y)) <$

d if and only if each r_l for $l \in \{2, \dots, m\}$ can be exclusively assigned to some $D_{k,h}^Y$ for $h \in \{1, \dots, k-1, k+1, \dots, |Y|\}$ s.t. $|r_l - D_{k,h}^Y| < d$. A feasible assignment can be constructed by iteratively pairing the smallest unassigned r_l with the smallest available $D_{k,h}^Y$ s.t. $|r_l - D_{k,h}^Y| < d$ (notice that $r_1 = 0$ always gets assigned to $D_{k,k}^Y = 0$). If no such $D_{k,h}^Y$ exists for r_l at any step, feasible solution does not exist. Since the construction checks each $D_{k,h}^Y$ at most once, the feasibility problem can be solved in $O(m + |Y|) = O(|Y|)$ time if the sorting orders of entries in both \mathbf{r} and $\text{row}_k(D^Y)$ are known. Note that the actual order of (off-diagonal) entries in both \mathbf{r} and $\text{row}_k(D^Y)$ is ignored, reflecting the permutational nature of the vectors in $\text{psr}_{1 \leftarrow k}^m(D^Y)$.

procedure VECTORISR $^*(\mathbf{r}, D^Y, d)$ $\triangleright O(N^2)$ when the sorting orders of entries in \mathbf{r} and every row of D^Y are known

\triangleright **input:** $\mathbf{r} \in \mathbb{R}^m$ for some $m \leq |Y|$; $D^Y \in \mathbb{R}^{|Y| \times |Y|}$; $d > 0$

\triangleright **output:** $\begin{cases} \text{TRUE,} & \text{if found } \mathbf{r}^* \in \text{psr}_i^m(K) \text{ for some } m \leq n, i \in \langle m \rangle \text{ s.t. } d_{l^\infty}(\mathbf{r}^*, \text{psr}_i^m(D^Y)) \geq d \\ \text{FALSE,} & \text{if couldn't find such } \mathbf{r}^* \end{cases}$

for $k = 1, \dots, |Y|$ **do** \triangleright check if $d_{l^\infty}(\mathbf{r}, \text{psr}_{1 \leftarrow k}^m(D^Y)) \geq d \quad \forall k \in \langle |Y| \rangle$

if FEASIBLEASSIGNMENTEXISTS($\mathbf{r}, \text{row}_k(D^Y), d$) **then**

return FALSE $\triangleright d_{l^\infty}(\mathbf{r}, \text{psr}_{1 \leftarrow k}^m(D^Y)) < d$

end if

end for

return TRUE

end procedure

procedure FEASIBLEASSIGNMENTEXISTS($\mathbf{v}, \mathbf{u}, d$) $\triangleright O(q)$

\triangleright **input:** $\mathbf{v} \in \mathbb{R}^p$ with entries $v_1 \leq \dots \leq v_p$; $\mathbf{u} \in \mathbb{R}^q$ for some $q \geq p$, whose entries are $u_1 \leq \dots \leq u_q$; $d > 0$

\triangleright **output:** $\begin{cases} \text{TRUE,} & \text{if exists injective } f : \langle p \rangle \rightarrow \langle q \rangle \text{ s.t. } |v_i - u_{f(i)}| < d \quad \forall i \in \langle p \rangle \\ \text{FALSE,} & \text{otherwise} \end{cases}$

$h \leftarrow 1$

for $l = 1, \dots, p$ **do**

while $|v_l - u_h| \geq d$ **do** \triangleright find smallest available u_h s.t. $|v_l - u_h| < d$

$h \leftarrow h + 1$

if $h > q$ **then**

return FALSE

end if

end while

$h \leftarrow h + 1$ \triangleright assign v_l to u_h , making the latter unavailable

end for

return TRUE

end procedure

Let us recap the results from the last 2 subsections, which address the case when no d -bounded curvature of X exceeds Y in size. We described a polynomial-time heuristic that looks for $\mathbf{r}^* \in \text{psr}_i^m(K)$ for some $m \leq n$ and $i \in \langle m \rangle$ s.t. $d_{l^\infty}(\mathbf{r}^*, \text{psr}_i^m(D^Y)) \geq d$, and showed that the existence of such \mathbf{r}^* implies $\widehat{d}_{\mathcal{GH}}(X, Y) \geq \frac{d}{2}$ (Theorem 2).

Note that both Theorem 1 and 2 regard a largest-size d -bounded curvature of only one metric space, X . However, its counterpart for Y is equally likely to provide information for discriminating the two metric spaces. Making use of the symmetry of $\widehat{d}_{\mathcal{GH}}$, we now summarize theoretical findings of this section in procedure `VERIFYLOWERBOUND` that attempts to prove $\widehat{d}_{\mathcal{GH}}(X, Y) \geq \frac{d}{2}$.

```

procedure VERIFYLOWERBOUND( $D^X, D^Y, d$ ) ▷  $O(N^4)$ 
▷ input:  $D^X \in \mathbb{R}^{|X| \times |X|}; D^Y \in \mathbb{R}^{|Y| \times |Y|}; d > 0$ 
▷ output:  $\begin{cases} \text{TRUE,} & \text{if verified that } \widehat{d}_{\mathcal{GH}}(X, Y) \geq \frac{d}{2} \\ \text{FALSE,} & \text{if couldn't verify it} \end{cases}$ 
   $K \leftarrow \text{FINDLARGESTSIZEK}(D^X, d)$  ▷  $K \in \mathbb{R}^{n \times n}$ 
   $L \leftarrow \text{FINDLARGESTSIZEK}(D^Y, d)$  ▷  $L \in \mathbb{R}^{m \times m}$ 
  if  $n > |Y|$  OR  $m > |X|$  then
    return TRUE ▷  $\widehat{d}_{\mathcal{GH}}(X, Y) \geq \frac{d}{2}$  from Theorem 1
  else if VERIFY*EXISTS( $K, D^Y, d$ ) OR VERIFY*EXISTS( $L, D^X, d$ ) then
    return TRUE ▷  $\widehat{d}_{\mathcal{GH}}(X, Y) \geq \frac{d}{2}$  from Theorem 2
  else
    return FALSE
  end if
end procedure

```

3.5. Obtaining the lower bound. Procedure `VERIFYLOWERBOUND` is a decision algorithm that gives a "yes" or "no" answer to the question if a particular value can be proven to bound $\widehat{d}_{\mathcal{GH}}(X, Y)$ from below. In order to obtain an informative lower bound, one wants to find the largest value for which the answer is "yes". Since $\widehat{d}_{\mathcal{GH}}(X, Y) \leq \frac{1}{2}d_{\max}$ and thus the answer must be "no" for any value above $\frac{1}{2}d_{\max}$, it suffices to limit the scope to $(0, \frac{1}{2}d_{\max}]$. To avoid redundancy in the checks of values from this interval, we consider the following result.

Claim 6. *Let Δ denote the set of absolute differences between the distances in X and Y , $\Delta \stackrel{\text{def}}{=} \{|d_X(x, x') - d_Y(y, y')| : x, x' \in X, y, y' \in Y\}$, and let $\{\delta_i\}_{i=1}^{|\Delta|}$ represent the sorting order of Δ , $0 = \delta_1 < \dots < \delta_{|\Delta|} = d_{\max}$. If $\delta_i < d_1 < d_2 \leq \delta_{i+1}$ for some d_1, d_2 and $i \in (|\Delta| - 1)$, then $\text{VERIFYLOWERBOUND}(D^X, D^Y, d_1) = \text{VERIFYLOWERBOUND}(D^X, D^Y, d_2)$.*

Claim 6 implies that the largest $\delta \in \Delta$ s.t. $\text{VERIFYLOWERBOUND}(D^X, D^Y, \delta) = \text{TRUE}$ is the largest $d \in \mathbb{R}$ s.t. $\text{VERIFYLOWERBOUND}(D^X, D^Y, d) = \text{TRUE}$. We now outline procedure `FINDLOWERBOUND` that obtains a lower bound of $\widehat{d}_{\mathcal{GH}}(X, Y)$ by calling `VERIFYLOWERBOUND` for each $\delta \in \Delta$ from largest to smallest, and stops once the output is `TRUE`.

```

procedure FINDLOWERBOUND( $D^X, D^Y$ ) ▷  $O(N^8)$ 
▷ input:  $D^X \in \mathbb{R}^{|X| \times |X|}; D^Y \in \mathbb{R}^{|Y| \times |Y|}$ 
▷ output:  $b_L \in \mathbb{R}$  s.t.  $\widehat{d}_{\mathcal{GH}}(X, Y) \geq b_L$ 
   $\Delta \leftarrow \emptyset$ 
  for  $i = 1, \dots, |X|$  do ▷ construct  $\Delta$ 
    for  $j = 1, \dots, |X|$  do
      for  $k = 1, \dots, |Y|$  do
        for  $l = 1, \dots, |Y|$  do
           $\Delta \leftarrow \Delta \cup |D_{i,j}^X - D_{k,l}^Y|$ 
        end for
      end for
    end for
  end for

```

```

        end for
    end for
end for
end for
{ $\delta_i\}_{i=1}^{|\Delta|} \leftarrow \text{SORTSET}(\Delta)$ 
 $\delta \leftarrow \delta_1$   $\triangleright \delta_1 = 0$ 
for  $i = |\Delta|, \dots, 2$  do  $\triangleright$  find largest  $\frac{\delta_i}{2}$  for which the answer is "yes"
    if  $\text{VERIFYLOWERBOUND}(D^X, D^Y, \delta_i)$  then
         $\delta \leftarrow \delta_i$ 
        break
    end if
end for
return  $\frac{\delta}{2}$ 
end procedure

procedure  $\text{SORTSET}(T)$   $\triangleright O(|T| \log |T|)$ 
 $\triangleright$  input:  $T \subset \mathbb{R}$ 
 $\triangleright$  output:  $\{t_i\}_{i=1}^{|T|}$ , where  $t_1 < \dots < t_{|T|}$  and  $t_i \in T \quad \forall i \in \langle |T| \rangle$ 
...
end procedure

```

Remark. Using binary search on Δ instead of traversing its values in descending order reduces the number of calls to VERIFYLOWERBOUND from $O(N^4)$ to $O(\log N)$. However, it is important to keep in mind that, given some $d_1 < d_2$, $\text{VERIFYLOWERBOUND}(D^X, D^Y, d_2) = \text{TRUE}$ does not guarantee $\text{VERIFYLOWERBOUND}(D^X, D^Y, d_1) = \text{TRUE}$, even though, trivially, $\widehat{d}_{\mathcal{GH}}(X, Y) \geq \frac{d_2}{2} > \frac{d_1}{2}$. It follows that employing the binary search can result in failing to find the largest $\delta \in \Delta$ s.t. $\text{VERIFYLOWERBOUND}(D^X, D^Y, \delta) = \text{TRUE}$, reducing time complexity at the cost of lower accuracy.

3.6. Proofs.

Claim 1. Let A and B be square matrices of the same size. If A is d -bounded for some $d > 0$, and B is 0-bounded but not positive-bounded, then $d_{l^\infty}(A, B) \geq d$.

Proof. Since B is not positive-bounded, $B_{i',j'} \leq 0$ for some $i' \neq j'$. From the 0-boundedness of B , $B_{i',j'} = 0$. Then:

$$\begin{aligned}
 d_{l^\infty}(A, B) &= \max_{i,j} |A_{ij} - B_{ij}| \\
 &\geq |A_{i'j'} - B_{i'j'}| \\
 &= |A_{i'j'}| \\
 &\geq d. \qquad \qquad \qquad \text{from } i' \neq j', A \text{ — } d\text{-bounded}
 \end{aligned}$$

□

Claim 2. A curvature of X is positive-bounded if and only if it is a principal submatrix of a permutation similarity of D^X , i.e. of the matrix $\pi(D^X) \stackrel{\text{def}}{=} \left(D_{\pi(i),\pi(j)}^X \right)_{i,j=1}^{|X|}$ for some permutation

π of $\langle |X| \rangle \stackrel{\text{def}}{=} \{1, \dots, |X|\}$. In particular, there are no positive-bounded curvatures in $\mathbf{K}_n(X)$ for $n > |X|$.

Proof. Recall that a curvature is positive-bounded if and only if the points inducing it are distinct. Since the row (or column) indices of D^X correspond to the points in X , the (arbitrary permuted) tuples of distinct points in X are in one-to-one correspondence with the principal submatrices of (permutation similarities of) D^X . Since a principal submatrix of (a permutation similarity of) D^X is at most $|X| \times |X|$ in size, there are no positive-bounded curvatures in $\mathbf{K}_n(X)$ if $n > |X|$. \square

Theorem 1. Let $K \in \mathbf{K}_n(X)$ be d -bounded for some $d > 0$. If $|Y| < n$, then $\widehat{d}_{\mathcal{GH}}(X, Y) \geq \frac{d}{2}$.

Proof. Note that $L \in \mathbf{K}_n(Y)$ implies that L is 0-bounded (by non-negativity of a metric) and not positive-bounded (from Claim 2). Then

$$\begin{aligned} d_{\mathcal{H}}^{\mathbb{R}^{n \times n}}(\mathbf{K}_n(X), \mathbf{K}_n(Y)) &\geq d_{l^\infty}(K, \mathbf{K}_n(Y)) \\ &= \min_{L \in \mathbf{K}_n(Y)} d_{l^\infty}(K, L) \\ &\geq d, \end{aligned} \quad \text{from } K \text{ — } d\text{-bounded, Claim 1}$$

and therefore

$$\begin{aligned} d_{\mathcal{GH}}(X, Y) &\geq \widehat{d}_{\mathcal{GH}}(X, Y) \\ &\geq d_{\mathbf{K}_n}(X, Y) \\ &= \frac{1}{2} d_{\mathcal{H}}^{\mathbb{R}^{n \times n}}(\mathbf{K}_n(X), \mathbf{K}_n(Y)) \\ &\geq \frac{d}{2}. \end{aligned}$$

\square

Remark. The existence of d -bounded curvature $K \in \mathbf{K}_n(X)$ is equivalent to $\text{pack}_n(X) \geq d$, where $\text{pack}_n(X)$ is the n -th packing number of X , defined (in e.g. [20]) as

$$\text{pack}_n(X) \stackrel{\text{def}}{=} \sup \{ \epsilon \geq 0 : \exists x_1, \dots, x_n \in X \text{ s.t. } d_X(x_i, x_j) \geq \epsilon \quad \forall i \neq j \}.$$

Similarly, $|Y| < n$ is equivalent to $\text{pack}_n(Y) = 0$. This suggests that an alternative proof for Theorem 1 can potentially be obtained by using results about packing numbers from the literature. In particular, $d_{\mathcal{GH}}(X, Y) \geq \frac{d}{2}$ follows immediately from a known fact that

$$|\text{pack}_n(X) - \text{pack}_n(Y)| \leq 2 \cdot d_{\mathcal{GH}}(X, Y) \quad \forall X, Y \in \mathcal{M}, \forall n \in \mathbb{N}.$$

This fact can be shown by following ideas from [11] (in the proof of Theorem 2.3): if $d_{\mathcal{GH}}(X, Y) = \delta$ and $(x_1, \dots, x_n) \in X^n$ realizes $\text{pack}_n(X)$, use the existence of $(y_1, \dots, y_n) \in Y^n$ s.t. $d(x_i, y_i) \leq \delta \quad \forall i$ and triangle inequality to show that $\text{pack}_n(X) \leq 2\delta + \text{pack}_n(Y)$. Proving the analogous fact for $\widehat{d}_{\mathcal{GH}}$ instead of $d_{\mathcal{GH}}$ would therefore prove Theorem 1.

Lemma 1. Let $K \in \mathbf{K}_n(X)$ be d -bounded for some $n \leq |Y|, d > 0$. If $d_{l^\infty}(\text{row}_i(K), \text{psr}_i^n(D^Y)) \geq d$ for some $i \in \langle n \rangle$, then $d_{l^\infty}(K, \mathbf{K}_n(Y)) \geq d$.

Proof. Let $L \in \mathbf{K}_n(Y)$. If L is not positive-bounded, $d_{l^\infty}(K, L) \geq d$ follows from Claim 1 and the fact that any curvature is 0-bounded. If L is positive-bounded, then L is a principal submatrix of some permutation similarity of D^Y by Claim 2. In particular, $\text{row}_i(L) \in \text{psr}_i^n(D^Y)$, and thus

$$\begin{aligned} d_{l^\infty}(K, L) &= \max_{j \in \langle n \rangle} \|\text{row}_j(K) - \text{row}_j(L)\|_\infty \\ &\geq \|\text{row}_i(K) - \text{row}_i(L)\|_\infty \\ &\geq d. \end{aligned} \quad \text{from } d_{l^\infty}(\text{row}_i(K), \text{psr}_i^n(D^Y)) \geq d$$

We have shown that $d_{l^\infty}(K, L) \geq d$ for an arbitrary choice of $L \in \mathbf{K}_n(Y)$, and therefore

$$d_{l^\infty}(K, \mathbf{K}_n(Y)) = \min_{L \in \mathbf{K}_n(Y)} d_{l^\infty}(K, L) \geq d$$

□

Claim 3. Let $K \in \mathbf{K}_n(X)$ be d -bounded for some $d > 0$. If π is a permutation of $\langle n \rangle$ and $I \subseteq \langle n \rangle$ s.t. $|I| = m > 0$, then $\pi(K)_I \in \mathbf{K}_m(X)$ is d -bounded. In words, any principal submatrix of a permutation similarity of a d -bounded curvature of X is a d -bounded curvature of X .

Proof. If K is induced by the points $(x_1, \dots, x_n) \in X^{\times n}$, then $\pi(K)$ is a curvature induced by $(x_{\pi(1)}, \dots, x_{\pi(n)}) \in X^{\times n}$, so $\pi(K) \in \mathbf{K}_n(X)$. Moreover, $\pi(K)_I$ is a curvature induced by $(x_{\pi(1)}, \dots, x_{\pi(n)})_I \in X^{\times m}$, and therefore $\pi(K)_I \in \mathbf{K}_m(X)$. Since each off-diagonal entry of $\pi(K)_I$ is, by construction, an off-diagonal entry of K , it is $\geq d$, and hence $\pi(K)_I$ is d -bounded. □

Theorem 2. Let $K \in \mathbf{K}_n(X)$ be d -bounded for some $n \leq |Y|, d > 0$. If for some $m \leq n$ and $i \in \langle m \rangle$ exists $\mathbf{r}^* \in \text{psr}_i^m(K)$ s.t. $d_{l^\infty}(\mathbf{r}^*, \text{psr}_i^m(D^Y)) \geq d$, then $\widehat{d}_{\mathcal{GH}}(X, Y) \geq \frac{d}{2}$.

Proof. By definition, \mathbf{r}^* is a row of an $m \times m$ principal submatrix of a permutation similarity of K , i.e. $\mathbf{r}^* = \text{row}_i(\pi(K)_I)$ for some permutation π of $\langle n \rangle$ and $I \subseteq \langle n \rangle$ s.t. $|I| = m$. By Claim 3, $\pi(K)_I \in \mathbf{K}_m(X)$ is d -bounded, and therefore applying Lemma to $\pi(K)_I$ yields $d_{l^\infty}(\pi(K)_I, \mathbf{K}_m(Y)) \geq d$. Then

$$\begin{aligned} \widehat{d}_{\mathcal{GH}}(X, Y) &\geq d_{\mathbf{K}_m}(X, Y) \\ &= \frac{1}{2} d_{\mathcal{H}}^{\mathbb{R}^{m \times m}}(\mathbf{K}_m(X), \mathbf{K}_m(Y)) \\ &\geq \frac{1}{2} d_{l^\infty}(\pi(K)_I, \mathbf{K}_m(Y)) && \text{from } \pi(K)_I \in \mathbf{K}_m(X) \\ &\geq \frac{d}{2} \end{aligned}$$

□

Claim 4. Let $A \in \mathbb{R}^{n \times n}$. If π is a permutation of $\langle m \rangle$ for some $m \leq n$, and $i \in \langle m \rangle$, then $\{\pi(\mathbf{v}) : \mathbf{v} \in \text{psr}_i^m(A)\} = \text{psr}_{\pi^{-1}(i)}^m(A)$, where $\pi(\begin{bmatrix} v_1 & \dots & v_m \end{bmatrix}) \stackrel{\text{def}}{=} \begin{bmatrix} v_{\pi(1)} & \dots & v_{\pi(m)} \end{bmatrix}$.

Proof. Let $\mathbf{v} = \begin{bmatrix} v_1 & \dots & v_m \end{bmatrix} \in \text{psr}_i^m(A)$. The $\pi^{-1}(i)$ -th entry of $\pi(\mathbf{v})$ is v_i , a diagonal entry of A , and the other entries of $\pi(\mathbf{v})$ are off-diagonal entries of A from the same row as v_i . Then $\pi(\mathbf{v}) \in \text{psr}_{\pi^{-1}(i)}^m(A)$ by definition of $\text{psr}_{\pi^{-1}(i)}^m(A)$, and hence $\{\pi(\mathbf{v}) : \mathbf{v} \in \text{psr}_i^m(A)\} \subseteq \text{psr}_{\pi^{-1}(i)}^m(A)$.

Since the number of vectors in $\text{psr}_i^m(A)$ and $\text{psr}_{\pi^{-1}(i)}^m(A)$ is the same and the vector mapping $\pi : \mathbb{R}^m \rightarrow \mathbb{R}^m$ (induced by the permutation π of $\langle m \rangle$) is injective, $\{\pi(\mathbf{v}) : \mathbf{v} \in \text{psr}_i^m(A)\} = \text{psr}_{\pi^{-1}(i)}^m(A)$. □

Claim 5. Let $A \in \mathbb{R}^{n \times n}$ and $\mathbf{u} \in \mathbb{R}^m$ for some $m \leq n$. If π is a permutation of $\langle m \rangle$ and $i \in \langle m \rangle$, then

$$d_{l^\infty}(\mathbf{u}, \text{psr}_i^m(A)) = d_{l^\infty}(\pi(\mathbf{u}), \text{psr}_{\pi^{-1}(i)}^m(A)).$$

Proof.

$$\begin{aligned}
d_{l^\infty}(\mathbf{u}, \text{psr}_i^m(A)) &= \min_{\mathbf{v} \in \text{psr}_i^m(A)} \|\mathbf{u} - \mathbf{v}\|_\infty \\
&= \min_{\mathbf{v} \in \text{psr}_i^m(A)} \|\pi(\mathbf{u}) - \pi(\mathbf{v})\|_\infty && \text{by definition of } \|\cdot\|_\infty \\
&= \min_{\mathbf{w} \in \text{psr}_{\pi^{-1}(i)}^m(A)} \|\pi(\mathbf{u}) - \mathbf{w}\|_\infty && \text{from Claim 4} \\
&= d_{l^\infty}(\pi(\mathbf{u}), \text{psr}_{\pi^{-1}(i)}^m(A)).
\end{aligned}$$

□

Claim 6. Let Δ denote the set of absolute differences between the distances in X and Y , $\Delta \stackrel{\text{def}}{=} \{|d_X(x, x') - d_Y(y, y')| : x, x' \in X, y, y' \in Y\}$, and let $\{\delta_i\}_{i=1}^{|\Delta|}$ represent the sorting order of Δ , $0 = \delta_1 < \dots < \delta_{|\Delta|} = d_{\max}$. If $\delta_i < d_1 < d_2 \leq \delta_{i+1}$ for some d_1, d_2 and $i \in \langle |\Delta| - 1 \rangle$, then $\text{VERIFYLOWERBOUND}(D^X, D^Y, d_1) = \text{VERIFYLOWERBOUND}(D^X, D^Y, d_2)$.

Proof. VERIFYLOWERBOUND considers the value of its argument d only through comparisons of the form " $\delta < d$ " for some δ , that occur in FINDLARGESTSIZEK and $\text{FEASIBLEASSIGNMENTEXISTS}$ (called from $\text{VERIFYR}^*\text{EXISTS}$). Note that the values of δ compared with d in FINDLARGESTSIZEK are the entries of D^X or D^Y , and therefore belong to Δ as $\{d_X(x, x') : x, x' \in X\}, \{d_Y(y, y') : y, y' \in Y\} \subseteq \Delta$. The values of δ compared with d in $\text{FEASIBLEASSIGNMENTEXISTS}$ belong to Δ by construction.

For any $\delta \in \Delta$, $\delta < d_1$ if and only if $\delta < d_2$. This is because $\delta < d_1$ implies $\delta < d_2$ from $\delta \notin [d_1, d_2)$, while $\delta < d_2$ implies $\delta < d_1$ trivially. It follows that both FINDLARGESTSIZEK and $\text{FEASIBLEASSIGNMENTEXISTS}$ yield identical outputs on d_1 and d_2 (and otherwise identical inputs), and hence so does VERIFYLOWERBOUND . □

4. UPPER BOUND OF $\widehat{d}_{\mathcal{GH}}(X, Y)$

To obtain an upper bound of $\widehat{d}_{\mathcal{GH}}(X, Y)$, we recall the definition

$$\widehat{d}_{\mathcal{GH}}(X, Y) \stackrel{\text{def}}{=} \frac{1}{2} \max\{\inf_{\varphi} \text{dis } \varphi, \inf_{\psi} \text{dis } \psi\},$$

where φ and ψ are the mappings $\varphi : X \rightarrow Y$ and $\psi : Y \rightarrow X$ and the infimums are taken over the corresponding function spaces. It follows that $\widehat{d}_{\mathcal{GH}}(X, Y) \leq \frac{1}{2} \max\{\text{dis } \varphi, \text{dis } \psi\}$ for any particular choice of φ and ψ . Considering the exponential size of function spaces, we rely on a small randomized sample of mappings to tighten the upper bound. To sample $\varphi : X \rightarrow Y$, we use construction method, a heuristic for solving quadratic assignment problems [9,17]. The construction method iteratively maps each $x \in X$ to some $y \in Y$, chosen by a greedy algorithm to minimize $\text{dis } \varphi$ as described below.

Let $X = \{x_1, \dots, x_{|X|}\}$ and $Y = \{y_1, \dots, y_{|Y|}\}$. We randomly choose a permutation π of $\langle |X| \rangle$ to represent the order in which the points in X are mapped. At step i we map $x_{\pi(i)}$ by choosing y_{j_i} and setting $\varphi(x_{\pi(i)}) \stackrel{\text{def}}{=} y_{j_i}$. We represent these choices by inductive construction $R_\varphi^{(i)} = R_\varphi^{(i-1)} \cup \{(x_{\pi(i)}, y_{j_i})\}$ for $i = 1, \dots, |X|$, where $R_\varphi^{(0)} \stackrel{\text{def}}{=} \emptyset$. The particular choice of y_{j_i} at step i is made to minimize distortion of resultant $R_\varphi^{(i)}$:

$$y_{j_i} \in \arg \min_{y \in Y} \text{dis} \left(R_\varphi^{(i-1)} \cup \{(x_{\pi(i)}, y)\} \right).$$

After carrying out all $|X|$ steps, $\varphi : X \rightarrow Y$ is given by the constructed relation $R_\varphi \stackrel{\text{def}}{=} R_\varphi^{(|X|)}$, and by definition, $\text{dis } \varphi = \text{dis } R_\varphi$.

Notice possible ambiguity in the choice of y_{j_i} when $y \in Y$ minimizing $\text{dis} \left(R_\varphi^{(i-1)} \cup \{(x_{\pi(i)}, y)\} \right)$ is not unique. In particular, any $y \in Y$ can be chosen as y_{j_1} at step 1, since $\text{dis} \{(x_{\pi(i)}, y_{j_1})\} = 0$ is invariant to the decision. In case of such ambiguity, our implementation simply decides to map $x_{\pi(i)}$ to y_{j_i} of the smallest index j_i . However, in applications one might want to replace this logic to leverage the knowledge of relationship between the points from two metric spaces.

We now formalize the above under procedure `SAMPLESMALLDISTORTION`, that samples a mapping from one metric space to another with the intent of minimizing its distortion, and outputs this distortion.

```

procedure SAMPLESMALLDISTORTION( $D^X, D^Y$ ) ▷  $O(N^3)$ 
▷ input:  $D^X \in \mathbb{R}^{|X| \times |X|}$  s.t.  $D_{ij}^X = d_X(x_i, x_j)$ ;  $D^Y \in \mathbb{R}^{|Y| \times |Y|}$  s.t.  $D_{ij}^Y = d_Y(y_i, y_j)$ 
▷ output:  $\text{dis } R_\varphi$ , where  $R_\varphi = \{(x, \varphi(x)); x \in X\}$  for some  $\varphi : X \rightarrow Y$ 
   $\pi \leftarrow \text{GETRANDOMORDER}(|X|)$  ▷ choose order in which to map the points in  $X$ 
   $R_\varphi^{(0)} \leftarrow \emptyset$ 
  for  $i = 1, \dots, |X|$  do ▷ map  $x_{\pi(i)}$  at step  $i$ 
     $\delta^{(i)} \leftarrow \infty$  ▷ initialize  $\text{dis } R_\varphi^{(i)}$ 
     $j_i \leftarrow 0$ 
    for  $j = 1, \dots, |Y|$  do ▷ find  $y_{j_i}$  that minimizes  $\text{dis} \left( R_\varphi^{(i-1)} \cup \{(x_{\pi(i)}, y_{j_i})\} \right)$ 
       $\delta \leftarrow \delta^{(i-1)}$ 
      for  $k = 1, \dots, i - 1$  do ▷ find  $\text{dis} \left( R_\varphi^{(i-1)} \cup \{(x_{\pi(i)}, y_j)\} \right)$ 
        if  $\delta < |D_{\pi(i), \pi(k)}^X - D_{j, j_k}^Y|$  then
           $\delta \leftarrow |D_{\pi(i), \pi(k)}^X - D_{j, j_k}^Y|$ 
        end if
      end for
      if  $\delta < \delta^{(i)}$  then ▷ choose better  $y_{j_i}$  candidate
         $\delta^{(i)} \leftarrow \delta$ 
         $j_i \leftarrow j$ 
      end if
    end for
     $R_\varphi^{(i)} \leftarrow R_\varphi^{(i-1)} \cup \{(x_{\pi(i)}, y_{j_i})\}$ 
  end for
  return  $\delta^{(|X|)}$ 
end procedure

procedure GETRANDOMORDER( $n$ ) ▷  $O(n)$ 
▷ input:  $n \in \mathbb{N}$ 
▷ output: randomly generated permutation  $\pi$  of  $\langle n \rangle$ 
  ...
end procedure

```

Note that in order to sample $\psi : Y \rightarrow X$ and find $\text{dis } \psi$, one calls `SAMPLESMALLDISTORTION` on the input (D^Y, D^X) . We now present procedure `FINDUPPERBOUND` that finds an upper bound for $\widehat{d}_{\mathcal{GH}}(X, Y)$ as $\frac{1}{2} \max\{\text{dis } \varphi^*, \text{dis } \psi^*\}$, where $\varphi^* : X \rightarrow Y$ ($\psi^* : Y \rightarrow X$) denotes a mapping of smallest distortion among those sampled from $X \rightarrow Y$ ($Y \rightarrow X$).

procedure FINDUPPERBOUND(D^X, D^Y) ▷ $O(sN^3)$, where s is the total number of sampled mappings

▷ **input:** $D^X \in \mathbb{R}^{|X| \times |X|}$; $D^Y \in \mathbb{R}^{|Y| \times |Y|}$

▷ **output:** $b_U \in \mathbb{R}$ s.t. $\widehat{d}_{\mathcal{GH}}(X, Y) \leq b_U$

$\text{dis } \varphi^* \leftarrow \infty$

$s \leftarrow \text{DECIDESAMPLESIZE}(|X|, |Y|)$ ▷ number of mappings from $X \rightarrow Y$ to sample

for $i = 1, \dots, s$ **do** ▷ randomized sampling from $X \rightarrow Y$

$\text{dis } \varphi \leftarrow \text{SAMPLESMALLDISTORTION}(D^X, D^Y)$

if $\text{dis } \varphi < \text{dis } \varphi^*$ **then**

$\text{dis } \varphi^* \leftarrow \text{dis } \varphi$

end if

end for

$\text{dis } \psi^* \leftarrow \infty$

$s \leftarrow \text{DECIDESAMPLESIZE}(|Y|, |X|)$ ▷ number of mappings from $Y \rightarrow X$ to sample

for $i = 1, \dots, s$ **do** ▷ randomized sampling from $Y \rightarrow X$

$\text{dis } \psi \leftarrow \text{SAMPLESMALLDISTORTION}(D^Y, D^X)$

if $\text{dis } \psi < \text{dis } \psi^*$ **then**

$\text{dis } \psi^* \leftarrow \text{dis } \psi$

end if

end for

return $\frac{1}{2} \max\{\text{dis } \varphi^*, \text{dis } \psi^*\}$

end procedure

procedure DECIDESAMPLESIZE(n, m) ▷ $O(1)$

▷ **input:** $n \in \mathbb{N}$; $m \in \mathbb{N}$

▷ **output:** sample size $s \in \mathbb{N}$ for the population size of m^n

 ...

end procedure

5. ALGORITHM FOR ESTIMATING $\widehat{d}_{\mathcal{GH}}(X, Y)$

The algorithm for estimating the mGH distance between compact metric spaces X and Y ("the algorithm") consists of the calls FINDLOWERBOUND(D^X, D^Y) and FINDUPPERBOUND(D^X, D^Y). Note that $\widehat{d}_{\mathcal{GH}}(X, Y)$ is found exactly whenever the outputs of the two procedures match. Time complexity of the algorithm is $O(N^8)$ whenever the number of mappings sampled from $X \rightarrow Y$ and $Y \rightarrow X$ in FINDUPPERBOUND is constrained to $s = O(N^5)$. If traversing the values of Δ from largest to smallest in FINDLOWERBOUND is replaced with binary search, the complexity becomes $O(N^4 \log N)$ under the assumption of $s = O(N \log N)$.

Remark. The calculations above consider the time complexity of VERIFY \mathbf{r}^* EXISTS as $O(N^4)$, which assumes that the procedure knows the sorting orders of entries in the rows of K, L, D^X, D^Y . This can be accommodated by the calling procedure VERIFYLOWERBOUND without increasing the polynomial order of its time complexity, since finding the sorting orders takes only $O(N^2 \log N)$ time and VERIFYLOWERBOUND is $O(N^4)$.

To obtain a more practical result, we now consider a special case of metric spaces induced by unweighted undirected graphs. We show that estimating the mGH between such metric spaces in applications has time complexity $O(N^3 \log^2 N)$, and present our implementation of the algorithm in Python.

5.1. mGH between unweighted undirected graphs. Let $G = (V_G, E_G)$ be undirected graph. For every pair of vertices $v, v' \in V_G$, we define $d_G(v, v')$ as the shortest path length between v to v' . If weights of the edges in E_G are positive, the resulting function $d_G : V_G \times V_G \rightarrow [0, \infty]$ is a metric on V_G . We say that the metric space (V_G, d_G) is induced by graph G , and note that its size $|V_G|$ is the order of G . By convention, shortest path length between vertices from different connected components of a graph is defined as ∞ , and therefore (V_G, d_G) is compact if and only if graph G is connected.

For brevity, we will use notation $G \stackrel{\text{def}}{=} (V_G, d_G)$, assuming that distinction between graph G and metric space G induced by this graph is clear from the context. In particular, we refer to the mGH distance between compact metric spaces induced by undirected connected graphs G and H as $\widehat{d}_{\mathcal{GH}}(G, H)$, or even call it "the mGH distance between graphs G and H ".

Let G, H be unweighted undirected connected graphs. Note that $\widehat{d}_{\mathcal{GH}}(G, H) = 0$ if and only if graphs G and H are isomorphic. We use the following result to reduce computational cost of estimating $\widehat{d}_{\mathcal{GH}}(G, H)$ compared to that in the case of arbitrary compact metric spaces.

Claim 7. *If G is unweighted undirected connected graph, all entries in distance matrix D^G of the corresponding compact metric space are from $\{0, 1, \dots, \text{diam } G\}$.*

Proof. Any path in unweighted connected graph is of non-negative integer length that, by definition, does not exceed the diameter of the graph. \square

Claim 7 implies that there are at most $d_{\max} + 1$ distinct entries in any curvature of either G or H , where $d_{\max} \stackrel{\text{def}}{=} \max\{\text{diam } G, \text{diam } H\}$. Since the procedure FEASIBLEASSIGNMENTEXISTS only uses the sorting order of entries in its vector inputs, we can represent each input as frequency distribution of values from $\{0, 1, \dots, d_{\max}\}$. Such grouping of identical entries allows the procedure to make bulk assignments when constructing the optimal solution as described in subsection 3.4. Assigning identical entries in bulks reduces time complexity of FEASIBLEASSIGNMENTEXISTS from $O(N)$ to $O(d_{\max})$ and makes the complexities of both FINDLOWERBOUND and the entire algorithm $O(N^7 d_{\max})$, where $N \stackrel{\text{def}}{=} \max\{|V_G|, |V_H|\}$.

Remark. From the perspective of optimization theory, representing vectors as frequency distributions of their entries reformulates the linear assignment feasibility problem of FEASIBLEASSIGNMENTEXISTS as a transportation feasibility problem.

Another implication of Claim 7 narrows the set of absolute differences between the distances in G and H to $\Delta = \{0, 1, \dots, d_{\max}\}$, reducing the time complexity of traversing its elements from $O(N^4)$ to $O(d_{\max})$. This further bounds the time complexity of FINDLOWERBOUND by $O(N^3 d_{\max}^2)$. The complexity of entire algorithm is therefore $O(N^3 d_{\max}^2)$, assuming that the number of sampled mappings is $s = O(d_{\max}^2)$.

Network diameter often scales logarithmically with network size, e.g. in Erdős–Rényi random graph model [3] and Watts–Strogatz small-world model [55], or even sublogarithmically, e.g. in the configuration model [23] and Barabási–Albert preferential attachment model [12]. This suggests time complexity of the algorithm in applications to be $O(N^3 \log^2 N)$, deeming it practical for shape comparison in graphs of up to moderate order.

5.2. Implementation. We have implemented the algorithm for estimating mGH between unweighted graphs in Python 3.7 as part of `scikit-tda` package [46] (<https://github.com/scikit-tda>). Our implementation takes adjacency matrices (optionally in sparse format) of unweighted undirected graphs as inputs. If adjacency matrix corresponds to a disconnected graph, the algorithm approximates it with its largest connected component. The number of mappings to sample from $X \rightarrow Y$ and $Y \rightarrow X$ in FINDUPPERBOUND is parametrized as a function of $|X|$ and $|Y|$.

6. COMPUTATIONAL EXAMPLES

This section demonstrates performance of the algorithm on some real-world and synthetic networks. The real-world networks were sourced from the Enron email corpus [27], the cybersecurity dataset collected at Los Alamos National Laboratory [26], and functional magnetic resonance imaging dataset ABIDE I [15].

6.1. Methodology and tools. To estimate mGH distances between the graphs, we use our implementation of the algorithm from subsection 5.2. We set the number of mappings from $X \rightarrow Y$ and $Y \rightarrow X$ to sample by the procedure FINDUPPERBOUND to $\lceil \sqrt{|X|} \log(|X| + 1) \rceil$ and $\lceil \sqrt{|Y|} \log(|Y| + 1) \rceil$, respectively.

Given a pair of connected graphs, we approximate the mGH distance between them by $\tilde{d} \stackrel{\text{def}}{=} \frac{b_L + b_U}{2}$, where b_L and b_U are the lower and upper bounds produced by the algorithm. The relative error of the algorithm is estimated by

$$\eta \stackrel{\text{def}}{=} \begin{cases} \frac{b_U - b_L}{2\tilde{d}} = \frac{b_U - b_L}{b_L + b_U}, & \text{if } b_U > 0 \\ 0, & \text{if } b_U = 0 \end{cases},$$

noting that the case of $b_U = 0$ implies that the algorithm has found the mGH distance of 0 exactly. In addition, we compute the utility coefficient defined by

$$v \stackrel{\text{def}}{=} \begin{cases} \frac{b_L - b'_L}{2\tilde{d}} = \frac{b_L - b'_L}{b_L + b_U}, & \text{if } b_U > 0 \\ 0, & \text{if } b_U = 0 \end{cases},$$

where $b'_L \leq b_L$ is the baseline lower bound: $b'_L \stackrel{\text{def}}{=} \frac{1}{2} |\text{diam } X - \text{diam } Y| \leq \widehat{d}_{\mathcal{GH}}(X, Y)$ for $X, Y \in \mathcal{M}$. The utility coefficient thus quantifies the tightening of the lower bound achieved by using Theorems 1 and 2.

Due to possible suboptimality of the mappings selected by using the construction method (see section 4), the upper bound may not be computed accurately enough. From the definition of relative error η and utility coefficient v , a sufficiently loose upper bound can make η arbitrarily close to 1 and v — arbitrarily small.

We measured η and v separately for each dataset. For the real-world data, we also used the approximated distances \tilde{d} to identify graphs of outlying shapes and matched these graphs against events or features of importance in application domains, following the approach taken in e.g. [7, 8, 28, 40]. Unlike [7, 28, 40] that focus on local time outliers (under the assumption of similarity between graphs from consecutive time steps), we considered the outliers with respect to entire time range (where applicable), similarly to [8].

To identify the outliers, we applied the Local Outlier Probability (LoOP) method [29] to the graphs using their approximated pairwise mGH distances. LoOP uses local space approach to outlier detection and is robust with respect to the choice of parameters [29]. The score assigned by LoOP to a data object is interpreted as the probability of the object to be an outlier. We used the implementation of LoOP in Python [13] (version 0.2.1), modified by us to allow non-Euclidean distances between the objects. We ran LoOP with locality and significance parameters set to $k = 20$ and $\lambda = 1$, respectively.

The synthetic graphs were generated according to Erdős–Rényi, Watts–Strogatz, and Barabási–Albert network models. We used implementations of the models provided in [5] (version 2.1).

All computations were performed on a single 2.70GHz core of Intel i7-7500U CPU.

6.2. Enron email corpus. Enron email corpus (available at <https://www.cs.cmu.edu/~./enron/>) represents a collection of email conversations between the employees, mostly senior management, of

the Enron corporation from October 1998 to March 2002. We use the latest version of the dataset from May 7, 2015, which contains roughly 500K emails from 150 employees.

Associating employees with graph vertices, we view the dataset as dynamic network whose 174 instances reflect weekly corporate email exchange over the course of 3.5 years. An (unweighted) edge connecting a pair of vertices in a network instance means a mutual exchange of at least one email between the two employees on a particular week. The time resolution of 1 week was suggested in [49] for providing appropriate balance between noise reduction and information loss in Enron dataset.

We expected major events related to the Enron scandal in the end of 2001 to cause abnormal patterns of weekly email exchange between the senior management, distorting the shape of the corresponding network instances. As a consequence, metric spaces generated by such network instances would be anomalously far from the rest with respect to the mGH distance.

In preparation for the analysis, we discarded all empty network instances, corresponding to the weeks of no email exchange between the employees (all 28 such weeks happened before May 1999). Each of the remaining 146 graphs was then replaced with its largest connected component. The distribution of the order of the resulting graphs had a mean of 68.2, a standard deviation of 99.8, and a maximum of 706.

We estimated the mGH distances in all 10585 distinct pairs of the non-empty connected network instances. Average graph order and computing time per one pair were distributed as 68.2 ± 70.3 and $0.93s \pm 3.91s$, respectively (where $\mu \pm \sigma$ refers to distribution with a mean of μ and a standard deviation of σ ; no assumptions of normality are made, and we use standard deviation solely as a measure of spread). The algorithm found exact mGH distances in 74.4% of the graph pairs, with relative error η and utility coefficient v distributed as 0.057 ± 0.118 and 0.043 ± 0.085 , respectively. The ratio between the means of v and η implies that using Theorems 1 and 2 on average reduced the relative error by a factor of 1.75.

We ran LoOP on the network instances using their (approximated) pairwise mGH distances \tilde{d} . The resulting outlier probability assigned to each network instance (Figure 1) thus measures the abnormality of its shape.

To see if abnormal shape of email exchange corresponds to events of high importance from Enron timeline, we applied the threshold of 0.99 to the outlier probabilities. Three out of four network instances that scored above the threshold correspond to the weeks of known important events in 2001, namely the weeks of Oct 29, Nov 5, and Nov 26 (each date is a Monday). As the closing stock price of Enron hit an all-time low on Friday, Oct 26, Enron’s chairman and CEO Kenneth Lay was making multiple calls for help to Treasury Secretary Paul O’Neill and Commerce Secretary Donald Evans on Oct 28–29. Enron fired both its treasurer and in-house attorney on Nov 5, admitted overstating its profits for the last five years by \$600M on Nov 8, and agreed to be acquired by Dynegy Inc. for \$9B on Nov 9. On Nov 28 Dynegy Inc. aborted the plan to buy Enron and on Dec 2 Enron went bankrupt.

We conclude that the abnormal shape of email exchange networks tends to correspond to disturbances of their environment, and that the algorithm estimates the mGH distance accurately enough to capture it.

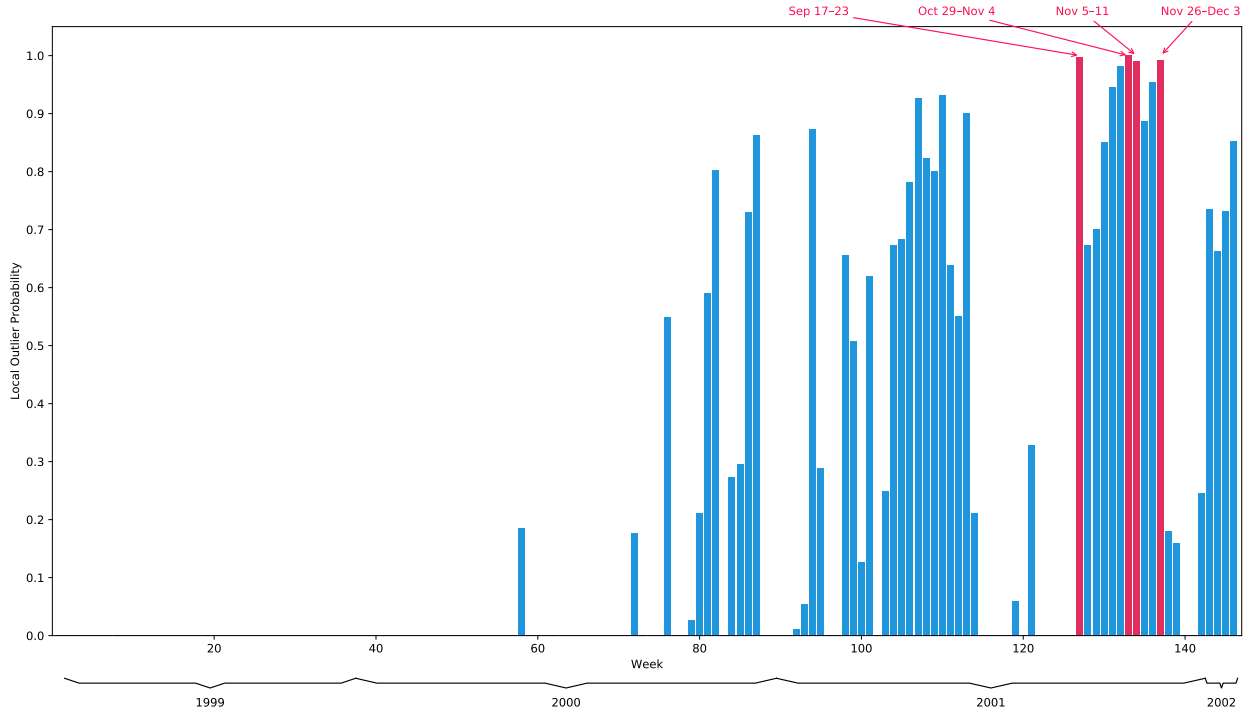


FIGURE 1. Outlier probabilities assigned to the weekly email exchange networks. Red indicates outlier probabilities > 0.99 , corresponding to the weeks of Sep 17, Oct 29, Nov 5, and Nov 26 in the year 2001.

6.3. LANL cybersecurity dataset. Los Alamos National Laboratory (LANL) cybersecurity dataset (available at <https://csr.lanl.gov/data/cyber1/>) represents 58 consecutive days of event data collected from LANL’s corporate computer network [26]. For our purposes, we considered its part containing records of authentication events, generated by roughly 11K users on 18K computers and collected from individual Windows-based desktops and servers. During the 58-day data collection period, a red team penetration testing operation has taken place. As a consequence, a small subset of authentications is labeled as red team compromise events, presenting well-defined bad behavior that differs from normal user and computer activity. The labeling is not guaranteed to be exhaustive, and authentication events corresponding to red team actions but not labeled as such are likely to be present in the data. [21]

Each authentication event occurs between a pair of source and destination computers. Viewing the computers as graph vertices, we associated each user with a dynamic network, whose instances reflect her daily authentication activity within the 58-day period. An (unweighted) edge connecting a pair of vertices in a network instance means that at least one authentication event by the user has occurred between the two computers on a particular day. The user-based approach to graph representation of the data aims to capture the patterns of user account misuse that are expected to occur during a cyberattack.

Our objective was to devise an unsupervised approach that can identify the red team activity associated with a user’s account. We expected that frequent compromise events within the course of one day should distort the shape of the corresponding network instance. As a consequence, metric spaces generated by such network instances would be anomalously far from the rest.

For the analysis, we selected 20 users with the highest total of associated red team events and randomly chose another 20 users from those unaffected by red team (see Figure 2). Each of their 40

dynamic networks initially comprised of 58 instances. We discarded all empty network instances, corresponding to the days of inactivity of a user account, and replaced each of the remaining 1997 graphs with its largest connected component. The distribution of the order of the resulting graphs had a mean of 32.7 and standard deviation of 75.8. The largest graphs were associated with red team-affected user U1653@DOM1 — their order was distributed with a mean of 178.2, a standard deviation of 391.5, and a maximum of 2343.




FIGURE 2. Frequency of red team events in daily authentication activity of the selected users. Grey indicates days of no authentication activity by user. Dashed line separates the two groups of 20 users.

Separately for each of the selected users, we estimated the mGH distances in all distinct pairs of the non-empty connected network instances associated with her account. Table 1 shows average graph order in a pair and the performance metrics of the algorithm, aggregated per user subsets. We note that using Theorems 1 and 2 has reduced the relative error by a factor of 3.5 on average. Another interesting observation is that the algorithm did not seem to perform worse on the larger graphs associated with user U1653@DOM1.

	# of pairs	average graph order	computing time	exact distances	relative error η	utility coefficient v
all 40 users	50316	34.2 ± 60.7	$0.44s \pm 14.09s$	84.7%	0.049 ± 0.121	0.121 ± 0.127
U1653@DOM1	1540	178.2 ± 274.3	$13.52s \pm 79.46s$	94.2%	0.012 ± 0.051	0.135 ± 0.123
other 39 users	48776	29.7 ± 27.3	$0.028s \pm 0.058s$	84.4%	0.051 ± 0.122	0.120 ± 0.127

TABLE 1. Performance of the algorithm on user-based daily authentication graphs. $\mu \pm \sigma$ denotes that distribution of a variable across graph pairs has a mean of μ and a standard deviation of σ .

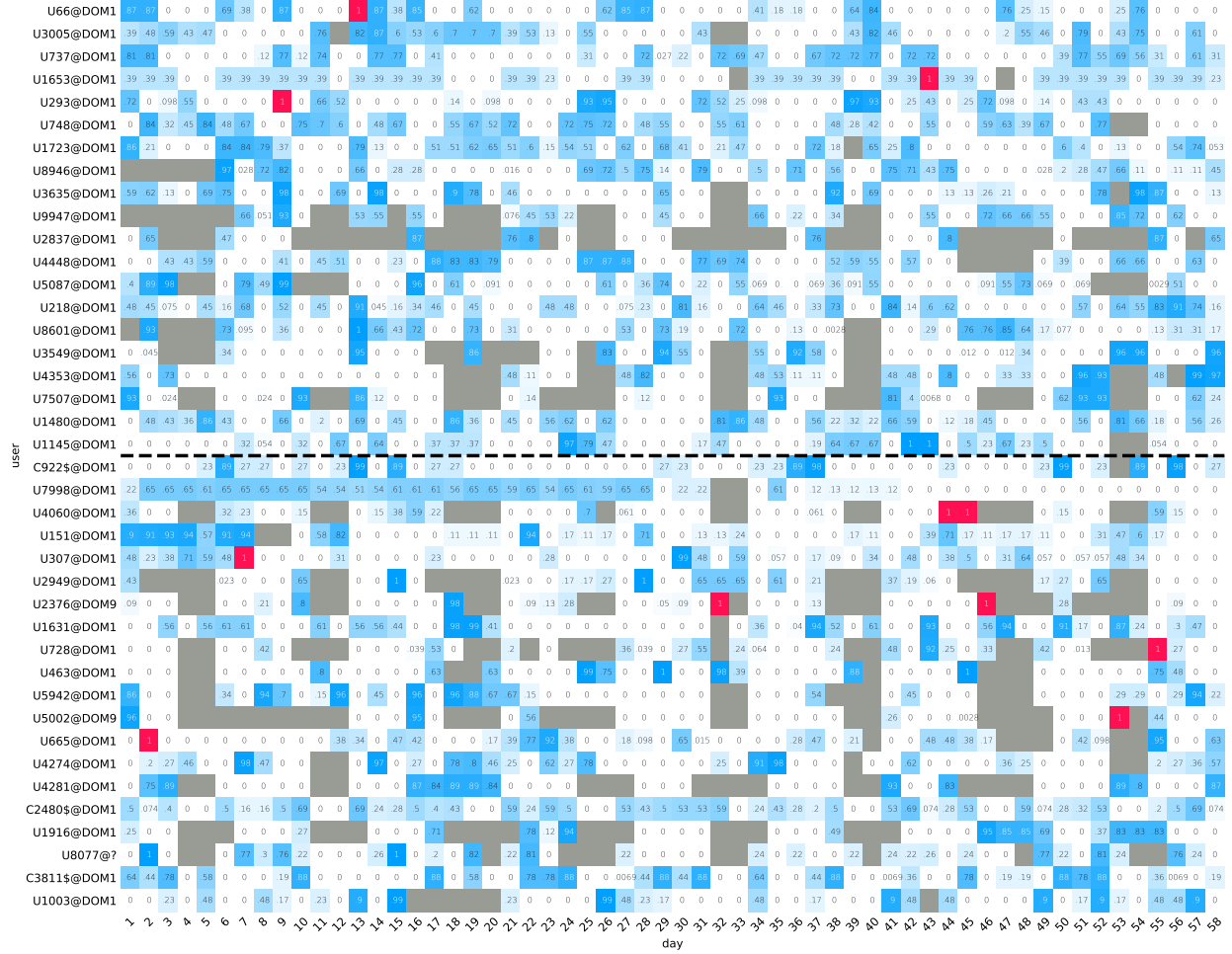


FIGURE 3. Outlier probability assigned to user-based daily authentication graphs. Red indicates outlier probabilities > 0.999 . Grey indicates empty graphs (excluded from analysis). Dashed line separates the two groups of 20 users.

Separately for each user, we ran LoOP on the associated network instances using their (approximated) pairwise mGH distances \tilde{d} . The resulting outlier probability assigned to each network instance (Figure 3) thus measures the abnormality of its shape for the particular user.

To see if the days of high compromise activity can be identified from abnormal shape of the corresponding network instances, we approached the identification as a binary classification task. User’s daily activity is considered a compromise if it includes at least 30 red team events, and predicted as such if the outlier probability assigned to the corresponding network instance is > 0.999 . The resulting confusion matrix of our shape-based binary classifier is shown in Table 2, establishing its accuracy, precision, and recall as 99.5%, 18.2%, and 100%, respectively.

		predicted		total
		compromised	not compromised	
actual	compromised	2	0	2
	not compromised	9	1986	1995
total		11	1986	1997

TABLE 2. Confusion matrix of the shape-based binary classifier.

Even though recall is prioritized over precision when identifying intrusions, low precision can be impractical when using the classifier alone. However, high recall suggests that combining the shape-based classifier with another method can improve performance of the latter. For example, classifying daily activity as a compromise if and only if both methods agree on it is likely to increase the other method’s precision without sacrificing its recall.

We conclude that sufficiently frequent compromise behavior tends to distort the shape of networks representing user authentication activity, and that the algorithm estimates the mGH distance accurately enough to pick up the distortion.

6.4. ABIDE I dataset. The Autism Brain Imaging Data Exchange I (ABIDE I, http://fcon_1000.projects.nitrc.org/indi/abide/abide_I.html) [15] is a resting state functional magnetic resonance imaging dataset, collected to improve understanding of the neural bases of autism. Beside the diagnostic group (autism or healthy control), the information collected from the study subjects also includes their sex, age, handedness category, IQ, and current medication status. We considered the preprocessed version of ABIDE I used in [25], containing brain networks of 816 subjects, including 374 individuals with autism spectrum disorder and 442 healthy controls.

Brain network of an individual is comprised of 116 nodes, corresponding to regions of interest (ROIs) in the automatic anatomical labeling atlas of the brain [51]. Connectivity of the network represents correlations between brain activity in the ROIs, extracted as a time series for each region. Namely, an (unweighted) edge connects two nodes if Spearman’s rank correlation coefficient between the corresponding pair of time series is in the highest 20% of all such coefficients for distinct ROI pairs. This approach of thresholding connectivity to obtain unweighted graph representation is commonly used for functional brain networks [1, 42, 44, 45, 50].

We replaced the brain network of each subject with its largest component, which did not introduce a significant change to the data. The distribution of the order of the resulting 816 graphs had a mean about 116.0, a standard deviation of 0.1, and a maximum of 116.

We estimated the mGH distances in all 332520 distinct pairs of the connected brain networks. Average graph order and computing time per one pair were distributed as 116.0 ± 0.1 and $0.40s \pm 20.29s$, respectively. The algorithm found exact mGH distances in 78.6% of the graph pairs, with relative error η and utility coefficient v distributed as 0.072 ± 0.139 and 0.361 ± 0.214 , respectively. We note that using Theorems 1 and 2 has reduced the relative error by a factor of 5 on average.

We ran LoOP on the brain networks using their (approximated) pairwise mGH distances \tilde{d} . The resulting outlier probability assigned to each brain network (Figure 4) thus measures the abnormality of its shape.

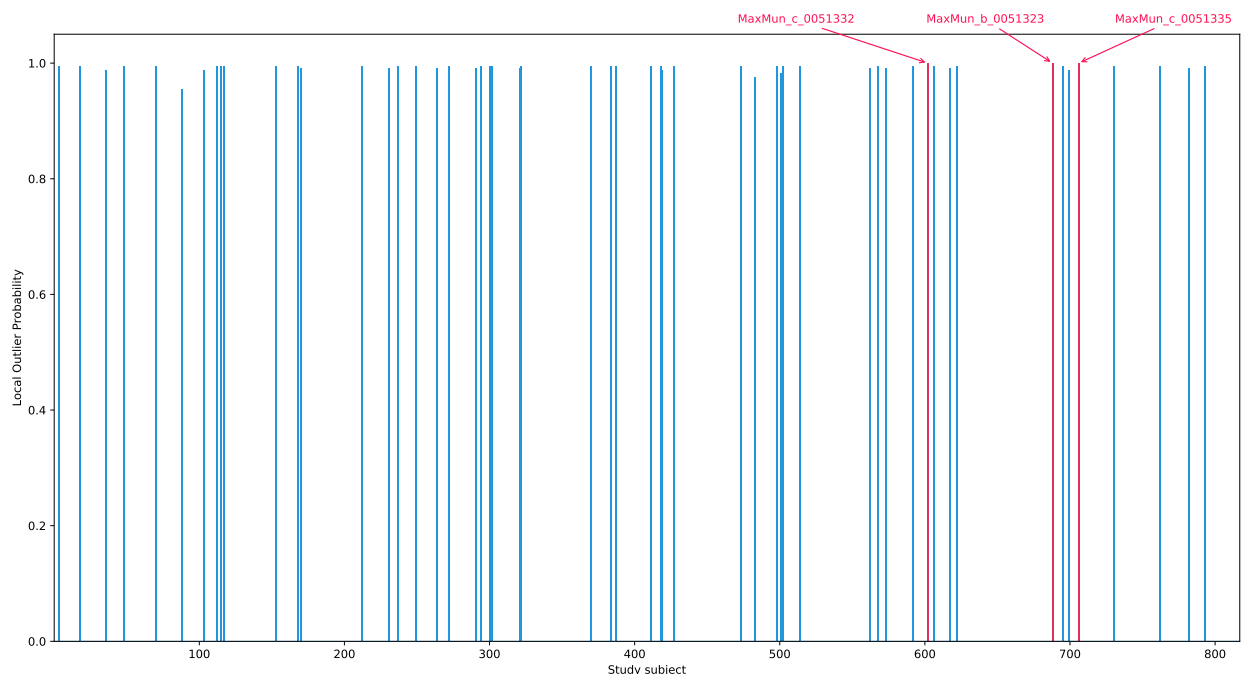


FIGURE 4. Outlier probability assigned to brain networks of study subjects. Blue indicates outlier probabilities > 0.95 , and red — outlier probabilities > 0.999 . The latter correspond to the subjects MaxMun_c_0051332, MaxMun_b_0051323, and MaxMun_c_0051335. The remaining outlier probabilities are 0.

To see if abnormal shape of a brain network corresponds to certain features of the individual, we applied the thresholds of 0.999 and 0.95 to the outlier probabilities. We were unable to find any pattern of the diagnostic group, sex, age, handedness category, IQ, or the use of medication in neither the 3 subjects who scored above the threshold of 0.999 nor the 54 subjects who scored above 0.95.

To see if the brain networks of subjects within the same diagnostic group tend to have similar shape, we performed cluster analysis based on the mGH distances \tilde{d} . We used `scipy` implementation of hierarchical agglomerative clustering algorithm to split the 816 networks into two clusters (by the number of diagnostic groups in the dataset). The smaller cluster was comprised of the same 3 subjects who scored above the outlier probability threshold of 0.999. Discarding them as outliers and rerunning the analysis resulted in two clusters of 51 and 762 subjects, respectively. The clusters didn't show any correspondence to the diagnostic groups, thus providing no evidence that within-group mGH distances are smaller than the inter-group ones. However, we notice a significant overlap between the 54 subjects with outlier probability above 0.95 and the cluster of 51 individuals, with 47 people shared between the two groups. It implies that the abnormal brain networks tend to be closer to each other than to the "regular" brain networks. This observation suggests that abnormality of the brain network shape is influenced by currently unknown features which are not included in the dataset.

We conclude that the algorithm estimates the mGH distance between Spearman’s correlation-based functional brain networks with high accuracy. However, detected shape abnormalities do not seem to correspond to a conclusive pattern related to autism spectrum disorder identification.

6.5. Synthetic networks. To test performance of the algorithm on synthetic networks, we generated 100 graphs per each of Erdős–Rényi (random), Watts–Strogatz (small-world), and Barabási–Albert (scale-free) network models. The order n of each graph was selected uniformly at random between 10 and 200, and other parameters of the model were based on n . In Erdős–Rényi $G(n, p)$ model, the probability p for an edge between a vertex pair to appear was selected uniformly at random between $\frac{0.5 \log n}{n}$ and $\frac{1.5 \log n}{n}$. In Watts–Strogatz $G(n, 2k, p)$ model, k , half of the average vertex degree, was selected uniformly at random between 1 and $\lfloor 0.5 \log^2 n \rfloor$, and the probability p for an edge to get rewired — between $\frac{0.5 \log n}{n}$ and $\frac{1.5 \log n}{n}$. In Barabási–Albert $G(n, m)$ model, the number of edges m to attach from a new node to the existing nodes was selected uniformly at random between 1 and $\lfloor \log^2 n \rfloor$.

After generating the graphs, we replaced each of them with its largest connected component. For each set, we estimated the mGH distances in all distinct pairs of the 100 connected graphs therein. Table 3 shows average graph order in a pair and the performance metrics of the algorithm, aggregated per individual data sets.

We note that the algorithm performs significantly worse on the Erdős–Rényi graphs. One possible explanation is that there are fewer identically connected vertices in random graphs than in those resembling real-world networks, which contributes to combinatorial complexity of the search for distortion-minimizing mappings to obtain the upper bound. Recall from subsection 6.1 that inaccurate computations of the upper bound alone can have detrimental effect on both η and ν .

	# of pairs	average graph order	computing time	exact distances	relative error η	utility coefficient ν
Erdős–Rényi	4950	101.8 \pm 56.1	0.58s \pm 0.49s	20.1%	0.222 \pm 0.172	0.054 \pm 0.089
Watts–Strogatz	4950	101.5 \pm 55.8	0.52s \pm 0.57s	50.42%	0.138 \pm 0.170	0.004 \pm 0.028
Barabási–Albert	4950	103.5 \pm 37.6	0.33s \pm 0.34s	57.1%	0.131 \pm 0.157	0.035 \pm 0.088

TABLE 3. Performance of the algorithm on the synthesized networks. $\mu \pm \sigma$ denotes that distribution of a variable across graph pairs has a mean of μ and a standard deviation of σ .

Another interesting observation is that Theorems 1 and 2 have smaller utility when applied to the Watts–Strogatz graphs. Recall that a Watts–Strogatz small-world graph is generated from a lattice ring with each node connected to its $2k$ neighbors (k for each side), by randomly rewiring a fraction (roughly, p) of its edges. For small p , the rewired edges serve as shortcuts between otherwise remote vertices and have a highly nonlinear effect on the diameter [55]. This allows for high variability in the diameters of generated graphs, thus contributing to tightness of the baseline lower bounds $b'_L \stackrel{\text{def}}{=} \frac{1}{2} |\text{diam } X - \text{diam } Y|$.

We conclude that the algorithm performs better on graphs with scale-free and small-world properties, observed in many real-world networks.

7. CONCLUSIONS

The main contribution of this work is a feasible method for finding lower bound on the Gromov–Hausdorff distances between finite-dimensional metric spaces. The approach, based on the introduced notion of d -bounded curvatures, yields a polynomial-time algorithm for estimating the mGH distance. The algorithm is implemented as part of Python `scikit-tda` library for the case of compact metric spaces induced by unweighted graphs. It is also shown that in the case of unweighted graphs of order N whose diameter scales at most logarithmically with N the algorithm has time complexity $O(N^3 \log^2 N)$. To the best of our knowledge, this is the first time a feasible algorithm is given for the broad class of graphs occurring in applications.

To test the algorithm’s performance, we applied it to both real and synthesized networks. Among the synthesized networks we tested, the best performance was observed for graphs with scale-free and small-world properties. We have also found that the algorithm performed well on the real-world email exchange, computer, and brain networks. The mGH distance was used to successfully detect outlying shapes corresponding to events of significance. This suggests that the proposed algorithm may be useful for graph shape matching in various application domains.

8. ACKNOWLEDGEMENTS

Part of this work was performed during the stay of Vladyslav Oles at Los Alamos National Laboratory, and he acknowledges the provided support. In addition, the authors would like to thank Facundo Mémoli for detailed clarification of his work, Amirali Kazeminejad for sharing preprocessed ABIDE I dataset, Bob Week for insightful conversations, and Luigi Boschetti for encouragement and inspiration.

REFERENCES

- [1] Achard, S., & Bullmore, E. (2007). Efficiency and cost of economical brain functional networks. *PLoS computational biology*, 3(2), e17.
- [2] Agarwal, P. K., Fox, K., Nath, A., Sidiropoulos, A., & Wang, Y. (2018). Computing the Gromov–Hausdorff distance for metric trees. *ACM Transactions on Algorithms (TALG)*, 14(2), 24.
- [3] Albert, R., & Barabási, A. L. (2002). Statistical mechanics of complex networks. *Reviews of Modern Physics*, 74(1), 47.
- [4] Aflalo, Y., Bronstein, A., & Kimmel, R. (2015). On convex relaxation of graph isomorphism. *Proceedings of the National Academy of Sciences*, 112(10), 2942-2947.
- [5] Hagberg, Aric, Pieter Swart, and Daniel S Chult. *Exploring network structure, dynamics, and function using NetworkX*. No. LA-UR-08-05495; LA-UR-08-5495. Los Alamos National Lab.(LANL), Los Alamos, NM (United States), 2008.
- [6] Bunke, H. (1997). On a relation between graph edit distance and maximum common subgraph. *Pattern Recognition Letters*, 18(8), 689-694.
- [7] Bunke, H., & Kraetzl, M. (2004). Classification and detection of abnormal events in time series of graphs. In *Data Mining in Time Series Databases* (pp. 127-148).
- [8] Bunke, H., Dickinson, P., Humm, A., Irniger, C., & Kraetzl, M. (2006, July). Computer network monitoring and abnormal event detection using graph matching and multidimensional scaling. In *Industrial Conference on Data Mining* (pp. 576-590). Springer, Berlin, Heidelberg.
- [9] Burkard, R. E., Cela, E., Pardalos, P. M., & Pitsoulis, L. S. (1998). The quadratic assignment problem. In *Handbook of combinatorial optimization* (pp. 1713-1809). Springer, Boston, MA.
- [10] Chazal, F., CohenSteiner, D., Guibas, L. J., Mémoli, F., & Oudot, S. Y. (2009, July). Gromov–Hausdorff Stable Signatures for Shapes using Persistence. In *Computer Graphics Forum* (Vol. 28, No. 5, pp. 1393-1403). Blackwell Publishing Ltd.
- [11] Cho, M. S. (1997). On the optimal covering of equal metric balls in a sphere. *The Pure and Applied Mathematics*, 4(2), 137-144.
- [12] Cohen, R., & Havlin, S. (2003). Scale-free networks are ultrasmall. *Physical Review Letters*, 90(5), 058701.
- [13] Constantinou, V. (2018). Pynomaly: Anomaly detection using local outlier probabilities (LoOP). *The Journal of Open Source Software*, 3, 845.

- [14] Conte, D., Foggia, P., Sansone, C., & Vento, M. (2004). Thirty years of graph matching in pattern recognition. *International Journal of Pattern Recognition and Artificial Intelligence*, 18(03), 265-298.
- [15] Di Martino, A., Yan, C. G., Li, Q., Denio, E., Castellanos, F. X., Alaerts, K., . . . & Deen, B. (2014). The autism brain imaging data exchange: towards a large-scale evaluation of the intrinsic brain architecture in autism. *Molecular psychiatry*, 19(6), 659.
- [16] Foggia, P., Percannella, G., & Vento, M. (2014). Graph matching and learning in pattern recognition in the last 10 years. *International Journal of Pattern Recognition and Artificial Intelligence*, 28(01), 1450001.
- [17] Gilmore, P. C. (1962). Optimal and suboptimal algorithms for the quadratic assignment problem. *Journal of the society for industrial and applied mathematics*, 10(2), 305-313.
- [18] Gromov, M. (1981). Groups of polynomial growth and expanding maps. *Publications Mathématiques de l'Institut des Hautes Études Scientifiques*, 53(1), 53-78.
- [19] Gromov, M. (2007). *Metric structures for Riemannian and non-Riemannian spaces*. Springer Science & Business Media.
- [20] Grove, K., & Markvorsen, S. (1992). Curvature, triangler, and beyond. *Bulletin of the American Mathematical Society*, 27(2), 261-265.
- [21] Heard, N., & Rubin-Delanchy, P. (2016, September). Network-wide anomaly detection via the Dirichlet process. In *Intelligence and Security Informatics (ISI), 2016 IEEE Conference on* (pp. 220-224). IEEE.
- [22] Hendrikson, R. (2016). *Using Gromov–Wasserstein distance to explore sets of networks* (Doctoral dissertation).
- [23] Hofstad, R. V. D., Hooghiemstra, G., & Znamenski, D. (2007). A phase transition for the diameter of the configuration model. *Internet Mathematics*, 4(1), 113-128.
- [24] Kalton, N. J., & Ostrovskii, M. I. (1999, February). Distances between Banach spaces. In *Forum Mathematicum* (Vol. 11, No. 1, pp. 17-48). Walter de Gruyter.
- [25] Kazeminejad, A., & Sotero, R. C. (2018). Topological Properties of Resting-State fMRI Functional Networks Improve Machine Learning-Based Autism Classification. *Frontiers in neuroscience*, 12.
- [26] Kent, A. D. (2016). Cyber security data sources for dynamic network research. In *Dynamic Networks and Cyber-Security* (pp. 37-65).
- [27] Klimt, B., & Yang, Y. (2004, September). The Enron corpus: A new dataset for email classification research. In *European Conference on Machine Learning* (pp. 217-226). Springer, Berlin, Heidelberg.
- [28] Koutra, D., Vogelstein, J. T., & Faloutsos, C. (2013, May). Deltacon: A principled massive-graph similarity function. In *Proceedings of the 2013 SIAM International Conference on Data Mining* (pp. 162-170). Society for Industrial and Applied Mathematics.
- [29] Kriegel, H. P., Kröger, P., Schubert, E., & Zimek, A. (2009, November). LoOP: local outlier probabilities. In *Proceedings of the 18th ACM conference on Information and knowledge management* (pp. 1649-1652). ACM.
- [30] Lee, H., Chung, M. K., Kang, H., Kim, B. N., & Lee, D. S. (2011, September). Computing the shape of brain networks using graph filtration and Gromov-Hausdorff metric. In *International Conference on Medical Image Computing and Computer-Assisted Intervention* (pp. 302-309). Springer, Berlin, Heidelberg.
- [31] Lee, H., Chung, M. K., Kang, H., Kim, B. N., & Lee, D. S. (2011). Persistent network homology from the perspective of dendrograms. *IEEE Transactions in Medical Imaging*, 12(2006), 2381-2381.
- [32] Lipman, Y., & Daubechies, I. (2011). Conformal Wasserstein distances: Comparing surfaces in polynomial time. *arXiv preprint arXiv:1103.4408*.
- [33] Mémoli, F. (2013). The Gromov–Hausdorff distance: a brief tutorial on some of its quantitative aspects. *Courbure discrète: théorie et applications*, 89.
- [34] Mémoli, F. (2011). Gromov–Wasserstein distances and the metric approach to object matching. *Foundations of computational mathematics*, 11(4), 417-487.
- [35] Mémoli, F. (2007). On the use of Gromov–Hausdorff distances for shape comparison.
- [36] Mémoli, F. (2012). Some properties of Gromov–Hausdorff distances. *Discrete & Computational Geometry*, 48(2), 416-440.
- [37] Mémoli, F. (2009, September). Spectral Gromov–Wasserstein distances for shape matching. In *Computer Vision Workshops (ICCV Workshops), 2009 IEEE 12th International Conference on* (pp. 256-263). IEEE.
- [38] Mémoli, F., & Sapiro, G. (2004, July). Comparing point clouds. In *Proceedings of the 2004 Eurographics/ACM SIGGRAPH symposium on Geometry processing* (pp. 32-40). ACM.
- [39] Peyré, G., Cuturi, M., & Solomon, J. (2016, June). Gromov–Wasserstein averaging of kernel and distance matrices. In *International Conference on Machine Learning* (pp. 2664-2672).
- [40] Pincombe, B. (2005). Anomaly detection in time series of graphs using arma processes. *Asor Bulletin*, 24(4), 2.
- [41] Raymond, J. W., & Willett, P. (2002). Maximum common subgraph isomorphism algorithms for the matching of chemical structures. *Journal of computer-aided molecular design*, 16(7), 521-533.

- [42] Redcay, E., Moran, J. M., Mavros, P. L., Tager-Flusberg, H., Gabrieli, J. D., & Whitfield-Gabrieli, S. (2013). Intrinsic functional network organization in high-functioning adolescents with autism spectrum disorder. *Frontiers in human neuroscience*, 7, 573.
- [43] Rendl, F., Pardalos, P., & Wolkowicz, H. (1994). The quadratic assignment problem: A survey and recent developments. In *Proceedings of the DIMACS workshop on quadratic assignment problems* (Vol. 16, pp. 1-42).
- [44] Rubinov, M., & Sporns, O. (2010). Complex network measures of brain connectivity: uses and interpretations. *Neuroimage*, 52(3), 1059-1069.
- [45] Rudie, J. D., Brown, J. A., Beck-Pancer, D., Hernandez, L. M., Dennis, E. L., Thompson, P. M., ... & Dapretto, M. J. N. C. (2013). Altered functional and structural brain network organization in autism. *NeuroImage: clinical*, 2, 79-94.
- [46] Saul, N., & Tralie, C. (2019). Scikit-TDA: Topological Data Analysis for Python. *Zenodo*.
- [47] Shoubridge, P., Kraetzl, M., Wallis, W. A. L., & Bunke, H. (2002). Detection of abnormal change in a time series of graphs. *Journal of Interconnection Networks*, 3(01n02), 85-101.
- [48] Sturm, K. T. (2006). On the geometry of metric measure spaces. *Acta mathematica*, 196(1), 65-131.
- [49] Sulo, R., Berger-Wolf, T., & Grossman, R. (2010, July). Meaningful selection of temporal resolution for dynamic networks. In *Proceedings of the Eighth Workshop on Mining and Learning with Graphs* (pp. 127-136). ACM.
- [50] Supekar, K., Menon, V., Rubin, D., Musen, M., & Greicius, M. D. (2008). Network analysis of intrinsic functional brain connectivity in Alzheimer's disease. *PLoS computational biology*, 4(6), e1000100.
- [51] Tzourio-Mazoyer, N., Landeau, B., Papathanassiou, D., Crivello, F., Etard, O., Delcroix, N., ... & Joliot, M. (2002). Automated anatomical labeling of activations in SPM using a macroscopic anatomical parcellation of the MNI MRI single-subject brain. *Neuroimage*, 15(1), 273-289.
- [52] Vandewiele, N. M., Van Geem, K. M., Reyniers, M. F., & Marin, G. B. (2012). Genesys: Kinetic model construction using chemo-informatics. *Chemical Engineering Journal*, 207, 526-538.
- [53] Villani, C. (2003). *Topics in optimal transportation* (No. 58). American Mathematical Soc..
- [54] Villar, S., Bandeira, A. S., Blumberg, A. J., & Ward, R. (2016). A polynomial-time relaxation of the Gromov-Hausdorff distance. *arXiv preprint arXiv:1610.05214*.
- [55] Watts, D. J., & Strogatz, S. H. (1998). Collective dynamics of small-world networks. *Nature*, 393(6684), 440.
- [56] Van Wijk, B. C., Stam, C. J., & Daffertshofer, A. (2010). Comparing brain networks of different size and connectivity density using graph theory. *PLOS One*, 5(10), e13701.

DEPARTMENT OF MATHEMATICS, WASHINGTON STATE UNIVERSITY, PULLMAN, WA, 99164

E-mail address: vladyslav.oles@wsu.edu