

Optimal Rates for Learning Hidden Tree Structures

Konstantinos E. Nikolakakis[†], Dionysios S. Kalogieras^{*},
and Anand D. Sarwate[†]

November 16, 2021

Abstract

We provide high probability finite sample complexity guarantees for hidden non-parametric structure learning of tree-shaped graphical models, whose hidden and observable nodes are discrete random variables with either finite or countable alphabets. We study a fundamental quantity called the *(noisy) information threshold*, which arises naturally from the error analysis of the Chow-Liu algorithm and, as we discuss, provides explicit necessary and sufficient conditions on sample complexity, by effectively summarizing the difficulty of the tree-structure learning problem. Specifically, we show that the finite sample complexity of the Chow-Liu algorithm for ensuring exact structure recovery from noisy data is inversely proportional to the information threshold squared (provided it is positive), and scales almost logarithmically relative to the number of nodes over a given probability of failure. Conversely, we show that, if the number of samples is less than an absolute constant times the inverse of information threshold squared, then no algorithm can recover the hidden tree structure with probability greater than one half. As a consequence, our upper and lower bounds match with respect to the information threshold, indicating that it is a fundamental quantity for the problem of learning hidden tree-structured models. Further, the Chow-Liu algorithm with noisy data as input achieves the optimal rate with respect to the information threshold. Lastly, as a byproduct of our analysis, we resolve the problem of tree structure learning in the presence of *non-identically* distributed observation noise, providing conditions for convergence of the Chow-Liu algorithm under this setting, as well.

Keywords— Tree-structured graphical models, Chow-Liu algorithm, Information Threshold, Hidden Markov models, Noisy data

1 Introduction

Graphical models are a widely-used and powerful tool for analyzing high-dimensional structured data [Lauritzen, 1996, Koller and Friedman, 2009]. In those models, variables are represented as nodes of a graph, the edges of which indicate conditional dependencies among the corresponding nodes. In this paper, we consider the problem of *learning acyclic undirected graphs* or *tree-structured Markov Random Fields (MRFs)*. In particular, we study the well-known *Chow-Liu (CL) Algorithm* [Chow and Liu, 1968], which, given a dataset of samples drawn from a tree-structured distribution, returns an estimate of the original tree. The importance of the CL algorithm stems from its efficiency, its low computational complexity, and also its optimality in terms of sample complexity (matching information-theoretic limits) for a variety of statistical settings, e.g., such as those involving Gaussian data [Tan et al., 2010], binary data [Bresler and Karzand, 2020], as well as for non-parametric models with discrete alphabets [Tan et al., 2011a,b].

[†]Department of Electrical and Computer Engineering, Rutgers University

^{*}Department of Electrical and Computer Engineering, Michigan State University

Our contribution centers on a rigorous characterization of a fundamental model-dependent statistic we call the *information threshold* (denoted by \mathbf{I}^o). We show that \mathbf{I}^o quantifies not only the sample complexity of the CL algorithm in particular (sufficiency), but also the complexity of the hidden tree-structure learning problem in general (necessity). For the problem of learning tree-structures from noiseless data, the information threshold has been already appeared in fundamental prior work in the area (e.g., [Tan et al., 2011] and [Tan, 2011]). Precisely, Tan et al. [2011, Theorem 6] showed that if the information threshold is strictly positive, then the probability of incorrect structure recovery by the CL algorithm decays exponentially with respect to the number of samples. Specifically, [Tan et al., 2011a, Tan et al., 2011] show that the approximation of the error exponent is consistent with the true error exponent when $\mathbf{I}^o \rightarrow 0$. However, based on prior works no conclusions can be derived for the rate of the sample complexity with respect to \mathbf{I}^o when the latter is bounded away from zero or when the data are noisy.

In this paper, we provide finite sample complexity bounds for exact hidden tree-structure learning. For fixed positive values of probability of success and noisy information threshold (namely \mathbf{I}_\dagger^o), we determine the necessary number of samples for exact structure recovery. Further, in this paper, the sample complexity bounds achieve the optimal rate with respect to \mathbf{I}_\dagger^o . Although it is true that the number of samples required for successful recovery scales logarithmically with respect to the number of nodes p (in the asymptotic sense), the sample complexity can vary significantly for different tree-structured distributions or noise models (for fixed p), and fixed probability of failure δ . The discussion above naturally raises the following basic question: *Is there any essential statistic (e.g., the information threshold) that determines the sample complexity of the hidden tree-structure learning problem?* Here, we show that, indeed, the information threshold constitutes such a representative statistic; in fact, it provides explicit *necessary and sufficient* conditions on sample complexity, by effectively and completely summarizing the difficulty of the hidden tree-structure learning problem.

In many applications, the underlying physical or artificial phenomenon may be well-modeled by a (tree-structured) MRF but the data acquisition device or sensor may itself introduce noise. We wish to understand how sensitive the performance of an algorithm is to noisy inputs. There are two recent works that study the impact of corrupted observations on both binary and Gaussian models [Goel et al., 2019, Nikolakakis et al., 2019]. Goel et al. [Goel et al., 2019] extend the Interaction Screening Objective [Vuffray et al., 2016] for the case of Ising models, while our prior work [Nikolakakis et al., 2019] analyzes the performance of the CL algorithm for both noisy Ising and Gaussian models. In particular, the latter of two prior works showed the consistency of the CL algorithm under the assumption of independent and identically distributed noise.

Based on this prior work, it is tempting to think that one can successfully perform structure recovery by running the standard CL algorithm *directly* on noisy data, for general hidden tree-models and minimal assumptions. This is common in practice, because the distribution of the noise may be unknown. However, even for the simplest models with binary observations, the CL algorithm with noisy input data may not be consistent (and divergence is guaranteed) without considering a pre-processing procedure. Figure 1 shows a simple binary-valued example of a 3-variable tree with non-identically distributed noise in which the CL algorithm on raw data is inconsistent. However, if we denoise the observations first (a form of data pre-processing), CL will return the true structure with high probability.

Given this example, when is the CL algorithm a consistent estimator on noisy data? We resolve this question by defining and analyzing the properties of the *noisy information threshold* (as termed herein, and denoted by \mathbf{I}_\dagger^o), which, as it turns out, characterizes the finite sample complexity of the CL algorithm on hidden tree-structured MRFs. The importance of the results lies in the fact that we can simply run the CL algorithm on the noisy observations in the same way as we would do if noiseless observations $\mathbf{X}^{1:n}$ were given. Indeed, *the model of the noise might be unknown, or we might be unaware of the existence of the noise altogether; still, we can learn the hidden structure efficiently.* Our contributions are as follows.

- We provide the first results on *non-parametric* hidden tree-structure learning, where the distributions of the hidden and observable layers are *unknown* and the mappings between the hidden and observed variables are general. In fact, as with the noiseless case, we show that, as long as $\mathbf{I}_\dagger^o > 0$, the sample complexity of the CL algorithm with respect to p/δ scales as $\mathcal{O}(\log^{1+\zeta}(p/\delta))$, for any $\zeta > 0$. With respect to the associated noisy information threshold, the same sample complexity is of the order of $\mathcal{O}(1/(\mathbf{I}_\dagger^o)^{2(1+\zeta)})$, for any $\zeta > 0$ (Theorem 1).

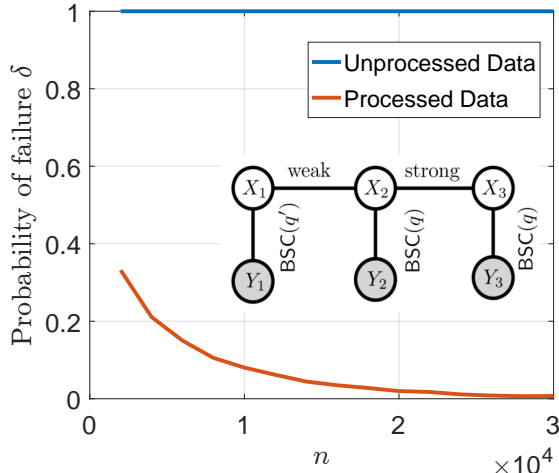


Figure 1: $\delta \equiv \hat{\mathbb{P}}_n(\mathbf{T}_\dagger^{\text{CL}} \neq \mathbf{T})$ for 3-node hidden structure whose $\mathbf{I}_\dagger^o < 0$ (non-identically distributed noise). "Weak" and "Strong" refer to correlations between hidden variables: $|\mathbb{E}[X_1 X_2]| < |\mathbb{E}[X_2 X_3]|$.

- For an absolute constant $C > 0$, we show that if the number of samples is less than $C/(\mathbf{I}_\dagger^o)^2$, then no algorithm can recover the hidden tree structure with probability greater than one half (Theorem 5). The rate of upper and lower bounds with respect to \mathbf{I}_\dagger^o are essentially identical, and CL algorithm in the noisy setting achieves the optimal rate with respect to \mathbf{I}_\dagger^o .
- Additionally, we show that, if $\mathbf{I}_\dagger^o \leq 0$, then structure recovery from *raw* data is not possible. In some cases where $\mathbf{I}_\dagger^o < 0$, by introducing suitable *pre-processing* and enforcing appropriate conditions on the hidden model (Definition 4), we show that the CL algorithm can be made convergent (with the aforementioned sample complexity). Such conditions can be satisfied for a variety of interesting observation models. Essentially, our results confirm that the CL algorithm is an effective *universal estimator* for tree-structure learning, on the basis of noisy data. We lastly explicitly illustrate how our results capture certain interesting scenarios involving *generalized M-ary erasure* and *symmetric channels* (i.e., observation noise models). Our framework extends and unifies recent results proved earlier for the binary case [Bresler and Karzand, 2020, Nikolakakis et al., 2019], by considering *non-identically distributed noise* as well. Note that this latter problem remains open for general graph structures; see e.g., [Goel et al., 2019, Section 6].

1.1 Related Work

Structure learning from node observations is a fundamental and well-studied problem in the context of graphical models. For general graph structures, the complexity of the problem has been studied by Karger and Srebro [2001]. Under the assumption of bounded degree the problem becomes tractable, leading to a large body of work in the last decade [Vuffray et al., 2016, Lee et al., 2006, Bresler et al., 2008, Ravikumar et al., 2010, Bresler et al., 2014, Bresler, 2015, Vuffray et al., 2019]. These approaches employ greedy algorithms, l_1 regularization methods, or other optimization techniques. The sample complexity of each approach is evaluated based on information theoretic bounds [Santhanam and Wainwright, 2012, Tandon et al., 2014, Hamilton et al., 2017].

For acyclic graphs, the CL algorithm is computationally efficient and it has been shown to be optimal in terms of sample complexity with respect to the number of variables. The error analysis and convergence rates for trees and forests were studied by Tan et al. [2010, 2011a,b], Liu et al. [2011] and Bresler and Karzand [2020]. In particular, for finite alphabets the number of samples needed by the CL algorithm is logarithmic with respect to the ratio p/δ for tree structures and polylogarithmic in the case of forests: $\mathcal{O}(\log^{1+\zeta}(p/\delta))$, for all $\zeta > 0$ [Tan et al., 2011b, Theorem 5]). Comparatively, our results extend to countable alphabets and noisy observations (hidden models). Our sample complexity bounds are consistent with prior work: the order

is poly-logarithmic but remains arbitrarily close to logarithmic ($\mathcal{O}(\log^{1+\zeta}(p/\delta))$, for all $\zeta > 0$). In the special case of Ising models, hidden structures were considered by Goel et al. [Goel et al., 2019] and our previous work [Nikolakakis et al., 2021, 2019]. Goel et al. [Goel et al., 2019] consider bounded degree graphs and require the noise model (or an approximation of it) to be known with the noise i.i.d. on each variable (see their Section 6). Our results apply more generally to settings with *non-identically distributed noise* (Section 5.1.2), but are restricted to the tree structure model assumption. Prior work by [Nikolakakis et al., 2019, 2021] solves the problem of hidden tree structure learning for (binary) Ising models with (modulo-2) additive noise, while in this paper we generalize prior sample complexity bounds [Nikolakakis et al., 2019, 2021] to finite and countable alphabets, encompassing non-parametric tree structures and general noise models. Finally, Tandon et al. [2020], Katiyar et al. [2020], Tandon et al. [2021], Casanellas et al. [2021], Katiyar et al. [2021] consider the problem of learning hidden tree-structured models within an equivalence class. In contrast with these papers, we study the exact structure recovery instead of that of the partial structure learning.

1.2 Applications

Noise-corrupted structured data appear in various applications for major branches of science as physics, computer science, biology and finance. The assumption of discrete and (arbitrarily) large alphabets is suitable for many of these scenarios. Our work is also motivated by a number of emerging applications in machine learning: differential privacy, distributed learning, and adversarial corruption. For example in *local differential privacy* [Warner, 1965, Evfimievski et al., 2003, Kasiviswanathan et al., 2008, 2011, Duchi et al., 2013, Smith et al., 2017], one approach perturbs each data sample at the time it is collected: our results therefore characterize the increase in sample complexity for successful structure recovery under a given privacy guarantee. In *distributed learning* problems, communication constraints require data to be quantized, resulting in quantization noise on the samples (c.f. [Tavassolipour et al., 2019]). Finally, we might have an *adversarial attack* on the training data: an adversary could corrupt the data-set and make structure learning infeasible. As our example shows, non-i.i.d. corruption can make the information threshold negative, and the CL algorithm will fail without appropriate pre-processing of the corrupted data. We continue by introducing the notation that we use in our paper.

1.3 Notation

We denote vectors or tuples by using boldface and we reserve calligraphic face for sets. For an integer M , let $[M] \triangleq \{1, 2, \dots, M\}$, and let $[M]^2 \equiv [M] \times [M]$ denote the corresponding Cartesian product. For an odd natural number p , we denote the set of even natural numbers up to $p - 1$ as $\mathcal{I}_{p-1} \triangleq \{2, 4, \dots, p - 1\}$. The indicator function of a set A is denoted by $\mathbb{1}_A$. In our graphical models, the cardinality of the set of nodes \mathcal{V} is assumed to be equal to p , $|\mathcal{V}| = p$. The node variables of the tree are denoted by $\mathbf{X} = (X_1, X_2, \dots, X_p)$. If \mathbf{X} has a finite alphabet we write $\mathbf{X} \in [M]^p$, and $\mathbf{X} \in \mathcal{X}^p$ for countable size alphabets. The probability mass function of \mathbf{X} is denoted by $p(\cdot)$ and the joint distribution of the pair X_i, X_j by $p_{i,j}(\cdot, \cdot)$, for any $i, j \in \mathcal{V}$. $T = (\mathcal{V}, \mathcal{E})$ is a tree (acyclic graph) with set of nodes and edges \mathcal{V} and \mathcal{E} respectively. We denote the unique set of edges in the path of two nodes $u, \bar{u} \in \mathcal{V}$ of T as $\text{path}_T(u, \bar{u})$. The neighborhood of a node $\nu \in \mathcal{V}$ is denoted by $\mathcal{N}_T(\nu)$. The distribution $\hat{p}(\cdot)$ is the estimator of a distribution $p(\cdot)$. The symbol $\mathbf{X}^{1:n}$ denotes the dataset of n i.i.d samples of \mathbf{X} . The estimated mutual information of a pair X_i, X_j is $\hat{I}(X_i; X_j)$ and the resulting tree structure of the CL algorithm is denoted by T^{CL} . The noisy observable is denoted by \mathbf{Y} and we use the symbol \dagger to distinguish between noiseless quantities and the corresponding noisy quantities, for instance T_{\dagger}^{CL} is the estimated tree from $\mathbf{Y}^{1:n}$.

2 Model and Problem Statement

First, we provide a complete description of our model including definitions, properties, and assumptions on the underlying distributions.

Algorithm 1 Chow-Liu (CL)

Require: Data set $\mathcal{D} = \mathbf{Z} \in \mathcal{Z}^{|\mathcal{V}| \times n}$

- 1: $\hat{p}_{i,j}(\ell, m) = \frac{1}{n} \sum_{k=1}^n \mathbb{1}_{\{Z_{i,k}=\ell, Z_{j,k}=m\}}, \forall i, j \in \mathcal{V}$
 - 2: $\hat{I}(Z_i; Z_j) = \sum_{\ell, m} \hat{p}_{i,j}(\ell, m) \log_2 \frac{\hat{p}_{i,j}(\ell, m)}{\hat{p}_i(\ell) \hat{p}_j(m)}$
 - 3: $\mathbf{T}^{\text{estimate}} \leftarrow \text{MST}(\{\hat{I}(Z_i; Z_j) : i, j \in \mathcal{V}\})$
-

2.1 Tree-Structured and Hidden Tree-Structured Models

We consider graphical models over p nodes with variables $\{X_1, X_2, \dots, X_p\} \equiv \mathbf{X}$ and finite or countable alphabet \mathcal{X}^p . We assume that the distribution $p(\cdot)$ of \mathbf{X} is given by a tree-structured *Markov Random Field*, (*MRF*). Any distribution $p(\cdot)$ which is Markov with respect to a tree $\mathbf{T} = (\mathcal{V}, \mathcal{E})$ factorizes as [Lauritzen, 1996]

$$p(\mathbf{x}) = \prod_{i \in \mathcal{V}} p(x_i) \prod_{(i,j) \in \mathcal{E}} \frac{p(x_i, x_j)}{p(x_i)p(x_j)}, \mathbf{x} \in \mathcal{X}; \quad (1)$$

we call such distributions $p(\cdot)$ tree-structured.

The noisy node variables $\mathbf{Y} = \{Y_1, Y_2, \dots, Y_p\}$ are generated by a *randomized mapping* (noisy channel) $\mathcal{F} : \mathcal{X}^p \rightarrow \mathcal{Y}^p$. We restrict attention here to mappings that act on each component (not necessarily independently): $\mathcal{F}(\cdot) = \{F_1(\cdot), F_2(\cdot), \dots, F_p(\cdot)\}$ and each $F_i(\cdot) : \mathcal{X} \rightarrow \mathcal{Y}$ so $Y_i = F_i(X_i)$ for all $i \in \mathcal{V}$. Let $\mathbb{P}(Y_i = y_i | X_i = x_i)$ be the transition kernel associated with the randomized mapping $F_i(\cdot)$, then the distribution of the output is given by $p_{\dagger}(y_i) = \sum_{x_i \in \mathcal{X}} \mathbb{P}(Y_i = y_i | X_i = x_i) p(x_i)$ for $y_i \in \mathcal{Y}$. Note that while the distribution of \mathbf{X} is tree-structured, the distribution of \mathbf{Y} *does not factorize* according to any tree. In general the Markov random field of \mathbf{Y} is a complete graph, which makes learning the hidden structure non-trivial [Nikolakakis et al., 2019, 2021, Yeung et al., 2018].

Given n i.i.d observations $\mathbf{X}^{1:n} \sim p(\cdot)$, our goal is to learn the underlying structure \mathbf{T} . To do this, we use a plug-in estimate of the mutual information $I(X_i; X_j)$ between pairs of variables. In similar fashion, when noise-corrupted observations $\mathbf{Y}^{1:n}$ are available, we aim to learn the hidden tree structure \mathbf{T} of \mathbf{X} , by estimating the mutual information $I(Y_i; Y_j)$ between pairs of observable variables. Unfortunately, the plug-in mutual information estimate $\hat{I}(X_i; X_j)$ may converge slowly to $I(X_i; X_j)$ in certain cases with countable alphabets [Antos and Kontoyiannis, 2001, Corollary 5], [Silva, 2018]. To avoid such ill-conditioned cases, we make the following assumption.

Assumption 1. For some $c > 1$ there exist $c_1, c_2 > 0$ such that $c_1/k^c \leq p_i(k) \leq c_2/k^c$, for $k \in \mathcal{X}$, and $c_1/(k\ell)^c \leq p_{i,j}(k, \ell) \leq c_2/(k\ell)^c$, for $k, \ell \in \mathcal{X}^2$ and for all $i, j \in \mathcal{V}$. That is, the tuple $\{c, c_1, c_2\}$ satisfies the assumption for all marginal and pairwise joint distributions.

Assumption 1 holds trivially for all finite and (fixed) alphabets, where the constants c_1 and c_2 depend on the minimum probability and the size of alphabet. The next assumption guarantees there is a unique tree structure \mathbf{T} with exactly p nodes.

Assumption 2. \mathbf{T} is connected; $I(X_i; X_j) > 0$ for all $i, j \in \mathcal{V}$ and the distribution $p(\cdot)$ of \mathbf{X} is not degenerate.

Assumption 2 guarantees convergence for the CL algorithm in the absence of noise; $\mathbf{T}^{\text{CL}} \rightarrow \mathbf{T}$. For a fixed tree \mathbf{T} , we use the notation $\mathcal{P}_{\mathbf{T}}$ to denote the set of structured distributions that factorizes according to a fixed \mathbf{T} . The set of all trees on p nodes is denoted by \mathcal{T} , and we call $\mathcal{P}_{\mathcal{T}}$ the set of all tree-structured distributions that factorize according to (1) for some $\mathbf{T} \in \mathcal{T}$.

2.2 Chow-Liu Algorithm

We consider the classical version of the algorithm [Chow and Liu, 1968], due to the non-parametric nature of our model. Given n i.i.d samples of the node variables, we first find the estimates of the pairwise joint

distributions and then we evaluate the plug-in mutual information estimates. Finally, a Maximum Spanning Tree (MST) algorithm (for instance Kruskal's or Prim's algorithm) returns the estimated tree. For the rest of the paper, we refer to Algorithm 1 by explicitly mentioning the input data set; if $\mathcal{D} = \mathbf{X}^{1:n}$, then the input consist of noiseless data and we consider $\mathbf{Z} \equiv \mathbf{X}$ (see Algorithm 1), furthermore the estimated structure $\mathsf{T}^{\text{estimate}}$ is denoted by T^{CL} . Equivalently, if $\mathcal{D} = \mathbf{Y}^{1:n}$, then the input consists of noisy data, $\mathbf{Z} \equiv \mathbf{Y}$, and the estimated structure $\mathsf{T}^{\text{estimate}}$ is named as $\mathsf{T}_{\dagger}^{\text{CL}}$. We compute T^{CL} and $\mathsf{T}_{\dagger}^{\text{CL}}$ by running the MST algorithm on the edge weights $\{\hat{I}(X_i; X_j) : i, j \in \mathcal{V}\}$ and $\{\hat{I}(Y_i; Y_j) : i, j \in \mathcal{V}\}$ respectively. Note that the estimates T^{CL} and $\mathsf{T}_{\dagger}^{\text{CL}}$ depend on the value n , but for brevity, we write $\mathsf{T}^{\text{CL}} \rightarrow \mathsf{T}$ and $\mathsf{T}_{\dagger}^{\text{CL}} \rightarrow \mathsf{T}$ instead of $\lim_{n \rightarrow \infty} \mathsf{T}^{\text{CL}} = \mathsf{T}$ and $\lim_{n \rightarrow \infty} \mathsf{T}_{\dagger}^{\text{CL}} = \mathsf{T}$ respectively. In the next section we show that Chow-Liu algorithm is equivalent to a maximum likelihood estimator: Algorithm 1 returns the MLE-tree of the projected distribution of the observables onto the space of tree-structured distributions.

2.3 Projected Maximum Likelihood Estimate

We now show the connection between the maximum likelihood estimate tree and the output $\mathsf{T}_{\dagger}^{\text{CL}}$ of Chow-Liu algorithm with input noisy data. As a first step, we state the following Lemma, that generalizes the result on Ising model distribution by Bresler and Karzand [2020, Lemma 1] to general distributions.¹

Lemma 1. *Let $P(\cdot)$ be a distribution that factorizes according a graph $G = (\mathcal{V}, \mathcal{E}_G)$, and $Q(\cdot) \in \mathcal{P}_{\mathcal{T}}$ a tree structured distribution with $\mathsf{T} = (\mathcal{V}, \mathcal{E})$, such that $P(\cdot)$ is absolutely continuous with respect to $Q(\cdot)$. Let $I_P(\cdot; \cdot)$ be the mutual information with respect to $P(\cdot)$ and consider the projection of $P(\cdot)$ onto the space of tree-structured distributions*

$$p^{\mathcal{T}}(\mathbf{y}) \triangleq \arg \min_{\bar{Q}(\cdot) \in \mathcal{P}_{\mathcal{T}}} D_{KL}(P(\mathbf{y}) || \bar{Q}(\mathbf{y})). \quad (2)$$

Then

$$D_{KL}(P(\mathbf{y}) || p^{\mathcal{T}}(\mathbf{y})) = -H(P(\mathbf{y})) + \sum_{i \in \mathcal{V}} H(P(y_i)) - \sum_{(i,j) \in \mathcal{E}} I_P(Y_i; Y_j). \quad (3)$$

Proof. It is true that

$$\begin{aligned} & D_{KL}(P(\mathbf{y}) || Q(\mathbf{y})) \\ &= -H(P(\mathbf{y})) - \mathbb{E}_{P(\mathbf{y})}[\log Q(\mathbf{Y})] \\ &= -H(P(\mathbf{y})) - \mathbb{E}_{P(\mathbf{y})} \left[\log \prod_{i \in \mathcal{V}} Q(Y_i) + \log \prod_{(i,j) \in \mathcal{E}} \frac{Q(Y_i, Y_j)}{Q(Y_i)Q(Y_j)} \right] \\ &= -H(P(\mathbf{y})) - \sum_{i \in \mathcal{V}} \mathbb{E}_{P(\mathbf{y})} [\log Q(Y_i)] - \sum_{(i,j) \in \mathcal{E}} \mathbb{E}_{P(\mathbf{y})} \left[\log \frac{Q(Y_i, Y_j)}{Q(Y_i)Q(Y_j)} \right] \\ &= -H(P(\mathbf{y})) - \sum_{i \in \mathcal{V}} \mathbb{E}_{P(\mathbf{y})} [\log Q(Y_i)] - \sum_{(i,j) \in \mathcal{E}} \mathbb{E}_{P(\mathbf{y})} \left[\log \frac{P(Y_i)P(Y_j)}{Q(Y_i)Q(Y_j)} \right] \\ &\quad + \sum_{(i,j) \in \mathcal{E}} \mathbb{E}_{P(\mathbf{y})} [\log P(Y_i)P(Y_j)] - \sum_{(i,j) \in \mathcal{E}} \mathbb{E}_{P(\mathbf{y})} [\log Q(Y_i, Y_j)] \\ &= -H(P(\mathbf{y})) - \sum_{i \in \mathcal{V}} \mathbb{E}_{P(\mathbf{y})} [\log Q(Y_i)] - \sum_{(i,j) \in \mathcal{E}} D_{KL}(P(y_i) || Q(y_i)) + D_{KL}(P(y_j) || Q(y_j)) \\ &\quad + \sum_{(i,j) \in \mathcal{E}} \mathbb{E}_{P(\mathbf{y})} [\log P(Y_i)P(Y_j)] - \sum_{(i,j) \in \mathcal{E}} \mathbb{E}_{P(\mathbf{y})} [\log Q(Y_i, Y_j)] \end{aligned} \quad (4)$$

¹We are unaware of a prior proof of the following result and so we provide it for completeness.

$$\begin{aligned}
&= -H(\mathbf{P}(\mathbf{y})) - \sum_{i \in \mathcal{V}} \mathbb{E}_{\mathbf{P}(\mathbf{y})} [\log Q(Y_i)] + \sum_{(i,j) \in \mathcal{E}} H(\mathbf{P}(y_i, y_j)) - H(\mathbf{P}(y_i)) - H(\mathbf{P}(y_j)) \\
&\quad + \sum_{(i,j) \in \mathcal{E}} D_{\text{KL}}(\mathbf{P}(y_i, y_j) \| \mathbf{Q}(y_i, y_j)) - \sum_{(i,j) \in \mathcal{E}} D_{\text{KL}}(\mathbf{P}(y_i) \| \mathbf{Q}(y_i)) + D_{\text{KL}}(\mathbf{P}(y_j) \| \mathbf{Q}(y_j)) \\
&= -H(\mathbf{P}(\mathbf{y})) + \sum_{i \in \mathcal{V}} D_{\text{KL}}(\mathbf{P}(y_i) \| \mathbf{Q}(y_i)) + \sum_{i \in \mathcal{V}} H(\mathbf{P}(y_i)) - \sum_{(i,j) \in \mathcal{E}} I_{\text{P}}(Y_i; Y_j) \\
&\quad + \sum_{(i,j) \in \mathcal{E}} D_{\text{KL}}(\mathbf{P}(y_i, y_j) \| \mathbf{Q}(y_i, y_j)) - \sum_{(i,j) \in \mathcal{E}} D_{\text{KL}}(\mathbf{P}(y_i) \| \mathbf{Q}(y_i)) + D_{\text{KL}}(\mathbf{P}(y_j) \| \mathbf{Q}(y_j)). \tag{5}
\end{aligned}$$

At this point the following notation is necessary (see [Koski, 2010]): Let $(i_r)_{r=1}^p$ be an arbitrary permutation of $\ell = \{1, 2, \dots, p\}$. Then, the set of edges \mathcal{E} for any tree can be written as

$$\mathcal{E} = (i_r, j_r)_{r=2}^p, \quad \text{and } j_1 = \emptyset, \quad j_r \in \{i_1, \dots, i_{r-1}\} \subset \ell. \tag{6}$$

(6) defines a tree $\mathbf{T} = (\mathcal{V}, \mathcal{E})$ with root the node i_1 (since $j_1 = \emptyset$). Then we write (5) as

$$\begin{aligned}
&D_{\text{KL}}(\mathbf{P}(\mathbf{y}) \| \mathbf{Q}(\mathbf{y})) \\
&= -H(\mathbf{P}(\mathbf{y})) + \sum_{r=1}^p D_{\text{KL}}(\mathbf{P}(y_{i_r}) \| \mathbf{Q}(y_{i_r})) + \sum_{r=1}^p H(\mathbf{P}(y_{i_r})) - \sum_{(i,j) \in \mathcal{E}} I_{\text{P}}(Y_i; Y_j) \\
&\quad + \sum_{r=2}^p D_{\text{KL}}(\mathbf{P}(y_{i_r}, y_{j_r}) \| \mathbf{Q}(y_{i_r}, y_{j_r})) - \sum_{r=2}^p D_{\text{KL}}(\mathbf{P}(y_{i_r}) \| \mathbf{Q}(y_{i_r})) - \sum_{r=2}^p D_{\text{KL}}(\mathbf{P}(y_{j_r}) \| \mathbf{Q}(y_{j_r})) \\
&= -H(\mathbf{P}(\mathbf{y})) + D_{\text{KL}}(\mathbf{P}(y_{i_1}) \| \mathbf{Q}(y_{i_1})) + \sum_{r=1}^p H(\mathbf{P}(y_{i_r})) - \sum_{(i,j) \in \mathcal{E}} I_{\text{P}}(Y_i; Y_j) \\
&\quad + \sum_{r=2}^p D_{\text{KL}}(\mathbf{P}(y_{i_r}, y_{j_r}) \| \mathbf{Q}(y_{i_r}, y_{j_r})) - \sum_{r=2}^p D_{\text{KL}}(\mathbf{P}(y_{j_r}) \| \mathbf{Q}(y_{j_r})) \tag{7}
\end{aligned}$$

Notice that

$$D_{\text{KL}}(\mathbf{P}(y_{i_1}) \| \mathbf{Q}(y_{i_1})) \geq 0 \tag{8}$$

and

$$\sum_{r=2}^p D_{\text{KL}}(\mathbf{P}(y_{i_r}, y_{j_r}) \| \mathbf{Q}(y_{i_r}, y_{j_r})) - \sum_{r=2}^p D_{\text{KL}}(\mathbf{P}(y_{j_r}) \| \mathbf{Q}(y_{j_r})) \geq 0, \tag{9}$$

because of the monotonicity property of the KL divergence. Thus to minimize (7) we need the equality to hold in (8) and (9). Under the selection of $\mathbf{Q}(\cdot)$ as $\mathbf{p}^{\mathcal{T}}(\mathbf{y}) \triangleq \arg \min_{\bar{\mathbf{Q}}(\cdot) \in \mathcal{P}_{\mathcal{T}}} D_{\text{KL}}(\mathbf{P}(\mathbf{y}) \| \bar{\mathbf{Q}}(\mathbf{y}))$, we get the matching on the distribution of the root $\mathbf{P}(y_{i_1}) = \mathbf{Q}(y_{i_1})$ and the matching on the pairwise marginal distributions $\mathbf{P}(y_{i_r}, y_{j_r}) \equiv \mathbf{Q}(y_{i_r}, y_{j_r})$ for all $r \in \{2, 3, \dots, p\}$, or equivalently $\mathbf{P}(y_i, y_j) \equiv \mathbf{Q}(y_i, y_j)$ for all $(i, j) \in \mathcal{E}$ (see (6)). The latter makes the KL divergences equal to zero in (8) and (9), and (7) directly gives (3). \square

The true distribution of the observable layer \mathbf{Y} and the estimated distribution $\hat{\mathbf{p}}(\cdot)$ from n i.i.d noisy samples $\{\mathbf{Y}^{(1)}, \mathbf{Y}^{(2)}, \dots, \mathbf{Y}^{(n)}\} = \mathcal{D}$ do not factorize according to any tree. Although the noisy data do not come from a tree-structured distribution (in contrast with prior work [Tan et al., 2011a]), the approach by Tan et al. [2011a, Section III.] can be extended as follows. Given n i.i.d noisy samples \mathcal{D} from a hidden tree-structured model, Chow-Liu algorithm (Algorithm 1) with input \mathcal{D} returns the maximum likelihood estimate tree of the projected distribution

$$\hat{\mathbf{p}}^{\mathcal{T}}(\mathbf{y}) \triangleq \arg \min_{\bar{\mathbf{Q}}(\cdot) \in \mathcal{P}_{\mathcal{T}}} D_{\text{KL}}(\hat{\mathbf{p}}(\mathbf{y}) \| \bar{\mathbf{Q}}(\mathbf{y})). \tag{10}$$

Corollary 1. *The maximum likelihood estimate tree of $\hat{\mathbf{p}}^{\mathcal{T}}(\mathbf{y})$ is equivalent with the output $\mathsf{T}_{\dagger}^{\text{CL}}$ of Chow-Liu algorithm, that is,*

$$\hat{\mathsf{T}}_{\text{PMLE}} \triangleq \arg \max_{\mathsf{T} \in \mathcal{T}} \log \prod_{s=1}^n \hat{\mathbf{p}}^{\mathcal{T}}(\mathbf{Y}^{(s)}) = \arg \max_{\mathsf{T} \in \mathcal{T}} \sum_{(i,j) \in \mathcal{E}_{\mathsf{T}}} \hat{I}(Y_i; Y_j) \equiv \mathsf{T}_{\dagger}^{\text{CL}}. \quad (11)$$

Proof. Starting from the definition of $\hat{\mathsf{T}}_{\text{PMLE}}$

$$\begin{aligned} \hat{\mathsf{T}}_{\text{PMLE}} &\triangleq \arg \max_{\mathsf{T} \in \mathcal{T}} \log \prod_{s=1}^n \hat{\mathbf{p}}^{\mathcal{T}}(\mathbf{Y}^{(s)}) = \arg \max_{\mathsf{T} \in \mathcal{T}} \sum_{\mathbf{y} \in \mathcal{Y}} \frac{1}{n} \sum_{s=1}^n \mathbb{1}_{\mathbf{Y}^{(s)}=\mathbf{y}} \log \hat{\mathbf{p}}^{\mathcal{T}}(\mathbf{y}) \\ &= \arg \max_{\mathsf{T} \in \mathcal{T}} \sum_{\mathbf{y} \in \mathcal{Y}} \hat{\mathbf{p}}(\mathbf{y}) \log \hat{\mathbf{p}}^{\mathcal{T}}(\mathbf{y}) \\ &= \arg \max_{\mathsf{T} \in \mathcal{T}} \mathbb{E}_{\hat{\mathbf{p}}(\mathbf{y})} [\log \hat{\mathbf{p}}^{\mathcal{T}}(\mathbf{Y})]. \end{aligned} \quad (12)$$

We apply Lemma 1 by replacing $P(\mathbf{y})$ with $\hat{\mathbf{p}}(\mathbf{y})$ and $Q(\mathbf{y})$ with $\hat{\mathbf{p}}^{\mathcal{T}}(\mathbf{y})$. Then (12) through (4) gives

$$\hat{\mathsf{T}}_{\text{PMLE}} = \arg \max_{\mathsf{T} \in \mathcal{T}} \mathbb{E}_{\hat{\mathbf{p}}(\mathbf{y})} [\log \hat{\mathbf{p}}^{\mathcal{T}}(\mathbf{Y})] = \arg \min_{\mathsf{T} \in \mathcal{T}} D_{\text{KL}}(\hat{\mathbf{p}}(\mathbf{y}) || \hat{\mathbf{p}}^{\mathcal{T}}(\mathbf{y})), \quad (13)$$

and (3) is written as

$$D_{\text{KL}}(\hat{\mathbf{p}}(\mathbf{y}) || \hat{\mathbf{p}}^{\mathcal{T}}(\mathbf{y})) = -H(\hat{\mathbf{p}}(\mathbf{y})) + \sum_{i \in \mathcal{V}} H(\hat{\mathbf{p}}(y_i)) - \sum_{(i,j) \in \mathcal{E}} \hat{I}(Y_i; Y_j). \quad (14)$$

Finally, (13) and (14) give $\hat{\mathsf{T}}_{\text{PMLE}} = \arg \max_{\mathsf{T} \in \mathcal{T}} \sum_{(i,j) \in \mathcal{E}_{\mathsf{T}}} \hat{I}(Y_i; Y_j)$, and the latter is equivalent with the output $\mathsf{T}_{\dagger}^{\text{CL}}$ of Chow-Liu algorithm. \square

Although Corollary 1 indicates optimality of the algorithm in some cases, it is well-known that under the presence of noise an MLE approach may be non-robust. To mitigate the effect of noise extra steps should be considered such as pre-processing, statistical learning of the noise by using pilot samples, or detecting and rejecting bad samples; see also Zoubir et al. [2012, page 62]. When the CL algorithm is not consistent, we later discuss how appropriate processing procedures can provide a consistent variation of the algorithm for specific hidden models (Section 5).

2.4 Analysis of the Error Event

We continue by analyzing the event of incorrect reconstruction $\mathsf{T}_{\dagger}^{\text{CL}} \neq \mathsf{T}$ (or $\mathsf{T}^{\text{CL}} \neq \mathsf{T}$), which yields a sufficient condition for exact structure recovery.

Proposition 1. *The estimated tree $\mathsf{T}_{\dagger}^{\text{CL}} \neq \mathsf{T}$ if and only if there exist two edges $e \equiv (w, \bar{w}) \in \mathsf{T}$ and $g \equiv (u, \bar{u}) \in \mathsf{T}_{\dagger}^{\text{CL}}$ such that $e \notin \mathsf{T}_{\dagger}^{\text{CL}}$, $g \notin \mathsf{T}$ and $e \in \text{path}_{\mathsf{T}}(u, \bar{u})$. Then also $g \in \text{path}_{\mathsf{T}_{\dagger}^{\text{CL}}}(w, \bar{w})$.*

Intuitively, exact recovery fails when there is at least one edge in the original tree T which does not appears in the estimated tree $\mathsf{T}_{\dagger}^{\text{CL}}$. We refer the reader to the proof of Proposition 1 by Bresler and Karzand [2020, Appendix F, “Two trees lemma”, Lemma 9]. For sake of space, we define the set \mathcal{EV}^2 .

Definition 1 (Feasibility set \mathcal{EV}^2). *Let $e \equiv (w, \bar{w}) \in \mathcal{E}_{\mathsf{T}}$ be an edge and $u, \bar{u} \in \mathcal{V}_{\mathsf{T}}$ be a pair of nodes such that $e \in \text{path}_{\mathsf{T}}(u, \bar{u})$ and $|\text{path}_{\mathsf{T}}(u, \bar{u})| \geq 2$. The set of all such tuples (e, u, \bar{u}) , is defined as*

$$\mathcal{EV}^2 \triangleq \{e, u, \bar{u} \in \mathcal{E}_{\mathsf{T}} \times \mathcal{V}_{\mathsf{T}} \times \mathcal{V}_{\mathsf{T}} : e \in \text{path}_{\mathsf{T}}(u, \bar{u}) \text{ and } |\text{path}_{\mathsf{T}}(u, \bar{u})| \geq 2\}. \quad (15)$$

For the rest of the paper the pair of nodes w, \bar{w} denotes the edge $e \equiv (w, \bar{w}) \in \mathcal{E}_T$. The error characterization of CL algorithm is expressed as follows: if $T_{\dagger}^{\text{CL}} \neq T$ then there exists $((w, \bar{w}), (u, \bar{u})) \in \mathcal{E}\mathcal{V}^2$ such that²

$$\hat{I}(Y_w; Y_{\bar{w}}) \leq \hat{I}(Y_u; Y_{\bar{u}}).$$

By negating the above statement, we get that if $\hat{I}(Y_w; Y_{\bar{w}}) > \hat{I}(Y_u; Y_{\bar{u}})$ for all $((w, \bar{w}), (u, \bar{u})) \in \mathcal{E}\mathcal{V}^2$ then $T_{\dagger}^{\text{CL}} = T$. The latter yields a sufficient condition for accurate structure estimation.

Sufficient condition for exact structure recovery: For exact structure recovery we need $\hat{I}(Y_w; Y_{\bar{w}}) > \hat{I}(Y_u; Y_{\bar{u}})$ for all $((w, \bar{w}), (u, \bar{u})) \in \mathcal{E}\mathcal{V}^2$, or equivalently

$$I(Y_w; Y_{\bar{w}}) - I(Y_u; Y_{\bar{u}}) > \hat{I}(Y_u; Y_{\bar{u}}) - I(Y_u; Y_{\bar{u}}) - \hat{I}(Y_w; Y_{\bar{w}}) + I(Y_w; Y_{\bar{w}}). \quad (16)$$

Inequality (16) allows us to derive a sufficient condition based on error estimates of the mutual information as follows.

Proposition 2. *If*

$$\left| \hat{I}(Y_{\ell}; Y_{\bar{\ell}}) - I(Y_{\ell}; Y_{\bar{\ell}}) \right| < \frac{1}{2} \min_{(e, (u, \bar{u})) \in \mathcal{E}\mathcal{V}^2} \{I(Y_w; Y_{\bar{w}}) - I(Y_u; Y_{\bar{u}})\}, \quad (17)$$

for all $\ell, \bar{\ell} \in \mathcal{V}$ then $T_{\dagger}^{\text{CL}} = T$.

In fact (17) implies (16) and (16) implies $T_{\dagger}^{\text{CL}} = T$. Inequality (17) shows that if the error of mutual information estimates is less than a threshold statistic then exact structured recovery is guaranteed.

2.5 Information Threshold and Properties

We now define our quantity of interest for tree structured distributions, which we call the *information threshold*. As well will see shortly, our sample complexity bounds for exact structure recovery via the CL algorithm depend on the distribution only through the information threshold, \mathbf{I}_{\dagger}^o . We first define \mathbf{I}_{\dagger}^o and then show how it affects the difficulty of the structure estimation problem.

Definition 2 (Information Threshold (IT)). *Let $e \equiv (w, \bar{w}) \in \mathcal{E}_T$ be an edge and $u, \bar{u} \in \mathcal{V}_T$ be a pair of nodes such that $e \in \text{path}_T(u, \bar{u})$. The information threshold associated with the model $p_{\dagger}(\cdot)$ (see Section 2.1) is defined as*

$$\mathbf{I}_{\dagger}^o \triangleq \frac{1}{2} \min_{(e, (u, \bar{u})) \in \mathcal{E}\mathcal{V}^2} (I(Y_w; Y_{\bar{w}}) - I(Y_u; Y_{\bar{u}})). \quad (18)$$

The minimization in (17) and (18) is with respect to the feasible set $\mathcal{E}\mathcal{V}^2$ of the *hidden* tree structure T of \mathbf{X} . Note that the distribution of \mathbf{Y} does not factorize according to any tree [Yeung et al., 2018], thus it is possible to have $\mathbf{I}_{\dagger}^o < 0$.

When the data are noiseless, the gap between mutual informations that defines the information threshold will change. If the errors of the mutual information estimates of the noiseless variables satisfy the condition

$$\left| \hat{I}(X_{\ell}; X_{\bar{\ell}}) - I(X_{\ell}; X_{\bar{\ell}}) \right| < \frac{1}{2} \min_{(e, (u, \bar{u})) \in \mathcal{E}\mathcal{V}^2} (I(X_w; X_{\bar{w}}) - I(X_u; X_{\bar{u}})), \quad (19)$$

for all $\ell, \bar{\ell} \in \mathcal{V}$ then $T^{\text{CL}} = T$, and (19) is derived similarly to (17). The definition of the *noiseless information threshold* naturally results from the previous condition.

²The event $\{\hat{I}(Y_w; Y_{\bar{w}}) = \hat{I}(Y_u; Y_{\bar{u}})\}$ has non zero probability for certain cases, in this situation the MST arbitrarily chooses one of the edges $(w, \bar{w}), (u, \bar{u})$. The choice of (u, \bar{u}) yields the error event $T_{\dagger}^{\text{CL}} \neq T$.

Definition 3 (Noiseless IT). *The noiseless information threshold is defined as*

$$\mathbf{I}^o \triangleq \frac{1}{2} \min_{(e,u,\bar{u}) \in \mathcal{E}\mathcal{V}^2} (I(X_w; X_{\bar{w}}) - I(X_u; X_{\bar{u}})). \quad (20)$$

Similarly to the noisy case, if

$$\left| \hat{I}(X_\ell; X_{\bar{\ell}}) - I(X_\ell; X_{\bar{\ell}}) \right| < \mathbf{I}^o \quad \forall \ell, \ell' \in \mathcal{V}, \quad (21)$$

then $\mathsf{T} = \mathsf{T}^{\text{CL}}$. The data processing inequality [Cover and Thomas, 2012] shows that $\mathbf{I}^o \geq 0$. Also, Assumption 2 guarantees that $\mathbf{I}^o > 0$.

Proposition 3 (Positivity). *If Assumption 2 holds then $\mathbf{I}^o > 0$.*

Since the values $I(X_i, X_j)$ for $(i, j) \in \mathcal{E}$ are constant relative to p [Tan et al., 2011b], \mathbf{I}^o does not depend on p . The latter holds because of the locality property of \mathbf{I}^o .

Proposition 4 (Locality). *Assume that Assumption 2 holds. Let $(e^*, u^*, \bar{u}^*) \in \mathcal{E}\mathcal{V}^2$ be a tuple such that*

$$(e^*, u^*, \bar{u}^*) = \arg \min_{((w,\bar{w}),u,\bar{u}) \in \mathcal{E}\mathcal{V}^2} I(X_w; X_{\bar{w}}) - I(X_u; X_{\bar{u}}), \quad (22)$$

then $u^* \equiv w^*$ or $u^* \equiv \bar{w}^*$ and $\bar{u} \in \mathcal{N}_{\mathsf{T}}(w)$ or $\bar{u} \in \mathcal{N}_{\mathsf{T}}(\bar{w})$.

We prove Propositions 3 and 4 in Section A of the Appendix.

3 Recovering the Structure from Noisy Data

We start by developing a finite sample complexity bound for exact structure learning with high probability, when noisy data are available. The structure learning condition in (21), combined with results on concentration of mutual information estimators [Antos and Kontoyiannis, 2001], yields the following result.

Theorem 1 (General Alphabets). *Assume that $\mathbf{X} \sim p(\cdot) \in \mathcal{P}_{\mathcal{T}}$. Assume that noisy data $\mathbf{Y} \sim p_{\dagger}(\cdot)$ are generated by a randomized set of mappings $\mathcal{F} = \{F_i(X_i) = Y_i : i \in [p]\}$, and $p_{\dagger}(\cdot)$ satisfies Assumption 1 for some $c \geq 2, c_1 > c_2 > 0$. Fix a number $\delta \in (0, 1)$. If the number of samples of \mathbf{Y} satisfies the inequalities*

$$\frac{n}{\log^2 n} \geq \frac{\max\{288 \log(\frac{p}{\delta}), 4C^2\}}{(\mathbf{I}_{\dagger}^o)^2} \quad (23)$$

for a constant $C > 0$, then Algorithm 1 with input $\mathcal{D} = \mathbf{Y}^{1:n}$ returns $\mathsf{T}_{\dagger}^{\text{CL}} = \mathsf{T}$ with probability at least $1 - \delta$.

Remarks: First, the constant C depends on the values of constants c, c_1, c_2 which are defined in Assumption 1. Specifically, $C = 3c_2 [c_2^{(1-c)/c} + c^{-1} \int_{c_1}^{\infty} u^{1/c-2} \log(eu/c_1) + 1/c_1]$. The derivation of C has been given by Antos and Kontoyiannis [Antos and Kontoyiannis, 2001, Theorem 7]. Additionally, note that $n/\log^2 n = \Omega(n^\epsilon)$ for any fixed $\epsilon \in (0, 1)$. Therefore, the required number of samples n with respect to p and δ and for fixed \mathbf{I}_{\dagger}^o scale as $\mathcal{O}(\log^{1+\zeta}(p/\delta))$, for any choice of $\zeta > 0$, whereas, for fixed p and δ , the complexity is of the order of \mathbf{I}_{\dagger}^o is $\mathcal{O}((\mathbf{I}_{\dagger}^o)^{-2(1+\zeta)})$, for any $\zeta > 0$. The proof of Theorem 1 now follows.

Proof of Theorem 1. To calculate the probability of the exact structure recovery we use a concentration inequality quantifying the rate of convergence of entropy estimators from Antos and Kontoyiannis [Antos and Kontoyiannis, 2001]. In particular, they show ([Antos and Kontoyiannis, 2001, Corollary 1]) how the *plug-in* entropy estimator \hat{H}_n (say) is distributed around its mean $\mathbb{E}[\hat{H}_n]$: For every $n \in \mathbb{N}$ and $\epsilon > 0$,

$$\mathbb{P} \left[\left| \hat{H}_n - \mathbb{E}[\hat{H}_n] \right| > \epsilon \right] \leq 2e^{-n\epsilon^2/2\log^2 n}. \quad (24)$$

The plug-in entropy estimator is biased and, actually, $H \geq \mathbb{E}[\hat{H}_n]$. Under their Assumption 1, in Theorem 7 [Antos and Kontoyiannis, 2001] they characterize the bias as follows. For $c \in [2, \infty)$ (which is the case of interest in this proof),

$$H - \mathbb{E}[\hat{H}_n] = \mathcal{O}(n^{-1/2} \log n), \quad (25)$$

and for $c \in (1, 2)$,

$$H - \mathbb{E}[\hat{H}_n] = \Theta(n^{\frac{1-c}{c}}). \quad (26)$$

Then, for $\epsilon > Cn^{-1/2} \log n$, it is true that

$$\begin{aligned} & \mathbb{P} \left[\left| \hat{H}_n - H \right| > \epsilon \right] \\ &= \mathbb{P} \left[\left| \hat{H}_n - \mathbb{E}[\hat{H}_n] + \mathbb{E}[\hat{H}_n] - H \right| > \epsilon \right] \\ &\leq \mathbb{P} \left[\left| \hat{H}_n - \mathbb{E}[\hat{H}_n] \right| + \left| \mathbb{E}[\hat{H}_n] - H \right| > \epsilon \right] \\ &= \mathbb{P} \left[\left| \hat{H}_n - \mathbb{E}[\hat{H}_n] \right| > \epsilon - \left| \mathbb{E}[\hat{H}_n] - H \right| \right] \\ &\leq \mathbb{P} \left[\left| \hat{H}_n - \mathbb{E}[\hat{H}_n] \right| > \epsilon - C \frac{\log n}{\sqrt{n}} \right] \\ &\leq 2e^{-n \left(\epsilon - C \frac{\log n}{\sqrt{n}} \right)^2 / 2 \log^2 n}, \end{aligned} \quad (27)$$

and the last inequality comes from (24) and (25). Notice that for non-trivial bounds we need the condition $\epsilon > Cn^{-1/2} \log n$. Further, ϵ is free parameter and we choose $\epsilon = \mathbf{I}_\dagger^\circ/3$, driven by property (19). This requires that n has to be sufficiently large, such that the following inequality holds

$$\mathbf{I}_\dagger^\circ > 3Cn^{-1/2} \log n. \quad (28)$$

Our goal is to find an upper on the probability of the event $\left\{ \left| \hat{I}(Y_\ell; Y_{\bar{\ell}}) - I(Y_\ell; Y_{\bar{\ell}}) \right| > \mathbf{I}_\dagger^\circ \right\}$. By combining the above and applying the property $I(X; Y) = H(X) + H(Y) - H(X, Y)$ we have

$$\begin{aligned} & \mathbb{P} \left[\left| \hat{I}(Y_\ell; Y_{\bar{\ell}}) - I(Y_\ell; Y_{\bar{\ell}}) \right| > \mathbf{I}_\dagger^\circ \right] \\ &= \mathbb{P} \left[\left| \hat{H}(Y_\ell) + \hat{H}(Y_{\bar{\ell}}) - \hat{H}(Y_\ell, Y_{\bar{\ell}}) - H(Y_\ell) - H(Y_{\bar{\ell}}) + H(Y_\ell, Y_{\bar{\ell}}) \right| > \mathbf{I}_\dagger^\circ \right] \\ &\leq \mathbb{P} \left[\left| \hat{H}(Y_\ell) - H(Y_\ell) \right| + \left| \hat{H}(Y_{\bar{\ell}}) - H(Y_{\bar{\ell}}) \right| + \left| H(Y_\ell, Y_{\bar{\ell}}) - \hat{H}(Y_\ell, Y_{\bar{\ell}}) \right| > \mathbf{I}_\dagger^\circ \right] \\ &\leq \mathbb{P} \left[\left\{ \left| \hat{H}(Y_\ell) - H(Y_\ell) \right| > \frac{\mathbf{I}_\dagger^\circ}{3} \right\} \cup \left\{ \left| \hat{H}(Y_{\bar{\ell}}) - H(Y_{\bar{\ell}}) \right| > \frac{\mathbf{I}_\dagger^\circ}{3} \right\} \cup \left\{ \left| H(Y_\ell, Y_{\bar{\ell}}) - \hat{H}(Y_\ell, Y_{\bar{\ell}}) \right| > \frac{\mathbf{I}_\dagger^\circ}{3} \right\} \right] \\ &\leq 6e^{-n \left(\frac{\mathbf{I}_\dagger^\circ}{3} - C \frac{\log n}{\sqrt{n}} \right)^2 / 2 \log^2 n}, \end{aligned} \quad (29)$$

where the last inequality is a consequence of (27). To guarantee that the condition in (19) holds, we apply the union bound on the events $\left\{ \left| \hat{I}(Y_\ell; Y_{\bar{\ell}}) - I(Y_\ell; Y_{\bar{\ell}}) \right| > \mathbf{I}_\dagger^\circ \right\}$, for all $\ell, \bar{\ell} \in \mathcal{V}$. Since there are $\binom{p}{2}$ pairs we define

$$\delta \triangleq \binom{p}{2} 6e^{-n \left(\frac{\mathbf{I}_\dagger^\circ}{3} - C \frac{\log n}{\sqrt{n}} \right)^2 / 2 \log^2 n}. \quad (30)$$

To conclude, for some fixed $\delta \in (0, 1)$ if

$$\frac{n}{\log^2 n} \geq \frac{2 \log \left(\frac{6 \binom{p}{2}}{\delta} \right)}{\left(\frac{\mathbf{I}_\dagger^\circ}{3} - C \frac{\log n}{\sqrt{n}} \right)^2} \quad \text{and} \quad \mathbf{I}_\dagger^\circ > 3C \frac{\log n}{\sqrt{n}}, \quad (31)$$

then the probability of exact recovery is at least $1 - \delta$. The latter combined with the inequalities $8 \log(p/\delta) > 2 \log(6 \binom{p}{2}/\delta)$, $p \geq 3$ gives

$$\frac{n}{\log^2 n} \geq \frac{72 \log\left(\frac{p}{\delta}\right)}{\left(\mathbf{I}_\dagger^\circ - C \frac{\log n}{\sqrt{n}}\right)^2} \quad \text{and} \quad \mathbf{I}_\dagger^\circ > C \frac{\log n}{\sqrt{n}}, \quad (32)$$

thus it sufficient to have

$$\frac{n}{\log^2 n} \geq \frac{72 \log\left(\frac{p}{\delta}\right)}{\left(\mathbf{I}_\dagger^\circ - C \frac{\log n}{\sqrt{n}}\right)^2} \quad \text{and} \quad \frac{\mathbf{I}_\dagger^\circ}{2} \geq C \frac{\log n}{\sqrt{n}}, \implies \quad (33)$$

$$\frac{n}{\log^2 n} \geq \frac{288 \log\left(\frac{p}{\delta}\right)}{\left(\mathbf{I}_\dagger^\circ\right)^2} \quad \text{and} \quad \frac{n}{\log^2 n} \geq \left(\frac{2C}{\mathbf{I}_\dagger^\circ}\right)^2. \quad (34)$$

The last statement gives the statement of the Theorem. \square

Theorem 1 characterizes the sample complexity for models with *either* countable *or* finite alphabets. By restricting our setting to finite alphabets Assumption 1 is not required and we have the following result. The proof is virtually identical to that of Theorem 1, and is omitted.

Theorem 2 (Finite Alphabets). *Assume that the random variable \mathbf{Y} (as defined in Theorem 1) has finite support. Fix a number $\delta \in (0, 1)$. There exists a constant $C > 0$, independent of δ such that, if the number of samples of \mathbf{Y} satisfies the inequalities*

$$\frac{n}{\log^2 n} \geq \frac{288 \log\left(\frac{p}{\delta}\right)}{\left(\mathbf{I}_\dagger^\circ\right)^2} \quad \text{and} \quad n \geq \left(\frac{2C}{\mathbf{I}_\dagger^\circ}\right)^2, \quad (35)$$

then Algorithm 1 with input $\mathcal{D} = \mathbf{Y}^{1:n}$ returns $\mathbf{T}_\dagger^{CL} = \mathbf{T}$ with probability at least $1 - \delta$.

Lastly, the corresponding variation of Theorem 1 when Assumption 1 holds for $c \in (1, 2)$ (in the general case of countable alphabets) follows.

Theorem 3 (Countable Alphabets, $c < 2$). *Assume that $\mathbf{X} \sim p(\cdot) \in \mathcal{P}_T$. Assume that noisy data $\mathbf{Y} \sim p_\dagger(\cdot)$ are generated by a randomized set of mappings $\mathcal{F} = \{F_i(X_i) = Y_i : i \in [p]\}$, and $p_\dagger(\cdot)$ satisfies the Assumption 1 for some $c \in (1, 2)$, $c_1 > c_2 > 0$. Fix $\delta \in (0, 1)$. There exists a constant $C > 0$ independent of δ such that, if $\mathbf{I}_\dagger^\circ > 0$ and the number of samples n of \mathbf{Y} satisfies the inequalities*

$$\frac{n}{\log^2 n} \geq \frac{288 \log\left(\frac{p}{\delta}\right)}{\left(\mathbf{I}_\dagger^\circ\right)^2} \quad \text{and} \quad n \geq \left(\frac{2C}{\mathbf{I}_\dagger^\circ}\right)^{\frac{c}{c-1}} \quad (36)$$

then Algorithm 1 with input the noisy data $\mathcal{D} = \mathbf{Y}^{1:n}$ returns $\mathbf{T}_\dagger^{CL} = \mathbf{T}$ with probability at least $1 - \delta$.

As a byproduct of our analysis we also derive the sample complexity bound for the noiseless case as well. Now the bound involves the (noiseless) information threshold \mathbf{I}° .

Theorem 4. *Assume that $\mathbf{X} \sim p(\cdot) \in \mathcal{P}_T$ and $p(\cdot)$ satisfies the Assumption 1 for some $c \geq 2$, $c_1 > c_2 > 0$. Fix a number $\delta \in (0, 1)$. There exists a constant $C > 0$, independent of δ such that, if the number of samples of \mathbf{X} satisfies the inequality*

$$\frac{n}{\log^2 n} \geq \frac{\max\{288 \log\left(\frac{p}{\delta}\right), 4C^2\}}{\left(\mathbf{I}^\circ\right)^2} \quad (37)$$

then Algorithm 1 with input $\mathcal{D} = \mathbf{X}^{1:n}$ returns $\mathbf{T}^{CL} = \mathbf{T}$ with probability at least $1 - \delta$. The relationship between C and c, c_1, c_2 is given similarly to that of Theorem 1.

This result allows us to compare the sample complexity of the noiseless and noisy setting. Let n and n_{\dagger} denote the sufficient number of samples of \mathbf{X} and \mathbf{Y} respectively and consider p, δ fixed, then the ratio n/n_{\dagger} is $\mathcal{O}((\mathbf{I}^o/\mathbf{I}_{\dagger}^o)^{-2(1+\zeta)})$ for all $\zeta > 0$. The latter shows how n_{\dagger} changes relative to n under the same probability of success for both settings (noiseless and noisy). The proof of Theorem 4 is similar to the proof of Theorem 1.

Proof of Theorem 4. The difference is introduced by the event in (21). That is, the error on the mutual information estimates should be less than the noiseless information threshold \mathbf{I}^o . Note that for the entropy estimates of \mathbf{X} , equations (24) up to (27) hold with possibly different constants c', C' than those of the observable layer (see Assumption 1). Here we consider the case where $c' \geq 2$ (the case $c' \in (1, 2)$ is similar, see also the proof of Theorem 1), and the corresponding bound on the estimation error ϵ has to be at most $\mathbf{I}^o/3$. Thus, (28) becomes

$$\mathbf{I}^o > 3C'n^{-1/2} \log n, \quad (38)$$

and (29) now is written as

$$\mathbb{P} \left[\left| \hat{I}(X_{\ell}; X_{\bar{\ell}}) - I(X_{\ell}; X_{\bar{\ell}}) \right| > \mathbf{I}^o \right] \leq 6e^{-n \left(\frac{\mathbf{I}^o}{3} - C' \frac{\log n}{\sqrt{n}} \right)^2 / 2 \log^2 n}. \quad (39)$$

Finally, by applying union bound over the pairs $\ell, \bar{\ell} \in \mathcal{V}$ we derive the statement of Theorem 1, by following the equivalent steps of (30) and (31). The latter completes the proof. \square

4 Converse: Information Threshold as a Fundamental Quantity

In this section we provide the statement of the converse of our main result Theorem 1. We define the class of hidden tree-structured models with bounded (from below) information threshold of the hidden layer by an absolute positive constant and bounded absolute information threshold for the observable layer by a fixed $\Delta > 0$ as³

$$\mathcal{C}_{\Delta}^{\mathcal{T}} \triangleq \{M : |\mathbf{I}_{\dagger, M}^o| \geq \Delta > 0\}. \quad (40)$$

The next result provides a lower bound for the necessary number of samples for tree-structure learning from noisy observations.

Theorem 5. *There exist absolute constants $C, \epsilon_0 > 0$ such that for any $\mathbf{I}_{\min} \in (0, \epsilon_0)$ and for any estimator $\Phi : \mathbf{Y}^{1:n} \rightarrow \mathcal{T}$, if $n < C/\mathbf{I}_{\min}^2$, then the worst-case probability of incorrect structure recovery over all hidden tree-structured models in $\mathcal{C}_{\mathbf{I}_{\min}}^{\mathcal{T}}$ is at least $1/2$. In other words, it is true that if $n < C/\mathbf{I}_{\min}^2$, then*

$$\inf_{\Phi: \mathbf{Y}^{1:n} \rightarrow \mathcal{T}} \sup_{M \in \mathcal{C}_{\mathbf{I}_{\min}}^{\mathcal{T}}} \mathbb{P}(\Phi(\mathbf{Y}_{\mathbf{T}_M}^{1:n}) \neq \mathbf{T}_M) \geq \frac{1}{2}. \quad (41)$$

Additionally, the supremum is attained.

Proof of Theorem 5. We define the set of hidden tree-structured models M_0, M_1 and M_2 (see Figure 2) as follows: The hidden layer of M_0 is $X_1 - X_2 - X_3$, and $\mathcal{E}_{M_0} = \{(1, 2), (2, 3)\}$, the hidden layer of M_1 is $X_2 - X_1 - X_3$ and $\mathcal{E}_{M_1} = \{(1, 2), (1, 3)\}$, the hidden layer of M_2 is $X_2 - X_3 - X_1$ and $\mathcal{E}_{M_2} = \{(2, 3), (1, 3)\}$. Further for all models, $X_i \in \{-1, +1\}$ for $i = 1, 2, 3$ and $\mathbb{E}[X_i X_j] \triangleq c \in (0, 1)$ for any $(i, j) \in \mathcal{E}_{M_k}$ and $k \in \{0, 1, 2\}$. Note that the information threshold $\mathbf{I}_{M_0}^o$ of the hidden layer is strictly positive for any $c \in (0, 1)$, since

$$\mathbf{I}_{M_0}^o = I_{M_0}(X_1; X_2) - I_{M_0}(X_1; X_3) = \frac{1}{2} \log \left(\frac{(1 - \mathbb{E}[X_1 X_2])^{1 - \mathbb{E}[X_1 X_2]} (1 + \mathbb{E}[X_1 X_2])^{1 + \mathbb{E}[X_1 X_2]}}{(1 - \mathbb{E}[X_1 X_3])^{1 - \mathbb{E}[X_1 X_3]} (1 + \mathbb{E}[X_1 X_3])^{1 + \mathbb{E}[X_1 X_3]}} \right) \quad (42)$$

³The information threshold $\mathbf{I}_{\dagger, M}^o$ of the observable layer can be either positive or negative for each model M in the class $\mathcal{C}^{\mathcal{T}}$.

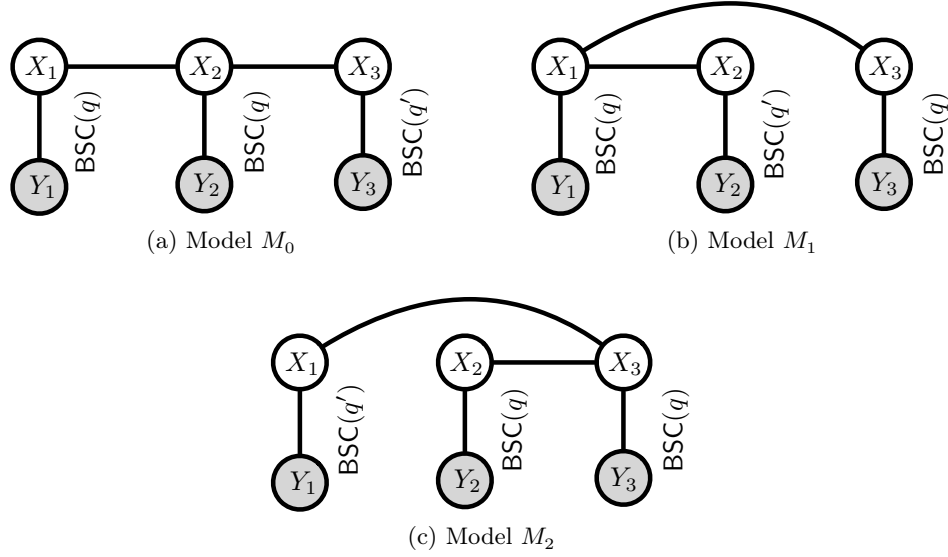


Figure 2: Hidden tree-structured models M_0 , M_1 , M_2

and by contraction $\mathbf{I}_{M_1}^o = I_{M_1}(X_1; X_2) - I_{M_1}(X_2; X_3) \equiv \mathbf{I}_{M_0}^o$, $\mathbf{I}_{M_2}^o = I_{M_2}(X_2; X_3) - I_{M_2}(X_1; X_2) \equiv \mathbf{I}_{M_0}^o$. The observable data are generated by binary symmetric channels with cross-over probabilities $1 - q$, $1 - q'$ and $q = 0.75 + \epsilon$ and $q' = 0.75 - \epsilon$. The binary noise variables $N_i \in \{-1, +1\}$ are multiplicative, independent from each other and independent from the hidden variables and generate the corresponding observable as $Y_i = N_i \times X_i$ (see Figure 2). Specifically, for the model M_0 we have $\mathbb{P}(N_1 = +1) = \mathbb{P}(N_2 = +1) = q$ and $\mathbb{P}(N_3 = +1) = q'$, for the model M_1 $\mathbb{P}(N'_1 = +1) = \mathbb{P}(N'_3 = +1) = q$ and $\mathbb{P}(N'_2 = +1) = q'$, and for the model M_2 $\mathbb{P}(N_2 = +1) = \mathbb{P}(N_3 = +1) = q$ and $\mathbb{P}(N_1 = +1) = q'$.⁴

The distribution of any pair $Y_i, Y_j \in \{-1, +1\}$ is

$$p(y_i, y_j) = \frac{1 + \mathbb{E}[Y_i Y_j] y_i y_j}{4}, \quad y_i, y_j \in \{-1, +1\}. \quad (43)$$

We find the second order moments $\mathbb{E}[Y_i Y_j]$ of the model M_0 as follows:

$$\mathbb{E}[N_1] = \mathbb{E}[N_2] = +1 \times \left(\frac{3}{4} + \epsilon\right) - 1 \times \left(\frac{1}{4} - \epsilon\right) = \frac{1}{2} + 2\epsilon, \quad (44)$$

$$\mathbb{E}[N_3] = +1 \times \left(\frac{3}{4} - \epsilon\right) - 1 \times \left(\frac{1}{4} + \epsilon\right) = \frac{1}{2} - 2\epsilon. \quad (45)$$

$$\mathbb{E}[Y_1 Y_2] = \mathbb{E}[N_1 X_1 N_2 X_2] = \mathbb{E}[N_1] \mathbb{E}[N_2] \mathbb{E}[X_1 X_2] = c \left(\frac{1}{2} + 2\epsilon\right)^2, \quad (46)$$

$$\mathbb{E}[Y_2 Y_3] = \mathbb{E}[N_2 X_2 N_3 X_3] = c \left(\frac{1}{4} - 4\epsilon^2\right), \quad (47)$$

$$\mathbb{E}[Y_1 Y_3] = \mathbb{E}[N_1 X_1 N_3 X_3] = c^2 \left(\frac{1}{4} - 4\epsilon^2\right). \quad (48)$$

⁴The construction of the hidden models M_0, M_1, M_2 is similar to Bhattacharyya et al. [2020, Lemma 7.1]. The crucial difference is that our construction involves hidden layers with $\mathbf{I}^o > 0$, while in their Lemma 7.1 the information threshold of the hidden is zero and the construction is inappropriate for the structure learning problem.

We combine the above and we choose $c = 1 - \epsilon$ to evaluate the information threshold $\mathbf{I}_{\dagger, M_0}^o$

$$\begin{aligned}
\mathbf{I}_{\dagger, M_0}^o &= I(Y_1; Y_2) - I(Y_1; Y_3) = H(Y_1; Y_3) - H(Y_1; Y_2) \\
&= - \left(\frac{1 + c^2 \left(\frac{1}{4} - 4\epsilon^2 \right)}{2} \right) \log \left(\frac{1 + c^2 \left(\frac{1}{4} - 4\epsilon^2 \right)}{4} \right) - \left(\frac{1 - c^2 \left(\frac{1}{4} - 4\epsilon^2 \right)}{2} \right) \log \left(\frac{1 - c^2 \left(\frac{1}{4} - 4\epsilon^2 \right)}{4} \right) \\
&\quad + \left(\frac{1 + c \left(\frac{1}{2} + 2\epsilon \right)^2}{2} \right) \log \left(\frac{1 + c \left(\frac{1}{2} + 2\epsilon \right)^2}{4} \right) + \left(\frac{1 - c \left(\frac{1}{2} + 2\epsilon \right)^2}{2} \right) \log \left(\frac{1 - c \left(\frac{1}{2} + 2\epsilon \right)^2}{4} \right) \quad (49) \\
&= \frac{9}{8} \log \left(\frac{5}{3} \right) \epsilon + \mathcal{O}(\epsilon^2). \quad (50)
\end{aligned}$$

Similarly for the model M_1 ,

$$\mathbb{E}[N_1] = \mathbb{E}[N_3] = +1 \times \left(\frac{3}{4} + \epsilon \right) - 1 \times \left(\frac{1}{4} - \epsilon \right) = \frac{1}{2} + 2\epsilon, \quad (51)$$

$$\mathbb{E}[N_2] = +1 \times \left(\frac{3}{4} - \epsilon \right) - 1 \times \left(\frac{1}{4} + \epsilon \right) = \frac{1}{2} - 2\epsilon, \quad (52)$$

$$\mathbb{E}[Y_1 Y_2] = \mathbb{E}[N_1 X_1 N_2 X_2] = \mathbb{E}[N_1] \mathbb{E}[N_2] \mathbb{E}[X_1 X_2] = c \left(\frac{1}{4} - 4\epsilon^2 \right), \quad (53)$$

$$\mathbb{E}[Y_2 Y_3] = \mathbb{E}[N_2 X_2 N_3 X_3] = c^2 \left(\frac{1}{4} - 4\epsilon^2 \right), \quad (54)$$

$$\mathbb{E}[Y_1 Y_3] = \mathbb{E}[N_1 X_1 N_3 X_3] = c \left(\frac{1}{2} + 2\epsilon \right)^2. \quad (55)$$

The information threshold $\mathbf{I}_{\dagger, M_1}^o$ is

$$\begin{aligned}
\mathbf{I}_{\dagger, M_1}^o &= I(Y_1; Y_2) - I(Y_2; Y_3) = H(Y_2; Y_3) - H(Y_1; Y_2) \\
&= -2 \left(\frac{1 + c^2 \left(\frac{1}{4} - 4\epsilon^2 \right)}{4} \right) \log \left(\frac{1 + c^2 \left(\frac{1}{4} - 4\epsilon^2 \right)}{4} \right) - 2 \left(\frac{1 - c^2 \left(\frac{1}{4} - 4\epsilon^2 \right)}{4} \right) \log \left(\frac{1 - c^2 \left(\frac{1}{4} - 4\epsilon^2 \right)}{4} \right) \\
&\quad + 2 \left(\frac{1 + c \left(\frac{1}{4} - 4\epsilon^2 \right)}{4} \right) \log \left(\frac{1 + c \left(\frac{1}{4} - 4\epsilon^2 \right)}{4} \right) + 2 \left(\frac{1 - c \left(\frac{1}{4} - 4\epsilon^2 \right)}{4} \right) \log \left(\frac{1 - c \left(\frac{1}{4} - 4\epsilon^2 \right)}{4} \right) \\
&= \frac{\log \frac{5}{3}}{8} \epsilon + \mathcal{O}(\epsilon^2). \quad (56)
\end{aligned}$$

As a consequence, (50) and (56) give $\mathbf{I}_{\dagger, M_0}^o = \Theta(\epsilon)$ and $\mathbf{I}_{\dagger, M_1}^o = \Theta(\epsilon)$. In contrast, (42) gives $\mathbf{I}^o = (\epsilon - 1)^2/2 + \mathcal{O}((\epsilon - 1)^4)$. Further, the joint distributions of the models M_0, M_1 are given by

$$\begin{aligned}
p_{M_0}(y_1, y_2, y_3) &= \frac{1}{8} [1 + \mathbb{E}[Y_1 Y_2] y_1 y_2 + \mathbb{E}[Y_2 Y_3] y_2 y_3 + \mathbb{E}[Y_1 Y_3] y_1 y_3] \\
&= \frac{1}{8} \left[1 + c \left(\frac{1}{2} + 2\epsilon \right)^2 y_1 y_2 + c \left(\frac{1}{4} - 4\epsilon^2 \right) y_2 y_3 + c^2 \left(\frac{1}{4} - 4\epsilon^2 \right) y_1 y_3 \right], \quad y_1, y_2, y_3 \in \{-1, +1\}, \quad (57)
\end{aligned}$$

and

$$\begin{aligned}
p_{M_1}(y_1, y_2, y_3) &= \frac{1}{8} [1 + \mathbb{E}[Y_1 Y_2] y_1 y_2 + \mathbb{E}[Y_2 Y_3] y_2 y_3 + \mathbb{E}[Y_1 Y_3] y_1 y_3] \\
&= \frac{1}{8} \left[1 + c \left(\frac{1}{4} - 4\epsilon^2 \right) y_1 y_2 + c^2 \left(\frac{1}{4} - 4\epsilon^2 \right) y_2 y_3 + c \left(\frac{1}{2} + 2\epsilon \right)^2 y_1 y_3 \right], \quad y_1, y_2, y_3 \in \{-1, +1\}. \quad (58)
\end{aligned}$$

We use (58) and (61) to evaluate the probabilities

$$\begin{aligned}
p_{M_0}(+1, +1, +1) &= p_{M_0}(-1, -1, -1) = \frac{7}{32} + \frac{1}{8}\epsilon + \mathcal{O}(\epsilon^2) \\
p_{M_0}(-1, +1, -1) &= p_{M_0}(+1, -1, +1) = \frac{3}{32} - \frac{1}{4}\epsilon + \mathcal{O}(\epsilon^2) \\
p_{M_0}(-1, +1, +1) &= p_{M_0}(+1, -1, -1) = \frac{3}{32} - \frac{3}{16}\epsilon + \mathcal{O}(\epsilon^2) \\
p_{M_0}(-1, -1, +1) &= p_{M_0}(+1, +1, -1) = \frac{3}{32} + \frac{5}{16}\epsilon + \mathcal{O}(\epsilon^2) \\
p_{M_1}(+1, +1, +1) &= p_{M_1}(-1, -1, -1) = \frac{7}{32} + \frac{1}{8}\epsilon + \mathcal{O}(\epsilon^2) \\
p_{M_1}(-1, +1, -1) &= p_{M_1}(+1, -1, +1) = \frac{3}{32} + \frac{5}{16}\epsilon + \mathcal{O}(\epsilon^2) \\
p_{M_1}(-1, +1, +1) &= p_{M_1}(+1, -1, -1) = \frac{3}{32} - \frac{1}{4}\epsilon + \mathcal{O}(\epsilon^2) \\
p_{M_1}(-1, -1, +1) &= p_{M_1}(+1, +1, -1) = \frac{3}{32} - \frac{3}{16}\epsilon + \mathcal{O}(\epsilon^2)
\end{aligned}$$

By the definition of the KL divergence

$$\mathbf{D}_{\text{KL}}(p_{M_1} \| p_{M_0}) = \frac{73}{24}\epsilon^2 + \frac{1129}{72}\epsilon^3 + \mathcal{O}(\epsilon^4). \quad (59)$$

Similarly for the model M_2 we have

$$\mathbf{I}_{\dagger, M_2}^o = I_{M_2}(Y_2; Y_3) - I_{M_2}(Y_1; Y_2) = \frac{9 \log(\frac{5}{3})}{8}\epsilon + \mathcal{O}(\epsilon^2) = \Theta(\epsilon), \quad (60)$$

$$\begin{aligned}
p_{M_2}(y_1, y_2, y_3) &= \\
&= \frac{1}{8} \left[1 + c \left(\frac{1}{2} + 2\epsilon \right)^2 y_3 y_2 + c^2 \left(\frac{1}{4} - 4\epsilon^2 \right) y_2 y_1 + c \left(\frac{1}{4} - 4\epsilon^2 \right) y_1 y_3 \right], \quad y_1, y_2, y_3 \in \{-1, +1\}, \quad (61)
\end{aligned}$$

and we find

$$\mathbf{D}_{\text{KL}}(p_{M_2} \| p_{M_0}) = \frac{73}{24}\epsilon^2 + \frac{1057}{72}\epsilon^3 + \mathcal{O}(\epsilon^4). \quad (62)$$

Next, we use Fano's inequality (see Tsybakov [2009, Corollary 2.6]). Fix $L = 2$ and let $\mathbb{P}_{M_0}, \mathbb{P}_{M_1}, \mathbb{P}_{M_2}$ denote the probability laws of \mathbf{Y} under models M_0, M_1 and M_2 respectively, and consider n i.i.d. observations $\mathbf{Y}^{1:n}$. If

$$n < \frac{\alpha \log L}{\frac{1}{L+1} \sum_{j=1}^L \mathbf{D}_{\text{KL}}(\mathbb{P}_{M_j} \| \mathbb{P}_{M_0})}, \quad (63)$$

with $\alpha \in (0, 1)$ then

$$\inf_{\Phi} \max_{0 \leq j \leq L} \mathbb{P}_{M_j} \left[\Phi(\mathbf{Y}^{1:n}) \neq T_{M_j} \right] \geq \frac{\log(L+1) - \log(2)}{\log(L)} - \alpha, \quad (64)$$

where the infimum is relative to all estimators (statistical tests) $\Phi : \mathcal{Y}^n \rightarrow \{0, 1, \dots, L\}$. Specifically, for $L = 2$ and

$$\tilde{\alpha} = \frac{\log(L+1) - \log(2)}{\log(L)} - \frac{1}{2} \in (0, 1), \quad (65)$$

if

$$n < \frac{\tilde{\alpha} \log 2}{\frac{2}{3} \max\{\mathbf{D}_{\text{KL}}(\mathbb{P}_{M_1} \|\mathbb{P}_{M_0}), \mathbf{D}_{\text{KL}}(\mathbb{P}_{M_2} \|\mathbb{P}_{M_0})\}}, \quad (66)$$

then

$$\inf_{\Phi} \sup_{M \in \mathcal{C}_{\Delta_\epsilon}^T} \mathbb{P}(\Phi(\mathbf{Y}^{1:n}) \neq T_M) \geq \inf_{\Phi} \max_{0 \leq j \leq L} \mathbb{P}_{M_j} \left[\Phi(\mathbf{Y}^{1:n}) \neq T_{M_j} \right] \geq \frac{1}{2}. \quad (67)$$

Finally, $\mathbf{D}_{\text{KL}}(p_{M_1} \| p_{M_0}) = \mathcal{O}(\epsilon^2)$, $\mathbf{D}_{\text{KL}}(p_{M_2} \| p_{M_0}) = \mathcal{O}(\epsilon^2)$ from (59), (62) and $\mathbf{I}_{\dagger, M_0}^\circ = \Theta(\epsilon)$, $\mathbf{I}_{\dagger, M_1}^\circ = \Theta(\epsilon)$, $\mathbf{I}_{\dagger, M_2}^\circ = \Theta(\epsilon)$ from (50), (56), (60). Thus there exists $\epsilon_0 \in (0, 1)$ and $\tilde{C} > 0$ such that for any $\epsilon \in (0, \epsilon_0)$ it is true that $\min\{\mathbf{I}_{\dagger, M_0}^\circ, \mathbf{I}_{\dagger, M_1}^\circ, \mathbf{I}_{\dagger, M_2}^\circ\} \geq \tilde{C}\epsilon \triangleq \Delta(\epsilon)$. Then the statement of the Theorem follows. \square

5 Inconsistency of CL Algorithm and the Effect of Pre-Processing

The information threshold $\mathbf{I}_{\dagger}^\circ$ in (20) appears in the condition for exact structure recovery using the CL algorithm (19): Algorithm 1 is consistent as long as $\mathbf{I}_{\dagger}^\circ > 0$. To be more precise, for every $\mathbf{I}_{\dagger}^\circ > 0$ there exists $N \in \mathbb{N}$ such that if $n > N$ then (19) holds with high probability. In fact, in Theorem 1 the condition $\mathbf{I}_{\dagger}^\circ > 0$ is necessary. Under the assumption of $\mathbf{I}^\circ > 0$ (see Assumption 2), it is not guaranteed that $\mathbf{I}_{\dagger}^\circ > 0$. If $\mathbf{I}_{\dagger}^\circ < 0$ then the CL is not consistent in the sense that

$$\mathbb{P} \left(\lim_{n \rightarrow \infty} \mathcal{E}_{T_{\dagger}^{\text{CL}}(\mathcal{D}=\mathbf{Y}^{1:n})} \neq \mathcal{E}_T \right) = 1. \quad (68)$$

On the other hand if $\mathbf{I}_{\dagger}^\circ = 0$, then ties are broken arbitrarily and the probability of missing an edge does not decrease as n increases. In what follows, we provide sufficient conditions which ensure that $\mathbf{I}_{\dagger}^\circ > 0$. In particular, whenever $\mathbf{I}_{\dagger}^\circ < 0$, we show that for certain hidden models, an appropriate processing can be introduced as an extra step to overcome the inconsistency of the CL algorithm. As a result, the output of CL algorithm under the appropriate processing will converge to the original tree T of the hidden layer.

First observe that if for all pairs of nodes $((k, l), (m, r)) \in \mathcal{V}^2 \times \mathcal{V}^2$ the inequalities $I(X_k; X_\ell) < I(X_m; X_r)$ and $I(Y_k; Y_\ell) < I(Y_m; Y_r)$ simultaneously hold, then $\mathbf{I}_{\dagger}^\circ > 0$. The last statement yields the required processing for the cases for which the algorithm is not consistent. Specifically, we would like to find weights $W_{i,j}$, that we consider as new input of the maximum spanning tree in Algorithm 1.

Definition 4. *A processing procedure with input n noisy data, is called appropriate if it returns a set of edge weights $\{W_{k,\ell}^n\}_{(k,\ell) \in \mathcal{V}^2}$, and there exists $N \in \mathbb{N}$ such that for every $\tilde{n} > N$ and every tuple $((k, l), (m, r)) \in \mathcal{V}^2 \times \mathcal{V}^2$*

$$I(X_k; X_\ell) < I(X_m; X_r) \iff W_{k,\ell}^{\tilde{n}} < W_{m,r}^{\tilde{n}}. \quad (69)$$

Such processing procedures are inherently model-based, and the required processing is tied to the underlying hidden model. In the next section, we show that in different models of interest, the noise can affect the original edge weights $I(X_i, X_j)$ in dissimilar ways; in fact, whether there exist universal rules for processing procedures for large classes of hidden models is currently unknown, and is an interesting problem for future work.

5.1 Relaxing the Condition $\mathbf{I}_{\dagger}^\circ > 0$ for Two Non-Trivial Channels

To illustrate the case where $\mathbf{I}_{\dagger}^\circ < 0$, we present and discuss scenarios of interest that involve hidden tree-structured models for which Algorithm 1 succeeds with high probability, only if an appropriate processing is being applied. Specifically, we provide rules for identifying the feasibility of structure recovery. In contrast with the condition $\mathbf{I}_{\dagger}^\circ > 0$, these rules do not require knowledge of the structure or the unknown value $\mathbf{I}_{\dagger}^\circ$ beforehand. As a special case, the models in Sections 5.1.1 and 5.1.2 with identically distributed noise always satisfy the conditions, and no processing is required. On the other hand, for non-identically distributed noise, structure learning from raw data may be infeasible. We show how to distinguish such models and we provide the appropriate processing under the cases of interest.

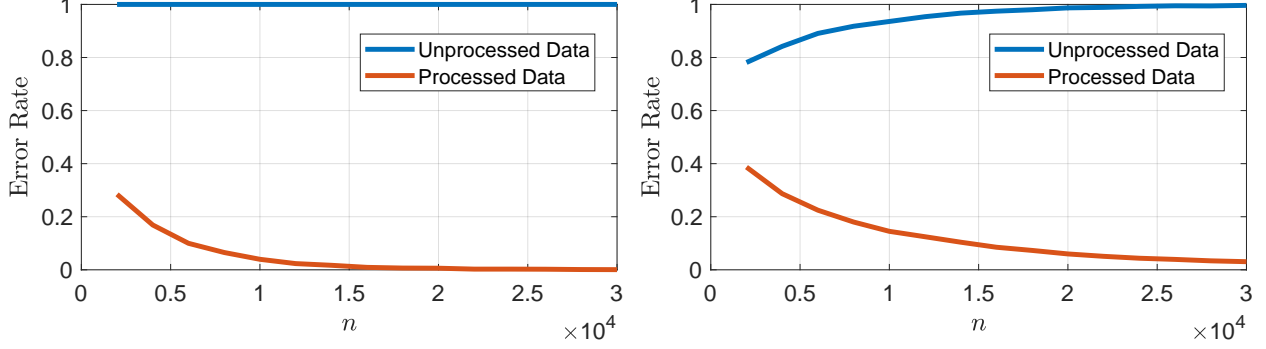


Figure 3: Estimate of the probability of incorrect recovery for a hidden Markov model with 3 nodes, and $\mathbf{I}_\dagger^o < 0$ (originally), for different values of $n \in [10^3 \times 10^4]$, before and after pre-processing. Right: $q_1 = 0.01, q_2 = q_3 = 0.3$, Left: $q_1 = 0.2, q_2 = q_3 = 0.25$.

5.1.1 Tree-Structured Binary Data with Non-Identically Distributed Noise

Consider the hidden tree structure with hidden nodes X_i and observable nodes Y_i such that $X_i, N_i \in \{-1, +1\}$ and $Y_i = N_i X_i$, for all $i \in \mathcal{V}$. The distribution of the noise is not identically distributed as

$$\mathbb{P}(N_i = -1) = 1 - \mathbb{P}(N_i = +1) = q_i \in (0, 1/2). \quad (70)$$

If $I(Y_w; Y_{\bar{w}}) - I(Y_u; Y_{\bar{u}}) < 0$ for any tuple $(w, \bar{w}), (u, \bar{u}) \in \mathcal{E}\mathcal{V}^2$ then the CL is not consistent (see (68)), and (85) gives

$$\frac{(1 - q_w)(1 - q_{\bar{w}})}{(1 - q_u)(1 - q_{\bar{u}})} < \frac{\mathbb{E}[X_u; X_{\bar{u}}]}{\mathbb{E}[X_w; X_{\bar{w}}]}. \quad (71)$$

The inequality above involves the set $\mathcal{E}\mathcal{V}^2$, that is associated with the unknown tree structure. Thus we cannot check if (71) holds before running the CL algorithm. However, we show that we can relax the above condition as

$$\frac{(1 - 2q_i)}{(1 - 2q_j)} \in \left(\sqrt{\frac{\max_{(i,j) \in \mathcal{V}} |\mathbb{E}[X_i X_j]|}{\max_{(i,j) \in \mathcal{V}} |\mathbb{E}[X_i X_j]|}}, \frac{1}{\sqrt{\max_{(i,j) \in \mathcal{V}} |\mathbb{E}[X_i X_j]|}} \right) \quad \forall i, j \in \mathcal{V}, \quad (72)$$

and then $\mathbb{T} \rightarrow \mathbb{T}_\dagger^{\text{CL}}$. The proof of (72) is given in Appendix B.2. Condition (72) provides a testing rule for the feasibility of tree-structure estimation directly from raw noisy data. The advantage of (72) is that it does not involve any structure related information. On the other hand, it requires the knowledge of the noise parameters q_i, q_j and the maximum correlation among the hidden nodes, or some accurate estimates of these parameters. Note that for identical noise $q_i = q_j = q$, it is true that $(1 - 2q_i)/(1 - 2q_j) = 1$ for all $i, j \in \mathcal{V}$, thus (72) is always satisfied because $|\mathbb{E}[X_i X_j]| \in (0, 1)$, and structure learning is always feasible for this regime.

If condition (72) is not satisfied then structure recovery is still feasible by applying an appropriate pre-processing on the data $\mathbf{Y}^{1:n}$. The pre-processing procedure requires the values q_i (or estimates of them) to be known. By considering the pre-processing $Z_i = Y_i/(1 - 2q_i)$ on the input data of Algorithm 1, the new weights are $W_{i,j} = \hat{I}(Z_i; Z_j)$. The latter enforces an appropriate processing (see Definition 4) and guarantees that the algorithm is consistent,

$$\mathbb{P} \left(\lim_{n \rightarrow \infty} \mathcal{E}_{\mathbb{T}_\dagger^{\text{CL}}(\mathcal{D}=\mathbf{Z}^{1:n})} = \mathcal{E}_{\mathbb{T}} \right) = 1. \quad (73)$$

Simulations on synthetic data verify our analysis (see Figure 3).

5.1.2 M -ary Erasure Channel with Non-Identically Distributed Noise

Assume that the randomized mappings $F_i(\cdot)$ “erase” each variable independently with probability q , so for all $i \in [p]$, we have $Y_i = X_i$ with probability $1 - q$ and $Y_i = M + 1$ (an erasure) with probability q . Then $I(Y_i; Y_j) = (1 - q)^2 I(X_i; X_j)$ for all $i, j \in \mathcal{V}$ (see Appendix B.1) and $\mathbf{I}_\dagger^o = (1 - q)^2 \mathbf{I}^o \leq \mathbf{I}^o$. The latter guarantees that if $\mathbf{I}^o > 0$ then $\mathbf{I}_\dagger^o > 0$. Given the values of p, δ, q and \mathbf{I}^o , Theorem 1 provides the sample complexity for exact structure recovery from noisy observations. For fixed values of p and δ , the ratio of sufficient number of samples in the noiseless and noisy settings is $\mathcal{O}((1 - q)^{4(1+\zeta)})$, for any $\zeta > 0$.

In contrast, consider the scenario where the erasure probability is not the same for every node (non-identically distributed noise). Each F_i erases the i^{th} node value with probability $q_i \in [0, 1)$, so $I(Y_i; Y_j) = (1 - q_i)(1 - q_j)I(X_i; X_j)$ for all $i, j \in \mathcal{V}$, and the condition $\mathbf{I}_\dagger^o > 0$ shows that Algorithm 1 with input $\mathcal{D} = \mathbf{Y}^{1:n}$ converges; $\mathbf{T}_\dagger^{\text{CL}} \rightarrow \mathbf{T}$, if for all tuples $(w, w), u, \bar{u} \in \mathcal{E}\mathcal{V}^2$

$$\frac{(1 - q_w)(1 - q_{\bar{w}})}{(1 - q_u)(1 - q_{\bar{u}})} > \frac{I(X_u; X_{\bar{u}})}{I(X_w; X_{\bar{w}})}. \quad (74)$$

Define $\mathbf{RI} \triangleq \max_{(w, \bar{w}), u, \bar{u} \in \mathcal{E}\mathcal{V}^2} I(X_u; X_{\bar{u}})/I(X_w; X_{\bar{w}})$. Inequality (74) provides the following simplified sufficient condition for convergence of CL Algorithm with input noisy data; $\mathbf{T}_\dagger^{\text{CL}} \rightarrow \mathbf{T}$ if for all $i, j \in \mathcal{V}$

$$\frac{1 - q_i}{1 - q_j} \in \left(\mathbf{RI}^{1/2}, \mathbf{RI}^{-1/2} \right). \quad (75)$$

However, (75) is not useful because the quantity \mathbf{RI} involves knowledge related to the unknown tree structure. Thus is not possible to check if (75) holds before running the Chow-Liu algorithm. For that reason we would like to derive a relaxed version. This is possible when we restrict the class of interest as follows:

- For a fixed known value \mathbf{I}_{\min}^o , it is true that $\mathbf{I}^o \geq \mathbf{I}_{\min}^o > 0$.
- For a fixed known value I_{\max} the inequality $I(X_i; X_j) \leq I_{\max}$ holds, for all hidden pairs (X_i, X_j) .

Then condition (75) can be relaxed as

$$\frac{1 - q_i}{1 - q_j} \in \left(\sqrt{\frac{I_{\max}}{\mathbf{I}_{\min}^o + I_{\max}}}, \sqrt{\frac{\mathbf{I}_{\min}^o + I_{\max}}{I_{\max}}} \right). \quad (76)$$

Given the values q_i, q_j and $\mathbf{I}_{\min}^o, I_{\max}$ or accurate estimates of them, (76) provides a rule for testing if structure estimation is possible directly from raw noisy data. If direct structure estimation is not possible then we can consider an appropriate processing by considering as edge weights the values $W_{i,j} = \hat{I}(Y_i; Y_j)/(1 - q_i)(1 - q_j)$. Under the new input \mathcal{W} of the MST, the algorithm becomes consistent by satisfying the property of the appropriate processing in Definition 4. On the other hand, for identical distributed noise for each observable node ($q_i = q$, for all $i \in \mathcal{V}$), the condition (76) always holds, thus structure recovery is always possible for identically distributed noise. Lastly, a comparison of the required processing for M -ary erasure channels and binary symmetric channels with non-identically distributed noise (Section 5.1.1), indicates that different processing procedures are required for different models.

6 Simulations

In this Section, we provide simulations to illustrate the dependence between the error rate and the corresponding value of the information threshold. For the simulations of this paper, the tree-structured of the hidden layer is generated randomly. Starting from the root, we choose the parent of each new node uniformly at random among the nodes that are currently in the tree, in a sequential fashion. To demonstrate the relationships between δ, n and $\mathbf{I}^o, \mathbf{I}_\dagger^o$, we estimate $\mathbf{T}^{\text{CL}}, \mathbf{T}_\dagger^{\text{CL}}$ and δ through 3.5×10^4 independent runs on tree-structured synthetic data, for different values of $n \in [10^3, 10^4]$ and $p = 10$. The variable nodes are binary and take

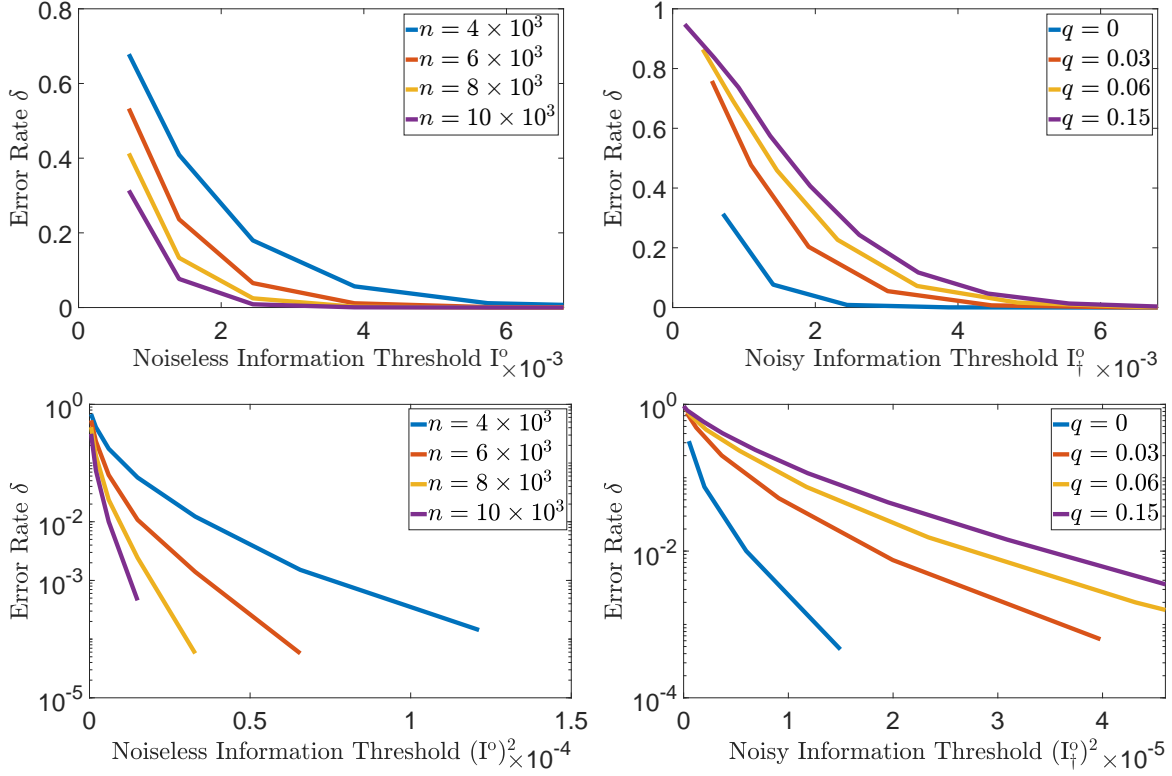


Figure 4: Left: estimating the probability $\mathbb{P}\left(\mathbf{T}^{\text{CL}} \neq \mathbf{T}\right)$ for different values of \mathbf{I}^o and n through 3.5×10^4 independent runs with noiseless data. Right: estimating the probability $\mathbb{P}\left(\mathbf{T}_{\dagger}^{\text{CL}} \neq \mathbf{T}\right)$ for different values of \mathbf{I}_{\dagger}^o and q , $n = 10^4$, samples and 3.5×10^4 independent runs with noisy data. The noisy information threshold \mathbf{I}_{\dagger}^o depends on moments of the hidden layer, as well as on the value q . As a consequence, for different values of q the points of x-axis are slightly different. Further, the case $q = 0$ gives the noiseless setting $\mathbf{I}_{\dagger}^o \equiv \mathbf{I}^o$. The code is available at <https://github.com/KonstantinosNikolakakis/Information-Threshold>.

values in the set $\{-1, +1\}$. Figure 4 (left) illustrates the relationship between the probability of incorrect reconstruction and \mathbf{I}^o .

Lastly, Figure 4 (right) presents the effect of noise of a BSC for different values of the crossover q and number of samples $n = 10^4$. Notice that the probability of incorrect reconstruction also decays exponentially with respect to the noisy information threshold, as Theorem 1 suggests, but with a significantly smaller rate than the noiseless case ($q = 0$). To derive different values of \mathbf{I}_{\dagger}^o for the purpose of the experiment, we consider a range for the correlations between the hidden variables, while the parameter of the noise is considered fixed ($q = 0, 0.03, 0.06, 0.15$). We observe that probability of incorrect reconstruction decays exponentially with respect to the noisy information threshold, as Theorem 1 suggests.

7 Conclusion & Future Directions

In this paper we showed how the *information threshold* characterizes the problem of recovering the structure of hidden tree-shaped graphical models. This quantity arises naturally in the error analysis of Chow-Liu algorithm. As our main contribution, we introduced the first finite sample complexity bound on the performance of the

CL algorithm for learning tree structured models from noisy data, while the alphabet size is up to countable, while the models are general. More specifically, the sufficient number of samples bound shows how the number of nodes p , the probability of failure δ , and $\mathbf{I}_{\dagger}^{\circ}$ (the information threshold) are related for the problem of structure recovery. In fact, we provide matching rates (upper and lower sample complexity bounds) with respect to information threshold. Consequently, the CL algorithm achieves an optimal rate with respect to the statistic $\mathbf{I}_{\dagger}^{\circ}$. Our results also demonstrate how noise affects the sample complexity of learning for a variety of standard models, including models for which the noise is not identically distributed.

Although we strictly consider the class of tree-structured models in this paper, our approaches of Theorem 1 and Theorem 5 can be extended to the class of forests. For that purpose, we should consider a generalization of \mathbf{I}° to forests and a modified version of CL the CLThres algorithm [Tan et al., 2011b]. We leave this part for future as it is out of the scope of this paper.

Additionally, our approach is more generally applicable to the analysis of δ -PAC Maximum Spanning Tree (MST) algorithms. At its root, our work shows how the error probability of MST algorithms (for example, Kruskal’s algorithm or Prim’s algorithm) behaves when edge weights are uncertain, i.e., when only (random) estimates of the true edge weights are known.

To conclude, the non-parametric graphical model setting presents interesting theoretical challenges that are connected with other statistical problems, out of the focus of this paper. The relationship between \mathbf{I}° and $\mathbf{I}_{\dagger}^{\circ}$ is connected with open problems in information theory related to Strong Data Processing Inequalities [Raginsky, 2016, Polyanskiy and Wu, 2017], for which tight characterizations are only known for a few channels. In our situation, a general analytical relationship may be similarly challenging. From a practical standpoint, we may wish to estimate the sample size needed to guarantee recovery with a pre-specified error probability. Doing so would require knowing $\mathbf{I}_{\dagger}^{\circ}$ before collecting the full data; since $\mathbf{I}_{\dagger}^{\circ}$ depends on the noise *model*, we could find such a bound by considering a reasonable class of underlying models and taking the worst case. An interesting open question for future work is how to effectively estimate $\mathbf{I}_{\dagger}^{\circ}$ from (auxiliary) training data rather than relying on such a priori modeling assumptions. This may help design pre-processing methods that can make structure learning algorithms more robust against noise or adversarial attacks.

A Proofs & Results

We start by providing the proofs of Propositions 3 and 4.

A.1 Proof of Proposition 3

We consider the case $u^* \equiv w^*$ and $\bar{u} \in \mathcal{N}_T(\bar{w})$, while the other three cases that are given by the locality property can be identically proved. The case $u^* \equiv w^*$ and $\bar{u} \in \mathcal{N}_T(\bar{w})$ implies that $w^* - \bar{w}^* - \bar{u}^*$ is a subgraph of T . Assume for sake of contradiction that $I(X_{w^*}; X_{\bar{w}^*}) = I(X_{w^*}; X_{\bar{u}^*})$ then $I(X_{w^*}; X_{\bar{w}^*} | X_{\bar{u}^*}) = 0$. The latter implies that $w^* - \bar{u}^* - \bar{w}^*$ is also a subgraph of T and it contradicts with the uniqueness of the structure (Assumption 2). \square

A.2 Proof of Proposition 4

Assume for sake of contradiction that $u^* \neq w^*$ and $u^* \neq \tilde{w}^*$ or $\bar{u} \notin \mathcal{N}_T(w)$ and $\bar{u} \notin \mathcal{N}_T(\bar{w})$ and let ν be a node such that $\nu \in \mathcal{N}_T(w) \cup \mathcal{N}_T(\bar{w})$, then the data processing inequality [Cover and Thomas, 2012] and Assumption 2 give

$$I(X_w; X_{\bar{w}}) - I(X_{\bar{w}}; X_{\nu}) < I(X_w; X_{\bar{w}}) - I(X_u; X_{\bar{u}}) \quad (77)$$

and

$$I(X_w; X_{\bar{w}}) - I(X_w; X_{\nu}) < I(X_w; X_{\bar{w}}) - I(X_u; X_{\bar{u}}). \quad (78)$$

The last two inequalities contradict the assumption (22). \square

B Fano's Inequality

Lemma 2 (Fano's Inequality, [Tsybakov, 2009]). Fix $M \geq 2$ and let Θ be a family of models $\theta^0, \theta^1, \dots, \theta^M$. Let \mathbb{P}_{θ^j} denote the probability law of \mathbf{X} under model θ^j , and consider n i.i.d. observations $\mathbf{X}^{1:n}$. If

$$n < (1 - \delta) \frac{\log M}{\frac{1}{M+1} \sum_{j=1}^M \mathbf{D}_{KL}(\mathbb{P}_{\theta^j} \parallel \mathbb{P}_{\theta^0})}, \quad (79)$$

then it is true that

$$\inf_{\Phi} \max_{0 \leq j \leq M} \mathbb{P}_{\theta^j} \left[\Phi(\mathbf{X}^{1:n}) \neq j \right] \geq \delta - \frac{1}{\log(M)}, \quad (80)$$

where the infimum is relative to all estimators (statistical tests) $\Phi : \mathcal{X}^{p \times n} \rightarrow \{0, 1, \dots, M\}$.

B.1 M -ary Erasure Channel

For the M -ary erasure channel, it is true that

$$I(Y_i; Y_j) = (1 - q_i)(1 - q_j)I(X_i; X_j). \quad (81)$$

for all $i, j \in \mathcal{V}$ and $q_i, q_j \in [0, 1)$. To prove this, we start by expanding the mutual information from the definition and pulling out the erasure event as follows

$$\begin{aligned} & I(Y_i; Y_j) \\ &= \sum_{y_i, y_j \in [M+1]^2} p_{\dagger}(y_i, y_j) \log \frac{p_{\dagger}(y_i, y_j)}{p_{\dagger}(y_i)p_{\dagger}(y_j)} \\ &= \sum_{y_i, y_j \in [M]^2} p_{\dagger}(y_i, y_j) \log \frac{p_{\dagger}(y_i, y_j)}{p_{\dagger}(y_i)p_{\dagger}(y_j)} + \sum_{y_i \in [M]} p_{\dagger}(y_i, M+1) \log \frac{p_{\dagger}(y_i, M+1)}{p_{\dagger}(y_i)p_{\dagger}(M+1)} \\ &\quad + \sum_{y_j \in [M]} p_{\dagger}(M+1, y_j) \log \frac{p_{\dagger}(M+1, y_j)}{p_{\dagger}(M+1)p_{\dagger}(y_j)} + p_{\dagger}(M+1, M+1) \log \frac{p_{\dagger}(M+1, M+1)}{p_{\dagger}(M+1)p_{\dagger}(M+1)} \\ &= \sum_{y_i, y_j \in [M]^2} p_{\dagger}(y_i, y_j) \log \frac{p_{\dagger}(y_i, y_j)}{p_{\dagger}(y_i)p_{\dagger}(y_j)} \\ &= \sum_{x_i, x_j \in [M]^2} (1 - q_i)(1 - q_j) p(x_i, x_j) \log \frac{p(x_i, x_j)}{p(x_i)p(x_j)} \\ &= (1 - q_i)(1 - q_j)I(X_i; X_j). \end{aligned} \quad (82)$$

An erasure occurs independently on each node variable observable and independently with respect to the \mathbf{X} , thus $p_{\dagger}(y_i, M+1) = p_{\dagger}(y_i)p_{\dagger}(M+1)$, for any $y_i \in [M+1]$ and $p_{\dagger}(M+1, y_j) = p_{\dagger}(M+1)p_{\dagger}(y_j)$ for any $y_j \in [M+1]$. The latter gives (82). \square

B.2 Binary Symmetric Channel with Non-Identically Distributed Noise

Under the assumption of $\mathbf{I}^o > 0$, we wish to show that if

$$\frac{(1 - 2q_i)}{(1 - 2q_j)} \in \left(\max_{(i,j) \in \mathcal{E}_T} |\mathbb{E}[X_i X_j]|, \frac{1}{\max_{(i,j) \in \mathcal{E}_T} |\mathbb{E}[X_i X_j]|} \right), \quad (83)$$

for all $i, j \in \mathcal{V}$ then $\mathbf{I}_\dagger^\circ > 0$. We start by finding the values of the sequence of crossover probabilities $q_1, q_2, \dots, q_k \in [0, 1/2)$ which guarantee that $\mathbf{I}_\dagger^\circ > 0$. The mutual information of two binary random variables $Y_i, Y_j \in \{-1, +1\}$ (see [Nikolakakis et al., 2021]) is

$$\begin{aligned} I(Y_i, Y_j) & \\ &= \frac{1}{2} \log_2 \left((1 - \mathbb{E}[Y_i Y_j])^{1 - \mathbb{E}[Y_i Y_j]} (1 + \mathbb{E}[Y_i Y_j])^{1 + \mathbb{E}[Y_i Y_j]} \right). \end{aligned} \quad (84)$$

The definition of \mathbf{I}_\dagger° (Definition 3) and (84) give

$$\begin{aligned} \mathbf{I}_\dagger^\circ &= \frac{1}{2} \{I(Y_w; Y_{\bar{w}}) - I(Y_u; Y_{\bar{u}})\} \\ &= \frac{1}{2} \log_2 \frac{(1 - \mathbb{E}[Y_w Y_{\bar{w}}])^{1 - \mathbb{E}[Y_w Y_{\bar{w}}]} (1 + \mathbb{E}[Y_w Y_{\bar{w}}])^{1 + \mathbb{E}[Y_w Y_{\bar{w}}]}}{(1 - \mathbb{E}[Y_u Y_{\bar{u}}])^{1 - \mathbb{E}[Y_u Y_{\bar{u}}]} (1 + \mathbb{E}[Y_u Y_{\bar{u}}])^{1 + \mathbb{E}[Y_u Y_{\bar{u}}]}}. \end{aligned} \quad (85)$$

Define the function $f(\cdot)$ as

$$f(x) \triangleq (1 - x)^{1-x} (1 + x)^{1+x} \equiv f(|x|), \quad (86)$$

then

$$\mathbf{I}_\dagger^\circ = \frac{1}{2} \log_2 \frac{f(|\mathbb{E}[Y_w Y_{\bar{w}}]|)}{f(|\mathbb{E}[Y_u Y_{\bar{u}}]|)} \quad (87)$$

and

$$\mathbb{E}[Y_u Y_{\bar{u}}] = (1 - 2q_w)(1 - 2q_{\bar{w}})\mathbb{E}[X_w X_{\bar{w}}], \quad (88)$$

$$\mathbb{E}[Y_w Y_{\bar{w}}] = (1 - 2q_w)(1 - 2q_{\bar{u}})\mathbb{E}[X_w X_{\bar{w}}] \times \prod_{(i,j) \in \text{path}_T(u, \bar{u}) \setminus (w, \bar{w})} \mathbb{E}[X_i X_j] \quad (89)$$

for the last equality we used the correlation decay property [Bresler and Karzand, 2020, Nikolakakis et al., 2019, 2021]) and the fact that for ± 1 -valued variables the binary symmetric channel can be consider as multiplicative binary noise [Nikolakakis et al., 2019, 2021]. Note that $f(x)$ is increasing for $x > 0$. To guarantee that $\mathbf{I}_\dagger^\circ > 0$ we need

$$\frac{(1 - 2q_w)(1 - 2q_{\bar{w}})}{(1 - 2q_u)(1 - 2q_{\bar{u}})} > \prod_{(i,j) \in \text{path}_T(u, \bar{u}) \setminus (w, \bar{w})} |\mathbb{E}[X_i X_j]|. \quad (90)$$

Recall that (90) should hold for all $(w, \bar{w}) \in \mathcal{E}$ and for all $u, \bar{u} \in \mathcal{V}$ such that $(w, \bar{w}) \in \text{path}_T(u, \bar{u})$. In addition,

$$\prod_{(i,j) \in \text{path}_T(u, \bar{u}) \setminus (w, \bar{w})} |\mathbb{E}[X_i X_j]| \leq \max_{(i,j) \in \mathcal{V}} |\mathbb{E}[X_i X_j]|.$$

The last two inequalities give the sufficient condition

$$\frac{(1 - 2q_w)(1 - 2q_{\bar{w}})}{(1 - 2q_u)(1 - 2q_{\bar{u}})} > \max_{(i,j) \in \mathcal{V}} |\mathbb{E}[X_i X_j]|.$$

As a consequence, if

$$\frac{(1 - 2q_i)}{(1 - 2q_j)} \in \left(\sqrt{\max_{(i,j) \in \mathcal{V}} |\mathbb{E}[X_i X_j]|}, \frac{1}{\sqrt{\max_{(i,j) \in \mathcal{V}} |\mathbb{E}[X_i X_j]|}} \right),$$

for all $i, j \in \mathcal{V}$ then $\mathbf{I}_\dagger^\circ > 0$. Note that for the case of i.i.d. noise ($q_i = q_j$ for all $i, j \in \mathcal{V}$) the inequality always holds because $\max_{(i,j) \in \mathcal{V}} |\mathbb{E}[X_i X_j]| \in (0, 1)$. \square

References

- András Antos and Ioannis Kontoyiannis. Convergence properties of functional estimates for discrete distributions. *Random Structures & Algorithms*, 19(3-4):163–193, 2001. URL <https://onlinelibrary.wiley.com/doi/pdf/10.1002/rsa.10019>.
- Arnab Bhattacharyya, Sutanu Gayen, Eric Price, and NV Vinodchandran. Near-optimal learning of tree-structured distributions by Chow-Liu. *arXiv preprint arXiv:2011.04144*, 2020. URL <https://arxiv.org/abs/2011.04144>.
- Guy Bresler. Efficiently learning Ising models on arbitrary graphs. In *Proceedings of the Forty-seventh Annual ACM Symposium on Theory of Computing*, pages 771–782. ACM, 2015. URL <https://doi.org/10.1145/2746539.2746631>.
- Guy Bresler and Mina Karzand. Learning a tree-structured Ising model in order to make predictions. *The Annals of Statistics*, 48(2), April 2020. URL <https://doi.org/10.1214/19-AOS1808>.
- Guy Bresler, Elchanan Mossel, and Allan Sly. Reconstruction of Markov random fields from samples: Some observations and algorithms. *Lecture Notes in Computer Science*, 5171:343–356, 2008. URL <https://dx.doi.org/10.1137/100796029>.
- Guy Bresler, David Gamarnik, and Devavrat Shah. Hardness of parameter estimation in graphical models. In *Advances in Neural Information Processing Systems*, volume 27. Curran Associates, Inc., 2014. URL <https://proceedings.neurips.cc/paper/2014/file/26dd0dbc6e3f4c8043749885523d6a25-Paper.pdf>.
- Marta Casanellas, Marina Garrote-López, and Piotr Zwiernik. Robust estimation of tree structured models. *arXiv preprint arXiv:2102.05472*, 2021. URL <https://arxiv.org/abs/2102.05472>.
- C Chow and Cong Liu. Approximating discrete probability distributions with dependence trees. *IEEE transactions on Information Theory*, 14(3):462–467, 1968. URL <https://ieeexplore.ieee.org/abstract/document/1054142>.
- Thomas M Cover and Joy A Thomas. *Elements of Information Theory*. John Wiley & Sons, 2012.
- J. C. Duchi, M. I. Jordan, and M. J. Wainwright. Local privacy and statistical minimax rates. In *54th Annual IEEE Symposium on Foundations of Computer Science (FOCS)*, pages 429–438, October 2013. doi: 10.1109/FOCS.2013.53. URL <https://ieeexplore.ieee.org/document/6686179>.
- Alexandre Evfimievski, Johannes Gehrke, and Ramakrishnan Srikant. Limiting privacy breaches in privacy preserving data mining. In *Proceedings of the Twenty-Second ACM SIGMOD-SIGACT-SIGART Symposium on Principles of Database Systems (PODS)*, PODS '03, pages 211–222, New York, NY, USA, 2003. ACM. URL <http://citeseerx.ist.psu.edu/viewdoc/summary?doi=10.1.1.13.7574>.
- Surbhi Goel, Daniel M Kane, and Adam R Klivans. Learning Ising models with independent failures. In *Conference on Learning Theory*, pages 1449–1469, 2019. URL <http://proceedings.mlr.press/v99/goel19a.html>.
- Linus Hamilton, Frederic Koehler, and Ankur Moitra. Information theoretic properties of Markov random fields, and their algorithmic applications. In *Advances in Neural Information Processing Systems*, volume 30. Curran Associates, Inc., 2017. URL <https://papers.nips.cc/paper/2017/hash/8fb5f8be2aa9d6c64a04e3ab9f63feee-Abstract.html>.
- David Karger and Nathan Srebro. Learning Markov networks: Maximum bounded tree-width graphs. In *Proceedings of the Twelfth Annual ACM-SIAM Symposium on Discrete Algorithms*, pages 392–401. Society for Industrial and Applied Mathematics, 2001. URL <https://www.biostat.wisc.edu/~page/markovnet.pdf>.

- S. A. Kasiviswanathan, H. K. Lee, K. Nissim, S. Raskhodnikova, and A. Smith. What can we learn privately? In *IEEE 49th Annual IEEE Symposium on Foundations of Computer Science (FOCS)*, pages 531–540, 2008. doi: 10.1109/FOCS.2008.27. URL <http://doi.org/10.1109/FOCS.2008.27>.
- Shiva Prasad Kasiviswanathan, Homin K. Lee, Kobbi Nissim, Sofya Raskhodnikova, and Adam Smith. What can we learn privately? *SIAM Journal on Computing*, 40(3):793–826, June 2011. doi: 10.1109/FOCS.2008.27. URL <https://ieeexplore.ieee.org/document/4690986>.
- Ashish Katiyar, Vatsal Shah, and Constantine Caramanis. Robust estimation of tree structured Ising models. *arXiv preprint arXiv:2006.05601*, 2020. URL <https://arxiv.org/abs/2006.05601>.
- Ashish Katiyar, Soumya Basu, Vatsal Shah, and Constantine Caramanis. Robust estimation of tree structured markov random fields. *arXiv preprint arXiv:2102.08554*, 2021. URL <https://arxiv.org/abs/2102.08554>.
- Daphne Koller and Nir Friedman. *Probabilistic Graphical Models: Principles and Techniques*. MIT press, 2009.
- Timo Koski. Lectures on statistical learning theory for Chow-Liu trees. *The 32nd Finnish Summer School on Probability Theory*, 2010. URL https://zbook.org/lectures-on-statistical-learning-theory-for-chow-liu-trees_MjEyNjc4.html.
- Steffen L Lauritzen. *Graphical Models*, volume 17. The Clarendon Press Oxford University Press, New York, 1996.
- Su-In Lee, Varun Ganapathi, and Daphne Koller. Efficient structure learning of Markov networks using ℓ_1 -regularization. In *Advances in Neural Information Processing Systems 19*, pages 817–824. MIT Press, 2006. URL <https://papers.nips.cc/paper/2006/hash/a4380923dd651c195b1631af7c829187-Abstract.html>.
- Han Liu, Min Xu, Haijie Gu, Anupam Gupta, John Lafferty, and Larry Wasserman. Forest density estimation. *Journal of Machine Learning Research*, 12(Mar):907–951, 2011. URL <http://jmlr.csail.mit.edu/papers/volume12/liu11a/liu11a.pdf>.
- Konstantinos E. Nikolakakis, Dionysios S. Kalogerias, and Anand D. Sarwate. Learning tree structures from noisy data. In *The 22nd International Conference on Artificial Intelligence and Statistics*, pages 1771–1782, April 2019. URL <http://proceedings.mlr.press/v89/nikolakakis19a.html>.
- Konstantinos E. Nikolakakis, Dionysios S. Kalogerias, and Anand D. Sarwate. Predictive learning on hidden tree-structured Ising models. *Journal of Machine Learning Research*, March 2021. URL <https://arxiv.org/abs/1812.04700>.
- Yury Polyanskiy and Yihong Wu. Strong data-processing inequalities for channels and Bayesian networks. In *Convexity and Concentration*, pages 211–249. Springer, 2017. URL <http://people.lids.mit.edu/yp/homepage/data/simple-IMA.pdf>.
- Maxim Raginsky. Strong data processing inequalities and ϕ -Sobolev inequalities for discrete channels. *IEEE Transactions on Information Theory*, 62(6):3355–3389, 2016. URL <https://doi.org/10.1109/TIT.2016.2549542>.
- Pradeep Ravikumar, Martin J Wainwright, John D Lafferty, et al. High-dimensional Ising model selection using L1-regularized logistic regression. *The Annals of Statistics*, 38(3):1287–1319, 2010. URL <http://citeseerx.ist.psu.edu/viewdoc/download?doi=10.1.1.67.6940&rep=rep1&type=pdf>.
- Narayana P Santhanam and Martin J Wainwright. Information-theoretic limits of selecting binary graphical models in high dimensions. *IEEE Transactions on Information Theory*, 58(7):4117–4134, 2012. URL <https://ieeexplore.ieee.org/document/6172586>.

- Jorge Silva. Shannon entropy estimation in ∞ alphabets from convergence results: Studying plug-in estimators. *Entropy*, 20(6):397, 2018. URL <https://www.mdpi.com/1099-4300/20/6/397>.
- A. Smith, A. Thakurta, and J. Upadhyay. Is interaction necessary for distributed private learning? In *Proceedings of the 2017 IEEE Symposium on Security and Privacy*, pages 58–77, May 2017. doi: 10.1109/SP.2017.35. URL <https://ieeexplore.ieee.org/document/7958571>.
- V. Y. F. Tan, A. Anandkumar, L. Tong, and A. S. Willsky. A large-deviation analysis of the maximum-likelihood learning of Markov tree structures. *IEEE Transactions on Information Theory*, 57(3):1714–1735, 2011. doi: 10.1109/TIT.2011.2104513.
- Vincent Y. F. Tan, Animashree Anandkumar, Lang Tong, and Alan S. Willsky. A large-deviation analysis of the maximum-likelihood learning of Markov tree structures. *IEEE Transactions on Information Theory*, 57(3):1714–1735, February 2011a. doi: 10.1109/TIT.2011.2104513. URL <https://ieeexplore.ieee.org/document/5714274>.
- Vincent Yan Fu Tan. *Large-deviation analysis and applications Of learning tree-structured graphical models*. PhD thesis, Massachusetts Institute of Technology, 2011. URL <http://hdl.handle.net/1721.1/64486>.
- Vincent YF Tan, Animashree Anandkumar, and Alan S Willsky. Learning gaussian tree models: Analysis of error exponents and extremal structures. *IEEE Transactions on Signal Processing*, 58(5):2701–2714, 2010.
- Vincent YF Tan, Animashree Anandkumar, and Alan S Willsky. Learning high-dimensional Markov forest distributions: Analysis of error rates. *Journal of Machine Learning Research*, 12(May):1617–1653, 2011b. URL <https://dl.acm.org/citation.cfm?id=2021052>.
- Anshoo Tandon, Vincent YF Tan, and Shiyao Zhu. Exact asymptotics for learning tree-structured graphical models with side information: Noiseless and noisy samples. *IEEE Journal on Selected Areas in Information Theory*, 2020. URL <https://ieeexplore.ieee.org/document/9270279>.
- Anshoo Tandon, Aldric H. J. Yuan, and Vincent Y. F. Tan. SGA: A robust algorithm for partial recovery of tree-structured graphical models with noisy samples. *arXiv preprint arXiv:2101.08917*, 2021. URL <https://arxiv.org/abs/2101.08917>.
- Rashish Tandon, Karthikeyan Shanmugam, Pradeep K Ravikumar, and Alexandros G Dimakis. On the information theoretic limits of learning Ising models. In *Advances in Neural Information Processing Systems*, pages 2303–2311, 2014. URL <https://pdfs.semanticscholar.org/6eb0/1975d1fdfcdc084c04cdc98baf0ba60d8905.pdf>.
- M. Tavassolipour, S. A. Motahari, and M. M. Shalmani. Learning of tree-structured Gaussian graphical models on distributed data under communication constraints. *IEEE Transactions on Signal Processing*, 67(1):17–28, 2019. doi: 10.1109/TSP.2018.2876325.
- Alexandre B Tsybakov. Introduction to Non-parametric Estimation. Revised and Extended from the 2004 French Original. Translated by Vladimir Zaiats, 2009.
- Marc Vuffray, Sidhant Misra, Andrey Lokhov, and Michael Chertkov. Interaction screening: Efficient and sample-optimal learning of Ising models. In *Advances in Neural Information Processing Systems 29*, pages 2595–2603. Curran Associates, Inc., 2016. URL <https://papers.nips.cc/paper/2016/file/861dc9bd7f4e7dd3cccd534d0ae2a2e9-Paper.pdf>.
- Marc Vuffray, Sidhant Misra, and Andrey Y. Lokhov. Efficient learning of discrete graphical models. *arXiv preprint arXiv:1902.00600*, February 2019. URL <https://arxiv.org/abs/1902.00600>.

Stanley L. Warner. Randomized response: A survey technique for eliminating evasive answer bias. *Journal of the American Statistical Association*, 60(309):63–69, March 1965. doi: 10.2307/2283137. URL https://www.jstor.org/stable/2283137?seq=1#page_scan_tab_contents.

Raymond W. Yeung, Ali Al-Bashabsheh, Chao Chen, Qi Chen, and Pierre Moulin. On information-theoretic characterizations of Markov random fields and subfields. *IEEE Transactions on Information Theory*, 65(3):1493–1511, August 2018. doi: 10.1109/TIT.2018.2866564. URL <https://ieeexplore.ieee.org/document/8444473>.

A. M. Zoubir, V. Koivunen, Y. Chakhchoukh, and M. Muma. Robust estimation in signal processing: A tutorial-style treatment of fundamental concepts. *IEEE Signal Processing Magazine*, 29(4):61–80, 2012. doi: 10.1109/MSP.2012.2183773.