

Corrigendum to: “Linear time algorithm to cover and hit a set of line segments optimally by two axis-parallel squares”,  
Theoretical Computer Science 769 (2019) 63–74

Sanjib Sadhu<sup>1</sup>    Xiaozhou He<sup>2</sup>    Sasanka Roy<sup>3</sup>    Subhas C. Nandy<sup>3</sup>  
Suchismita Roy<sup>1</sup>

<sup>1</sup>Dept. of CSE, National Institute of Technology Durgapur, India

<sup>2</sup> Business School, Sichuan University, Chengdu, China

<sup>3</sup>Indian Statistical Institute, Kolkata, India

**Abstract:** In the paper “Linear time algorithm to cover and hit a set of line segments optimally by two axis-parallel squares”, TCS Volume 769 (2019), pages 63–74, the LHIT problem is proposed as follows:

For a given set of non-intersecting line segments  $\mathcal{L} = \{\ell_1, \ell_2, \dots, \ell_n\}$  in  $\mathbb{R}^2$ , compute two axis-parallel congruent squares  $\mathcal{S}_1$  and  $\mathcal{S}_2$  of minimum size whose union hits all the line segments in  $\mathcal{L}$ ,

and a linear time algorithm was proposed. Later it was observed that the algorithm has a bug. In this corrigendum, we corrected the algorithm. The time complexity of the corrected algorithm is  $O(n^2)$ .

**Keywords:** Two-center problem, hitting line segments by two axis-parallel squares

## 1 Introduction

For a given set of line segments  $\mathcal{L} = \{\ell_1, \ell_2, \dots, \ell_n\}$  in  $\mathbb{R}^2$ , the following two problems were proposed in [1]:

**Line segment covering (LCOVER) problem:** Given a set  $\mathcal{L} = \{\ell_1, \ell_2, \dots, \ell_n\}$  of  $n$  line segments (possibly intersecting) in  $\mathbb{R}^2$ , compute two congruent squares  $\mathcal{S}_1$  and  $\mathcal{S}_2$  of minimum size whose union covers all the members in  $\mathcal{L}$ .

**Line segment hitting (LHIT) problem:** Given a set  $\mathcal{L} = \{\ell_1, \ell_2, \dots, \ell_n\}$  of  $n$  non-intersecting line segments in  $\mathbb{R}^2$ , compute two axis-parallel congruent squares  $\mathcal{S}_1$

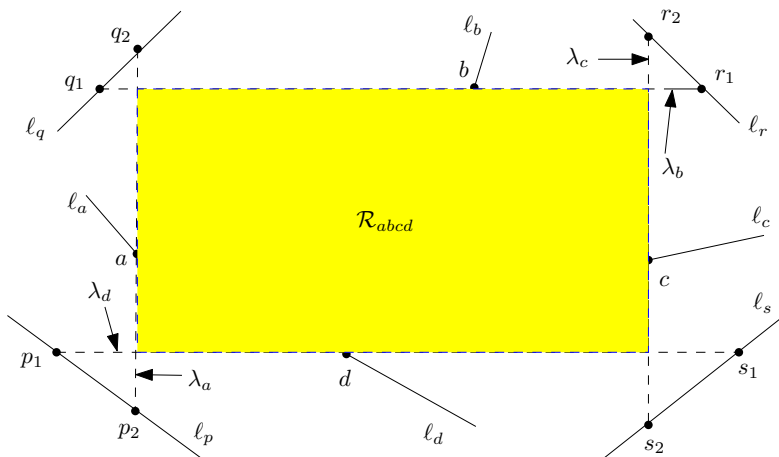


Figure 1: The axis parallel rectangle  $\mathcal{R}_{abcd}$  defined by the points  $a$ ,  $b$ ,  $c$  and  $d$  that does not hit all the members in  $\mathcal{L}$ .

and  $\mathcal{S}_2$  of minimum size whose union hits all the line segments in  $\mathcal{L}$ .

For both the problems, linear time algorithms were proposed. Later, we identified that there is a bug in the proposed algorithm for the LHIT problem. In this corrigendum, we present a revised algorithm for the LHIT problem. The time complexity of this algorithm is  $O(n^2)$  in the worst case.

An axis parallel rectangle  $\mathcal{R}$  is called a *hitting rectangle* if every member in  $\mathcal{L}$  is either intersected by  $\mathcal{R}$  or is completely contained in  $\mathcal{R}$ . In [1], we performed a linear scan among the objects in  $\mathcal{L}$  to identify four points  $a$ ,  $b$ ,  $c$  and  $d$ , where  $a$  is the right end-point of a segment  $l_a \in \mathcal{L}$  having minimum  $x$ -coordinate,  $b$  is the bottom end-point of a segment  $l_b \in \mathcal{L}$  having maximum  $y$ -coordinate,  $c$  is the left end-point of a segment  $l_c \in \mathcal{L}$  having maximum  $x$ -coordinate, and  $d$  is the top end-point of a segment  $l_d \in \mathcal{L}$  having minimum  $y$ -coordinate (see Figure 1). The axis-parallel rectangle whose “left”, “top”, “right” and “bottom” sides contain the points  $a$ ,  $b$ ,  $c$  and  $d$  respectively, is denoted by  $\mathcal{R}_{abcd}$ . In [1], we claimed that this axis-parallel rectangle  $\mathcal{R}_{abcd}$  is a *hitting rectangle*. Using this rectangle, we computed two congruent squares of minimum size that hits all the line segments in  $\mathcal{L}$ . Later, we observed that  $\mathcal{R}_{abcd}$  is not always a hitting rectangle (see Figure 1). Thus, the proposed algorithm for the LHIT problem may fail in some pathological cases. In this corrigendum, we correct our mistake. As in [1], we first compute  $\mathcal{R}_{abcd}$ . If it hits all the segments in  $\mathcal{L}$ , our proposed linear time algorithm in [1] will work for the LHIT problem. However, if  $\mathcal{R}_{abcd}$  does not hit all the segments in  $\mathcal{L}$ , we propose an  $O(n^2)$  time algorithm for the LHIT problem.

As mentioned earlier, the members in  $\mathcal{L}$  are non-intersecting. We use the following notations to describe our revised algorithm. Here,  $\lambda_a$ ,  $\lambda_b$ ,  $\lambda_c$  and  $\lambda_d$  denote the lines

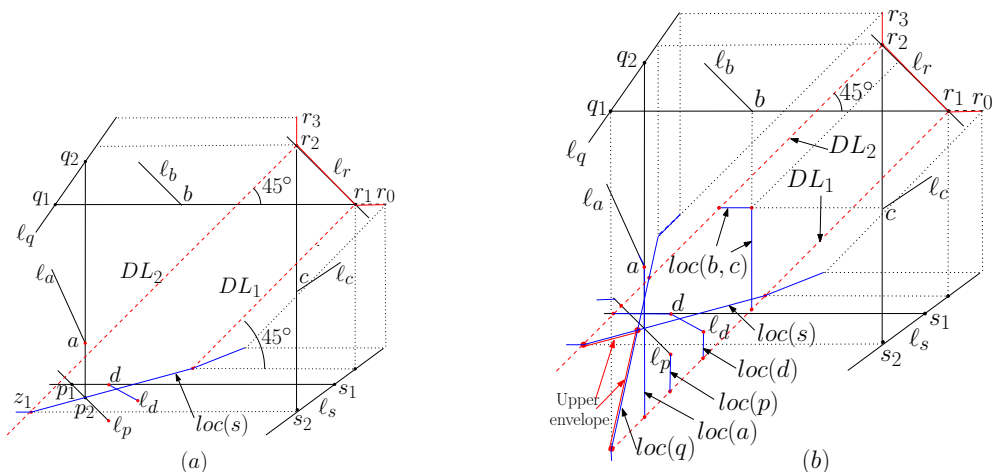


Figure 2: (a) Computation of  $loc(s)$  (b) Computation of a minimum sized axis parallel square that hits all the segments

containing the left, top, right and bottom boundaries of  $\mathcal{R}_{abcd}$  respectively. Let  $\ell_p$  be the segment which is not hit by  $\mathcal{R}_{abcd}$  and lies farthest from both “a” and “d” along vertically downward and horizontally leftward directions respectively. Similarly the other segments  $\ell_q, \ell_r$  and  $\ell_s$  are defined (see Figure 1). Let  $(p_1, p_2)$  be the two points of intersection of  $\ell_p$  with  $\lambda_a$  and  $\lambda_d$  respectively. Similarly the point-pairs  $(q_1, q_2), (r_1, r_2)$  and  $(s_1, s_2)$  are defined (see Figure 1). Note that, all the segments  $\ell_p, \ell_q, \ell_r, \ell_s$  may not exist. However, if at least one of these four segments exists, then our proposed algorithm in [1] will fail.

We first propose an algorithm for computing a minimum sized axis parallel square  $\mathcal{S}$  that hits a given set of line segments  $\mathcal{L}$ . We use this result to compute the two axis parallel congruent squares  $\mathcal{S}_1$  and  $\mathcal{S}_2$  of minimum size for hitting all the segments in  $\mathcal{L}$ .

## 2 One hitting square

**Fact 1.** *A square, that hits  $\ell_a, \ell_b, \ell_c, \ell_d, \ell_p, \ell_q, \ell_r$  and  $\ell_s$  (those which exists), will hit all the segments in  $\mathcal{L}$ .*

*Proof.* Let  $\mathcal{R}$  be a square that hit all the segments in  $\{\ell_a, \ell_b, \ell_c, \ell_d, \ell_p, \ell_q, \ell_r, \ell_s\}$ , and  $\ell \in \mathcal{L} \setminus \{\ell_a, \ell_b, \ell_c, \ell_d, \ell_p, \ell_q, \ell_r, \ell_s\}$  be a segment that is not hit by  $\mathcal{R}$ . The square  $\mathcal{R}$  must cover  $\mathcal{R}_{abcd}$  (Figure 1). So by our assumption,  $\ell$  must not intersect  $\mathcal{R}_{abcd}$ . From the definition of the distinguished points “a”, “b”, “c” and “d”, the segment  $\ell$  must intersect both the members of at least one of the tuples  $(\lambda_a, \lambda_b), (\lambda_b, \lambda_c)$  and  $(\lambda_c, \lambda_d)$ , and  $(\lambda_a, \lambda_d)$  outside  $\mathcal{R}_{abcd}$ . Without loss of generality, assume that  $\ell$  hits  $(\lambda_a, \lambda_d)$ . In order to hit  $\ell_p$  by  $\mathcal{R}$ , it must hit  $\ell$ . Thus, we have the contradiction.  $\square$

**Implication of Fact 1:** The minimum size square hitting all the segments in a given set  $\mathcal{L}$  is defined by at most eight segments  $\{\ell_a, \ell_b, \ell_c, \ell_d, \ell_p, \ell_q, \ell_r, \ell_s\}$  of  $\mathcal{L}$ .

**Observation 1.** (i) *The subset of  $\mathcal{L}$  defining the possible minimum size squares hitting all the segments in  $\mathcal{L}$  (if more than one such squares exist) is unique.*

(ii) *If  $\mathcal{S}$  is the minimum sized axis parallel square that hits all the line segments in  $\mathcal{L}$ , then at least one of the vertices of  $\mathcal{S}$  will lie on one of the four segments  $\overline{p_1p_2}$ ,  $\overline{q_1q_2}$ ,  $\overline{r_1r_2}$  and  $\overline{s_1s_2}$ .*

*Proof.* **part (i):** A minimum sized square  $\mathcal{S}$  hitting all the segments is defined by either two or three segments which are termed as the defining segments for  $\mathcal{S}$ .

(a) If the number of defining segments of  $\mathcal{S}$  is two, then those two segments must touch the two opposite boundaries (left, right) or (top, bottom) of  $\mathcal{S}$ , or two diagonal vertices of  $\mathcal{S}$ . The defining segments must touch the boundary of square  $\mathcal{S}$  externally i.e. from outside, otherwise  $\mathcal{S}$  can be further reduced.

- **Two defining segments touch the two opposite sides of the square  $\mathcal{S}$ :**

Here, the maximum of “minimum horizontal distance” and “minimum vertical distance” between “two defining segments” (say  $\ell_1$  and  $\ell_2$ ) will be the length of the side of  $\mathcal{S}$ . See Figure 3(a,b). If there exists another square  $\mathcal{S}'$  that hits all the segment, then  $\mathcal{S}'$  will also hit  $\ell_1$  and  $\ell_2$  indicating that the horizontal/vertical span will increase or remain at least same as that of  $\mathcal{S}$ . If  $\mathcal{S}$  and  $\mathcal{S}'$  are of same size (see Figure 3(a,b)), then the defining segments of  $\mathcal{S}$  and  $\mathcal{S}'$  are same.

- **Two defining segments touch the two diagonal vertices of the square  $\mathcal{S}$ :**

If  $\mathcal{S}$  is defined by two segments  $\ell_1$  and  $\ell_2$  touching its two diagonal vertices, then the segments are either parallel to each other (see Figure 3(c)) or the minimum distance between two defining segments  $\ell_1$  and  $\ell_2$  is the length of diagonal of  $\mathcal{S}$  (See Figure 3(d)). Here also if there exists another square  $\mathcal{S}'$  defined by other two segments  $(\ell'_1, \ell'_2) \neq (\ell_1, \ell_2)$  then the horizontal/vertical span will increase or remain at least same as that of  $\mathcal{S}$ . If  $\mathcal{S}$  and  $\mathcal{S}'$  are of same size (in case  $\ell_1$  and  $\ell_2$  are parallel as shown in Figure 3(c)), then the defining segments of  $\mathcal{S}$  and  $\mathcal{S}'$  are same.

(b) If the number of defining segments of  $\mathcal{S}$  are three, say  $\ell_1$ ,  $\ell_2$  and  $\ell_3$ , then two of them must touch the two opposite boundaries (left, right) or (top, bottom) of the square  $\mathcal{S}$ . If there exists any square  $\mathcal{S}'$  that hits all the segments in  $\mathcal{L}$ , then arguing as in the earlier case, it can be shown that the size of  $\mathcal{S}'$  is at least as large as  $\mathcal{S}$ , and the defining segments will remain same.

**Part (ii):** Assume that none of the vertices of the minimum sized axis parallel square  $\mathcal{S}$  lies on  $\overline{p_1p_2}$ ,  $\overline{q_1q_2}$ ,  $\overline{r_1r_2}$  and  $\overline{s_1s_2}$ . It can be shown that, one can translate  $\mathcal{S}$  “hori-

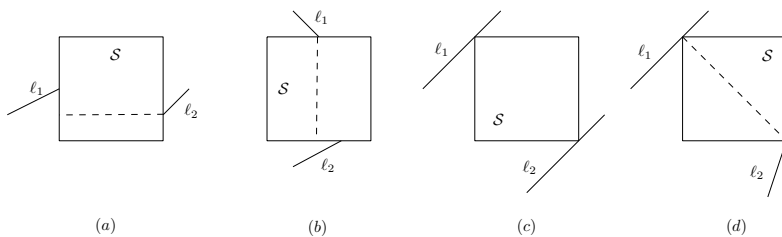


Figure 3: Demonstration of multiple copies minimum sized square  $\mathcal{S}$  defined by two segments  $\ell_1$  and  $\ell_2$ : (a) at the left and right boundary of  $\mathcal{S}$  (b) at the top and bottom boundary of  $\mathcal{S}$  (c) at two diagonal vertices of  $\mathcal{S}$  where the segments are parallel, (d) at two diagonal vertices of  $\mathcal{S}$  where the segments are non-parallel

zontally towards left or right”, and/or “vertically upward or downward” keeping its size unchanged, without missing any segment (i.e. each segment remains hit by  $\mathcal{S}$  always) to move one of the vertices of  $\mathcal{S}$  touching the respective segment.  $\square$

If there are multiple minimum sized congruent squares for hitting the segments (See Figure 3(a,b,b,d)), then our proposed algorithm for the **LHIT problem** will also work. The reason is that after choosing an  $\mathcal{S}_1$ , our algorithm for computing  $\mathcal{S}_2$  needs only the segments that are not hit by  $\mathcal{S}_1$ . We increase the size of  $\mathcal{S}_1$  monotonically according to the event points corresponding to the top-right corner of  $\mathcal{S}_1$ . Now in each step, if  $\mathcal{S}_1$  hits a defining segment of  $\mathcal{S}_2$ , then the size of  $\mathcal{S}_2$  is reduced by eliminating that segment from it. If there exists multiple congruent  $\mathcal{S}_2$  of minimum size that hit all the segments which are not hit by  $\mathcal{S}_1$ , we can choose any one of them as square  $\mathcal{S}_2$ , since all such  $\mathcal{S}_2$ 's are defined by the same subset segments (Observation 1(i)).

**Lemma 1.** *An axis parallel square of minimum size hitting all the members of a given set  $\mathcal{L}$  of  $n$  line segments can be obtained in  $O(n)$  time.*

*Proof.* Among the given set  $\mathcal{L}$  of  $n$  line segments, we can identify the special line segments  $\ell_i$ ,  $i \in \{a, b, c, d, p, q, r, s\}$  (see Figure 1) in  $O(n)$  time.

We now show that a minimum sized axis parallel square  $\mathcal{S}^r$  whose “top-right” corner lies on  $\overline{r_1 r_2} \in \ell_r$  and hits all the segments, can be computed in  $O(1)$  time. The same method works for computing the minimum sized squares  $\mathcal{S}^p$ ,  $\mathcal{S}^q$  and  $\mathcal{S}^s$  whose one corner lies on  $\overline{p_1 p_2}$ ,  $\overline{q_1 q_2}$  and  $\overline{s_1 s_2}$  respectively and hits all the line segments. Finally we will choose minimum sized square among  $\mathcal{S}^p$ ,  $\mathcal{S}^q$ ,  $\mathcal{S}^r$  and  $\mathcal{S}^s$ .

**Computation of  $\mathcal{S}^r$ :** For each  $i \in \{a, p, q, d, s\}$ , we compute the locus  $loc(i)$  of the “bottom-left” corner of a minimum sized square  $\mathcal{S}$  which hits the line segment  $\ell_i$ , while its “top-right” corner moving along the segment  $\overline{r_2 r_1}$ . In Figure 2(a),  $loc(s)$  is demonstrated, while in Figure 2(b) all the  $loc(i)$ ,  $i \in \{a, p, q, d, s\}$  are shown. We also

compute the locus of the “bottom-left” corner of  $\mathcal{S}$  (denoted by  $loc(b, c)$  in Figure 2(b)) that hits both  $\ell_b$  and  $\ell_c$  while the top-right corner of  $\mathcal{S}$  moves along the segment  $\overline{r_2 r_1}$ . Each of the locii in  $\{loc(i), i = a, p, q, d, s, (b, c)\}$  consists of at most three line segments (see Appendix for details). We consider two lines  $DL_1$  and  $DL_2$  of unit slope passing through  $r_1$  and  $r_2$  respectively (see Figure 2(b)). We can compute the upper envelope  $U$  (as the distance is measured from  $\overline{r_2 r_1}$ ) of the locii  $\{loc(i), i \in \{a, p, q, d, s, (b, c)\}\}$  within the strip bounded by  $DL_1$  and  $DL_2$  (colored red in Figure 2(b)) in  $O(1)$  time. The square whose “bottom-left” corner lies on the upper envelope  $U$  while its “top-right” corner lies on  $\overline{r_2 r_1}$ , hits all the segments  $\ell_i, i \in \{a, b, c, d, p, q, r, s\}$ . Thus, the upper envelope  $U$  corresponds to the locus of the bottom-left corner of  $\mathcal{S}^r$  that hits all the segment in  $\mathcal{L}$  (see Fact 1) while its top-right corner moves along  $\overline{r_2 r_1}$ . Note that  $U$  consists of a constant number of segments and it can be computed in  $O(1)$  time. As one moves along an edge of  $U$ , the size of the square  $\mathcal{S}^r$  either monotonically increases or decreases or remains same. So, the minimum size of the square  $\mathcal{S}^r$  occurs at some vertex of  $U$ , and it can be determined by inspecting all the vertices of  $U$ .

If any one of  $\ell_p, \ell_q, \ell_r$  and  $\ell_s$  does not exist in the given instance with the segments  $\mathcal{L}$ , then the corresponding locus is not present, and the same method works in such a situation with the available set of locii.  $\square$

### 3 Two hitting squares

We now discuss the hitting problem by two axis parallel squares  $(\mathcal{S}_1, \mathcal{S}_2)$  using the method described in Section 2 as a subroutine. We assume that  $\mathcal{S}_1$  hits  $\ell_p$  along with some other members in  $\mathcal{L}$ .  $\mathcal{S}_2$  must hit the members that are not hit by  $\mathcal{S}_1$ . Our objective is to compute the pair  $(\mathcal{S}_1, \mathcal{S}_2)$  that minimizes  $\max(size(\mathcal{S}_1), size(\mathcal{S}_2))$ .

**Lemma 2.** *To minimize the  $\max(size(\mathcal{S}_1), size(\mathcal{S}_2))$ , the “bottom-left” corner of  $\mathcal{S}_1$  will lie on  $\ell_p$ .*

*Proof.* Suppose  $\mathcal{L}_1 \subset \mathcal{L}$  be the set of segments hit by  $\mathcal{S}_1$  when  $\max(size(\mathcal{S}_1), size(\mathcal{S}_2))$  is minimized. Let the “bottom-left” corner of  $\mathcal{S}_1$  lie below  $\ell_p$  i.e. both bottom boundary and left boundary of  $\mathcal{S}_1$  properly intersect  $\ell_p$  (see Figure 4). Let  $\ell_1, \ell_2 \in \mathcal{L}_1$  be two segments so that the  $y$ -coordinate (resp.  $x$ -coordinate) of top end-point (resp. right end-point) of  $\ell_1$  (resp.  $\ell_2$ ) is minimum among that of all the segment  $\ell_k \in \mathcal{L}_1$ . If the bottom (resp. left) boundary of  $\mathcal{S}_1$  properly intersect  $\ell_1$  (resp.  $\ell_2$ ), we can translate  $\mathcal{S}_1$  vertically upwards (resp. horizontally rightwards) keeping its size same, so that the bottom boundary (resp. left boundary) of  $\mathcal{S}_1$  touches  $\ell_1$  (resp.  $\ell_2$ ) or the bottom-left corner of  $\mathcal{S}_1$  touches  $\ell_p$ . If  $\ell_p$  is touched, the result is justified. If  $\ell_1$  (resp.  $\ell_2$ ) is touched,

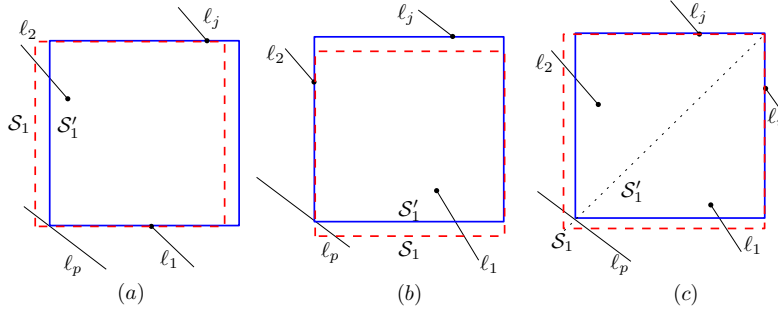


Figure 4: Proof of Lemma 2

we can translate  $\mathcal{S}_1$  towards right (resp. above) to make the bottom-left corner of  $\mathcal{S}_1$  touching  $\ell_p$ . The revised  $\mathcal{S}_1$  also hits all the segments in  $\mathcal{L}_1$ .  $\square$

Lemma 2 says that a square  $\mathcal{S}$  serves as  $\mathcal{S}_1$  if the boundary of  $\mathcal{S}$  touches  $\ell_p$  and also hits a subset  $\mathcal{L}' \subset \mathcal{L} \setminus \{\ell_p\}$  with at least one segment of  $\mathcal{L}'$  touching the boundary of  $\mathcal{S}$  from outside. The reason of defining  $\mathcal{S}_1$  in such a manner is that if all the segments  $\mathcal{L}'$  hit by  $\mathcal{S}_1$  lie either inside  $\mathcal{S}_1$  or properly intersect the boundary of  $\mathcal{S}_1$ , then we can reduce the size of  $\mathcal{S}_1$  hitting the same set of segments. Now, we will introduce the concept of defining  $\mathcal{S}_1$  using a subset of  $\mathcal{L}$  as follows:

**Definition 1.** A subset  $\mathcal{L}' \subseteq \mathcal{L} \setminus \{\ell_p\}$  is said to be minimal to define a square  $\mathcal{S}$  (with bottom-left corner is on  $\ell_p$ ) as  $\mathcal{S}_1$  if the members of  $\mathcal{L}'$  uniquely determine its top-right corner of  $\mathcal{S}$ , and no proper subset of  $\mathcal{L}'$  can define the top-right corner of  $\mathcal{S}$  uniquely.

We will consider possible subsets  $\mathcal{L}_1 \subset \mathcal{L}$  that can define  $\mathcal{S}_1$ , and invoke the procedure described in Section 1 with the subset  $\mathcal{L} \setminus (\mathcal{L}_1 \cup \{\ell_p\})$  to compute  $\mathcal{S}_2$ . The following Lemma 3 and Lemma 4 says that we need to consider the two cases separately depending on whether the bottom-left corner of  $\mathcal{S}_1$ , denoted by  $\pi$ , resides at (i) an end-point of  $\ell_p$ , and (ii) an intermediate point of  $\ell_p$ .

**Lemma 3.** If  $\pi$  coincides with an end-point of  $\ell_p$  (Case (i)), then  $\mathcal{S}_1$  is determined by a single segment of  $\mathcal{L} \setminus \{\ell_p\}$ .

*Proof.* Here, the top-right corner  $\pi'$  of  $\mathcal{S}_1$  lies on a line of unit slope passing through  $\pi$ . We need to investigate the following three exhaustive cases.

- $\pi'$  lies on a segment  $\ell_i \in \mathcal{L} \setminus \{\ell_p\}$  (see Figure 5(b)), or
- $\pi'$  lies on the vertical line passing through the left end-point of a segment  $\ell_i \in \mathcal{L} \setminus \{\ell_p\}$  (see Figure 5(c, d)), or

- $\pi'$  lies on the horizontal line passing through the bottom end-point of a segment  $\ell_i \in \mathcal{L} \setminus \{\ell_p\}$  (see Figure 5(a, e)).

This is due to the fact that if none of these cases happen then we can get another square, say  $\mathcal{S}'_1$ , of reduced size whose bottom-left corner is at  $\pi$  and it hits all the segments in  $\mathcal{L}$  that are also hit by  $\mathcal{S}_1$ . Here  $\mathcal{S}'_1$  serves the purpose of  $\mathcal{S}_1$ . Thus, the lemma follows.  $\square$

**Lemma 4.** *If  $\pi$  coincides with an intermediate point of  $\ell_p$  (Case (ii)), then  $\mathcal{S}_1$  is determined by two segment of  $\mathcal{L} \setminus \{\ell_p\}$ .*

*Proof.* In this case, the bottom-left corner of  $\mathcal{S}_1$  will be determined as follows:

- a segment  $\ell_i \in \mathcal{L} \setminus \{\ell_p\}$  defines the bottom boundary of  $\mathcal{S}_1$  whose horizontal projection  $\pi$  on  $\ell_p$  determines the bottom-left corner of  $\mathcal{S}_1$  (see Figure 6(d, e)), or
- a segment  $\ell_i \in \mathcal{L} \setminus \{\ell_p\}$  defines the left boundary of  $\mathcal{S}_1$  whose vertical projection  $\pi$  on  $\ell_p$  determines the bottom-left corner of  $\mathcal{S}_1$  (see Figure 6(a, b)), or
- a pair of segments  $\ell_i$  and  $\ell'_i$  defines the top-right corner  $\pi'$  of  $\mathcal{S}_1$ , and the point of intersection of a line of unit slope passing through  $\pi'$  with the line segment  $\ell_p$  determines the bottom-left corner of  $\mathcal{S}_1$  (see Figure 6(c)).

In the first and second bulleted case, Lemma 3 says that one more segment  $\ell_j$  is required to define the top-right corner of  $\mathcal{S}_1$ . In the third bulleted case, both the bottom-left and the top-right corners of  $\mathcal{S}_1$  are already defined. Thus, the lemma follows.  $\square$

In the following two subsections we will compute  $\mathcal{S}_1$  considering the two cases where (i)  $\mathcal{S}_1$  is defined by one segment in  $\mathcal{L} \setminus \{\ell_p\}$  and (ii) two segments in  $\mathcal{L} \setminus \{\ell_p\}$  respectively. Note that, if a single segment  $\ell \in \mathcal{L}$  touches a corner of  $\mathcal{S}_1$ , then  $\ell$  is said to touch both the boundaries of  $\mathcal{S}_1$  adjacent to that corner (see Figure 6(f)).

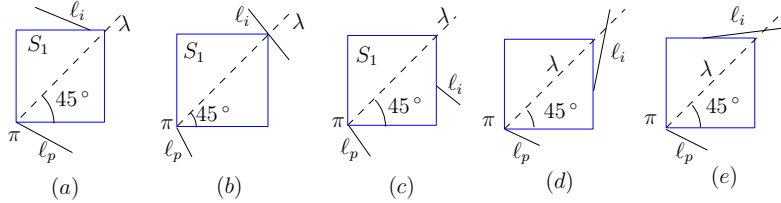


Figure 5: The “bottom-right” corner of square  $\mathcal{S}_1$  is at a segment end-point



**(A)  $\mathcal{S}_1$  is defined by one line segment:**

We draw a straight line  $\lambda$  of slope “1” through an end-point  $\pi$  of  $\ell_p$ . Next, we consider each segment  $\ell_i \in \mathcal{L} \setminus \{\ell_p\}$ , and create an array  $Q$  of event points as follows:

- If  $\ell_i$  is strictly above  $\lambda$  (Figure 5(a)), store the horizontal projection  $q$  of the bottom end-point of  $\ell_i$  on the line  $\lambda$  in  $Q$ .
- If  $\ell_i$  with negative slope intersects  $\lambda$  at a point  $q$  (Figure 5(b)), we store  $q$  in  $Q$ .
- If  $\ell_i$  with positive slope ( $\leq 1$ ) intersects  $\lambda$  (Figure 5(e)), store the horizontal projection  $q$  of the bottom end-point of  $\ell_i$  on the line  $\lambda$  in  $Q$ .
- If  $\ell_i$  with positive slope ( $> 1$ ) intersects  $\lambda$  (Figure 5(d)), store the vertical projection  $q$  of the left end-point of  $\ell_i$  on the line  $\lambda$  in  $Q$ .
- If  $\ell_i$  is strictly below  $\lambda$  (Figure 5(c)), then store the vertical projection  $q$  of the left end-point of  $\ell_i$  on  $\lambda$  in  $Q$ .

We consider each member  $q \in Q$ . Define  $\mathcal{S}_1$  with its (bottom-left, top-right) corner points as  $(\pi, q)$ . Identify the subset  $\mathcal{L}_1$  of segments in  $\mathcal{L}$  that are hit by  $\mathcal{S}_1$ . Call the procedure of Section 1 with the set of segments  $\mathcal{L} \setminus \mathcal{L}_1$  to compute  $\mathcal{S}_2$ . Replace the current optimum square-pair by  $\max(\text{size}(\mathcal{S}_1), \text{size}(\mathcal{S}_2))$  if needed.

**Lemma 5.** *The minimum of the size of the optimum pair of squares where  $\mathcal{S}_1$  is defined by one line segment of  $\mathcal{L} \setminus \{\ell_p\}$  can be computed in  $O(n^2)$  time.*

*Proof.* The array  $Q$  can be computed in  $O(n)$  time. For each member  $q \in Q$ , (i) the subset  $\mathcal{L}_1$  of  $\mathcal{L}$  can be identified in  $O(n)$  time, and then (ii) the time required for computing  $\mathcal{S}_2$  is also  $O(n)$ . As  $|Q| = O(n)$ , the result follows.  $\square$

**(B) The top-right corner of  $\mathcal{S}_1$  is defined by two line segments :**

By Lemma 4, assuming that the bottom-left corner of  $\mathcal{S}_1$  lies in the interior of  $\ell_p$ , we need to consider the following cases to uniquely define the possible bottom-left corner of  $\mathcal{S}_1$ .

- B1: The bottom-left corner of  $\mathcal{S}_1$  is defined by the top end-point of a segment  $\ell_i$  touching its bottom boundary (see Figure 6(d, e)).
- B2: The bottom-left corner of  $\mathcal{S}_1$  is defined by the right end-point of a segment  $\ell_i$  touching its left boundary (see Figure 6(a, b)).

B3: The bottom-left corner of  $\mathcal{S}_1$  is defined by its top-right corner  $\pi'$ , defined by a pair of segments  $\ell_i$  and  $\ell_j$  touching the “top” and “right” boundaries of  $\mathcal{S}_1$  (see Figure 6(c)).

Note that, Figure 6(f) is basically the case B3, where  $\ell_i$  is assumed to touch both the “top” and “right” boundaries of  $\mathcal{S}_1$ .

We use four arrays  $\mathcal{L}_l$ ,  $\mathcal{L}_r$ ,  $\mathcal{L}_t$  and  $\mathcal{L}_b$ , each with the members in  $\mathcal{L}$  sorted with respect to their left, right, top, and bottom end-points respectively. In addition, we keep a sorted array  $\mathcal{L}_d$  containing the points of intersection of the line containing  $\ell_p$  and the lines of slope 1 (called diagonal lines) at both the end-points of each member in  $\mathcal{L} \setminus \{\ell_p\}$ . Each element  $\ell_i \in \mathcal{L}$  maintains six pointers to the corresponding element in  $\mathcal{L}_l$ ,  $\mathcal{L}_r$ ,  $\mathcal{L}_t$ ,  $\mathcal{L}_b$  and to two elements of  $\mathcal{L}_d$  corresponding to its two end-points. Also, each element of  $\mathcal{L}_i$ ,  $i = l, r, t, b, d$  points to the corresponding segment  $\ell \in \mathcal{L}$ . In addition, we also maintain four ordered arrays, namely  $\mathcal{I}^{v1}(\tau)$ ,  $\mathcal{I}^{v2}(\tau)$ ,  $\mathcal{I}^h(\tau)$  and  $\mathcal{I}^d(\tau)$  for each end-point  $\tau$  of the members in  $\mathcal{L}$ .  $\mathcal{I}^{v1}(\tau)$  (resp.  $\mathcal{I}^{v2}(\tau)$ ) is the list of segments hit by an upward (resp. downward) vertical ray from  $\tau$ , and  $\mathcal{I}^h(\tau)$  (resp.  $\mathcal{I}^d(\tau)$ ) is the list of segments in  $\mathcal{L}$  intersected by the *horizontal line* (resp. *diagonal line*) passing through the point  $\tau$  in sorted order. Each segment  $\ell_i \in \mathcal{L}$  maintains eight pointers to point the lists  $\mathcal{I}^{v1}(\tau)$ ,  $\mathcal{I}^{v2}(\tau)$ ,  $\mathcal{I}^h(\tau)$ ,  $\mathcal{I}^d(\tau)$ ,  $\mathcal{I}^{v1}(\tau')$ ,  $\mathcal{I}^{v2}(\tau')$ ,  $\mathcal{I}^h(\tau')$  and  $\mathcal{I}^d(\tau')$  where  $\tau$  and  $\tau'$  are two end-points of  $\ell_i$ . The arrays  $\mathcal{L}_i$ ,  $i = l, r, t, b, d$  can be created in  $O(n \log n)$  time. Also, the arrays  $\mathcal{I}^{v1}(\tau)$ ,  $\mathcal{I}^{v2}(\tau)$ ,  $\mathcal{I}^h(\tau)$  and  $\mathcal{I}^d(\tau)$  for all the  $2n$  end-points ( $\tau$ ) of the segments in  $\mathcal{L}$  can be created in  $O(n^2)$  time and will be stored using  $O(n^2)$  space.

Let us now consider the generation of the instances in B1. Lemma 2 says that if  $\ell_p$  exists, then the bottom-left corner of  $\mathcal{S}_1$  lies on  $\ell_p$ . We first generate all possible bottom-left corners  $\mathcal{C}$  of  $\mathcal{S}_1$  on  $\ell_p$  in sorted order whose bottom boundary is supported by the top end-point of a segment  $\ell_i$  in  $\mathcal{L}$  by traversing the list  $\mathcal{L}_t$ . For each element  $\theta \in \mathcal{C}$  (corresponding to the top-end point of a line segment  $\ell_i$ ), we consider a half-line  $\lambda(\theta)$  of slope “1” at the point  $\theta$ , and generate the array  $\mathcal{D}_\theta$  that contains the top-right corner of all possible squares  $\mathcal{S}_1$  lying on  $\lambda(\theta)$ , in order of their distances from the point  $\theta$  (see

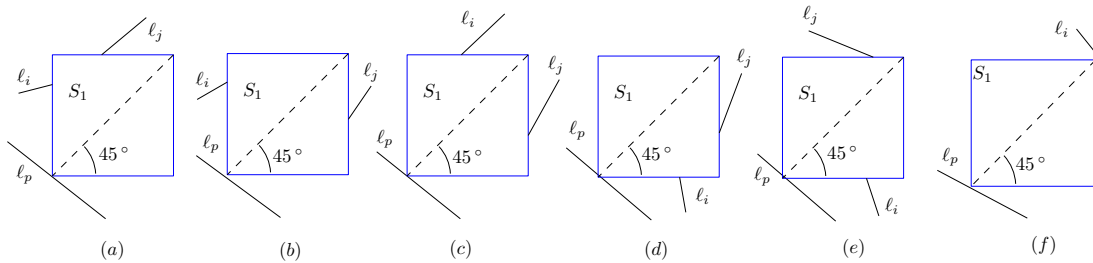


Figure 6: The “top-right” corner of  $\mathcal{S}_1$  that hits  $\ell_p$  is defined by two segments  $\ell_i$  and  $\ell_j$ .

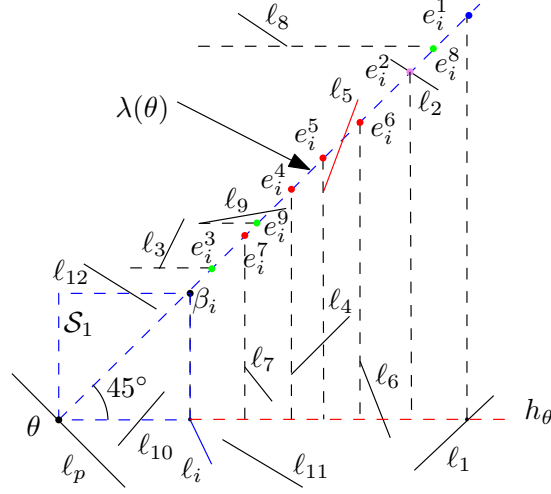


Figure 7: Generation of  $\mathcal{D}_\theta$  where  $\theta$  is horizontal projection of top end-point of  $\ell_i$  on  $\ell_p$

Figure 7). We denote the horizontal line at  $\theta$  by  $h_\theta$ . The elements (known as event points) of the array  $\mathcal{D}_\theta$  are the points of intersection of  $\lambda(\theta)$  with

- (i) the vertical lines at the *left end-point* of all the segments in  $\mathcal{L}$  whose left end-point lies below the line  $\lambda(\theta)$  and above the line  $h_\theta$  (see *red* points e.g.  $e_i^4, e_i^5, e_i^6$  in Figure 7),
- (ii) the vertical lines at the point of intersection of  $h_\theta$  with the segments  $\mathcal{L}' \subseteq \mathcal{L}$ , provided the slope of the segments in  $\mathcal{L}'$  are positive (see *blue* points e.g.  $e_i^1$  in Figure 7),
- (iii) the horizontal line at the bottom end-point of all the segments whose bottom end-point lies above  $\lambda(\theta)$  (see *green* points e.g.  $e_i^3, e_i^8, e_i^9$  in Figure 7), and
- (iv) the segments in  $\mathcal{L}$  with negative slope that intersects  $\lambda(\theta)$  (see *pink* points  $e_i^2$  in Figure 7),

Since  $\mathcal{S}_1$  hits  $\ell_i$ , we need to remove all the events generated on  $\lambda(\theta)$  whose  $x$ -coordinates are less than that of the top end-point  $\tau$  of  $\ell_i$  (e.g. events for  $\ell_{10}, \ell_{12}$  in Figure 7).

The Type (i) (resp. Type (iii)) events are generated in increasing order of their  $x$ -coordinates by scanning the array  $\mathcal{L}_l$  (resp.  $\mathcal{L}_b$ ). Type (ii) events are created in increasing order of  $x$ -coordinates from the list  $\mathcal{I}^h(\tau)$ , where the horizontal projection of the top end-point  $\tau$  of the line segment  $\ell_i$  on  $\ell_p$  is  $\theta$ . Type (iv) events are identified from the two ordered arrays  $\mathcal{I}^d(p_1)$  and  $\mathcal{I}^d(p_2)$  where  $p_1$  and  $p_2$  are two end-points of (same or different) line segments that generated two consecutive event points  $e$  and  $e'$  in the array  $\mathcal{L}_d$ , and  $x(e) \leq x(\theta) \leq x(e')$ . Note that we need to consider only the segments of negative slope in  $\mathcal{I}^d(p_1) \cup \mathcal{I}^d(p_2)$  in ordered manner to compute Type (iv).

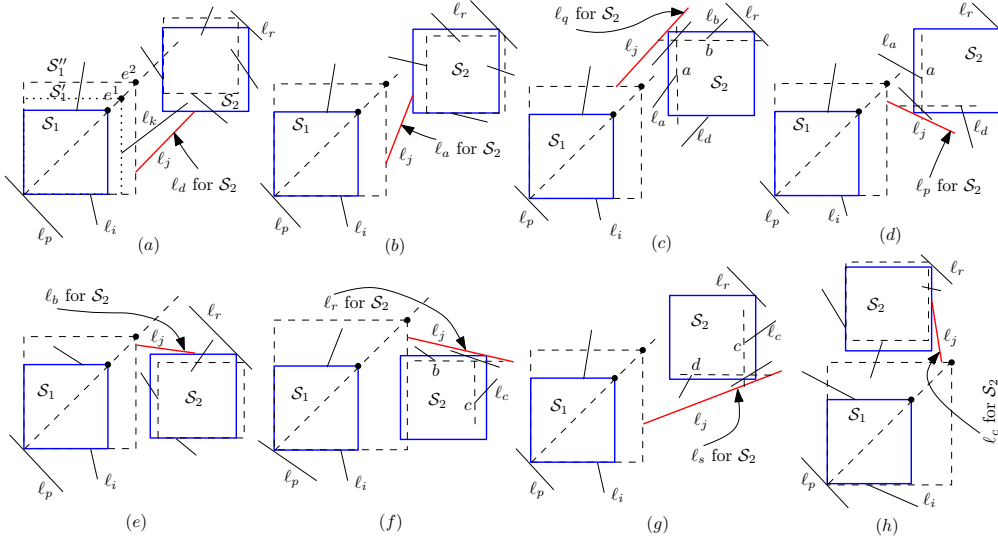


Figure 8: Demonstration of Iterative steps of computing  $\mathcal{S}_2$  for different elements of  $\mathcal{D}_\theta$

Now, we merge the events of Types (i) to (iv) to get the list  $\mathcal{D}_\theta$  containing all possible events on  $\lambda_\theta$  arranged in increasing order of their  $x$ -coordinates. We process each event of  $\delta \in \mathcal{D}_\theta$  by executing the steps (i) compute an  $\mathcal{S}_1$  square with (bottom-left, top-right) corners at  $(\theta, \delta)$ , (ii) identify the segments in  $\mathcal{L}' \subseteq \mathcal{L}$  that are hit by  $\mathcal{S}_1$ , and (iii) for the remaining segments  $\mathcal{L} \setminus \mathcal{L}'$ , we compute  $\mathcal{S}_2$  in  $O(1)$  amortized time as described below.

**Initialization step:** For the first event  $\delta_1 \in \mathcal{D}_\theta$ , we apply the algorithm of Section 2 to compute  $\mathcal{S}_2$ . This also identifies the segments  $l_a, l_b, l_c, l_d, l_p, l_q, l_r, l_s \in \mathcal{L} \setminus \mathcal{L}'$  as defined in Lemma 1. This needs  $O(n)$  time.

**Iterative step:** Below, we show that, after processing  $\delta_i \in \mathcal{D}_\theta$ , when we process  $\delta_{i+1} \in \mathcal{D}_\theta$  in order, at most one among the eight segments  $l_a, l_b, l_c, l_d, l_p, l_q, l_r, l_s \in \mathcal{L} \setminus \mathcal{L}'$  for  $\mathcal{S}_2$  (see the eight situations in Figure 8), may change, and it can be obtained in  $O(1)$  time.

In Figure 8(a), if  $\mathcal{S}_1$  is increased to  $\mathcal{S}'_1$  (dotted square), then none of the 8 segments of  $\mathcal{S}_2$  gets changed.

In Figure 8(a), if  $\mathcal{S}_1$  is increased to  $\mathcal{S}''_1$  (dashed square), then  $l_d$  of  $\mathcal{S}_2$  gets changed, which can be obtained by scanning  $\mathcal{L}_t$  array.

In Figure 8(b)  $l_a$  of  $\mathcal{S}_2$  gets changed, which can be obtained by scanning  $\mathcal{L}_r$  array.

In Figure 8(c)  $l_q$  of  $\mathcal{S}_2$  gets changed, which can be obtained by scanning  $\mathcal{I}^{v1}(a)$  array.

In Figure 8(d)  $l_p$  of  $\mathcal{S}_2$  gets changed, which can be obtained by scanning  $\mathcal{I}^{v2}(a)$  array.

In Figure 8(e)  $\ell_b$  of  $\mathcal{S}_2$  gets changed, which can be obtained by scanning  $\mathcal{L}_b$  array.

In Figure 8(f)  $\ell_r$  of  $\mathcal{S}_2$  gets changed, which can be obtained by scanning  $\mathcal{I}^{v1}(c)$  array.

In Figure 8(g)  $\ell_s$  of  $\mathcal{S}_2$  gets changed, which can be obtained by scanning  $\mathcal{I}^{v2}(c)$  array.

In Figure 8(h)  $\ell_c$  of  $\mathcal{S}_2$  gets changed, which can be obtained by scanning  $\mathcal{L}_l$  array.

The processing of all the elements in  $\mathcal{D}_\theta$  needs exactly one scan of the arrays  $\mathcal{L}_b, \mathcal{L}_r, \mathcal{L}_t, \mathcal{L}_l, \mathcal{I}^{v1}(\tau), \mathcal{I}^{v2}(\tau), \mathcal{I}^h(\tau), \mathcal{I}^d(\tau), \mathcal{I}^{v1}(\tau'), \mathcal{I}^{v2}(\tau')$ . Thus, we can compute the required  $\mathcal{S}_2$  for each element in  $\delta \in \mathcal{D}_\theta$  in amortized  $O(1)$  time. The generation of the instances in B2 are similar to that of B1. To generate the instances of B3 with the segment  $\ell_j$  on its right boundary, we need to consider a vertical line  $V_j$  at the left end-point on  $\ell_j$ , and include the horizontal projection of the bottom end-point of all the segments in  $\mathcal{L} \setminus \{\ell_p\}$  on  $V_j$  provided the concerned bottom end-points lie to the left of  $V_j$  and above the left end-point of  $\ell_j$ . For all the segments in  $\mathcal{L}$  with negative slope that intersects  $V_j$  above the left end-point of  $\ell_j$ , we include those points of intersection in  $V_j$ . We also include the left end-point of  $\ell_j$  as an event in  $V_j$ . These events can be generated in  $O(n)$  time using the array  $\mathcal{L}_b$ . For each of these events the corresponding  $\mathcal{S}_1$  square and hence the corresponding  $\mathcal{S}_2$  square are well-defined. The  $\mathcal{S}_2$  squares for all the events in  $V_j$  can also be computed in  $O(n)$  time. Thus, we have the following theorem:

**Theorem 1.** *If  $\mathcal{R}_{abcd}$  does not hit all the line segments in  $\mathcal{L}$ , we can compute the optimal axis parallel square pair  $(\mathcal{S}_1, \mathcal{S}_2)$  that combinedly hit all the segments in  $\mathcal{L}$  in  $O(n^2)$  time.*

*Proof.* Lemma 5 says that if the  $\mathcal{S}_1$  square is defined by one line segment in  $\mathcal{L} \setminus \{\ell_p\}$ , we can compute the optimum pair of squares  $(\mathcal{S}_1, \mathcal{S}_2)$  in  $O(n^2)$  time. The instances where  $\mathcal{S}_1$  is defined by two line segments in  $\mathcal{L} \setminus \{\ell_p\}$ , are classified into three cases B1, B2, B3. For handling the case B1, we created  $O(n)$  events on  $\ell_p$  in the array  $\mathcal{C}$  in  $O(n)$  time using the  $\mathcal{L}_t$  array. These corresponds to the bottom left corner of possible  $\mathcal{S}_1$ . For each event  $\theta \in \mathcal{C}$ , we create another array  $\mathcal{D}_\theta$  with  $O(n)$  sub-events each of them may be the top-right corners of  $\mathcal{S}_1$  square whose bottom-left corner is  $\theta$ . We can process these  $O(n)$  events in  $\mathcal{D}_\theta$  in amortized  $O(n)$  time. Thus, all possible instances of type B1 can be generated in  $O(n^2)$  time. Similarly, all possible instances of type B2 also can be generated in  $O(n^2)$  time. Regarding the instances of type B3, we need to consider the left end-points of all the  $O(n)$  segments in  $\mathcal{L}$ . As mentioned earlier, the number of events (top-right corner of  $\mathcal{S}_1$  squares) generated is  $O(n)$ , and they can be processed in amortized  $O(n)$  time. In special case of B3 (see Figure 6(f)), both the top and right boundaries of the square  $\mathcal{S}_1$  is touched by a segment  $\ell_i$ , and the corresponding  $\mathcal{S}_2$  can be determined in  $O(n)$  time. Since there are  $n$  such line segments  $\ell_i \in \mathcal{L}$ , the total

time complexity result for identifying all such instances is also  $O(n^2)$ . Thus the result follows.  $\square$

## References

- [1] S. Sadhu, S. Roy, S. C. Nandy, and S. Roy, Linear time algorithm to cover and hit a set of line segments optimally by two axis-parallel squares, *Theoretical Computer Science*, 769, pages 63–74, 2019.

## Appendix

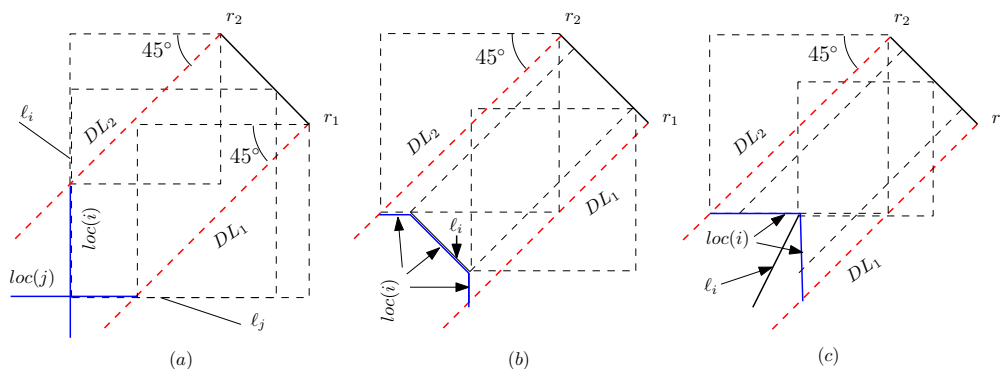


Figure A1: The locus  $loc(i)$  of the bottom left corner of square that hits the segment  $l_i$ .

**Size of (i.e. the number of segments in)  $loc(i)$ ,  $i = \{a, p, q, d, s, (b, c)\}$ :**

The  $loc(i)$  is the locus of the “bottom-left” corner of a minimum sized square  $\mathcal{S}^r$  which hits the line segment  $l_i$ , while its “top-right” corner moves along the segment  $\overline{r_2 r_1}$  (The Figure 2(a) demonstrates  $loc(s)$ ). The  $loc(i)$  (within the strip  $\Gamma$  bounded by the line  $DL_2$  and  $DL_1$  of unit slope passing through  $r_2$  and  $r_1$  respectively) is as follows:

- If the segment  $l_i$  (resp.  $l_j$ ) lies above  $DL_2$  (resp. below  $DL_1$ ), then the required locus will be a vertical line (resp. horizontal line) inside the strip  $\Gamma$  (see Figure A1(a)).
- If  $l_i$  lies inside the strip  $\Gamma$ , then there are two possibilities:
  - (a) Slope of  $l_i$  is negative (see Figure A1(b)): The required locus will be a horizontal segment passing through the top end-point of  $l_i$  (to the left of it), until the bottom-left corner of the square coincides with the top end-point of  $l_i$ ; then it will move along  $l_i$  till the bottom end-point of  $l_i$  is reached, and finally it will be vertically

downwards, until it hits the boundary of  $\Gamma$ .

(b) Slope of  $\ell_i$  is positive (see Figure A1(c)): The required locus will be a horizontal segment as in case (a) until the bottom-left corner of square hits the top end-point of  $\ell_i$ , then finally it will be vertically downwards, until the boundary of  $\Gamma$  is hit.

- If  $\ell_i$  intersects the boundary of  $\Gamma$ , then also we can construct the required locus in a similar way as in the aforesaid cases.

Thus, in all the situations  $loc(i)$  consists of at most three segments within  $\Gamma$ , where at most one of them is non-axis-parallel.