

Linear-Time Recognition of Double-Threshold Graphs

Yusuke Kobayashi · Yoshio Okamoto ·
Yota Otachi* · Yushi Uno

Submitted on December 14, 2021

Abstract A graph $G = (V, E)$ is a *double-threshold graph* if there exist a vertex-weight function $w: V \rightarrow \mathbb{R}$ and two real numbers $\mathbf{lb}, \mathbf{ub} \in \mathbb{R}$ such that $uv \in E$ if and only if $\mathbf{lb} \leq w(u) + w(v) \leq \mathbf{ub}$. In the literature, those graphs are studied also as the pairwise compatibility graphs that have stars as their underlying trees. We give a new characterization of double-threshold graphs that relates them to bipartite permutation graphs. Using the new characterization, we present a linear-time algorithm for recognizing double-threshold graphs. Prior to our work, the fastest known algorithm by Xiao and Nagamochi [Algorithmica 2020] ran in $O(n^3m)$ time, where n and m are the numbers of vertices and edges, respectively.

Keywords double-threshold graph, bipartite permutation graph, star pairwise compatibility graph

Partially supported by JSPS KAKENHI Grant Numbers JP17K00017, JP18H04091, JP18H05291, JP18K11168, JP18K11169, JP20H05793, JP20H05795, JP20H05964, JP20K11670, JP20K11692, JP20K20417, JP21K11752, JP21K11757, and JST CREST Grant Number JPMJCR1402. A preliminary version appeared in the proceedings of the 46th International Workshop on Graph-Theoretic Concepts in Computer Science (WG 2020), Lecture Notes in Computer Science 12301 (2020) 286–297.

* Corresponding author.

Y. Kobayashi
Kyoto University, Kyoto, Japan
E-mail: yusuke@kurims.kyoto-u.ac.jp

Y. Okamoto
The University of Electro-Communications, Chofu, Tokyo, Japan
E-mail: okamotoy@uec.ac.jp

Y. Otachi
Nagoya University, Nagoya, Japan
E-mail: otachi@nagoya-u.jp

Y. Uno
Osaka Prefecture University, Sakai, Osaka, Japan
E-mail: uno@cs.osakafu-u.ac.jp

1 Introduction

A graph is a *threshold graph* if there exist a vertex-weight function and a real number called a weight lower bound such that two vertices are adjacent in the graph if and only if the associated vertex weight sum is at least the weight lower bound. Threshold graphs and their generalizations are well studied because of their beautiful structures and applications in many areas [6,15]. In particular, the edge-intersections of two threshold graphs, and their complements (i.e., the union of two threshold graphs) have attracted several researchers in the past, and recognition algorithms with running time $O(n^5)$ by Ma [14], $O(n^4)$ by Raschle and Simon [19], and $O(n^3)$ by Sterbini and Raschle [24] have been developed, where n is the number of vertices.

In this paper, we study the class of double-threshold graphs, which is a proper generalization of threshold graphs and a proper specialization of the graphs that are edge-intersections of two threshold graphs [11]. A graph is a *double-threshold graph* if there exist a vertex-weight function and two real numbers called weight lower and upper bounds such that two vertices are adjacent if and only if the sum of their weights is at least the lower bound and at most the upper bound. Our main result in this paper is a linear-time recognition algorithm for double-threshold graphs based on a new characterization.

As described below, there are at least two different lines of recent studies that led to this class of graphs: one is on multithreshold graphs and the other is on pairwise compatibility graphs.

Multithreshold graphs. Jamison and Sprague [12] introduced *multithreshold graphs* as a generalization of threshold graphs. The *threshold number* of a graph $G = (V, E)$ is the minimum positive integer k such that there are k distinct thresholds $\theta_1, \dots, \theta_k$ and a weight function $\mathbf{w}: V \rightarrow \mathbb{R}$ such that $uv \in E$ if and only if the number of thresholds θ_i satisfying $\theta_i \leq \mathbf{w}(u) + \mathbf{w}(v)$ is odd. Intuitively, the thresholds break the real line into “yes” and “no” regions such that two vertices are adjacent if and only if the sum of their weights belongs to a yes region. Clearly, a graph has threshold number 1 if and only if it is a threshold graph and has threshold number at most 2 if and only if it is a double-threshold graph. They showed that every graph has threshold number, and asked some questions including the complexity for recognizing double-threshold graphs. Puleo [18] showed that there is no single choice of three thresholds that can represent all graphs of threshold number at most 3. Jamison and Sprague [11] later focused on double-threshold graphs and showed that all double-threshold graphs are permutation graphs and that the bipartite double-threshold graphs are exactly the bipartite permutation graphs. Our new characterization is closely related to these facts and our algorithm uses them.

Pairwise compatibility graphs. Motivated by uniform sampling from phylogenetic trees in bioinformatics, Kearney, Munro, and Phillips [13] defined pairwise compatibility graphs. A graph $G = (V, E)$ is a *pairwise compatibility graph* if there exists a quadruple $(T, \mathbf{w}, \mathbf{lb}, \mathbf{ub})$, where T is a tree, $\mathbf{w}: E(T) \rightarrow \mathbb{R}$, and $\mathbf{lb}, \mathbf{ub} \in \mathbb{R}$, such that the set of leaves in T coincides with V and $uv \in E$ if and only if the (weighted) distance $d_T(u, v)$ between u and v in T satisfies $\mathbf{lb} \leq d_T(u, v) \leq \mathbf{ub}$. Since

its introduction, several authors have studied properties of pairwise compatibility graphs, but the existence of a polynomial-time recognition algorithm for that graph class has been open. The survey article by Calamoneri and Sinaireri [4] proposed to look at the class of pairwise compatibility graphs defined on stars (i.e., star pairwise compatibility graphs), and asked for a characterization of star pairwise compatibility graphs. As we will see later, the star pairwise compatibility graphs are precisely the double-threshold graphs (see Observation 2.2).

Polynomial-time recognition of double-threshold graphs. Xiao and Nagamochi [26] solved the open problem of Calamoneri and Sinaireri [4] by giving a vertex-ordering characterization and an $O(n^3m)$ -time recognition algorithm for star pairwise compatibility graphs, where n and m are the numbers of vertices and edges, respectively. Their result also answered the question by Jamison and Sprague [12] about the recognition of double-threshold graphs by the equivalence of the graph classes. In this paper, we further improve the running time to $O(m+n)$.

Other generalizations of threshold graphs. There are many other generalizations of threshold graphs such as bithreshold graphs [8], threshold signed graphs [3], threshold tolerance graphs [17], quasi-threshold graphs (also known as trivially perfect graphs) [27], weakly threshold graphs [1], paired threshold graphs [20], and mock threshold graphs [2]. We omit the definitions of these graph classes and only note that some small graphs show that these classes are incomparable to the class of double-threshold graphs (e.g., $3K_2$ and the bull for bithreshold graphs, $3K_2$ and the bull for threshold signed graphs, $2K_2$ and the bull for threshold tolerance graphs, C_4 and $2K_3$ for quasi-threshold graphs, $2K_2$ and the bull for weakly threshold graphs, C_4 and the bull for paired threshold graphs, $K_3 \cup C_4$ and the bull for mock threshold graphs¹).

Note that the concept of double-threshold *digraphs* [7] is concerned with directed acyclic graphs defined from a generalization of semiorders involving two thresholds and not related to threshold graphs or double-threshold graphs.

Organization of the paper. We first review in Section 2 some known relationships between double-threshold graphs and permutation graphs, and then show that connected bipartite permutation graphs admit representations with some restrictions that we use in subsequent sections. In Section 3, which is the main body of this paper, we give a new characterization of double-threshold graphs. Using the characterization, we present in Section 4 a simple linear-time algorithm for recognizing double-threshold graphs.

Graph classes. In Fig. 1, we summarize the inclusion relations among some of the graph classes mentioned so far. We can see that the class of double-threshold graphs connects several other graph classes studied before.

¹ The symbols K_n and C_n denote the complete graph and the cycle of n vertices, respectively. The disjoint union of two graphs G and H is denoted by $G \cup H$. For a graph G and a positive integer k , kG is the disjoint union of k copies of G . The *bull* is a five-vertex path with an additional edge connecting the 2nd and 4th vertices. It is known that the bull is not a double-threshold graph [11].

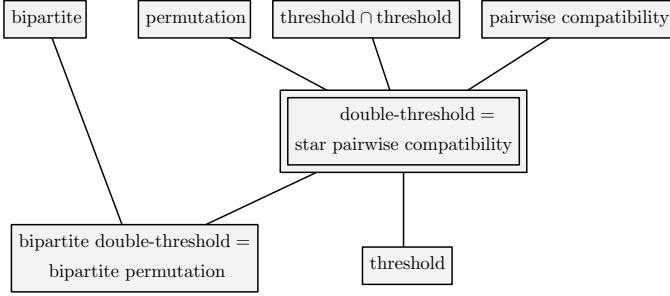


Fig. 1 The hierarchy of graph classes mentioned in the introduction. The class of the edge-intersections of two threshold graphs is abbreviated as $\text{threshold} \cap \text{threshold}$. A line segment between two classes indicates that the one below is a subclass of the one above.

2 Preliminaries

All graphs in this paper are undirected, simple, and finite. A graph G is given by the pair of its vertex set V and its edge set E as $G = (V, E)$. The vertex set and the edge set of G are often denoted by $V(G)$ and $E(G)$, respectively. For a vertex v in a graph $G = (V, E)$, its *neighborhood* is the set of vertices that are adjacent to v , and denoted by $N_G(v) = \{u \mid uv \in E\}$. When the graph G is clear from the context, we often omit the subscript. A linear ordering \prec on a set S with $|S| = n$ can be represented by a sequence $\langle s_1, s_2, \dots, s_n \rangle$ of the elements in S , in which $s_i \prec s_j$ if and only if $i < j$. With abuse of notation, we sometimes write $\prec = \langle s_1, s_2, \dots, s_n \rangle$.

2.1 Double-threshold graphs

A graph $G = (V, E)$ is a *threshold graph* if there exist a vertex-weight function $\mathbf{w}: V \rightarrow \mathbb{R}$ and a real number $\mathbf{1b} \in \mathbb{R}$ with the following property:

$$uv \in E \iff \mathbf{1b} \leq \mathbf{w}(u) + \mathbf{w}(v).$$

A graph $G = (V, E)$ is a *double-threshold graph* if there exist a vertex-weight function $\mathbf{w}: V \rightarrow \mathbb{R}$ and two real numbers $\mathbf{1b}, \mathbf{ub} \in \mathbb{R}$ with the following property:

$$uv \in E \iff \mathbf{1b} \leq \mathbf{w}(u) + \mathbf{w}(v) \leq \mathbf{ub}.$$

Then, we say that the double-threshold graph G is *defined* by \mathbf{w} , $\mathbf{1b}$ and \mathbf{ub} .

Jamison and Sprague [12] showed that we can use any values as $\mathbf{1b}$ and \mathbf{ub} for defining a double-threshold graph and that we do not have to consider degenerated cases, where some vertices have the same weight or some weight sum equals to the lower or upper bound.

Lemma 2.1 ([12]) *Let $G = (V, E)$ be a double-threshold graph. For every pair $\mathbf{1b}, \mathbf{ub} \in \mathbb{R}$ with $\mathbf{1b} < \mathbf{ub}$, there exists $\mathbf{w}: V \rightarrow \mathbb{R}$ defining G with $\mathbf{1b}$ and \mathbf{ub} such that $\mathbf{w}(u) \neq \mathbf{w}(v)$ if $u \neq v$, and $\mathbf{w}(u) + \mathbf{w}(v) \notin \{\mathbf{1b}, \mathbf{ub}\}$ for all $(u, v) \in V^2$.*

Every threshold graph is a double-threshold graph as one can set a dummy upper bound $\mathbf{ub} > \max\{\mathbf{w}(u) + \mathbf{w}(v) \mid u, v \in V\}$. From the definition of double-threshold graphs, we can easily see that they coincide with the star pairwise compatibility graphs.

Observation 2.2 *A graph is a double-threshold graph if and only if it is a star pairwise compatibility graph.*

Proof Let $G = (V, E)$ be a double-threshold graph defined by $\mathbf{w}: V \rightarrow \mathbb{R}$ and $\mathbf{lb}, \mathbf{ub} \in \mathbb{R}$. We construct an edge-weighted star S with the center c and the leaf set V such that the weight $\mathbf{w}'(vc)$ of each edge $vc \in E(S)$ is $\mathbf{w}(v)$. Then, G is the star pairwise compatibility graph defined by $(S, \mathbf{w}', \mathbf{lb}, \mathbf{ub})$.

Let $G = (V, E)$ be a star pairwise compatibility graph defined by $(S, \mathbf{w}, \mathbf{lb}, \mathbf{ub})$, where the star S has c as its center. For each $v \in V$, we set $\mathbf{w}'(v) = \mathbf{w}(vc)$. Then, G is the double-threshold graph defined by \mathbf{w}', \mathbf{lb} , and \mathbf{ub} . \square

Observation 2.2 allows us to state the following useful property shown by Xiao and Nagamochi [26] in terms of double-threshold graphs.

Lemma 2.3 ([26]) *A graph is a double-threshold graph if and only if it contains at most one non-bipartite component and all components are double-threshold graphs.*

The following simple observation is useful when we conduct a detailed analysis on a specific triple $\mathbf{w}, \mathbf{lb}, \mathbf{ub}$ defining a double-threshold graph.

Observation 2.4 *Let $G = (V, E)$ be a double-threshold graph defined by $\mathbf{w}: V \rightarrow \mathbb{R}$ and $\mathbf{lb}, \mathbf{ub} \in \mathbb{R}$. If $\mathbf{w}(x) \leq \mathbf{w}(y) \leq \mathbf{w}(z)$ and $xy, yz \in E$ hold for distinct vertices $x, y, z \in V$, then $xz \in E$.*

Proof Since $\mathbf{lb} \leq \mathbf{w}(x) + \mathbf{w}(y) \leq \mathbf{w}(x) + \mathbf{w}(z) \leq \mathbf{w}(y) + \mathbf{w}(z) \leq \mathbf{ub}$, we have $xz \in E$. \square

The definition of double-threshold graphs can be understood visually in the plane, by its so called *slab representation*. See Fig. 2 for an example. In the xy -plane, we consider the slab defined by $\{(x, y) \mid \mathbf{lb} \leq x + y \leq \mathbf{ub}\}$ that is illustrated in gray. Then, two vertices $u, v \in V$ are joined by an edge if and only if the point $(\mathbf{w}(u), \mathbf{w}(v))$ lies in the slab.

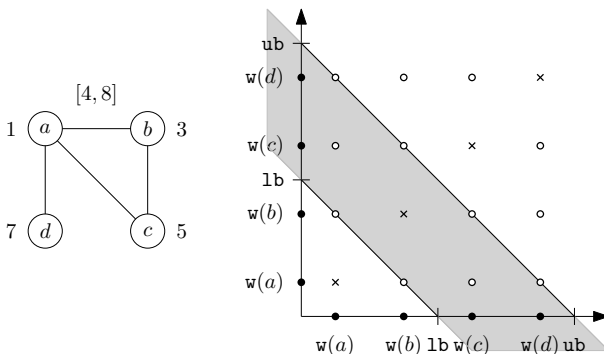


Fig. 2 (Left) A double-threshold graph. The weight of each vertex is given as $\mathbf{w}(a) = 1$, $\mathbf{w}(b) = 3$, $\mathbf{w}(c) = 5$, and $\mathbf{w}(d) = 7$; the lower bound is $\mathbf{lb} = 4$ and the upper bound is $\mathbf{ub} = 8$. (Right) The slab representation of the graph. A white dot represents the point $(\mathbf{w}(u), \mathbf{w}(v))$ for distinct vertices u, v , and a cross represents the point $(\mathbf{w}(v), \mathbf{w}(v))$ for a vertex v . Two distinct vertices u and v are joined by an edge if and only if the corresponding white dot lies in the gray slab.

2.2 Permutation graphs

A graph $G = (V, E)$ is a *permutation graph* if there exist linear orderings \prec_1 and \prec_2 on V with the following property:

$$uv \in E \iff (u \prec_1 v \text{ and } v \prec_2 u) \text{ or } (u \prec_2 v \text{ and } v \prec_1 u). \quad (1)$$

A graph is a *bipartite permutation graph* if it is a bipartite graph and a permutation graph. It is known that every permutation graph admits a *transitive orientation* [6], which gives a direction to each edge in such a way that the existence of directed edges from x to y and from y to z implies a directed edge from x to z as well.

Jamison and Sprague [11] showed that permutation graphs and bipartite permutation graphs have strong connections to double-threshold graphs as follows.

Lemma 2.5 ([11]) *Every double-threshold graph is a permutation graph.*

Lemma 2.6 ([11]) *The bipartite double-threshold graphs are exactly the bipartite permutation graphs.*

We say that the orderings \prec_1 and \prec_2 in (1) *define* the permutation graph G . We call \prec_1 a *permutation ordering* of G if there exists a linear ordering \prec_2 satisfying the condition above. Since \prec_1 and \prec_2 play a symmetric role in the definition, \prec_2 is also a permutation ordering of G . Note that for a graph G and a permutation ordering \prec_1 of G , the other ordering \prec_2 that defines G together with \prec_1 is uniquely determined. Also note that if \prec_1 and \prec_2 define G , then \prec_1^R and \prec_2^R also define G , where \prec_i^R denotes the reversed ordering of \prec_i .

We often represent a permutation graph with a *permutation diagram*, which is drawn as follows (see Fig. 3 for an illustration). Imagine two horizontal parallel lines ℓ_1 and ℓ_2 on the plane. Then, we place the vertices in V on ℓ_1 from left to right according to the permutation ordering \prec_1 as distinct points, and similarly place the vertices in V on ℓ_2 from left to right according to \prec_2 as distinct points. The positions of $v \in V$ can be represented by x -coordinates on ℓ_1 and ℓ_2 , which are denoted by $\mathbf{x}_1(v)$ and $\mathbf{x}_2(v)$, respectively. We connect the two points representing the same vertex with a line segment. The process results in a diagram (called a permutation diagram) with $|V|$ line segments. By definition, $uv \in E$ if and only if the line segments representing u and v cross in the permutation diagram, which is equivalent to the inequality $(\mathbf{x}_1(u) - \mathbf{x}_1(v))(\mathbf{x}_2(u) - \mathbf{x}_2(v)) < 0$.

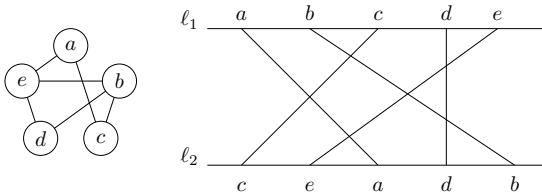


Fig. 3 An example of a permutation diagram. (Left) A permutation graph G . (Right) A permutation diagram that represents G .

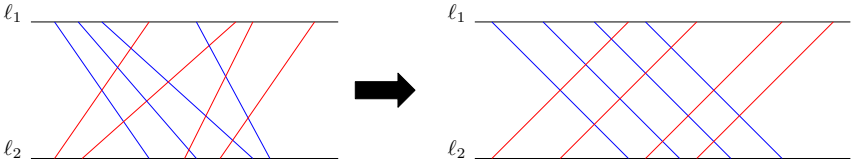


Fig. 4 An illustration of Lemma 2.9. (Left) A permutation diagram of a bipartite permutation graph $G = (X, Y; E)$. The vertices in X are represented by blue segments, and the vertices in Y are represented by red segments. (Right) A permutation diagram that represents G obtained by Lemma 2.9.

Conversely, from a permutation diagram of G , we can extract linear orderings \prec_1 and \prec_2 as

$$\begin{aligned} \mathbf{x}_1(u) < \mathbf{x}_1(v) &\iff u \prec_1 v, \\ \mathbf{x}_2(u) < \mathbf{x}_2(v) &\iff u \prec_2 v. \end{aligned}$$

When those conditions are satisfied, we say that the orderings of the x -coordinates on ℓ_1 and ℓ_2 are *consistent* with the linear orderings \prec_1 and \prec_2 , respectively.

Although a permutation graph may have an exponential number of permutation orderings, it is essentially unique for a connected bipartite permutation graph in the sense of Lemma 2.7 below. For a graph $G = (V, E)$, linear orderings $\langle v_1, \dots, v_n \rangle$ and $\langle v'_1, \dots, v'_n \rangle$ on V are *neighborhood-equivalent* if $N(v_i) = N(v'_i)$ for all i .

Lemma 2.7 ([9]) *Let G be a connected bipartite permutation graph defined by \prec_1 and \prec_2 . Then, every permutation ordering of G is neighborhood-equivalent to $\prec_1, \prec_2, \prec_1^R$, or \prec_2^R .*

A bipartite graph $(X, Y; E)$ is a *unit interval bigraph* if there is a set of unit intervals $\{I_v = [l_v, l_v + 1] \mid v \in X \cup Y\}$ such that $xy \in E$ if and only if $I_x \cap I_y \neq \emptyset$ for $x \in X$ and $y \in Y$. The class of unit interval bigraphs is known to be equal to the class of bipartite permutation graphs.

Proposition 2.8 ([10, 21, 25]) *A graph is a bipartite permutation graph if and only if it is a unit interval bigraph.*

The following lemma shows that a bipartite permutation graph can be represented by a permutation diagram with the special property that the segments representing vertices of the same set of the bipartition are parallel. An illustration is given in Fig. 4.

Lemma 2.9 *Let $G = (X, Y; E)$ be a bipartite permutation graph. Then, G can be represented by a permutation diagram in which $\mathbf{x}_2(x) = \mathbf{x}_1(x) + 1$ for $x \in X$ and $\mathbf{x}_2(y) = \mathbf{x}_1(y) - 1$ for $y \in Y$.*

Proof By Proposition 2.8, there is a set of unit intervals $\{I_v = [l_v, l_v + 1] \mid v \in X \cup Y\}$ such that for $x \in X$ and $y \in Y$, $xy \in E$ if and only if $I_x \cap I_y \neq \emptyset$. We can assume that all endpoints of the intervals are distinct; that is, $l_u \notin \{l_v, l_v + 1\}$ for all $u, v \in X \cup Y$ with $u \neq v$ [25]. For each $x \in X$, we set $\mathbf{x}_1(x) = l_x$ and $\mathbf{x}_2(x) = l_x + 1$. For each $y \in Y$, we set $\mathbf{x}_1(y) = l_y + 1$ and $\mathbf{x}_2(y) = l_y$. It suffices to show that this permutation diagram represents G . Observe that line segments corresponding to

vertices from the same set, X or Y , are parallel and thus do not cross. For $x \in X$ and $y \in Y$, we have

$$\begin{aligned}
 I_x \cap I_y \neq \emptyset &\iff |l_x - l_y| < 1 && (\because \text{all endpoints are distinct}) \\
 &\iff l_x < l_y + 1 \text{ and } l_y < l_x + 1 \\
 &\iff \mathbf{x}_1(x) < \mathbf{x}_1(y) \text{ and } \mathbf{x}_2(y) < \mathbf{x}_2(x) && (\because x \in X, y \in Y) \\
 &\iff (\mathbf{x}_1(x) - \mathbf{x}_1(y))(\mathbf{x}_2(x) - \mathbf{x}_2(y)) < 0.
 \end{aligned}$$

The \Leftarrow direction of the last equivalence holds since $\mathbf{x}_1(x) < \mathbf{x}_2(x)$ and $\mathbf{x}_1(y) > \mathbf{x}_2(y)$. Therefore, we conclude that the diagram represents G . \square

We can show that for every permutation ordering of a connected bipartite permutation graph, there exists a permutation diagram consistent with the ordering that satisfies the conditions in Lemma 2.9.

Corollary 2.10 *Let $G = (X, Y; E)$ be a connected bipartite permutation graph defined by permutation orderings \prec_1 and \prec_2 . If the first vertex in \prec_1 belongs to X , then G can be represented by a permutation diagram such that the orderings of the x -coordinates on ℓ_1 and ℓ_2 are consistent with \prec_1 and \prec_2 , respectively, and that $\mathbf{x}_2(x) = \mathbf{x}_1(x) + 1$ for every $x \in X$ and $\mathbf{x}_2(y) = \mathbf{x}_1(y) - 1$ for every $y \in Y$.*

Proof Since G is connected, the last vertex in \prec_1 belongs to Y , the first vertex in \prec_2 belongs to Y , and the last vertex in \prec_2 belongs to X .

By Lemma 2.9, G can be represented by a permutation diagram D' in which $\mathbf{x}_2(x) = \mathbf{x}_1(x) + 1$ for $x \in X$ and $\mathbf{x}_2(y) = \mathbf{x}_1(y) - 1$ for $y \in Y$. Let \prec'_1 and \prec'_2 be the permutation orderings corresponding to ℓ_1 and ℓ_2 , respectively, in this diagram D' . Lemma 2.7 and the assumption on the first vertex in \prec_1 imply that \prec_1 is neighborhood-equivalent to \prec'_1 or $(\prec'_2)^R$. We may assume that \prec_1 is neighborhood-equivalent to \prec'_1 since otherwise we can rotate the diagram D' by 180 degrees and get a permutation diagram of G in which the ordering on ℓ_1 is \prec_1 , $\mathbf{x}_2(x) = \mathbf{x}_1(x) + 1$ for $x \in X$, and $\mathbf{x}_2(y) = \mathbf{x}_1(y) - 1$ for $y \in Y$.

Now we can construct a desired permutation diagram of G using \prec_1 and D' by appropriately giving a mapping between segments and vertices. That is, for each $i \in \{1, \dots, |X \cup Y|\}$, we assign the i th vertex in \prec_1 to the segment in D' with the i th smallest x -coordinate on ℓ_1 . This new diagram is a permutation diagram of G since \prec_1 is neighborhood-equivalent to \prec'_1 . Since G and \prec_1 uniquely determine the ordering on ℓ_2 , the x -coordinates \mathbf{x}_2 on ℓ_2 are consistent with \prec_2 . \square

3 New characterization

In this section, we present a new characterization of double-threshold graphs (Theorem 3.1). This is one of our main results and a key ingredient of the linear-time algorithm given in the next section. Recall that Lemma 2.6 characterizes the bipartite double-threshold graphs as the bipartite permutation graphs, which can be recognized in linear time [22, 23]. Thus, we are going to focus on *non-bipartite* graphs in this section.

Let $G = (V, E)$ be a graph. From G and a vertex subset $M \subseteq V$, we construct an auxiliary bipartite graph $G'_M = (V', E')$ defined as follows (see Fig. 5):

$$V' = \{v, \bar{v} \mid v \in V\}, \quad E' = \{u\bar{v} \mid uv \in E\} \cup \{v\bar{v} \mid v \in M\}.$$

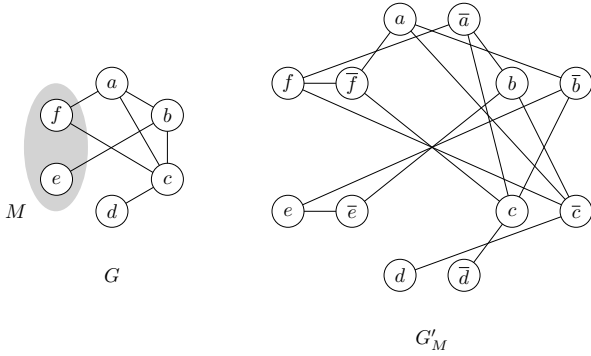


Fig. 5 An example of an auxiliary bipartite graph. (Left) A graph G and $M = \{e, f\}$. (Right) The auxiliary bipartite graph G'_M .

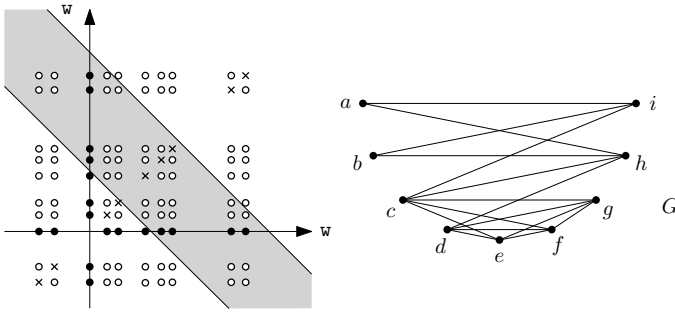


Fig. 6 An example of an efficient maximum clique. (Left) A slab representation of a double-threshold graph G . (Right) The vertices of G are ordered in the increasing order of their weights. The graph G has two maximum cliques $Q_1 = \{c, e, f, g\}$ and $Q_2 = \{d, e, f, g\}$. The degree sums are $\sum_{v \in Q_1} \deg_G(v) = 5+4+4+4 = 17$, and $\sum_{v \in Q_2} \deg_G(v) = 4+4+4+4 = 16$. Therefore, Q_2 is the only efficient maximum clique of G .

Note that $(V, \{\bar{v} \mid v \in V\})$ is a bipartition of G'_M no matter what M is.

An *efficient maximum clique* K of a graph G is a maximum clique (i.e., a clique of the maximum size) that minimizes the degree sum $\sum_{v \in K} \deg_G(v)$. See Fig. 6.

Using these terms, we present a characterization of *non-bipartite* double-threshold graphs as follows.

Theorem 3.1 *For a non-bipartite graph G , the following are equivalent.*

1. G is a double-threshold graph.
2. For every efficient maximum clique M of G , the graph G'_M is a bipartite permutation graph.
3. For some efficient maximum clique M of G , the graph G'_M is a bipartite permutation graph.

The rest of this section is devoted to a proof of Theorem 3.1. The following is a quick overview of the proof steps (some terms will be defined later).

1. We first prove the key lemma (Lemma 3.3) ensuring that a graph is a double-threshold graph if and only if G'_M is a permutation graph with a “symmetric” permutation diagram, where $M \subseteq V$ is the set of “mid-weight” vertices.

2. We then show that every efficient maximum clique can be the set of mid-weight vertices by proving a couple of lemmas (Lemmas 3.4 and 3.6).
3. Next, we show that the symmetry required in the key lemma follows for free if M is a clique (Lemma 3.10), which is true when we set M to be the set of mid-weight vertices.
4. Finally, we complete the proof of Theorem 3.1 by putting everything together.

We start with the following simple but useful fact.

Lemma 3.2 *For a connected non-bipartite graph $G = (V, E)$ and a vertex subset $M \subseteq V$, G'_M is connected.*

Proof For any $u, v \in V$, since G is connected and non-bipartite, G contains both an odd walk and an even walk from u to v . This shows that G'_M contains walks from u to v , from u to \bar{v} , from \bar{u} to v , and from \bar{u} to \bar{v} . Hence, G'_M is connected. \square

For the auxiliary graph $G'_M = (V', E')$ of $G = (V, E)$, a linear ordering on V' represented by $\langle w_1, w_2, \dots, w_{2n} \rangle$ is *symmetric* if $w_i = v$ implies $w_{2n-i+1} = \bar{v}$ for any $v \in V$ and any $i \in \{1, 2, \dots, 2n\}$.

Lemma 3.3 *Let $G = (V, E)$ be a non-bipartite graph and $M \subseteq V$. The following are equivalent.*

1. G is a double-threshold graph defined by $\mathbf{w}: V \rightarrow \mathbb{R}$ and $\mathbf{lb}, \mathbf{ub} \in \mathbb{R}$ such that $M = \{v \in V \mid \mathbf{lb}/2 \leq \mathbf{w}(v) \leq \mathbf{ub}/2\}$.
2. The auxiliary graph $G'_M = (V', E')$ can be represented by a permutation diagram in which both orderings \prec_1 and \prec_2 are symmetric.

Proof (1 \implies 2) An illustration is given in Fig. 7. Let G be a double-threshold graph defined by $\mathbf{w}: V \rightarrow \mathbb{R}$ and $\mathbf{lb}, \mathbf{ub} \in \mathbb{R}$ such that $M = \{v \in V \mid \mathbf{lb}/2 \leq \mathbf{w}(v) \leq \mathbf{ub}/2\}$. By Lemma 2.1, we can assume that $\mathbf{lb} = 0$ and $\mathbf{ub} = 2$, that $\mathbf{w}(u) + \mathbf{w}(v) \notin \{0, 2\}$ for every $(u, v) \in V^2$, and that $\mathbf{w}(u) \neq \mathbf{w}(v)$ if $u \neq v$. We construct a permutation diagram of G'_M as follows. Let ℓ_1 and ℓ_2 be two horizontal parallel lines. For each vertex $w \in V'$, we set the x -coordinates $\mathbf{x}_1(w)$ and $\mathbf{x}_2(w)$ on ℓ_1 and ℓ_2 as follows: for any $v \in V$,

$$\begin{aligned} \mathbf{x}_1(v) &= \mathbf{w}(v) - 1, & \mathbf{x}_1(\bar{v}) &= 1 - \mathbf{w}(v), \\ \mathbf{x}_2(v) &= \mathbf{w}(v), & \mathbf{x}_2(\bar{v}) &= -\mathbf{w}(v). \end{aligned}$$

Since $\mathbf{w}(u) + \mathbf{w}(v) \notin \{0, 2\}$ for every $(u, v) \in V^2$ and $\mathbf{w}(u) \neq \mathbf{w}(v)$ if $u \neq v$, the x -coordinates are distinct on ℓ_1 and on ℓ_2 . By connecting $\mathbf{x}_1(w)$ and $\mathbf{x}_2(w)$ with a line segment for each $w \in V'$, we get a permutation diagram. The line segments corresponding to the vertices in V have negative slopes, and the ones corresponding to the vertices in $V' \setminus V$ have positive slopes. Thus, for any two vertices $u, v \in V$, the line segments corresponding to u and \bar{v} cross if and only if both $\mathbf{x}_1(u) \leq \mathbf{x}_1(\bar{v})$ and $\mathbf{x}_2(u) \geq \mathbf{x}_2(\bar{v})$ hold, which is equivalent to $0 \leq \mathbf{w}(u) + \mathbf{w}(v) \leq 2$, and thus to $u\bar{v} \in E'$. Similarly, the line segments corresponding to v and \bar{v} cross if and only if $0 \leq 2\mathbf{w}(v) \leq 2$, i.e., $v \in M$. This shows that the obtained permutation diagram represents G'_M . Let \prec_1 be the ordering on V' defined by \mathbf{x}_1 . Since $\mathbf{x}_1(v) = -\mathbf{x}_1(\bar{v})$ for each $v \in V$, \prec_1 is symmetric. Similarly, the ordering \prec_2 defined by \mathbf{x}_2 is symmetric.

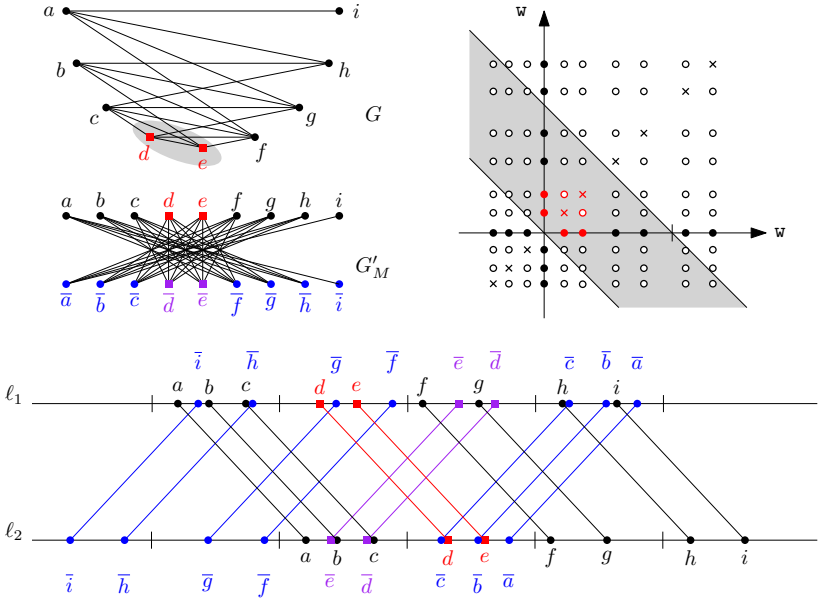


Fig. 7 An illustration of $(1 \implies 2)$ in Lemma 3.3. (Top left) A double-threshold graph G with $M = \{d, e\}$. The auxiliary bipartite graph G'_M is also depicted. (Top right) A slab representation of G . (Bottom) A permutation diagram of G'_M as given in the proof.

$(2 \implies 1)$ Suppose we are given a permutation diagram of G'_M in which both \prec_1 and \prec_2 are symmetric. We may assume by symmetry that the first vertex in \prec_1 belongs to V . Since G'_M is connected by Lemma 3.2, Corollary 2.10 shows that we can represent G'_M by a permutation diagram in which the x -coordinates x_1 and x_2 on ℓ_1 and ℓ_2 satisfy that

$$x_2(v) = x_1(v) + 1 \quad \text{and} \quad x_2(\bar{v}) = x_1(\bar{v}) - 1 \quad (v \in V) \quad (2)$$

and that the orderings of the x -coordinates on ℓ_1 and ℓ_2 are consistent with \prec_1 and \prec_2 , respectively. Since \prec_1 is symmetric, if $u, v \in V$ are the i th and the j th vertices in \prec_1 , then \bar{u}, \bar{v} are the $(2n - i + 1)$ st and the $(2n - j + 1)$ st vertices in \prec_1 . Since $i < 2n - j + 1$ is equivalent to $j < 2n - i + 1$, we have that $u \prec_1 \bar{v}$ if and only if $v \prec_1 \bar{u}$. As x_1 is consistent with \prec_1 , it holds for $u, v \in V$ that $x_1(u) \leq x_1(\bar{v})$ if and only if $x_1(v) \leq x_1(\bar{u})$, and hence

$$x_1(u) \leq x_1(\bar{v}) \iff x_1(u) + x_1(v) \leq x_1(\bar{v}) + x_1(\bar{u}).$$

Similarly, we can show that for $u, v \in V$,

$$x_2(u) \geq x_2(\bar{v}) \iff x_2(u) + x_2(v) \geq x_2(\bar{v}) + x_2(\bar{u}).$$

Thus, for any two distinct vertices $u, v \in V$, it holds that

$$\begin{aligned} uv \in E &\iff u\bar{v} \in E' \\ &\iff x_1(u) \leq x_1(\bar{v}) \text{ and } x_2(u) \geq x_2(\bar{v}) \\ &\iff x_1(u) + x_1(v) \leq x_1(\bar{v}) + x_1(\bar{u}) \text{ and } x_2(u) + x_2(v) \geq x_2(\bar{v}) + x_2(\bar{u}). \end{aligned} \quad (3)$$

For each $v \in V$, define

$$\mathfrak{w}(v) = \frac{\mathbf{x}_2(v) - \mathbf{x}_2(\bar{v})}{2}.$$

By (2), we can see that (3) is equivalent to

$$0 \leq \mathfrak{w}(u) + \mathfrak{w}(v) \leq 2,$$

which shows that \mathfrak{w} , $\mathbf{1b} = 0$, and $\mathbf{ub} = 2$ define G . Furthermore, for any $v \in V$,

$$\begin{aligned} v \in M &\iff v\bar{v} \in E' \\ &\iff \mathbf{x}_1(v) \leq \mathbf{x}_1(\bar{v}) \text{ and } \mathbf{x}_2(v) \geq \mathbf{x}_2(\bar{v}) \\ &\iff 0 \leq \mathfrak{w}(v) \leq 1, \end{aligned}$$

which shows that $M = \{v \in V \mid 0 \leq \mathfrak{w}(v) \leq 1\}$. \square

To utilize Lemma 3.3, we need to find the set M of mid-weight vertices; that is, the vertices with weights in the range $[\mathbf{1b}/2, \mathbf{ub}/2]$. The first observation is that M has to be a clique as the weight sum of any two vertices in M is in the range $[\mathbf{1b}, \mathbf{ub}]$. In the following, we show that an efficient maximum clique can be chosen as M . To this end, we first prove that we only need to consider (inclusion-wise) maximal cliques.

Lemma 3.4 *For a connected non-bipartite double-threshold graph $G = (V, E)$, there exist $\mathfrak{w}: V \rightarrow \mathbb{R}$ and $\mathbf{1b}, \mathbf{ub} \in \mathbb{R}$ defining G such that $\{v \in V \mid \mathbf{1b}/2 \leq \mathfrak{w}(v) \leq \mathbf{ub}/2\}$ is a maximal clique of G .*

Proof Let G be a non-bipartite double-threshold graph $G = (V, E)$ defined by $\mathfrak{w}: V \rightarrow \mathbb{R}$ and $\mathbf{1b}, \mathbf{ub} \in \mathbb{R}$. Let $M = \{v \in V \mid \mathbf{1b}/2 \leq \mathfrak{w}(v) \leq \mathbf{ub}/2\}$. We choose \mathfrak{w} , $\mathbf{1b}$, and \mathbf{ub} in such a way that for any $\mathfrak{w}': V \rightarrow \mathbb{R}$ and $\mathbf{1b}', \mathbf{ub}' \in \mathbb{R}$ defining G , M is not a proper subset of $\{v \in V \mid \mathbf{1b}'/2 \leq \mathfrak{w}'(v) \leq \mathbf{ub}'/2\}$. Suppose to the contrary that M is not a maximal clique of G . Observe that if $M = \emptyset$, then V can be partitioned into two independent sets $\{v \in V \mid \mathfrak{w}(v) < \mathbf{1b}/2\}$ and $\{v \in V \mid \mathfrak{w}(v) > \mathbf{ub}/2\}$, which is a contradiction to the non-bipartiteness of G . Hence, M is non-empty.

Let G'_M be the auxiliary graph constructed from G and M as before. By Lemma 3.3, G'_M has a permutation diagram in which both $\prec_1 = \langle w_1, \dots, w_{2n} \rangle$ and $\prec_2 = \langle w'_1, \dots, w'_{2n} \rangle$ are symmetric. Let $\bar{M} = \{\bar{v} \mid v \in M\}$. By the definition of G'_M , $M \cup \bar{M}$ induces a complete bipartite graph in G'_M . By symmetry, we may assume that $M \prec_1 \bar{M}$ and $\bar{M} \prec_2 M$. That is, in \prec_1 all vertices in M appear before any vertex in \bar{M} appears, and in \prec_2 all vertices in \bar{M} appear before any vertex in M appears. Note that these assumptions imply that for each edge $x\bar{y} \in E(G'_M)$, $x \prec_1 \bar{y}$ and $\bar{y} \prec_2 x$ hold since G'_M is connected by Lemma 3.2 (see Fig. 8 (Left)).

As M is not a maximal clique in G , there is a vertex $v \notin M$ such that $M \subseteq N_G(v)$. If $\bar{v} \prec_1 v$, then we have

$$M \prec_1 \bar{v} \prec_1 v \prec_1 \bar{M} \quad \text{and} \quad \bar{v} \prec_2 \bar{M} \prec_2 M \prec_2 v \tag{4}$$

since $v\bar{v} \notin E(G'_M)$, $\bar{M} \subseteq N_{G'_M}(v)$, and $M \subseteq N_{G'_M}(\bar{v})$. Similarly, if $v \prec_1 \bar{v}$, then we have

$$v \prec_1 M \prec_1 \bar{M} \prec_1 \bar{v} \quad \text{and} \quad \bar{M} \prec_2 v \prec_2 \bar{v} \prec_2 M,$$

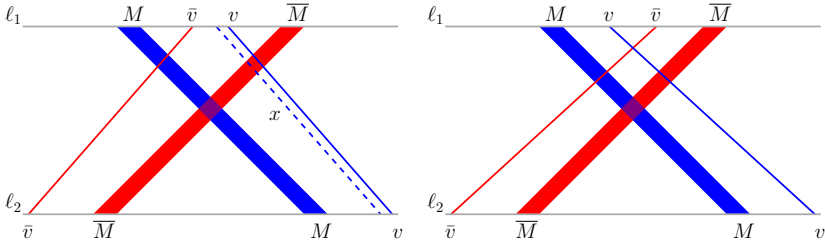


Fig. 8 (Left) Relative positions of v , \bar{v} , M , and \bar{M} . (Right) \prec'_1 is obtained from \prec_1 by swapping v and \bar{v} .

or equivalently,

$$M \prec_2^R \bar{v} \prec_2^R v \prec_2^R \bar{M} \quad \text{and} \quad \bar{v} \prec_1^R \bar{M} \prec_1^R M \prec_1^R v.$$

Thus, by replacing \prec_1 with \prec_1^R and \prec_2 with \prec_2^R if necessary, we may assume that (4) holds (see Fig. 8 (Left)). We further assume that v has the smallest position in \prec_1 under these conditions.

Claim 3.5 $w_{n+1} = v$ (and thus $w_n = \bar{v}$).

Proof (Claim 3.5) By the symmetry of $\langle w_1, \dots, w_{2n} \rangle$, it suffices to show that there is no vertex $x \in V$ such that $\bar{v} \prec_1 x \prec_1 v$. Suppose that such a vertex x exists. In G'_M , x is not adjacent to \bar{v} . This implies that $xv \notin E$, and hence $x \notin M$. On the other hand, in G'_M , x is adjacent to all vertices in \bar{M} . Thus, we have $M \subseteq N_G(x)$. This contradicts that v has the smallest position in \prec_1 under those conditions. \square

Now we obtain \prec'_1 from \prec_1 by swapping v and \bar{v} (see Fig. 8 (Right)). By Claim 3.5, this new ordering \prec'_1 gives (together with \prec_2) the graph obtained from G'_M by adding the edge $v\bar{v}$. Observe that this new graph can be expressed as $G'_{M \cup \{v\}}$. Since \prec'_1 and \prec_2 are symmetric, Lemma 3.3 implies that there are $\mathbf{w}' : V \rightarrow \mathbb{R}$ and $1\mathbf{b}', \mathbf{ub}' \in \mathbb{R}$ defining G such that $\{u \in V \mid 1\mathbf{b}'/2 \leq \mathbf{w}'(u) \leq \mathbf{ub}'/2\} = M \cup \{v\}$. This contradicts the choice of \mathbf{w} , $1\mathbf{b}$, and \mathbf{ub} . \square

We show that every efficient maximum clique can be the set of mid-weight vertices, given an appropriate choice of \mathbf{w} , $1\mathbf{b}$, and \mathbf{ub} .

Lemma 3.6 *Let G be a non-bipartite double-threshold graph. For every efficient maximum clique K of G , there exist $\mathbf{w} : V \rightarrow \mathbb{R}$ and $1\mathbf{b}, \mathbf{ub} \in \mathbb{R}$ defining G such that $K = \{v \in V \mid 1\mathbf{b}/2 \leq \mathbf{w}(v) \leq \mathbf{ub}/2\}$.*

Proof Let K be an efficient maximum clique of G . By Lemma 2.5, G is a permutation graph, and thus cannot contain an induced odd cycle of length 5 or more [6]. As G is non-bipartite, G contains K_3 . This implies that $|K| \geq 3$.

By Lemma 3.4, there exist $\mathbf{w} : V \rightarrow \mathbb{R}$ and $1\mathbf{b}, \mathbf{ub} \in \mathbb{R}$ defining G such that $M := \{v \in V \mid 1\mathbf{b}/2 \leq \mathbf{w}(v) \leq \mathbf{ub}/2\}$ is a maximal clique of G . Assume that \mathbf{w} , $1\mathbf{b}$, and \mathbf{ub} are chosen so that the size of the symmetric difference $|M \Delta K| = |M \setminus K| + |K \setminus M|$ is minimized. Assume that $K \neq M$ since otherwise we are done. This implies that $K \not\subseteq M$ and $K \not\supseteq M$ as both K and M are maximal cliques. Observe that $G - M$ is bipartite. This implies that $|K \setminus M| \in \{1, 2\}$ and that $K \cap M \neq \emptyset$ as $|K| \geq 3$. Since K is a maximum clique, $|M \setminus K| \leq |K \setminus M|$ holds.

Let $u \in K \setminus M$. By symmetry, we may assume that $\mathfrak{w}(u) < \mathbf{lb}/2$. Note that no other vertex in K has weight less than $\mathbf{lb}/2$ as K is a clique. Let $v \in M$ be a non-neighbor of u that has the minimum weight among such vertices. Such a vertex exists since M is a maximal clique. Note that $v \in M \setminus K$.

We now observe that v has the minimum weight in M . If $w \in M$ is a non-neighbor of u , then $\mathfrak{w}(v) \leq \mathfrak{w}(w)$ follows from the definition of v . If $w \in M$ is a neighbor of u , then $\mathfrak{w}(v) < \mathfrak{w}(w)$ holds, since otherwise $\mathfrak{w}(u) < \mathbf{lb}/2 \leq \mathfrak{w}(w) \leq \mathfrak{w}(v)$ and $uw, vw \in E$ imply that $uv \in E$ by Observation 2.4.

We are going to show that $N(v) = N(u)$.

Claim 3.7 $N(u) \cap \{x \mid \mathfrak{w}(x) < \mathbf{lb}/2\} = N(v) \cap \{x \mid \mathfrak{w}(x) < \mathbf{lb}/2\} = \emptyset$.

Proof (Claim 3.7) Since $\mathfrak{w}(u) < \mathbf{lb}/2$, $N(u) \cap \{x \mid \mathfrak{w}(x) < \mathbf{lb}/2\} = \emptyset$. Suppose to the contrary that v has a neighbor x with $\mathfrak{w}(x) < \mathbf{lb}/2$. The maximality of M implies that x has a non-neighbor $y \in M$. Since $y \in M$, $\mathfrak{w}(v) \leq \mathfrak{w}(y)$ holds. However, $\mathfrak{w}(x) < \mathbf{lb}/2 \leq \mathfrak{w}(v) \leq \mathfrak{w}(y)$ and $xv, vy \in E$ imply $xy \in E$ by Observation 2.4. \square

Claim 3.8 $N(u) \cap M = N(v) \cap M = M \setminus \{v\}$.

Proof (Claim 3.8) Since M is a clique and $v \in M$, we have $N(v) \cap M = M \setminus \{v\}$. Thus, the claim is equivalent to $M \setminus \{v\} \subseteq N(u)$. This holds if $M \setminus K = \{v\}$. Assume that $M \setminus K = \{v, v'\}$ for some $v' \neq v$. To show the claim, it suffices to show that $uv' \in E$.

Since $|M \setminus K| \leq |K \setminus M| \leq 2$, we have $K \setminus M = \{u, u'\}$ for some $u' \neq u$. Since $\mathfrak{w}(u) < \mathbf{lb}/2$ and $uu' \in E$, we have $\mathfrak{w}(u') \geq \mathbf{lb}/2$. Moreover since $u' \notin M$, we have $\mathfrak{w}(u') > \mathbf{ub}/2$. Let $w \in M \cap K$. If $\mathfrak{w}(w) > \mathfrak{w}(v')$, then, by Observation 2.4, we have $u'v, u'v' \in E$ since $\mathfrak{w}(v) \leq \mathfrak{w}(v') < \mathfrak{w}(w) \leq \mathfrak{w}(u')$ and $vw, v'w, uu' \in E$. This implies that $M \subseteq N(u')$, which contradicts the maximality of M . Hence, $\mathfrak{w}(w) \leq \mathfrak{w}(v')$ holds. This implies by Observation 2.4 that $uv' \in E$ as $\mathfrak{w}(u) \leq \mathfrak{w}(w) \leq \mathfrak{w}(v')$ and $uw, wv' \in E$. \square

Claim 3.9 $N(u) \cap \{x \mid \mathfrak{w}(x) > \mathbf{ub}/2\} \supseteq N(v) \cap \{x \mid \mathfrak{w}(x) > \mathbf{ub}/2\}$.

Proof (Claim 3.9) Let $w \in K \cap M$. For $z \in N(v)$ with $\mathfrak{w}(z) > \mathbf{ub}/2$, we have

$$\mathbf{lb} \leq \mathfrak{w}(u) + \mathfrak{w}(w) \leq \mathfrak{w}(u) + \mathbf{ub}/2 < \mathfrak{w}(u) + \mathfrak{w}(z) < \mathbf{lb}/2 + \mathfrak{w}(z) < \mathfrak{w}(v) + \mathfrak{w}(z) \leq \mathbf{ub},$$

and thus $z \in N(u)$ holds. \square

Claims 3.7, 3.8, and 3.9 imply that $N(v) \subseteq N(u)$. To show that $N(v) = N(u)$, suppose to the contrary that $N(v)$ is a proper subset of $N(u)$. We show that K cannot be an efficient maximum clique in this case. Let $K' = K \setminus \{u\} \cup \{v\}$. We first argue that K' is a maximum clique. To this end, it suffices to show that K' is a clique as $|K'| = |K|$. If $K \setminus M = \{u\}$, then $K' = M$ is a clique. Assume that $K \setminus M = \{u, u'\}$ for some $u' \neq u$. Since $\mathfrak{w}(u) < \mathbf{lb}/2$ and $u' \in K \setminus M$, we have $\mathfrak{w}(u') > \mathbf{ub}/2$ as before. Let $w \in K \cap M$. Then, $vw, wu' \in E$. Since $\mathfrak{w}(v) \leq \mathfrak{w}(w) \leq \mathbf{ub}/2 < \mathfrak{w}(u')$, we have $vu' \in E$ by Observation 2.4. Thus, K' is a clique. The assumption $N(v) \subsetneq N(u)$ implies that $\deg_G(v) < \deg_G(u)$, and thus,

$$\sum_{w \in K'} \deg_G(w) = \left(\sum_{w \in K} \deg_G(w) \right) - \deg_G(u) + \deg_G(v) < \sum_{w \in K} \deg_G(w).$$

This contradicts that K is efficient. Therefore, we conclude that $N(v) = N(u)$.

Now, we define a weight function $\mathbf{w}': V \rightarrow \mathbb{R}$ by setting $\mathbf{w}'(u) = \mathbf{w}(v)$, $\mathbf{w}'(v) = \mathbf{w}(u)$, and $\mathbf{w}'(x) = \mathbf{w}(x)$ for all $x \in V \setminus \{u, v\}$. Then, \mathbf{w}' , $\mathbf{1b}$, and \mathbf{ub} define G and $M' := \{w \in V \mid \mathbf{1b}/2 \leq \mathbf{w}'(w) \leq \mathbf{ub}/2\} = M \cup \{u\} \setminus \{v\}$ as $N(u) = N(v)$. This contradicts the choice of \mathbf{w} as $|M' \Delta K| < |M \Delta K|$. \square

Next, we show that the symmetry required in Lemma 3.3 follows for free when M is a clique.

Lemma 3.10 *Let $G = (V, E)$ be a connected non-bipartite graph and M be a clique of G . Then, G'_M is a permutation graph if and only if G'_M can be represented by a permutation diagram in which both orderings \prec_1 and \prec_2 are symmetric.*

Proof The if part is trivial. To prove the only-if part, we assume that G'_M is a permutation graph.

First we observe that we only need to deal with the *twin-free* case. Assume that $N_{G'_M}(u) = N_{G'_M}(v)$ (or equivalently $N_{G'_M}(\bar{u}) = N_{G'_M}(\bar{v})$) for some $u, v \in V$, i.e., u, v are twins in G'_M . If $G'_M - \{v, \bar{v}\}$ has a permutation diagram in which both permutation orderings \prec_1 and \prec_2 are symmetric, then we can obtain symmetric permutation orderings \prec'_1 and \prec'_2 of G'_M by inserting v right after u , and \bar{v} right before \bar{u} in both \prec_1 and \prec_2 . Thus, it suffices to show that $G'_M - \{v, \bar{v}\} = (G - v)'_{M \setminus \{v\}}$ has a permutation diagram in which both permutation orderings \prec_1 and \prec_2 are symmetric.

Observe that $G - v$ might be bipartite, but $(G - v)'_{M \setminus \{v\}}$ is still connected. Hence, we can assume in the following that no pair of vertices in G'_M have the same neighborhood and that G'_M is connected (but G might be bipartite). We also assume that $|V| \geq 2$ since otherwise the statement is trivially true.

Let \prec_1 and \prec_2 be the permutation orderings corresponding to a permutation diagram of G'_M . By Lemma 2.7, the assumption of having no twins implies that \prec_1 , \prec_2 , \prec_1^R , and \prec_2^R are all the permutation orderings of G'_M . Since G'_M is connected, we may assume that the first vertex in \prec_1 belongs to V , the last in \prec_1 belongs to $V' \setminus V$, the first in \prec_2 belongs to $V' \setminus V$, and the last vertex in \prec_2 belongs to V . Let $\langle w_1, \dots, w_{2n} \rangle$ be the ordering defined by \prec_1 .

Let $\varphi: V' \rightarrow V'$ be a map such that $\varphi(v) = \bar{v}$ and $\varphi(\bar{v}) = v$ for each $v \in V$. This map φ is an automorphism of G'_M . Thus, $\langle \varphi(w_1), \dots, \varphi(w_{2n}) \rangle$ is also a permutation ordering of G'_M . Let $\prec' = \langle \varphi(w_1), \dots, \varphi(w_{2n}) \rangle$ denote this ordering. Then,

$$\prec' \in \{\prec_1, \prec_2, \prec_1^R, \prec_2^R\}.$$

We claim that $\prec' = \prec_1^R$. First, observe that $\prec' \notin \{\prec_1, \prec_2^R\}$ as the first vertex of \prec' belongs to $V' \setminus V$ but the first vertices of \prec_1 and \prec_2^R belong to V .

Suppose to the contrary that $\prec' = \prec_2$. Then, for each $w \in V'$, the positions of w in \prec_1 and $\varphi(w)$ in \prec_2 ($= \prec'$) are the same. Thus, $w_i \prec_1 \varphi(w_i)$ implies $\varphi(w_i) \prec_2 \varphi(\varphi(w_i)) = w_i$. Hence, we have $v\bar{v} \in E(G'_M)$ for all $v \in V$, and thus $M = V$. As M is a clique, $M = V$ implies that G is a complete graph $K_{|V|}$ and that G'_M is a complete bipartite graph $K_{|V|, |V|}$. This contradicts the assumption that G'_M has no twins as $|V| \geq 2$. Therefore, we conclude that $\prec' = \prec_1^R$, and in particular that $\varphi(w_i) = w_{2n-i+1}$ for each i . This means that $w_i = v$ implies $w_{2n-i+1} = \bar{v}$ for all $v \in V$ and $i \in \{1, \dots, 2n\}$. Hence, \prec_1 is symmetric. \square

Now we can prove Theorem 3.1 restated below.

Theorem 3.1 *For a non-bipartite graph G , the following are equivalent.*

1. G is a double-threshold graph.
2. For every efficient maximum clique M of G , the graph G'_M is a bipartite permutation graph.
3. For some efficient maximum clique M of G , the graph G'_M is a bipartite permutation graph.

Proof To show that 1 \implies 2, assume that G is a non-bipartite double-threshold graph. Let M be an efficient maximum clique of G . By Lemma 3.6, there exist $\mathbf{w}: V \rightarrow \mathbb{R}$ and $\mathbf{1b}, \mathbf{ub} \in \mathbb{R}$ defining G such that $M = \{v \in V \mid \mathbf{1b}/2 \leq \mathbf{w}(v) \leq \mathbf{ub}/2\}$. Now by Lemma 3.3, G'_M is a bipartite permutation graph.

The implication 2 \implies 3 is trivial.

We now show that 3 \implies 1. Assume that for an efficient maximum clique M of a non-bipartite graph G , the graph G'_M is a bipartite permutation graph.

Let H be a non-bipartite component of G . Then, H contains an induced odd cycle of length $k \geq 3$. This means that, if H does not contain M , then G'_M contains an induced cycle of length $2k \geq 6$. However, this is a contradiction as a permutation graph cannot contain an induced cycle of length at least 5 [5]. Thus, H contains M . Also, there is no other non-bipartite component in G as it does not intersect M . Since H contains M , H'_M is a component of G'_M . By Lemma 3.10, H'_M can be represented by a permutation diagram in which both \prec_1 and \prec_2 are symmetric, and thus H is a double-threshold graph by Lemma 3.3.

Let B be a bipartite component of G (if one exists). Since B does not intersect M , G'_M contains two isomorphic copies of B as components. Since G'_M is a permutation graph, B is a permutation graph too. By Lemma 2.6, B is a double-threshold graph.

Now we know that all components of G are double-threshold graphs and exactly one of them is non-bipartite. By Lemma 2.3, G is a double-threshold graph. \square

4 Linear-time recognition algorithm

We now present a linear-time recognition algorithm for double-threshold graphs.

Theorem 4.1 *There is an $O(m+n)$ -time algorithm that accepts a given graph $G = (V, E)$ if and only if the graph is a double-threshold graph, where $n = |V|$ and $m = |E|$.*

Proof Given a graph G , we accept G if and only if

- G is a bipartite permutation graph, or
- G is a non-bipartite permutation graph and G'_M is a permutation graph, where M is an efficient maximum clique of G .

By Lemma 2.6 and Theorem 3.1, this algorithm is correct. Thus, it suffices to present a linear-time implementation of this algorithm.

We first test whether G is a permutation graph in $O(m+n)$ time [16]. If G is not a permutation graph, we can reject it by Lemma 2.5. Otherwise, we check in linear time whether G is bipartite. If so, we can accept G by Lemma 2.6.

In the remaining case, G is a non-bipartite permutation graph. Assume for now that we already have an efficient maximum clique M of G . Since $|V(G'_M)| = 2n$ and $|E(G'_M)| = 2m + |M|$, we can construct G'_M and test whether it is a permutation graph in $O(m+n)$ time. Hence, by Theorem 3.1, it suffices to show that M can be found in $O(m+n)$ time.

To find an efficient maximum clique of G , we set to each vertex $v \in V$ the weight $f(v) = n^2 - \deg_G(v)$, and then find a maximum-weight clique of G with respect to f . It is known that a transitive orientation of a permutation graph can be computed in $O(m+n)$ time [16], and then using the orientation, we can find a maximum-weight clique M in $O(m+n)$ time [6, pp. 133–134]. We show that M is an efficient maximum clique of G . Let K be an efficient maximum clique of G . Since $\sum_{v \in K} f(v) \leq \sum_{v \in M} f(v)$, we have

$$|K| \cdot n^2 - \sum_{v \in K} \deg_G(v) \leq |M| \cdot n^2 - \sum_{v \in M} \deg_G(v). \quad (5)$$

Since $0 \leq \sum_{v \in S} \deg_G(v) < n^2$ for any $S \subseteq V$, it holds that $|K| \cdot n^2 - n^2 < |M| \cdot n^2$. This implies that $|K| = |M|$ as $|K| \geq |M|$. It follows from (5) that $\sum_{v \in K} \deg_G(v) \geq \sum_{v \in M} \deg_G(v)$. Therefore, M is an efficient maximum clique. \square

5 Conclusion

We have presented a new characterization of double-threshold graphs and a linear-time recognition algorithm for them based on the characterization. For a better understanding of this graph class, it would be good to have the list of minimal forbidden induced subgraphs. We believe that our characterization will be useful for this direction as well.

Acknowledgements The authors are grateful to Robert E. Jamison and Alan P. Sprague for sharing the manuscript of their papers [11, 12]. The authors would also like to thank Martin Milanić, Gregory J. Puleo, and Vaidy Sivaraman for useful information about related papers. The authors thank the anonymous reviewers for their constructive comments that considerably improved the presentation.

References

1. Michael D. Barrus. Weakly threshold graphs. *Discrete Mathematics & Theoretical Computer Science*, 20(1), 2018. doi:10.23638/DMTCS-20-1-15.
2. Richard Behr, Vaidy Sivaraman, and Thomas Zaslavsky. Mock threshold graphs. *Discrete Mathematics*, 341(8):2159–2178, 2018. doi:10.1016/j.disc.2018.04.023.
3. Claude Benzaken, Peter L. Hammer, and Dominique de Werra. Threshold characterization of graphs with dilworth number two. *Journal of Graph Theory*, 9(2):245–267, 1985. doi:10.1002/jgt.3190090207.
4. Tiziana Calamoneri and Blerina Sinimeri. Pairwise compatibility graphs: A survey. *SIAM Review*, 58(3):445–460, 2016. doi:10.1137/140978053.
5. Tibor Gallai. Transitiv orientierbare graphen. *Acta Mathematica Academiae Scientiarum Hungaricae*, 18(1-2):25–66, 1967. doi:10.1007/bf02020961.
6. Martin Charles Golumbic. *Algorithmic Graph Theory and Perfect Graphs*. North Holland, second edition, 2004.
7. Peter Hamburger, Ross M. McConnell, Attila Pór, Jeremy P. Spinrad, and Zhisheng Xu. Double threshold digraphs. In *MFCS 2018*, volume 117 of *LIPICs*, pages 69:1–69:12, 2018. doi:10.4230/LIPICs.MFCS.2018.69.

8. Peter L. Hammer and Nadimpalli V. R. Mahadev. Bithreshold graphs. *SIAM J. Algebraic Discrete Methods*, 6(3):497–506, 1985. doi:10.1137/0606049.
9. Pinar Heggernes, Pim van 't Hof, Daniel Meister, and Yngve Villanger. Induced subgraph isomorphism on proper interval and bipartite permutation graphs. *Theor. Comput. Sci.*, 562:252–269, 2015. doi:10.1016/j.tcs.2014.10.002.
10. Pavol Hell and Jing Huang. Interval bigraphs and circular arc graphs. *Journal of Graph Theory*, 46(4):313–327, 2004. doi:10.1002/jgt.20006.
11. Robert E. Jamison and Alan P. Sprague. Double-threshold permutation graphs. *Journal of Algebraic Combinatorics*. In press. doi:10.1007/s10801-021-01029-7.
12. Robert E. Jamison and Alan P. Sprague. Multithreshold graphs. *Journal of Graph Theory*, 94(4):518–530, 2020. doi:10.1002/jgt.22541.
13. Paul E. Kearney, J. Ian Munro, and Derek Phillips. Efficient generation of uniform samples from phylogenetic trees. In *WABI 2003*, volume 2812 of *Lecture Notes in Computer Science*, pages 177–189. Springer, 2003. doi:10.1007/978-3-540-39763-2_14.
14. Tze-Heng Ma. On the threshold dimension 2 graphs. Technical report, Institute of Information Science, Nankang, Taipei, Taiwan, 1993.
15. Nadimpalli V. R. Mahadev and Uri N. Peled. *Threshold Graphs and Related Topics*. North Holland, 1995.
16. Ross M. McConnell and Jeremy P. Spinrad. Modular decomposition and transitive orientation. *Discrete Mathematics*, 201(1-3):189–241, 1999. doi:10.1016/S0012-365X(98)00319-7.
17. Clyde L. Monma, Bruce A. Reed, and William T. Trotter. Threshold tolerance graphs. *Journal of Graph Theory*, 12(3):343–362, 1988. doi:10.1002/jgt.3190120307.
18. Gregory J. Puleo. Some results on multithreshold graphs. *Graphs Comb.*, 36(3):913–919, 2020. doi:10.1007/s00373-020-02168-7.
19. Thomas Raschle and Klaus Simon. Recognition of graphs with threshold dimension two. In *STOC 1995*, pages 650–661. ACM, 1995. doi:10.1145/225058.225283.
20. Vida Ravanmehr, Gregory J. Puleo, Sadegh Bolouki, and Olgica Milenkovic. Paired threshold graphs. *Discrete Applied Mathematics*, 250:291–308, 2018. doi:10.1016/j.dam.2018.05.008.
21. Malay K. Sen and Barun K. Sanyal. Indifference digraphs: A generalization of indifference graphs and semiorders. *SIAM J. Discrete Math.*, 7(2):157–165, 1994. doi:10.1137/S0895480190177145.
22. Jeremy P. Spinrad, Andreas Brandstädt, and Lorna Stewart. Bipartite permutation graphs. *Discrete Applied Mathematics*, 18(3):279–292, 1987. doi:10.1016/S0166-218X(87)80003-3.
23. Alan P. Sprague. Recognition of bipartite permutation graphs. *Congr. Num.*, 112:151–161, 1995.
24. Andrea Sterbini and Thomas Raschle. An $O(n^3)$ time algorithm for recognizing threshold dimension 2 graphs. *Inf. Process. Lett.*, 67(5):255–259, 1998. doi:10.1016/S0020-0190(98)00112-4.
25. Douglas B. West. Short proofs for interval digraphs. *Discrete Mathematics*, 178(1-3):287–292, 1998. doi:10.1016/S0012-365X(97)81840-7.
26. Mingyu Xiao and Hiroshi Nagamochi. Characterizing star-PCGs. *Algorithmica*, 82(10):3066–3090, 2020. doi:10.1007/s00453-020-00712-8.
27. Jing-Ho Yan, Jer-Jeong Chen, and Gerard J. Chang. Quasi-threshold graphs. *Discrete Applied Mathematics*, 69(3):247–255, 1996. doi:10.1016/0166-218X(96)00094-7.