
Hybrid Probabilistic Inference with Logical Constraints: Tractability and Message-Passing

Zhe Zeng*

CS Department, StarAI Lab
University of California, LA

Fanqi Yan*

AMSS
Chinese Academy of Sciences

Paolo Morettin*

DISI
University of Trento, Italy

Antonio Vergari

CS Department, StarAI Lab
University of California, LA

Guy Van den Broeck

CS Department, StarAI Lab
University of California, LA

Abstract

Weighted model integration (WMI) is a very appealing framework for probabilistic inference: it allows to express the complex dependencies of real-world hybrid scenarios where variables are heterogeneous in nature (both continuous and discrete) via the language of Satisfiability Modulo Theories (SMT); as well as computing probabilistic queries with arbitrarily complex logical constraints. Recent work has shown WMI inference to be reducible to a model integration (MI) problem, under some assumptions, thus effectively allowing hybrid probabilistic reasoning by volume computations. In this paper, we introduce a novel formulation of MI via a message passing scheme that allows to efficiently compute the marginal densities and statistical moments of all the variables in linear time. As such, we are able to amortize inference for arbitrarily rich MI queries when they conform to the problem structure, here represented as the primal graph associated to the SMT formula. Furthermore, we theoretically trace the tractability boundaries of exact MI. Indeed, we prove that in terms of the structural requirements on the primal graph that make our MI algorithm tractable – bounding its diameter and treewidth – the bounds are not only sufficient, but necessary for tractable inference via MI.

1 Introduction

In many real-world scenarios, performing probabilistic inference requires reasoning over domains with arbitrarily complex logical constraints while dealing with variables that are heterogeneous in nature, i.e., both continuous and discrete. Consider for instance an autonomous agent such as a self-driving vehicle. It would have to model continuous variables like the speed and position of other vehicles, which are constrained by geometry of vehicles and roads and the laws of physics. It should also be able to reason over discrete attributes like color of traffic lights and the number of pedestrians.

These scenarios are beyond the reach of probabilistic models like variational autoencoders [18] and generative adversarial networks [16], whose inference capabilities, despite their recent success, are severely limited. Classical probabilistic graphical models [21], while providing more flexible inference routines, are generally incapacitated when dealing with continuous and discrete variables at once [29], or make simplistic [17, 22] or overly strong assumptions about their parametric forms [30].

Weighted Model Integration (WMI) [3, 25] is a recently introduced framework for probabilistic inference that offers all the aforementioned “ingredients” needed for hybrid probabilistic reasoning

*Authors contributed equally.

with logical constraints, *by design*. First, WMI leverages the expressive representation language of Satisfiability Modulo Theories (SMT) [2] for describing both a problem (theory) over continuous and discrete variables, and arbitrarily complex logical formulas to query it. Second, analogously to how Weighted Model Counting (WMC) [7] enables state-of-the-art probabilistic inference over discrete variables, probabilistic inference over hybrid domains can be carried in a principled way by WMI. Indeed, parameterizing a WMI problem by the choice of some simple weight functions (e.g., per-literal polynomials) [4] induces a valid probability distribution over the models of the formula.

These appealing properties motivated several recent works on WMI [25, 26, 19, 32], pushing the boundaries of state-of-the-art solvers over SMT formulas. Recently, a polytime reduction of WMI problems to unweighted Model Integration (MI) problems over real variables has been proposed [31], opening a new perspective on building such algorithms. Solving an MI problem effectively reduces probabilistic reasoning to computing volumes over constrained regions. In fact, as we will prove in this paper, computing MI is inherently hard, whenever the problem structure, here represented by the primal graph associated to the SMT formula, does not abide by some requirements.

The contribution we make in this work are twofold: we propose an efficient algorithm for exact MI inference and we theoretically trace the requirements for tractable exact MI inference. First, we devise a novel inference scheme for MI via *message passing* which is able to compute all the variable marginal densities as well as statistical moments at once. As such, we are able to amortize inference *inter-queries* for arbitrarily rich univariate and bivariate MI queries when they conform to the formula structure, thus going beyond all current exact WMI solvers. Second, we prove that performing MI is #P-hard unless the primal graph of the associated SMT formula is a tree and has a balanced diameter.

The paper is organized as follows. We start by reviewing the necessary WMI and SMT background. Then, we introduce MI while presenting our message passing scheme in the following section. Next, we present theoretical results on the hardness of MI, after which we perform experiments.

2 Background

Notation. We use uppercase letters for random variables, e.g., X, B , and lowercase letters for their assignments e.g., x, b . Bold uppercase letters denote sets of variables, e.g., \mathbf{X}, \mathbf{B} , and their lowercase version their assignments, e.g., \mathbf{x}, \mathbf{b} . We denote with capital greek letters, e.g., Λ, Φ, Δ , (quantifier free) logical formulas and literals (i.e., atomic formulas or their negation) with lowercase ones, e.g., ℓ, ϕ, δ . We denote satisfaction of a formula Φ by one assignment \mathbf{x} by $\mathbf{x} \models \Phi$ and we use Iverson brackets for the corresponding indicator function, e.g., $\llbracket \mathbf{x} \models \Phi \rrbracket$.

Satisfiability Modulo Theories (SMT). SMT [1] generalizes the well-known SAT problem [6] to determining the satisfiability of a logical formula w.r.t. a decidable background theory. Rich mixed logical/algebraic constraints can be expressed in SMT for hybrid domains. In particular, we consider quantifier-free SMT formulas in the theory of linear arithmetic over the reals, or $\text{SMT}(\mathcal{LRA})$. Here, formulas are Boolean combinations of atomic propositions (e.g., α, β), and of atomic \mathcal{LRA} formulas over real variables (e.g., $\ell : X_i < X_j + 5$), for which satisfaction is defined in an obvious way. W.l.o.g. we assume SMT formulas to be in conjunctive normal form (CNF) (see Figure 4 for some examples).

In order to characterize the dependency structure of an $\text{SMT}(\mathcal{LRA})$ formula as well as the hardness of inference, we define the *primal graph* [13] of an $\text{SMT}(\mathcal{LRA})$ formula. We denote the *primal graph* [13] of an $\text{SMT}(\mathcal{LRA})$ formula Δ in CNF by \mathcal{G}_Δ , as the undirected graph whose vertices are all the variables in Δ and whose edges connect any two variables that appear together in at least one clause in Δ . In the next sections, we will extensively refer to the *diameter* and *treewidth* of a primal graph which are defined as usual for undirected graphs [21]. Recall that trees have treewidth one.

Weighted Model Integration (WMI). Weighted Model Integration (WMI) [3, 25] provides a framework for probabilistic inference over models defined over the logical constraints given by $\text{SMT}(\mathcal{LRA})$ formulas. Formally, let \mathbf{X} be a set of continuous random variables defined over \mathbb{R} , and \mathbf{B} a set of Boolean random variables defined over $\mathbb{B} = \{\top, \perp\}$. Given an SMT formula Δ over (subsets of) \mathbf{X} and \mathbf{B} , a *weight function* $w : (\mathbf{x}, \mathbf{b}) \mapsto \mathbb{R}^+$, the task of computing the WMI over formula Δ , w.r.t. weight function w , and variables \mathbf{X} and \mathbf{B} is defined as:

$$\text{WMI}(\Delta, w; \mathbf{X}, \mathbf{B}) \triangleq \sum_{\mathbf{b} \in \mathbb{B}^{\|\mathbf{B}\|}} \int_{\Delta(\mathbf{x}, \mathbf{b})} w(\mathbf{x}, \mathbf{b}) d\mathbf{x}. \quad (1)$$

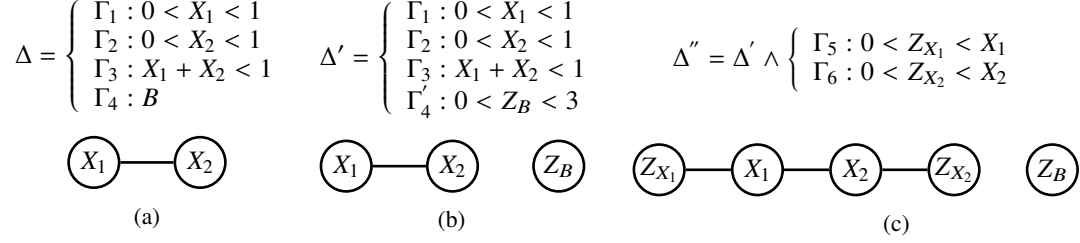


Figure 1: **From WMI to MI, passing by $\text{WMI}_{\mathbb{R}}$.** An example of a WMI problem with an $\text{SMT}(\mathcal{LR}\mathcal{A})$ CNF formula Δ over real variables \mathbf{X} and Boolean variables B and corresponding primal graph \mathcal{G}_{Δ} in (a). Their reductions to Δ' and $\mathcal{G}_{\Delta'}$ as an $\text{WMI}_{\mathbb{R}}$ problem in (b). The equivalent MI problem with formula Δ'' and primal graph $\mathcal{G}_{\Delta''}$ over only real variables $\mathbf{X}'' = \mathbf{X} \cup \{Z_B, Z_{X_1}, Z_{X_2}\}$ after the introduction of auxiliary variables Z_B, Z_{X_1}, Z_{X_2} . Note that \mathcal{G}_{Δ} and $\mathcal{G}_{\Delta''}$ has the same treewidth one.

that is, summing over all possible Boolean assignments $\mathbf{b} \in \mathbb{B}^{|\mathbf{B}|}$ while integrating over those assignments of \mathbf{X} such that the evaluation of the formula $\Delta(\mathbf{x}, \mathbf{b})$ is SAT. Intuitively, $\text{WMI}(\Delta, w; \mathbf{X}, \mathbf{B})$ equals the partition function of the unnormalized probability distribution induced by weight w on formula Δ when we restrict ourselves to variables in \mathbf{X} and \mathbf{B} . As such, the weight function w acts as an unnormalized probability density while the formula Δ represents logical constraints defining its support. In the following, we will adopt the shorthand $\text{WMI}(\Delta, w)$ for computing the WMI of all the variables in Δ . More generally, the choice of the weight function w can be guided by some domain-specific knowledge or efficiency reasons. We follow the common assumption that the weight function w factorizes over the literals ℓ in Δ that are satisfied by one joint assignment (\mathbf{x}, \mathbf{b}) , i.e., $w(\mathbf{x}, \mathbf{b}) = \prod_{\ell: (\mathbf{x}, \mathbf{b}) \models \ell} w_{\ell}(\mathbf{x}, \mathbf{b})$. Moreover, we adopt *polynomial functions* [3, 4, 25] for the per-literal weight w_{ℓ} . Note that this induces a global *piecewise polynomial* parametric form for weight w , where each piece is defined as the polynomial associated to a region induced by the truth assignments to formula Δ [25]. Furthermore, univariate piecewise polynomials can be integrated efficiently over given bounds [11]. We will show in detail how this interpretation allows for flexible and expressive probabilistic reasoning over logical constraints, after reducing WMI problems to an unweighted one. Figure 4a shows an example WMI problem over formula Δ on variables $\mathbf{X} = \{X_1, X_2\}$, $\mathbf{B} = \{B\}$. There, assuming per-literal weights $w_B(X_1, X_2, B) = 3$, $w_{\Gamma_3}(X_1, X_2, B) = X_1 X_2$ and $w_{\ell}(X_1, X_2, B) = 1$ for each other literal ℓ , the WMI is:

$$\text{WMI}(\Delta, w; \mathbf{X}, B) = 3 \int_0^1 dx_1 \int_0^{1-x_1} x_1 x_2 dx_2. \quad (2)$$

3 Model Integration is all you need

Recently, Zeng and Van den Broeck (2019), showed that a WMI problem can be reduced in poly-time to an Model Integration (MI) problem over continuous variables only. This reduction is appealing because it allows to perform hybrid probabilistic reasoning with logical constraints in terms of volume computations over polytopes, a well-studied problem for which efficient solvers exist [11].

Additionally, without weight functions, all the complexity of the problem is encoded into its logical structure. Thus, a theoretical analysis of the problem would require only reasoning about its structural properties. Therefore, we embrace this “*MI is all you need*” perspective to trace the theoretical bounds under which MI – and hence WMI – is tractable. We will do this by looking at the primal graph associated to the CNF $\text{SMT}(\mathcal{LR}\mathcal{A})$ formula from the MI reduction. Before that, we formalize the MI tasks and briefly show how to reduce from WMI to MI.

Given a set \mathbf{X} of continuous random variables over \mathbb{R} , and an $\text{SMT}(\mathcal{LR}\mathcal{A})$ formula $\Delta = \bigwedge_i \Gamma_i$ over \mathbf{X} , the task of MI over formula Δ , w.r.t. variables \mathbf{X} is defined as computing the following integral [31]:

$$\text{MI}(\Delta; \mathbf{X}) \triangleq \int_{\mathbf{x} \models \Delta} 1 d\mathbf{x} = \int_{\mathbb{R}^{|\mathbf{X}|}} \mathbb{I}[\mathbf{x} \models \Delta] d\mathbf{x} = \int_{\mathbb{R}^{|\mathbf{X}|}} \prod_{\Gamma \in \Delta} \mathbb{I}[\mathbf{x} \models \Gamma] d\mathbf{x}. \quad (3)$$

The first equality can be seen as computing the volume of the constrained regions defined by formula Δ , and the last one is obtained by making the “pieces” associated to each clause $\Gamma \in \Delta$ explicit. Again, in the following we will use the shorthand $\text{MI}(\Delta)$ when integrating over all variables in formula Δ .

Since we are operating in $\text{SMT}(\mathcal{LR}\mathcal{A})$ and on continuous variables only, we can represent the MI problem as the integration over a univariate piecewise polynomial f_r over an arbitrary variable $X_r \in \mathbf{X}$ where the pieces of f_r can be represented as the collection I of intervals of the form $[l, u]$:

$$\text{MI}(\Delta) = \int_{\mathbb{R}} f_r(x_r) dx_r = \sum_{[l,u] \in I} \int_l^u f_{l,u}(x_r) dx_r. \quad (4)$$

In a general way, we can always define a univariate piecewise polynomial f_i as a function of the MI over the remaining variables in a recursive way as follow:

$$f_i(x_i) := \int_{\mathbb{R}} \llbracket x_i, x_{i+1} \models \tilde{\Delta}_i \rrbracket \cdot f_{i+1}(x_{i+1}) dx_{i+1}, \quad i \in [1, n-1] \quad f_n(x_n) := \llbracket x_n \models \tilde{\Delta}_n \rrbracket$$

where the formula $\tilde{\Delta}_i := \exists \mathbf{x}_{1:i-1}. \Delta$ is defined by the forgetting operation [23]. Informally, it means that we condition formula Δ on literals mentioning these variables being true. From a syntactic point of view, forgetting a variable just removes the clauses that mention the variable from the formula.

From WMI to MI. We now briefly review the poly-time reduction of a WMI problem to an MI one. We refer the readers to [31] for a detailed exposition. First, w.l.o.g., a WMI problem on continuous and Boolean variables of the form $\text{WMI}(\Delta, w; \mathbf{X}, \mathbf{B})$ can always be reduced to new WMI problem $\text{WMI}_{\mathbb{R}}(\Delta', w'; \mathbf{X}')$ on continuous variables only. To do so, we substitute the Boolean variables \mathbf{B} in formula Δ with fresh continuous variables in \mathbf{X}' and replace each Boolean atom and its negation in formula Δ by two exclusive $\mathcal{LR}\mathcal{A}$ atoms over the new real variables in formula Δ' , thus distilling a new weight function w accordingly. Note that the primal graph of formula Δ' retains its treewidth, e.g., if primal graph \mathcal{G}_{Δ} is a tree so it is for graph $\mathcal{G}_{\Delta'}$. One example of such a reduction is shown in Figure 4b, where a free real variable Z_B is introduced to replace Boolean variable B . There, the $\text{WMI}_{\mathbb{R}}$ problem, equivalent to the WMI one in Equation 9, can be computed as:

$$\text{WMI}(\Delta', w)_{\mathbb{R}} = \int_0^3 dz_B \int_0^{1-x_1} dx_1 \int_0^{1-x_1} x_1 x_2 dx_2. \quad (5)$$

Furthermore, $\text{WMI}_{\mathbb{R}}$ with polynomial weights w' have equivalent MI problems $\text{WMI}_{\mathbb{R}}(\Delta', w'; \mathbf{X}') = \text{MI}(\Delta''; \mathbf{X}'')$, with \mathbf{X}'' containing auxiliary continuous variables whose extrema of integration are chosen such that their integration is precisely the value of weights w' . In the case of monomial weights, the treewidth of $\mathcal{G}_{\Delta''}$ will not increase w.r.t. $\mathcal{G}_{\Delta'}$. This is not guaranteed for generic polynomial weights.

Again, Figure 4c illustrates this additional reduction in our running example. There, additional real variables Z_{X_1} and Z_{X_2} are added to formula Δ'' in substitution of the monomial weight attached to literal Γ_3 . Therefore, the same result as Equation 9 and Equation 10 can be obtained as

$$\text{MI}(\Delta') = \int_0^3 dz_B \int_0^1 dx_1 \int_0^1 dx_2 \int_0^{x_1} dz_{x_1} \int_0^{x_2} 1 dz_{x_2} = \int_0^1 dx_1 \int_0^1 x_1 x_2 dx_2.$$

Hybrid inference via MI. Before moving to our message passing scheme to perform probabilistic inference over hybrid domains via MI, we review the kind of probabilistic queries one might want to compute ². Analogously to $\text{WMI}(\Delta, w)$, $\text{MI}(\Delta)$ computes the partition function of the induced unnormalized distribution over the models of formula Δ . Therefore, it is possible to compute the (now normalized) probability of any logical *query* Φ expressible as an $\text{SMT}(\mathcal{LR}\mathcal{A})$ formula involving arbitrarily complex logical and numerical constraints over \mathbf{X} as the ratio $\text{Pr}_{\Delta}(\Phi) = \text{MI}(\Delta \wedge \Phi) / \text{MI}(\Delta)$. In the next section, we will show how to compute the probabilities of a collection of arbitrarily rich queries $\{\Phi_t\}_t$ in a single message-passing evaluation if all Φ_t are univariate formulas, i.e., contain only one variable $X_i \in \mathbf{X}$, or bivariate ones conforming to graph \mathcal{G}_{Δ} , i.e., Φ_t contains only $X_i, X_j \in \mathbf{X}$ and they are connected by at least one edge in \mathcal{G}_{Δ} . Moreover, one might want to statistically reason about the marginal distribution of the variables in \mathbf{X} , i.e., $p_{\Delta}(x_i)$ which is defined as:

$$p_{\Delta}(x_i) \triangleq \frac{1}{\text{MI}(\Delta)} f_i(x_i) = \frac{1}{\text{MI}(\Delta)} \int_{\mathbb{R}^{|\mathbf{X}|-1}} \llbracket \mathbf{x} \models \Delta \rrbracket d\mathbf{x} \setminus \{x_i\}. \quad (6)$$

²Note that equivalent queries can be defined for WMI and $\text{WMI}_{\mathbb{R}}$ problem formulations.

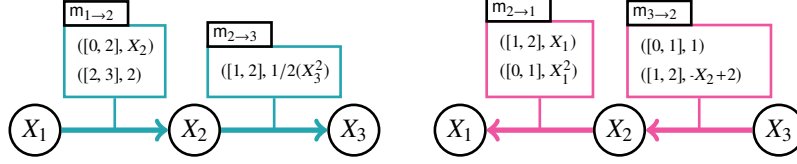


Figure 2: **An example of a run of MP-MI.** Upward (blue) and downward (pink) messages are shown as piecewise polynomials in boxes for a tree primal graph rooted at X_3 . The final belief for X_2 can then be computed as the piecewise polynomial $\mathbf{b}_2 = \mathbf{m}_{1 \rightarrow 2} \cdot \mathbf{m}_{3 \rightarrow 2} = \{([0, 1], X_2), ([1, 2], -X_2^2 + 2X_2)\}$.

4 Message Passing MI

Even though numerical integration is a consolidated field, deriving an equivalent message passing scheme for MI to what belief propagation is for the discrete case [27] poses unique and considerable challenges. First, by allowing arbitrarily complex logical constraints (e.g., disjunctions), one might have to integrate over multiple feasible regions, i.e., polytopes [25]. Additionally, differently from discrete domains, in real or hybrid domains one generally does not have a universal and compact representation for factors involving variables [21]. And when this is available, e.g. in the case of Gaussians, the corresponding density model might not be a universal approximator for arbitrary densities or it might not allow for efficient integration over arbitrary constraints. In fact, exact integration is limited to exponentiated polynomials of bounded degree (usually, two).

We overcome these issues by exploiting the interpretation of MI as integration over univariate piecewise polynomials (cf. previous section). Piecewise polynomials are universal and compact representations that are closed under multiplication, addition, marginalization and conditioning on evidence. This will allow us to distill a message passing scheme where both messages and beliefs are still in the univariate piecewise polynomial family.

When operating on primal graphs that are trees, our MI via message passing will be exact. The belief update is done in a upward-and-downward manner and by performing it one can directly obtain the marginals for each node – the same nice property as its only-discrete and only-continuous counterparts [21, 27]. Besides doing model integration, the stored beliefs will allow us to amortize computations for multiple queries on $\text{SMT}(\mathcal{LR}\mathcal{A})$ formulas, at inference time.

General propagation scheme. Let Δ be an $\text{SMT}(\mathcal{LR}\mathcal{A})$ formula and \mathcal{G}_Δ its tree primal graph, rooted at node r corresponding to variable $X_r \in \mathbf{X}$. This can always be done by choosing an arbitrary node r as root and then orienting all edges away from node r . The propagation scheme comprises exchanging messages between nodes in \mathcal{G}_Δ in two phases: an *upward pass* and a *downward* one. First we send messages up from the leaves to the root (upward pass) such that each node has all information from its children and then we incorporate messages from above down to the leaves (downward pass) such that each node also has information from its parent node.

Let \mathcal{V} be the set of indexes of variables \mathbf{X} in formula Δ and let \mathcal{E} be the set of edges $i - j$ in \mathcal{G}_Δ connecting variables X_i and X_j . Then the formula can be rewritten as $\Delta = \bigwedge_{i \in \mathcal{V}} \Delta_i \wedge \bigwedge_{(i,j) \in \mathcal{E}} \Delta_{i,j}$, with Δ_i being CNF $\text{SMT}(\mathcal{LR}\mathcal{A})$ formulas involving only variable X_i and, analogously, $\Delta_{i,j}$ CNF $\text{SMT}(\mathcal{LR}\mathcal{A})$ formulas involving only variables X_i and X_j .

Messages. The message sent from a node i (corresponding to variable $X_i \in \mathbf{X}$) in primal graph \mathcal{G}_Δ to one of its neighbor node $j \in \text{neigh}(i)$ can be computed recursively as follows,

$$\mathbf{m}_{i \rightarrow j}(x_j) = \int_{\mathbb{R}} \mathbb{I}[x_i, x_j \models \Delta_{i,j}] \mathbb{I}[x_i \models \Delta_i] \times \prod_{c \in \text{neigh}(i) \setminus \{j\}} \mathbf{m}_{c \rightarrow i}(x_i) dx_i \quad (7)$$

Notice that even though the integration is defined over the whole real domain, the $\mathcal{LR}\mathcal{A}$ logical constraints in formulas $\Delta_{i,j}$ and Δ_i would give integration bounds that are linear in the variables. This guarantees that our messages will be univariate piecewise polynomials, as we will prove next.

Beliefs. Let $\text{ch}(i)$ be the set of children nodes for node i . We denote the belief in upward pass at node i by \mathbf{b}_i^+ and its final belief (after the downward pass) by \mathbf{b}_i respectively as follows.

$$\mathbf{b}_i^+(x_i) = \prod_{c \in \text{ch}(i)} \mathbf{m}_{c \rightarrow i}(x_i), \quad \mathbf{b}_i(x_i) = \prod_{c \in \text{neigh}(i)} \mathbf{m}_{c \rightarrow i}(x_i) \quad (8)$$

Algorithm 1 MP-MI(Δ) – Message Passing Model Integration

```

1:  $\mathbf{V}_{\text{up}} \leftarrow$  sort nodes in  $\mathcal{G}_\Delta$ , children before parents
2: for each  $X_i \in \mathbf{V}_{\text{up}}$  do send-message( $X_i, X_{\text{parent}(X_i)}$ ) end ▷ upward pass
3:  $\mathbf{V}_{\text{down}} \leftarrow$  sort nodes in  $\mathcal{G}_\Delta$ , parents before children
4: for each  $X_i \in \mathbf{V}_{\text{down}}$  do ▷ downward pass
5:   for each  $X_c \in \text{ch}(X_i)$  do send-message( $X_i, X_c$ ) end
6: Return  $\{\mathbf{b}_i\}_{i: X_i \in \mathcal{G}_\Delta}$ 
send-message( $X_i, X_j$ )
1:  $\mathbf{b}_i \leftarrow$  compute-beliefs ▷ cf. Equation 8
2:  $P \leftarrow$  critical-points( $\mathbf{b}_i, \Delta_i, \Delta_{i,j}$ ),  $I \leftarrow$  intervals-from-points( $P$ ) ▷ cf. SMI in [31]
3: for interval  $[l, u] \in I$  consistent with formula  $\Delta$  do
4:    $\langle l_s, u_s, f \rangle \leftarrow$  symbolic-bounds( $\mathbf{b}_i, [l, u], \Delta_{i,j}$ )
5:    $f' \leftarrow \int_{l_s}^{u_s} f(x_i) dx_i$ ,  $\mathbf{m}_{i \rightarrow j} \leftarrow \mathbf{m}_{i \rightarrow j} \cup \langle l, u, f' \rangle$ 
6: Return  $\mathbf{m}_{i \rightarrow j}$ 

```

Proposition 1. *Let Δ be an $\text{SMT}(\mathcal{LR}\mathcal{A})$ formula with tree primal graph, then the messages as defined in Equation 7 and beliefs as defined in Equation 8 are univariate piecewise polynomials.*

Remark. The multiplication of two piecewise polynomial functions $f_1(x)$ and $f_2(x)$ is defined as a piecewise polynomial function $f(x)$ whose domain is the intersection of the domains of these two functions and for each x in its domain, the value is defined as $f(x) := f_1(x) \cdot f_2(x)$.

In the *upward pass* of our belief propagation scheme, each node i collects messages from its children. Once this is done, the node computes its upward pass belief by aggregating messages from its children – i.e., multiplying piecewise polynomial messages – and then sends a message to its parent. This process continues this way up the tree until we are able to compute the belief at the root r . In the *downward pass*, each node i collects a message from its parent node and then sends messages to each of its children. Figure 2 shows an example of these two passes and Algorithm 1 summarizes the whole process, which we name MP-MI. There, two functions *critical-points* and *symbolic-bounds* are subroutines used to compute the numeric and symbolic bounds of integration for our pieces of univariate polynomials. Both can be efficiently implemented, see [31] for details. Concerning the actual integration of the polynomial pieces, this can be done efficiently symbolically, a task supported by many scientific computing packages.

When the message passing process is finished, each node in graph \mathcal{G}_Δ is able to compute its belief as defined in Equation 8. The next Proposition shows that this belief is indeed the unnormalized marginal encoded as a piecewise polynomial and whose integration is $\text{MI}(\Delta)$.

Proposition 2. *Let Δ be an $\text{SMT}(\mathcal{LR}\mathcal{A})$ formula with tree primal graph, then the downward pass belief \mathbf{b}_i of node i is the unnormalized marginal $p_i(x_i)$ of variable $X_i \in \mathbf{X}$. Moreover, the MI of formula Δ can be obtained by $\text{MI}(\Delta) = \int_{\mathbb{R}} \llbracket x_i \models \Delta_i \rrbracket \cdot \mathbf{b}_i(x_i) dx_i$.*

Amortizing Queries. Given a $\text{SMT}(\mathcal{LR}\mathcal{A})$ formula Δ , in the next Propositions, we show that we can leverage beliefs and messages computed by MP-MI to speed up (amortize) inference time over multiple queries on formula Δ . More specifically, when given queries that conform to the structure of formula Δ , i.e. queries on a node variable or queries over variables that are connected by an edge in graph \mathcal{G}_Δ , we can reuse the local information encoded in beliefs. Recall from section 3 that we can compute the probability of a logical query as a ratio of two MI computations. Furthermore, we can reason about all marginal distributions by computing their moments efficiently. Moments and expectations can be pivotal in several scenarios, like inference and learning.

Proposition 3. *Let Δ be an $\text{SMT}(\mathcal{LR}\mathcal{A})$ formula with tree primal graph, and let Φ be an $\text{SMT}(\mathcal{LR}\mathcal{A})$ query over variable $X_i \in \mathbf{X}$. It holds that $\text{MI}(\Delta \wedge \Phi) = \int_{\mathbb{R}} \llbracket x_i \models \Phi \rrbracket \llbracket x_i \models \Delta_i \rrbracket \mathbf{b}_i(x_i) dx_i$.*

Proposition 4. *Let Δ be an $\text{SMT}(\mathcal{LR}\mathcal{A})$ formula and let Φ be an $\text{SMT}(\mathcal{LR}\mathcal{A})$ query over $X_i, X_j \in \mathbf{X}$ that are connected in tree primal graph \mathcal{G}_Δ . The updated message from node j to node i is as follows.*

$$\mathbf{m}_{j \rightarrow i}^*(x_i) = \int_{\mathbb{R}} \mathbf{b}_j(x_j) / \mathbf{m}_{i \rightarrow j}(x_j) \times \llbracket x_i, x_j \models \Delta_{i,j} \wedge \Phi \rrbracket \llbracket x_j \models \Delta_j \rrbracket dx_j$$

It holds that $\text{MI}(\Delta \wedge \Phi) = \int_{\mathbb{R}} \llbracket x_i \models \Delta_i \rrbracket \cdot \mathbf{b}_i^(x_i) dx_i$ with \mathbf{b}_i^* obtained from the updated message $\mathbf{m}_{j \rightarrow i}^*$.*

Proposition 5. *Let Δ be an $\text{SMT}(\mathcal{LR}\mathcal{A})$ formula with tree primal graph, then the k -th moment of variable $X_i \in \mathbf{X}$ can be obtained by $\mathbb{E}[X_i^k] = \frac{1}{\text{MI}(\Delta)} \int_{\mathbb{R}} \llbracket x_i \models \Delta_i \rrbracket \times x_i^k \mathbf{b}_i(x_i) dx_i$.*

Pre-computing beliefs and messages can dramatically speed up inference by amortization, as we will show in our experiments. This is especially important when the primal graphs have large diameter. In fact, even when the formula Δ has a tree-shaped primal graph, computing MI might still be hard.

Complexity of MP-MI. Notice that when choosing the same node as root, the *upward pass* of MP-MI essentially corresponds to the SMI algorithm in Zeng and Van den Broeck when symbolic integration is applied. While SMI can only compute the unnormalized marginal of the root node, MP-MI can obtain all unnormalized marginals for all nodes. Therefore, the complexity of MP-MI is linear in the complexity of one run of SMI. Consequently, based on the analysis in Zeng and Van den Broeck, also MP-MI is potentially exponential in the diameter of \mathcal{G}_Δ . While one might think that MP-MI should have polynomial complexity as belief propagation is polynomial for discrete domain with tree primal graphs, performing inference over hybrid or continuous domains with logical constraints given by $\text{SMT}(\mathcal{LR}\mathcal{A})$ theory is inherently more difficult. We will give rigorous proofs in the next section showing that the increase in complexity from discrete domains to continuous domains is not simply a matter of our inability to find good algorithms but inherent hardness of the problem.

5 On the inherent hardness of MI

For discrete probabilistic graphical models such as Bayesian Networks, the class of models with tree structures are the simplest ones over which the message passing can be done in polynomial time. However, even for the MI problems whose $\text{SMT}(\mathcal{LR}\mathcal{A})$ formulas have tree-shaped primal graphs, the complexity of our proposed message passing scheme could still be exponential when the primal graphs are unbalanced trees with high diameters. This also happens to the search-based exact MI solver proposed in Zeng and Van den Broeck, where the solver is able to compute MI on $\text{SMT}(\mathcal{LR}\mathcal{A})$ formulas with tree-shaped primal graphs but it is efficient only for primal graphs being balanced trees, i.e. trees with diameters at most in log scale w.r.t. the number of nodes. In this section, our theoretic analysis on complexity of inference will reveal that the difficulty comes from the inherent hardness of MI problems. It turns out that the balanced-tree-shaped requirement is not only a sufficient condition for efficiency, but also it is a necessary condition for tractable MI problem class in terms of the two structural requests, i.e. diameter and treewidth.

First we prove that for $\text{SMT}(\mathcal{LR}\mathcal{A})$ formulas whose primal graphs are highly unbalanced trees, e.g., paths, doing MI on them is hard. This is surprising since for its discrete counterpart, the complexity of model counting problem is exponential in the treewidth but not in the diameter.

Theorem 6. *Computing $\text{MI}(\Delta)$ of an $\text{SMT}(\mathcal{LR}\mathcal{A})$ formula Δ whose primal graph is a tree with diameter $O(n)$ is $\#P$ -hard, with n being the number of variables.*

Sketch of proof. The proof is done by reducing a $\#P$ -complete variant of the subset sum problem [14] to an MI problem on an $\text{SMT}(\mathcal{LR}\mathcal{A})$ formula Δ whose tree primal graph has diameter $O(n)$. In a nutshell, one can always construct in polynomial time a formula Δ such that the graph \mathcal{G}_Δ is a chain with diameter n and computing $\text{MI}(\Delta)$ equals solving (up to a constant) the aforementioned subset sum problem variant, which is known to be $\#P$ -hard [10, 8]. A complete proof is in Appendix. \square

The theorem indicates that MI problems in general is harder than the model counting problems in discrete domains. It also explains why performing inference on $\text{SMT}(\mathcal{LR}\mathcal{A})$ formulas remains a challenging task even though its discrete counterpart model counting is a well-studied problem. We further prove that even when the primal graphs have balanced tree diameters, increasing the treewidth from one to two is sufficient to turn the MI problems from tractable to $\#P$ -hard.

Theorem 7. *Computing $\text{MI}(\Delta)$ of an $\text{SMT}(\mathcal{LR}\mathcal{A})$ formula Δ whose primal graph \mathcal{G}_Δ has treewidth two and diameter of length $O(\log(n))$ is $\#P$ -hard, with n being the number of variables.*

Sketch of proof. As before, we construct a poly-time reduction from the $\#P$ -complete variant of the subset sum problem to an MI problem. This time, the $\text{SMT}(\mathcal{LR}\mathcal{A})$ formula Δ is built such that the graph \mathcal{G}_Δ has treewidth two with cliques (hence not a tree). Meanwhile the primal graph has diameter to be at most $\log(n)$ by putting the cliques in a balanced way. Then the MI over a subtree

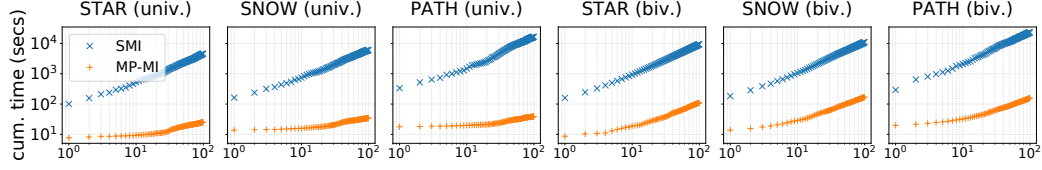


Figure 3: Log-log plot of cumulative time (seconds, y-axis) for MP-MI (blue) and SMI (orange) over STAR, SNOW and PATH primal graphs (see text) for 100 univariate and bivariate queries (x-axis).

could potentially be a subset sums over reals appearing in subtree, and computing the MI of formula Δ equals to solving the subset sum problem. Complete proof is provided in Appendix A.2 \square

6 Related Work

WMI generalizes WMC [28] to hybrid domains [3], while WMC is one the state-of-the-art approach for inference in many discrete probabilistic models. Existing general techniques for exact WMI include DPLL-based search with numerical [3, 25, 26] or symbolic integration [12] and compilation-based algorithms [19, 32]. Motivated by its success in WMC, Belle et al. [5] presented a component caching scheme for WMI that allows to reuse cached computations at the cost of not supporting algebraic constraints between variables. Differently from usual, Merrell et al. [24] adopt Gaussian distributions, while Zuidberg Dos Martires et al. [32] fixed univariate parametric assumptions for weight functions. Closest to MP-MI is Search-based MI (SMI) [31]. SMI recovers univariate piecewise polynomials by interpolation while we adopt symbolic integration. It does so while leveraging context-specific independence. As already discussed, MP-MI shares the same complexity as SMI in that its worst-case complexity is exponential in the primal graph diameters. Many recent efforts in WMI converged in the *pywmi* [20] python framework.

7 Experiments

In this section, we present a preliminary empirical evaluation to answer the following research questions: i) how does our MP-MI compare with SMI, the search-based approach to MI [31]? ii) how beneficial is amortizing multiple queries with MP-MI? We implemented MP-MI in Python 3, using the scientific computing python package *sympy* for symbolic integration, the *MathSAT5* SMT solver [9] and the *pysmt* package [15] for manipulating and representing SMT(\mathcal{LRA}) formulas. We compare MP-MI with SMI on synthetic SMT(\mathcal{LRA}) formulas over 20 variables. In order to investigate the effect of adopting tree primal graphs with different diameters we considered: STAR shaped graphs (diameter 2), complete ternary trees (SNOW) and linear chains (PATH) hence with diameter 20. These synthetic structures were originally investigated by the authors of SMI and are prototypical of the tree structures that can be encountered in real world data, while being easy to interpret due to their regularity. Figure 3 shows the cumulative runtime of random queries that involve both univariate and bivariate literals. As expected, MP-MI takes a fraction time than SMI (up to two order of magnitudes) to answer 100 univariate or bivariate queries in all experimental scenarios, since it is able to amortize inference *inter-query*. More surprisingly, MP-MI is even faster than SMI to compute a single query. This is due to the fact that SMI solves polynomial integration numerically, then reconstructs the univariate polynomials by interpolation, while in MP-MI we adopt symbolical integration. Hence the complexity of the former is always linear in the degree of the polynomial, while for the latter the average case is linear in the number of monomials in the polynomial to integrate, which in practice might be much less than the degree of the polynomial.

8 Conclusions

We presented MP-MI, the exact first message passing algorithm for MI. Most importantly, our theoretical contribution traces the exact boundaries of tractability for MI. In this paper, we therefore lay the foundations to scale hybrid probabilistic inference with logical constraints, for instance by performing exact inference over approximate (tree-shaped and diameter-bounded) primal graphs.

Acknowledgements

This work is partially supported by NSF grants #IIS-1633857, #CCF-1837129, DARPA XAI grant #N66001-17-2-4032, NEC Research, and gifts from Intel and Facebook Research.

References

- [1] Clark Barrett and Cesare Tinelli. Satisfiability modulo theories. In *Handbook of Model Checking*, pages 305–343. Springer, 2018.
- [2] Clark Barrett, Leonardo de Moura, Silvio Ranise, Aaron Stump, and Cesare Tinelli. The smt-lib initiative and the rise of smt (hvc 2010 award talk). In *Proceedings of the 6th international conference on Hardware and software: verification and testing*, pages 3–3. Springer-Verlag, 2010.
- [3] Vaishak Belle, Andrea Passerini, and Guy Van den Broeck. Probabilistic inference in hybrid domains by weighted model integration. In *Proceedings of 24th International Joint Conference on Artificial Intelligence (IJCAI)*, pages 2770–2776, 2015.
- [4] Vaishak Belle, Guy Van den Broeck, and Andrea Passerini. Hashing-based approximate probabilistic inference in hybrid domains. In *UAI*, pages 141–150, 2015.
- [5] Vaishak Belle, Guy Van den Broeck, and Andrea Passerini. Component caching in hybrid domains with piecewise polynomial densities. In *AAAI*, pages 3369–3375, 2016.
- [6] Armin Biere, Marijn Heule, and Hans van Maaren. *Handbook of satisfiability*, volume 185. IOS press, 2009.
- [7] Mark Chavira and Adnan Darwiche. On probabilistic inference by weighted model counting. 2008.
- [8] Qi Cheng, Joshua Hill, and Daqing Wan. Counting value sets: algorithm and complexity. *The Open Book Series*, 1(1):235–248, 2013.
- [9] Alessandro Cimatti, Alberto Griggio, Bastiaan Joost Schaafsma, and Roberto Sebastiani. The mathsat5 smt solver. In *International Conference on Tools and Algorithms for the Construction and Analysis of Systems*, pages 93–107. Springer, 2013.
- [10] Thomas H Cormen, Charles E Leiserson, Ronald L Rivest, and Clifford Stein. *Introduction to algorithms*. MIT press, 2009.
- [11] Jesús A De Loera, Brandon Dutra, Matthias Koeppel, Stanislav Moreinis, Gregory Pinto, and Jianqiu Wu. Software for exact integration of polynomials over polyhedra. *Computational Geometry*, 46(3):232–252, 2013.
- [12] Rodrigo de Salvo Braz, Ciaran O’Reilly, Vibhav Gogate, and Rina Dechter. Probabilistic inference modulo theories. In *Proceedings of the Twenty-Fifth International Joint Conference on Artificial Intelligence*, pages 3591–3599. AAAI Press, 2016.
- [13] Rina Dechter and Robert Mateescu. And/or search spaces for graphical models. *Artificial intelligence*, 171(2-3):73–106, 2007.
- [14] Michael R Garey and David S Johnson. *Computers and intractability*, volume 29. wh freeman New York, 2002.
- [15] Marco Gario and Andrea Micheli. Pysmt: a solver-agnostic library for fast prototyping of smt-based algorithms. In *SMT Workshop 2015*, 2015.
- [16] Ian Goodfellow, Jean Pouget-Abadie, Mehdi Mirza, Bing Xu, David Warde-Farley, Sherjil Ozair, Aaron Courville, and Yoshua Bengio. Generative adversarial nets. In *Advances in neural information processing systems*, pages 2672–2680, 2014.

- [17] David Heckerman and Dan Geiger. Learning bayesian networks: a unification for discrete and gaussian domains. In *Proceedings of the Eleventh conference on Uncertainty in artificial intelligence*, pages 274–284. Morgan Kaufmann Publishers Inc., 1995.
- [18] Diederik P Kingma and Max Welling. Auto-encoding variational bayes. *arXiv preprint arXiv:1312.6114*, 2013.
- [19] Samuel Kolb, Martin Mladenov, Scott Sanner, Vaishak Belle, and Kristian Kersting. Efficient symbolic integration for probabilistic inference. In *IJCAI*, pages 5031–5037, 2018.
- [20] Samuel Kolb, Paolo Morettin, Pedro Zuidberg Dos Martires, Francesco Sommariva, Andrea Passerini, Roberto Sebastiani, and Luc De Raedt. The pywmi framework and toolbox for probabilistic inference using weighted model integration. In *Proceedings of the Twenty-Eighth International Joint Conference on Artificial Intelligence, IJCAI-19*, pages 6530–6532. International Joint Conferences on Artificial Intelligence Organization, 7 2019. doi: 10.24963/ijcai.2019/946. URL <https://doi.org/10.24963/ijcai.2019/946>.
- [21] Daphne Koller and Nir Friedman. Probabilistic graphical models. 2009.
- [22] Steffen Liholt Lauritzen and Nanny Wermuth. Graphical models for associations between variables, some of which are qualitative and some quantitative. *The annals of Statistics*, pages 31–57, 1989.
- [23] Fangzhen Lin and Ray Reiter. Forget it. In *Working Notes of AAAI Fall Symposium on Relevance*, pages 154–159, 1994.
- [24] David Merrell, Aws Albarghouthi, and Loris D’Antoni. Weighted model integration with orthogonal transformations. *Proceedings of the Twenty-Sixth International Joint Conference on Artificial Intelligence*, 2017. doi: 10.24963/ijcai.2017/643. URL <http://par.nsf.gov/biblio/10061762>.
- [25] Paolo Morettin, Andrea Passerini, and Roberto Sebastiani. Efficient weighted model integration via smt-based predicate abstraction. In *Proceedings of the 26th International Joint Conference on Artificial Intelligence*, pages 720–728. AAAI Press, 2017.
- [26] Paolo Morettin, Andrea Passerini, and Roberto Sebastiani. Advanced smt techniques for weighted model integration. *Artificial Intelligence*, 275:1–27, 2019.
- [27] Judea Pearl. *Probabilistic reasoning in intelligent systems: networks of plausible inference*. Elsevier, 2014.
- [28] Tian Sang, Paul Beame, and Henry A Kautz. Performing bayesian inference by weighted model counting. In *AAAI*, volume 5, pages 475–481, 2005.
- [29] Prakash P Shenoy and James C West. Inference in hybrid bayesian networks using mixtures of polynomials. *International Journal of Approximate Reasoning*, 52(5):641–657, 2011.
- [30] Eunho Yang, Yulia Baker, Pradeep Ravikumar, Genevera Allen, and Zhandong Liu. Mixed graphical models via exponential families. In *Artificial Intelligence and Statistics*, pages 1042–1050, 2014.
- [31] Zhe Zeng and Guy Van den Broeck. Efficient search-based weighted model integration. *Proceedings of UAI*, 2019.
- [32] Pedro Miguel Zuidberg Dos Martires, Anton Dries, and Luc De Raedt. Exact and approximate weighted model integration with probability density functions using knowledge compilation. In *Proceedings of the 30th Conference on Artificial Intelligence*. AAAI Press, 2019.

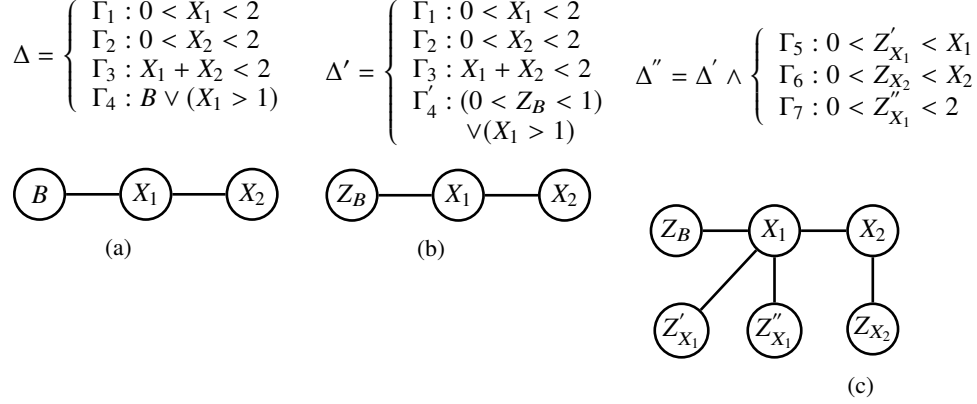


Figure 4: **From WMI to MI, passing by $\text{WMI}_{\mathbb{R}}$.** An example of a WMI problem with an $\text{SMT}(\mathcal{LR}\mathcal{A})$ CNF formula Δ over real variables \mathbf{X} and Boolean variables B and corresponding primal graph \mathcal{G}_{Δ} in (a). Their reductions to Δ' and $\mathcal{G}_{\Delta'}$ as an $\text{WMI}_{\mathbb{R}}$ problem in (b). The equivalent MI problem with formula Δ'' and primal graph $\mathcal{G}_{\Delta''}$ over only real variables $\mathbf{X}'' = \mathbf{X} \cup \{Z_B, Z_{X_1}, Z_{X_2}\}$ after the introduction of auxiliary variables Z_B, Z_{X_1}, Z_{X_2} . Note that \mathcal{G}_{Δ} and $\mathcal{G}_{\Delta''}$ have the same treewidth one.

A From WMI to MI

Figure 4 illustrates one example of a reduction of a WMI problem to one $\text{WMI}_{\mathbb{R}}$ one to a MI problem. Consider the WMI problem over formula $\Delta = (0 < X_1 < 2) \wedge (0 < X_2 < 2) \wedge (X_1 + X_2 < 1) \wedge (B \vee X_1 > 1)$ on variables $\mathbf{X} = \{X_1, X_2\}$, $\mathbf{B} = \{B\}$ whose primal graph \mathcal{G}_{Δ} is also shown in Figure 4a. Assume a weight function which decomposes as $w(X_1, X_2, B) = w_{\Gamma_3}(X_1, X_2)w_{\Gamma_4}(X_1, B) = w_{\Gamma_3}(X_1, X_2)w_{\Gamma_4}(X_1)w_{\Gamma_4}(B)$ and whose values are $w_{\Gamma_3}(X_1, X_2) = X_1X_2$, $w_{\Gamma_4}(X_1) = 2$ and $w_{\Gamma_4}(B) = 3$ when B is true and $w(B) = 1$ otherwise. The WMI of formula Δ is:

$$\begin{aligned} \text{WMI}(\Delta, w; \mathbf{X}, B) &= \int_0^1 dx_1 \int_0^{2-x_1} 1 \times 3x_1x_2 dx_2 \\ &\quad + \int_1^2 dx_1 \int_0^{2-x_1} 2 \times 3x_1x_2 dx_2 \\ &\quad + \int_1^2 dx_1 \int_0^{2-x_1} 2 \times 1x_1x_2 dx_2 \end{aligned} \quad (9)$$

In Figure 4b, we show the reduction to the above example problem to a $\text{WMI}_{\mathbb{R}}$ one. A free real variable Z_B is introduced to replace Boolean variable B . Then, the equivalent problem to the WMI one in Equation 9, can be computed as:

$$\begin{aligned} \text{WMI}_{\mathbb{R}}(\Delta', w') &= \int_0^1 dz_B \int_0^1 dx_1 \int_0^{2-x_1} 1 \times 3x_1x_2 dx_2 \\ &\quad + \int_0^1 dz_B \int_1^2 dx_1 \int_0^{2-x_1} 2 \times 3x_1x_2 dx_2 \\ &\quad + \int_{-1}^0 dz_B \int_1^2 dx_1 \int_0^{2-x_1} 2 \times 1x_1x_2 dx_2 \end{aligned} \quad (10)$$

Figure 4c illustrates the additional reduction from the above $\text{WMI}_{\mathbb{R}}$ problem to a MI one. There, additional real variables Z'_{X_1} , Z_{X_2} and Z''_{X_1} are added to formula Δ'' in substitution of the monomial weights attached to literal Γ_3 and Γ_4 , respectively. Therefore, the same result as Equation 9 and Equation 10 can be obtained as

$$\text{MI}(\Delta'') = \int_0^3 dz_B \int_0^1 dx_1 \int_0^{2-x_1} dx_2 \int_0^{x_1} dz'_{X_1} \int_0^{x_2} dz_{X_2} \quad (11)$$

$$\begin{aligned}
& + \int_0^2 dz_{X_1}'' \int_0^3 dz_B \int_1^2 dx_1 \int_0^{2-x_1} dx_2 \int_0^{x_1} dz_{X_1}' \int_0^{x_2} dz_{X_2} \\
& + \int_0^2 dz_{X_1}'' \int_1^2 dx_1 \int_0^{2-x_1} dx_2 \int_0^{x_1} dz_{X_1}' \int_0^{x_2} dz_{X_2}
\end{aligned}$$

B Proofs

B.1 PROPOSITION 1 (Messages and beliefs)

Proof. (Proposition 1)

This follows by induction on both the level of the node and the number of its neighbors. Consider the base case of a node i with only one neighbor j being the leaf node. Then the message sent from node j to node i would be $m_{i \rightarrow j}(x_j) = \int_{\mathbb{R}} \llbracket x_i, x_j \models \Delta_{i,j} \rrbracket \llbracket x_i \models \Delta_i \rrbracket dx_i$. This integral has one as an integrand over pieces that satisfy the logical constraints $\llbracket x_i, x_j \models \Delta_{i,j} \rrbracket \llbracket x_i \models \Delta_i \rrbracket$ with integration bounds linear in variable x_j . Therefore the resulting message from node j to node i is a piecewise linear function in variable x_j . Since node i has only one child by assumption, its upward-pass belief is also piecewise univariate polynomial.

From here, the proof follows for any message and belief for more complex tree structures by considering that the piecewise polynomial family is closed under multiplication and integration. \square

B.2 PROPOSITION 2 (MI via message passing)

Proof. (Proposition 2)

By the definition of downward pass beliefs and messages, we have that the downward pass belief \mathbf{b}_{i^*} of a node i^* can be written as follows.

$$\begin{aligned}
\mathbf{b}_{i^*}(x_{i^*}) &= \prod_{j \in \text{neigh}(i^*)} m_{j \rightarrow i^*}(x_{i^*}) = \prod_{j \in \text{neigh}(i^*)} \int_{\mathbb{R}} \llbracket x_{i^*}, x_j \models \Delta_{i^*,j} \rrbracket \llbracket x_j \models \Delta_j \rrbracket \prod_{c \in \text{neigh}(j) \setminus \{i^*\}} m_{c \rightarrow j}(x_j) dx_j \\
&= \int_{\mathbb{R}^{|\text{neigh}(i^*)|}} \prod_{(i^*,j) \in \mathcal{E}} \llbracket x_{i^*}, x_j \models \Delta_{i^*,j} \rrbracket \llbracket x_j \models \Delta_j \rrbracket \prod_{(j,c) \in \mathcal{E}, c \neq i^*} m_{c \rightarrow j}(x_j) d\mathbf{x}_{i^*}
\end{aligned}$$

where the last equality comes from interchanging integration with product, and \mathbf{x}_{i^*} is defined as $\mathbf{x}_{i^*} = \{x_j \mid (i^*, j) \in \mathcal{E}\}$. By doing this recursively, i.e. plugging in the messages as defined in Equation 7, the belief of node i^* can be expressed as follows.

$$\mathbf{b}_{i^*}(x_{i^*}) = \int_{\mathbb{R}^{|\mathbf{X}|-1}} \prod_{(i^*,j) \in \mathcal{E}} \llbracket x_{i^*}, x_j \models \Delta_{i^*,j} \rrbracket \prod_{j \in \mathcal{V} \setminus \{i^*\}} \llbracket x_j \models \Delta_j \rrbracket d\mathbf{x} \setminus \{x_{i^*}\} = \int_{\mathbb{R}^{|\mathbf{X}|-1}} \llbracket \mathbf{x} \models \Delta \rrbracket d\mathbf{x} \setminus \{x_{i^*}\}$$

The last equality comes from the fact that the formula Δ has a tree primal graph \mathcal{G}_{Δ} , i.e. $\Delta = \bigwedge_{(i,j) \in \mathcal{E}} \Delta_{i,j} \bigwedge_{i \in \mathcal{V}} \Delta_i$. Recall the definition of MI as defined in Equation 6, we have that the final belief \mathbf{b}_{i^*} is the unnormalized marginal of variable $X_{i^*} \in \mathbf{X}$, i.e. $\mathbf{b}_{i^*}(x_{i^*}) = p_{\Delta}(x_{i^*}) \cdot \text{MI}(\Delta)$. Besides, this also indicates that the integration over the belief of X_{i^*} is equal to the MI of formula Δ . \square

B.3 PROPOSITION 3 (Univariate queries via message passing)

Proof. (Proposition 3)

For an SMT(\mathcal{LRA}) query Φ over a variable $X_i \in \mathbf{X}$, the MI over formula Δ conjoined with query Φ can be expressed as follows by the definition of model integration.

$$\text{MI}(\Delta \wedge \Phi) = \int_{\mathbb{R}^{|\mathbf{X}|}} \llbracket \mathbf{x} \models \Delta \wedge \Phi \rrbracket d\mathbf{x} = \int_{\mathbb{R}^{|\mathbf{X}|}} \llbracket x_i \models \Phi \rrbracket \llbracket \mathbf{x} \models \Delta \rrbracket d\mathbf{x} \setminus \{x_i\} dx_i$$

Notice that by the proof of Proposition 2, we have that the downward pass belief of node i is $\mathbf{b}_i(x_i) = \int_{\mathbb{R}^{|\mathbf{X}|-1}} \llbracket \mathbf{x} \models \Delta \rrbracket d\mathbf{x} \setminus \{x_i\}$. By plugging the belief \mathbf{b}_i in the above equation of MI over formula $\Delta \wedge \Phi$, we have that

$$\text{MI}(\Delta \wedge \Phi) = \int_{\mathbb{R}} \llbracket x_i \models \Phi \rrbracket \llbracket x_i \models \Delta_i \rrbracket \mathbf{b}_i(x_i) dx_i$$

\square

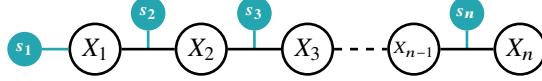


Figure 5: Primal graph \mathcal{G}_Δ used for the #P-hardness reduction in Theorem 6. We construct the corresponding formula Δ such that \mathcal{G}_Δ has maximum diameter (it is a chain). We graphically augment graph \mathcal{G}_Δ by introducing blue nodes to indicate that integers s_i in set S are contained in clauses between two variables.

B.4 PROPOSITION 4 (Bivariate queries via message passing)

Proof. (Proposition 4)

Denote the $\text{SMT}(\mathcal{LR}\mathcal{A})$ formula $\Delta \wedge \Phi$ by Δ^* where Φ is an $\text{SMT}(\mathcal{LR}\mathcal{A})$ query over variables $X_{i^*}, X_{j^*} \in \mathbf{X}$. We also denote the belief and messages in formula Δ^* by \mathbf{b}_i^* and $\mathbf{m}_{i \rightarrow j}^*$ respectively.

Notice that since query Φ is defined over variables X_{i^*}, X_{j^*} , then it holds that for any $(i, j) \in \mathcal{E}$, $\Delta_{i,j} = \Delta_{i,j}^*$ if $(i, j) \neq (i^*, j^*)$; else $\Delta_{i^*,j^*}^* = \Delta_{i^*,j^*} \wedge \Phi$. Also for any $i \in \mathcal{V}$, it holds that $\Delta_i = \Delta_i^*$. Therefore, we have that $\mathbf{b}_{j^*}^*(x_{j^*})/\mathbf{m}_{i^* \rightarrow j^*}^*(x_{j^*}) = \mathbf{b}_{j^*}(x_{j^*})/\mathbf{m}_{i^* \rightarrow j^*}$ by the definition of beliefs and messages. Moreover, we can compute the message sent from node j^* to node i^* in formula Δ^* as follows:

$$\begin{aligned} \mathbf{m}_{j^* \rightarrow i^*}^*(x_{i^*}) &= \int_{\mathbb{R}} \mathbf{b}_{j^*}^*(x_{j^*})/\mathbf{m}_{i^* \rightarrow j^*}^*(x_{j^*}) \times \llbracket x_{i^*}, x_{j^*} \models \Delta_{i^*,j^*}^* \rrbracket \llbracket x_{j^*} \models \Delta_{j^*} \rrbracket dx_{j^*} \\ &= \int_{\mathbb{R}} \mathbf{b}_{j^*}(x_{j^*})/\mathbf{m}_{i^* \rightarrow j^*}(x_{j^*}) \times \llbracket x_{i^*}, x_{j^*} \models \Delta_{i^*,j^*} \wedge \Phi \rrbracket \llbracket x_{j^*} \models \Delta_{j^*} \rrbracket dx_{j^*}. \end{aligned}$$

Similarly, we have that the final belief on node i^* is as follows:

$$\mathbf{b}_{i^*}^*(x_{i^*}) = \prod_{j \in \text{neigh}(i^*)} \mathbf{m}_{j \rightarrow i^*}^*(x_{i^*}) = \mathbf{m}_{i^* \rightarrow j^*}^*(x_{i^*}) \prod_{j \in \text{neigh}(i^*), j \neq j^*} \mathbf{m}_{j \rightarrow i^*}(x_{i^*}).$$

Then the MI over formula $\Delta \wedge \Phi$ can be computed by doing $\text{MI}(\Delta \wedge \Phi) = \int_{\mathbb{R}} \llbracket x_{i^*} \models \Delta_{i^*} \rrbracket \cdot \mathbf{b}_{i^*}^*(x_{i^*}) dx_{i^*}$ where messages except $\mathbf{m}_{i^* \rightarrow j^*}^*$ are pre-computed and the computation of the message $\mathbf{m}_{i^* \rightarrow j^*}^*$ can reuse the pre-computed beliefs as shown above. \square

B.5 PROPOSITION 5 (Statistical moments via message passing)

Proof. (Proposition 5)

By the definition of the k -th moment of the random variables and Proposition 2 that belief \mathbf{b}_i of node i is the unnormalized marginal $p_i(x_i)$ of variable $X_i \in \mathbf{X}$, we have that

$$\mathbb{E}[X_i^k] = \int_{\mathbb{R}} \llbracket x_i \models \Delta_i \rrbracket \times x_i^k p_\Delta(x_i) dx_i = \frac{1}{\text{MI}(\Delta)} \int_{\mathbb{R}} \llbracket x_i \models \Delta_i \rrbracket \times x_i^k \mathbf{b}_i(x_i) dx_i$$

\square

B.6 THEOREM 6 (MI of a formula with tree primal graph with unbounded diameter is #P-Hard)

Proof. (Theorem 6) We prove our complexity result by reducing a #P-complete variant of the subset sum problem [14] to an MI problem over an $\text{SMT}(\mathcal{LR}\mathcal{A})$ formula Δ with tree primal graph whose diameter is $O(n)$. This problem is a counting version of subset sum problem saying that given a set of positive integers $S = \{s_1, s_2, \dots, s_n\}$, and a positive integer L , and the goal is to count the number of subsets $S' \subseteq S$ such that the sum of all the integers in the subset S' equals to L .

First, we reduce the counting subset sum problem in polynomial time to a model integration problem by constructing the following $\text{SMT}(\mathcal{LR}\mathcal{A})$ formula Δ on real variables \mathbf{X} whose primal graph is shown in Figure 5:

$$\Delta = \begin{cases} s_1 - \frac{1}{2n} < X_1 < s_1 + \frac{1}{2n} \vee -\frac{1}{2n} < X_1 < \frac{1}{2n} \\ X_{i-1} + s_i - \frac{1}{2n} < X_i < X_{i-1} + s_i + \frac{1}{2n} \vee X_{i-1} - \frac{1}{2n} < X_i < X_{i-1} + \frac{1}{2n}, & i = 2, \dots, n \end{cases}$$

For brevity, we denote the first and the second literal in the i -th clause by $\ell(i, 0)$ and $\ell(i, 1)$ respectively. Also We choose two constants $l = L - \frac{1}{2}$ and $u = L + \frac{1}{2}$.

In the following, we prove that $n^n \text{MI}(\Delta \wedge (l < y < u))$ equals to the number of subset $S' \subseteq S$ whose element sum equals to L , which indicates that model integration problem whose tree primal graph has diameter $O(n)$ is #P-hard.

Let $\mathbf{a}^k = (a_1, a_2, \dots, a_k)$ be some assignment to Boolean variables (A_1, A_2, \dots, A_k) with $a_i \in \{0, 1\}$, $i \in [k]$. Given an assignment \mathbf{a}^k , we define subset sums to be $S(\mathbf{a}^k) \triangleq \sum_{i=1}^k a_i s_i$, and formulas $\Delta_{\mathbf{a}^k} \triangleq \bigwedge_{i=1}^k \ell(i, a_i)$.

Claim 8. *The model integration for formula $\Delta_{\mathbf{a}^k}$ with an given assignment $\mathbf{a}^k \in \{0, 1\}^k$ is $\text{MI}(\Delta_{\mathbf{a}^k}) = (\frac{1}{n})^k$. Moreover, for each variable X_i in $\Delta_{\mathbf{a}^k}$, its satisfying assignments consist of the interval $[\sum_{j=1}^i a_j s_j - \frac{i}{2n}, \sum_{j=1}^i a_j s_j + \frac{i}{2n}]$. Specifically, the satisfying assignments for variable X_n in formula $\Delta_{\mathbf{a}^n}$ can be denoted by the interval $[S(\mathbf{a}^n) - \frac{1}{2}, S(\mathbf{a}^n) + \frac{1}{2}]$.*

Proof. (Claim 8) First we prove that $\text{MI}(\Delta_{\mathbf{a}^k}) = (\frac{1}{n})^k$. For brevity, denote $a_i s_i$ by \hat{s}_i . By definition of model integration and the fact that the integral is absolutely convergent (since we are integrating a constant function, i.e., one, over finite volume regions), we have the following equation.

$$\text{MI}(\Delta_{\mathbf{a}^k}) = \int_{(x_1, \dots, x_k) \models \Delta_{\mathbf{a}^k}} 1 \, dx_1 \cdots dx_k = \int_{\hat{s}_1 - \frac{1}{2n}}^{\hat{s}_1 + \frac{1}{2n}} dx_1 \cdots \int_{x_{k-2} + \hat{s}_{k-1} - \frac{1}{2n}}^{x_{k-2} + \hat{s}_{k-1} + \frac{1}{2n}} dx_{k-1} \int_{x_{k-1} + \hat{s}_k - \frac{1}{2n}}^{x_{k-1} + \hat{s}_k + \frac{1}{2n}} 1 \, dx_k$$

Observe that for the most inner integration over variable x_k , the integration result is $\frac{1}{n}$. By doing this iteratively, we have that $\text{MI}(\Delta_{\mathbf{a}^k}) = (\frac{1}{n})^k$.

Next we prove that satisfying assignments for variable X_i in formula $\Delta_{\mathbf{a}^k}$ is the interval $[\sum_{j=1}^i a_j s_j - \frac{i}{2n}, \sum_{j=1}^i a_j s_j + \frac{i}{2n}]$ by mathematical induction. For $i = 1$, since X_1 is in interval $[a_1 s_1 - \frac{1}{2n}, a_1 s_1 + \frac{1}{2n}]$, the statement holds in this case. Suppose that the statement holds for $i = m$, i.e. variable X_m has its satisfying assignments in interval $[\sum_{j=1}^m a_j s_j - \frac{m}{2n}, \sum_{j=1}^m a_j s_j + \frac{m}{2n}]$. Since variable X_{m+1} has its satisfying assignments in interval $[X_m + a_{m+1} s_{m+1} - \frac{1}{2n}, X_m + a_{m+1} s_{m+1} + \frac{1}{2n}]$, then its satisfying assignments consist interval $[\sum_{j=1}^{m+1} a_j s_j - \frac{m+1}{2n}, \sum_{j=1}^{m+1} a_j s_j + \frac{m+1}{2n}]$, that is, the statement also holds for $i = m + 1$. Thus the statement holds. \square

The above claim shows how to compute the model integration of formula $\Delta_{\mathbf{a}^k}$. We will show in the next claim how to compute the model integration of formula $\Delta_{\mathbf{a}^n}$ conjoined with a query $l < X_n < u$.

Claim 9. *For each assignment $\mathbf{a}^n \in \{0, 1\}^n$, the model integration of formula $\Delta_{\mathbf{a}^n} \wedge (l < X_n < u)$ falls into one of the following cases:*

- If $S(\mathbf{a}^n) < L$ or $S(\mathbf{a}^n) > L$, it holds that $\text{MI}(\Delta_{\mathbf{a}^n} \wedge (l < X_n < u)) = 0$.
- If $S(\mathbf{a}^n) = L$, it holds that $\text{MI}(\Delta_{\mathbf{a}^n} \wedge (l < X_n < u)) = (\frac{1}{n})^n$.

Proof. (Claim 9) From the previous Claim 8, it is shown that variable X_n has its satisfying assignments in interval $[S(\mathbf{a}^n) - \frac{1}{2}, S(\mathbf{a}^n) + \frac{1}{2}]$ in formula $\Delta_{\mathbf{a}^n}$ for each $\mathbf{a}^n \in \{0, 1\}^n$. If $S(\mathbf{a}^n) < L$, given that $S(\mathbf{a}^n)$ is a sum of positive integers, then it holds that $S(\mathbf{a}^n) + \frac{1}{2} \leq (L - 1) + \frac{1}{2} = L - \frac{1}{2} = l$ and therefore, $\text{MI}(\Delta_{\mathbf{a}^n} \wedge (l < X_n < u)) = 0$; similarly, if $S(\mathbf{a}^n) > L$, then it holds that $S(\mathbf{a}^n) - \frac{1}{2} \geq u$ and therefore, $\text{MI}(\Delta_{\mathbf{a}^n} \wedge (l < X_n < u)) = 0$. If $S(\mathbf{a}^n) = L$, by Claim 8 we have that the satisfying assignment interval is inside the interval $[l, u]$ and thus it holds that $\text{MI}(\Delta_{\mathbf{a}^n} \wedge (l < X_n < u)) = \text{MI}(\Delta_{\mathbf{a}^n}) = (\frac{1}{n})^n$. \square

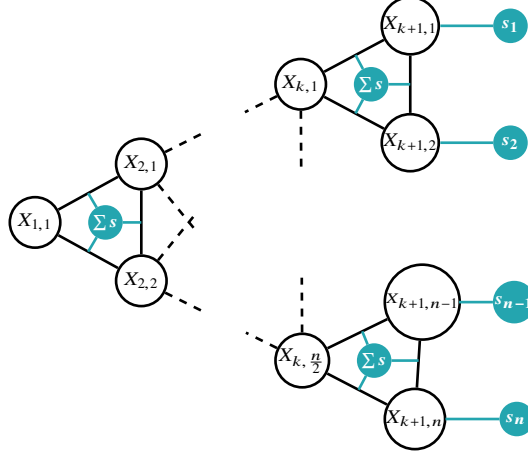


Figure 6: Primal graph used for #P-hardness reduction in Theorem 7. We also put blue nodes to indicate that integer s_i 's in set S are contained in some clauses and that model integration over some cliques is the sum of some s_i 's.

In the next claim, we show how to compute the model integration of formula Δ as well as for formula Δ conjoined with query $l < X_n < u$ based on the already proven Claim 8 and Claim 9.

Claim 10. *The following two equations hold:*

1. $\text{MI}(\Delta) = \sum_{\mathbf{a}^n} \text{MI}(\Delta_{\mathbf{a}^n})$.
2. $\text{MI}(\Delta \wedge (l < X_n < u)) = \sum_{\mathbf{a}^n} \text{MI}(\Delta_{\mathbf{a}^n} \wedge (l < X_n < u))$.

Proof. (Claim 10) Observe that for each clause in Δ , literals are mutually exclusive since each s_i is a positive integer. Then we have that formulas $\Delta_{\mathbf{a}^n}$ are mutually exclusive and meanwhile $\Delta = \bigvee_{\mathbf{a}^n} \Delta_{\mathbf{a}^n}$. Thus it holds that $\text{MI}(\Delta) = \sum_{\mathbf{a}^n} \text{MI}(\Delta_{\mathbf{a}^n})$. Similarly, we have formulas $(\Delta_{\mathbf{a}^n} \wedge (l < X_n < u))$'s are mutually exclusive and meanwhile $\Delta \wedge (l < X_n < u) = \bigvee_{\mathbf{a}^n} \Delta_{\mathbf{a}^n} \wedge (l < X_n < u)$. Thus the second equation holds. \square

From the above claims, we can conclude that $\text{MI}(\Delta \wedge (l < X_n < u)) = t(\frac{1}{n})^n$ where t is the number of assignments \mathbf{a}^n s.t. $S(\mathbf{a}^n) = L$. Notice that for each $\mathbf{a}^n \in \{0, 1\}^n$, there is a one-to-one correspondance to a subset $S' \subseteq S$ by defining \mathbf{a}^n as $a_i = 1$ if and only if $s_i \in S'$; and $S(\mathbf{a}^n)$ equals to L if and only if the sum of elements in S' is L . Therefore $n^n \text{MI}(\Delta \wedge (l < X_n < u))$ equals to the number of subset $S' \subseteq S$ whose element sum equals to L .

This finishes the proof for the statement that a model integration problem whose tree primal graph has diameter $O(n)$ is #P-hard. \square

B.7 THEOREM 7 (MI of a formula with primal graph with logarithmic diameter and treewidth 2 is #P-Hard)

Proof. (Theorem 7) Again we prove our complexity result by reducing the #P-complete variant of the subset sum problem [14] to an MI problem over an $\text{SMT}(\mathcal{LR}\mathcal{A})$ formula Δ with primal graph whose diameter is $O(\log n)$ and treewidth two. In the #P-complete subset sum problem, we are given a set of positive integers $S = \{s_1, s_2, \dots, s_n\}$, and a positive integer L . The goal is to count the number of subsets $S' \subseteq S$ such that the sum of all the integers in S' equals L .

First, we reduce this problem in polynomial time to a model integration problem with the following $\text{SMT}(\mathcal{LR}\mathcal{A})$ formula Δ where variables are real and u and l are two constants. Its primal graph is shown in Figure 6. Consider $n = 2^k$, $n, k \in \mathbb{N}$.

$$\Delta = \bigwedge_{i \in [n]} \left(-\frac{1}{4n} < X_{k+1,i} < \frac{1}{4n} \vee -\frac{1}{4n} + s_i < X_{k+1,i} < \frac{1}{4n} + s_i \right) \bigwedge \Delta_t$$

where $\Delta_t = \bigwedge_{j \in [k], i \in [2^j]} -\frac{1}{4n} + X_{j+1,2i-1} + X_{j+1,2i} < X_{j,i} < \frac{1}{4n} + X_{j+1,2i-1} + X_{j+1,2i}$

For brevity, we denote all the variables by \mathbf{X} and denote the literal $-\frac{1}{4n} < X_{k+1,i} < \frac{1}{4n}$ by $\ell(i, 0)$ and literal $-\frac{1}{4n} + s_i < X_{k+1,i} < \frac{1}{4n} + s_i$ by $\ell(i, 1)$ respectively. Also We choose two constants $l = L - \frac{1}{2}$ and $u = L + \frac{1}{2}$. In the following, we prove that $(2n)^{2n-1} \text{MI}(\Delta \wedge (l < X_{1,1} < u))$ equals to the number of subset $S' \subseteq S$ whose element sum equals to L , which indicates that model integration problem with primal graph whose diameter is $O(\log n)$ and treewidth two is #P-hard.

Let $\mathbf{a}^n = (a_1, a_2, \dots, a_n) \in \{0, 1\}^n$ be some assignment to Boolean variables (A_1, A_2, \dots, A_n) . Given an assignment \mathbf{a}^n , define the sum as $S(\mathbf{a}^n) \triangleq \sum_{i=1}^n a_i s_i$, and formula as $\Delta_{\mathbf{a}^n} \triangleq \bigwedge_{i=1}^n \ell(i, a_i) \wedge \Delta_t$.

Claim 11. *The model integration for formula $\Delta_{\mathbf{a}^n}$ with given $\mathbf{a}^n \in \{0, 1\}^n$ is $\text{MI}(\Delta_{\mathbf{a}^n}) = (\frac{1}{2n})^{2n-1}$. Moreover, for each variable $X_{j,i}$ in formula $\Delta_{\mathbf{a}^n}$, its satisfying assignments consist of the interval $[\sum_l a_l s_l - \frac{2^{k-j+2}-1}{4n}, \sum_l a_l s_l + \frac{2^{k-j+2}-1}{4n}]$ where $l \in \{l \mid X_{k+1,l} \text{ is a descendant of } X_{j,i}\}$. Specifically, the satisfying assignments for the root variable $X_{1,1}$ can be denoted the interval $[S(\mathbf{a}^n) - \frac{2n-1}{4n}, S(\mathbf{a}^n) + \frac{2n-1}{4n}] \subset [S(\mathbf{a}^n) - \frac{1}{2}, S(\mathbf{a}^n) + \frac{1}{2}]$.*

Proof. (Claim 11)

First we prove that $\text{MI}(\Delta_{\mathbf{a}^n}) = (\frac{1}{2n})^{2n-1}$. For brevity, denote $a_i s_i$ by \hat{s}_i . By definition of model integration and the fact that the integral is absolutely convergent (since we are integrating a constant function, i.e., one, over finite volume regions), we have the following equations.

$$\begin{aligned} \text{MI}(\Delta_{\mathbf{a}^n}) &= \int_{\mathbf{x} \models \Delta_{\mathbf{a}^n}} 1 \, d\mathbf{X} \\ &= \int_{-\frac{1}{4n} + \hat{s}_n}^{\frac{1}{4n} + \hat{s}_n} dx_{k+1,n} \cdots \int_{-\frac{1}{4n} + \hat{s}_1}^{\frac{1}{4n} + \hat{s}_1} dx_{k+1,1} \int_{-\frac{1}{4n} + X_{k+1,n-1} + X_{k+1,n}}^{\frac{1}{4n} + X_{k+1,n-1} + X_{k+1,n}} dx_{k,2^{k-1}} \cdots \int_{-\frac{1}{4n} + X_{2,1} + X_{2,2}}^{\frac{1}{4n} + X_{2,1} + X_{2,2}} 1 \, dx_{1,1} \end{aligned}$$

Observe that for the most inner integration over variable $x_{1,1}$, the integration result is $\frac{1}{2n}$. By doing this iteratively, we have that $\text{MI}(\Delta_{\mathbf{a}^k}) = (\frac{1}{2n})^{2n-1}$ where the $2n-1$ comes from the number of variables.

Then we prove that satisfying assignments for variable $X_{j,i}$ in formula $\Delta_{\mathbf{a}^n}$ lie in the interval $[\sum_l a_l s_l - \frac{2^{k-j+2}-1}{4n}, \sum_l a_l s_l + \frac{2^{k-j+2}-1}{4n}]$ where $l \in \{l \mid X_{k+1,l} \text{ is a descendant of } X_{j,i}\}$ by performing mathematical induction in a bottom-up way.

For $j = 1$, any variable $X_{k+2-j,i}$ with $i \in [2^{k+2-j}]$ has satisfying assignments consisting of the interval $[a_i s_i - \frac{1}{4n}, a_i s_i + \frac{1}{4n}]$. Thus the statement holds for this case.

Suppose that the statement holds for $j = m$, that is, for any $i \in [2^{k+2-m}]$, any variable $X_{k+2-m,i}$ has satisfying assignments consisting interval $[\sum_l a_l s_l - \frac{2^m-1}{4n}, \sum_l a_l s_l + \frac{2^m-1}{4n}]$ where $l \in \{l \mid X_{k+1,l} \text{ is a descendant of } X_{k+2-m,i}\}$.

Then for $j = m+1$ and any $i \in [2^{k+1-m}]$, the variable $X_{k+1-m,i}$ has two descendants, variable $X_{k+2-m,2i-1}$ and variable $X_{k+2-m,2i}$. Moreover, we have that $-\frac{1}{4n} + X_{k+2-m,2i-1} + X_{k+2-m,2i} < X_{k+1-m,i} < \frac{1}{4n} + X_{k+2-m,2i-1} + X_{k+2-m,2i}$. Then the lower bound of the interval for variable $X_{k+1-m,i}$ is $-\frac{1}{4n} + \sum_l a_l s_l - 2\frac{2^m-1}{4n} = \sum_l a_l s_l - \frac{2^{m+1}-1}{4n}$; similarly the upper bound of the interval is $\sum_l a_l s_l + \frac{2^{m+1}-1}{4n}$, where $l \in \{l \mid X_{k+1,l} \text{ is a descendant of } X_{k+1-m,i}\}$. That is, the statement also holds for $j = m+1$ which finishes our proof. \square

The above claim shows what the model integration of formula $\Delta_{\mathbf{a}^k}$ is like. We'll show in the next claim what the model integration of formula $\Delta_{\mathbf{a}^n}$ conjoined with a query $l < X_{1,1} < u$ is like.

Claim 12. For each assignments $\mathbf{a}^n \in \{0, 1\}^n$, the model integration of $\Delta_{\mathbf{a}^n} \wedge (l < X_{1,1} < u)$ falls into one of the following cases:

- If $S(\mathbf{a}^n) < L$ or $S(\mathbf{a}^n) > L$, then $\text{MI}(\Delta_{\mathbf{a}^n} \wedge (l < X_{1,1} < u)) = 0$.
- If $S(\mathbf{a}^n) = L$, then $\text{MI}(\Delta_{\mathbf{a}^n} \wedge (l < X_{1,1} < u)) = (\frac{1}{2n})^{2n-1}$.

Proof. (Claim 12) From previous Claim 11, it is shown that variable $X_{1,1}$ has its satisfying assignments in the interval $[S(\mathbf{a}^n) - \frac{2n-1}{4n}, S(\mathbf{a}^n) + \frac{2n-1}{4n}]$ in formula $\Delta_{\mathbf{a}^n}$ for each $\mathbf{a}^n \in \{0, 1\}^n$.

If $S(\mathbf{a}^n) < L$, given that $S(\mathbf{a}^n)$ is a sum of positive integers, then it holds that $S(\mathbf{a}^n) + \frac{1}{2} \leq (L-1) + \frac{2n-1}{4n} < L - \frac{1}{2} = l$ and therefore, $\text{MI}(\Delta_{\mathbf{a}^n} \wedge (l < X_{1,1} < u)) = 0$; similarly, if $S(\mathbf{a}^n) > L$, then it holds that $S(\mathbf{a}^n) - \frac{1}{2} > u$ and therefore, $\text{MI}(\Delta_{\mathbf{a}^n} \wedge (l < X_{1,1} < u)) = 0$. If $S(\mathbf{a}^n) = L$, then by Claim 11 we have that the satisfying assignment interval is inside the interval $[l, u]$ and thus it holds that $\text{MI}(\Delta_{\mathbf{a}^n} \wedge (l < X_{1,1} < u)) = \text{MI}(\Delta_{\mathbf{a}^n}) = (\frac{1}{2n})^{2n-1}$. \square

Claim 13. The following two equations hold:

1. $\text{MI}(\Delta) = \sum_{\mathbf{a}^n} \text{MI}(\Delta_{\mathbf{a}^n})$.
2. $\text{MI}(\Delta \wedge (l < X_{1,1} < u)) = \sum_{\mathbf{a}^n} \text{MI}(\Delta_{\mathbf{a}^n} \wedge (l < X_{1,1} < u))$.

Proof. (Claim 13) Observe that for each pair of literals $\ell(i, 0)$ and $\ell(i, 1)$, $i \in [n]$, literals are mutually exclusive since each s_i is a positive integer. Then we have that formulas $\Delta_{\mathbf{a}^n}$ are mutually exclusive and meanwhile formula $\Delta = \bigvee_{\mathbf{a}^n} \Delta_{\mathbf{a}^n}$. Thus it holds that $\text{MI}(\Delta) = \sum_{\mathbf{a}^n} \text{MI}(\Delta_{\mathbf{a}^n})$. Similarly, we have formulas $(\Delta_{\mathbf{a}^n} \wedge (l < X_{1,1} < u))$'s are mutually exclusive and meanwhile $\Delta \wedge (l < X_{1,1} < u) = \bigvee_{\mathbf{a}^n} \Delta_{\mathbf{a}^n} \wedge (l < X_{1,1} < u)$. Thus the second equation holds. \square

From the above claims, we can conclude that $\text{MI}(\Delta \wedge (l < X_{1,1} < u)) = t(\frac{1}{2n})^{2n-1}$ where t is the number of assignments \mathbf{a}^n s.t. $S(\mathbf{a}^n) = L$. Notice that for each $\mathbf{a}^n \in \{0, 1\}^n$, there is a one-to-one correspondence to a subset $S' \subseteq S$ by defining \mathbf{a}^n as $a_i = 1$ if and only if $s_i \in S'$; and $S(\mathbf{a}^n)$ equals to L if and only if the sum of elements in S' is L . Therefore $(2n)^{2n-1} \text{MI}(\Delta \wedge (l < X_{1,1} < u))$ equals to the number of subset $S' \subseteq S$ whose element sum equals to L .

This finishes the proof for the statement that a model integration problem with primal graph whose diameter is $O(\log n)$ and treewidth two is #P-hard. \square