

Collective sampling through a Metropolis-Hastings like method: kinetic theory and numerical experiments

Grégoire CLARTÉ¹ and Antoine DIEZ²

¹CEREMADE, Université Paris-Dauphine, Université PSL, 75016 Paris, France,
 clarte@ceremade.dauphine.fr

² Department of Mathematics, Imperial College London, South Kensington Campus, London, SW7 2AZ, UK,
 antoine.diez18@imperial.ac.uk

Abstract

The classical Metropolis-Hastings algorithm provides a simple method to construct a Markov Chain with an arbitrary stationary measure. In order to implement Monte Carlo methods, an elementary approach would be to duplicate this algorithm as many times as desired. Following the ideas of Population Monte Carlo methods, we propose to take advantage of the number of duplicates to increase the efficiency of the naive approach. Within this framework, each chain is seen as the evolution of a single particle which interacts with the others. In this article, we propose a simple and efficient interaction mechanism and an analytical framework which ensures that the particles are asymptotically independent and identically distributed according to an arbitrary target law. This approach is also supported by numerical simulations showing better convergence properties compared to the classical Metropolis-Hastings algorithm.

Keywords: Sampling algorithm; computational statistics; particle methods; propagation of chaos; entropy methods

AMS Subject Classification: 35B40, 60J05, 60J75, 62D05, 65C35.

Contents

1	Introduction	2
2	Description of the algorithm and discussion	3
2.1	Classical Metropolis-Hastings	3
2.2	Collective proposal Metropolis-Hastings	4
3	Analytical framework and convergence results	7
3.1	Assumptions and main results	7
3.2	Propagation of chaos and moderate interaction: proofs of Theorem 1 and Theorem 2	10
3.3	Convergence of the nonlinear process: proof of Theorem 3	14
3.4	Looking back upon the Metropolis-Hasting algorithm	16

4	Numerical methods and experiments	17
4.1	Practical implementation and computation time	17
4.2	Convergence speed and accuracy	18
4.2.1	Truncated Gaussian targets	18
4.2.2	Cauchy targets	21
4.3	Tuning the method	23
4.3.1	Choice of the proposal parameter	23
4.3.2	Choice of the number of particles	24
4.4	Quality of the resulting sample	25
5	Conclusion	26
	Acknowledgments	26
	References	26
A	General results on Wasserstein and Total variation distances	29

1 Introduction

The recent evolutions in computer science lead to the search for more parallelisable algorithms that can take benefits of the high number of cores in GPU. In Bayesian statistics, we often need to get a sample from a target distribution known up to a multiplicative constant. One of the most famous methods in the Monte Carlo with Markov Chain (MCMC) community, namely the Metropolis-Hastings algorithm (MH) (Metropolis and Ulam, 1949; Metropolis et al., 1953; Hastings, 1970; Robert, 2015), is noticeably not parallelisable due to its Markovian structure. The choice of the parameters of this algorithm is problematic. In particular, MH is notoriously poorly suited to multimodal target distributions, which naturally appear in Bayesian mixture models. Furthermore, the quality of the resulting approximations usually needs to be verified and increased through an extensive post processing.

A naive MCMC approach to take benefits from a high number of cores would be to run in parallel N Metropolis Hastings algorithms. This solution is used in practice to study the resilience of the algorithm to the change in initial conditions, and its mixing quality. It is however not used to effectively sample from the target distribution. This method does not benefit from the number of simulated chains: the convergence of the algorithm is as slow as the non parallel version. A solution to dramatically reduce the burn in time is to create interactions between the chains. This is the starting point of our method, CMC — Collective Monte Carlo. We propose in Section 4 a generic way of constructing N interacting processes (seen as interacting particles) which are shown in Section 3 to be asymptotically independent and identically distributed with respect to the target law, as N and the number of iterations go to infinity. In addition to increasing the convergence speed, this approach overcomes some weaknesses of the classical Metropolis-Hastings algorithm, especially in the study of multimodal distributions, as we will see in Section 4, where we will compare CMC with other algorithms and give some practical ways to choose the parameters.

CMC shares similarities with Population Monte Carlo (PMC) methods (Cappé et al., 2004) and Sequential Monte Carlo (SMC) methods (Andrieu et al., 2010). The former has been studied mainly numerically in (Cappé et al., 2004). The latter has been theoretically studied in particular by Del Moral (2013) in a more abstract and general framework. The idea of collective sampling can be seen as a statistical counterpart of the optimisation techniques based on Swarm Intelligence and Consensus-Based algorithms for which there has been a growing interest in the recent years (Pinnau et al., 2017). These metaheuristic methods generally provide fast and sufficiently good solutions to tough optimisation problems although it may be difficult to give a complete and rigorous justification of the observed numerical

behaviour. In the last decades, significant progress has been made in the theoretical study of models of collective dynamics (Vicsek et al., 1995; Degond and Motsch, 2008), often inspired by biological models, for instance for flocks of birds or schools of fish (Hildenbrandt et al., 2010). These new tools can be adapted to justify the convergence of such metaheuristic methods, an example can be found in (Carrillo et al., 2018). We can also find similarities between our method and Herding algorithm (Welling, 2009; Welling et al., 2010) and Wang and Landau algorithm (Wang and Landau, 2001; Bornn et al., 2013), eventually parallelised. In these method, a negative correlation with the past is added so that the algorithm is constrained to visit the whole parameter space, consequently they do not produce Markov chains, but inhomogeneous Markov chain.

In the analytical framework that we will develop for the theoretical study of our method, a key element will be the concept of mean-field limit. It has been introduced in statistical physics to provide a rigorous and sometimes quantitative way of reducing the study of a many-particle system to the study of a simpler one-body system which interacts with an external field constructed by averaging the numerous local interactions between the particles. The concept of propagation of chaos, introduced by Kac (1956) for a simplified model in kinetic theory of gases, is an example of mean-field limit which has been widely studied (Sznitman, 1991; Jourdain and Méléard, 1998) and successfully applied to collective dynamics models (Bolley et al., 2011, 2012). Although these techniques are mostly developed for stochastic processes with diffusion, they can be adapted to a discrete framework (Diez, 2019; Monmarché, 2018) — jump processes, Piecewise deterministic Markov Processes, *etc.* — into which CMC enters. However, even if it may seem that the ergodic properties of a one-body system are more straightforward to deduce, this process is most often a nonlinear Markov process — also known in the literature as McKean-Vlasov process or Distribution Dependent process, and this even if the interactions in the many-particle system are simple or even linear. The ergodic properties of nonlinear Markov processes have been studied from a probabilistic point of view (Ahmed and Ding, 1993; Bogachev et al., 2018; Butkovsky, 2014; Wang, 2018; Eberle et al., 2018) or by exploiting their links with nonlinear Partial Differential Equations (PDE) and in particular kinetic PDEs (Barbu and Röckner, 2018; Kolokoltsov, 2010). In this context, entropy methods provide a powerful and robust way of studying both linear and nonlinear processes and PDEs. They have been successfully applied in the last decades (Bolley et al., 2013). A review of the key concepts can be found in (Schmeiser, 2018).

The organisation of the article is the following. In Section 2 we introduce our algorithm and discuss its main features compared to the classical existing algorithms. A numerical study is provided in Section 4. Analytical convergence results are given in Section 3.

2 Description of the algorithm and discussion

In this section we describe our algorithm and discuss its main features compared to existing methods and the key elements of its rigorous analysis. We begin by recalling the classical Metropolis-Hastings algorithm.

2.1 Classical Metropolis-Hastings

Let π be a the target distribution on a state space $E \subset \mathbb{R}^d$, eventually known up to a multiplicative constant. The goal is to construct a sample from π . The classical Metropolis-Hastings algorithm (MH), presented in Algorithm 1, produces a Markov chain $(X_t)_t$ with π as stationary law. Its main parameter is the proposal distribution $q(\cdot | x)$ which is a probability density on E , given $x \in E$.

Input: Initial state $X_0 \in E$, maximum time $T \in \mathbb{N}$ and proposal distribution $q(\cdot|\cdot)$

Output: A sample $(X_t)_{1 \leq t \leq T}$

for $t = 0$ **to** $T - 1$ **do**

Draw $Y_t \sim q(\cdot|X_t)$;

Compute

$$\alpha(X_t, Y_t) := \frac{q(X_t|Y_t)}{q(Y_t|X_t)} \cdot \frac{\pi(Y_t)}{\pi(X_t)};$$

Draw $U_t \sim \mathcal{U}([0, 1])$;

if $U_t \leq \min\{1, \alpha(X_t, Y_t)\}$ **then**

Set $X_{t+1} = Y_t$ (accept);

else

Set $X_{t+1} = X_t$ (reject);

end

end

Algorithm 1: Metropolis-Hastings algorithm

As π is reversible for the transition kernel associated with one step of MH, it is the stationary distribution of the chain (X_t) . In the past years, there has been some theoretical results on the convergence speed of this algorithm (Mengersen et al., 1996; Diaconis et al., 2011). This algorithm, with Gibbs sampler, has been a major breakthrough in Bayesian statistics by allowing the practical study of more general models. It is however not flawless: the algorithm can have very poor mixing properties, it jumps with difficulty between the modes of multimodal targets, and the convergence of the algorithm may be long. The first and the last flaws can be solved with major complexifications of the algorithm, especially by using adapting methods to choose the proposal distribution q . Multimodal targets often need to be treated with different algorithms associating tempering techniques to MH (Brockwell et al., 2010). Finally, this algorithm is not parallelisable, as there is only one computation to do at a time to change the state of the chain, this greatly reduces its attractiveness in the current context of parallel computations on GPUs. Our new method, CMC, presented in the next section, intends to solve these three problems at a time.

2.2 Collective proposal Metropolis-Hastings

Our method, presented in Algorithm 2, can be described as a Metropolis-Hastings algorithm for a population of particles, for this reason, we will refer to it as Collective Monte Carlo (CMC). Like the classical MH, it is based on two steps: proposition of a new state and acceptance/rejection of this proposal as new state. Both the proposal and the acceptance condition depend on the current state of all the particles which is compared with the ideal state where all the particles are independently distributed according to the target distribution.

In the following the empirical measure of a random vector $(X_t^i)_{i \in 1, \dots, N}$ at time t is denoted by:

$$\hat{\mu}_t^N := \frac{1}{N} \sum_{i=1}^N \delta_{X_t^i}.$$

Two main parameters of the CMC algorithm are:

- an observation kernel K , that is to say a radial function which tends to zero at infinity — typically an eventually smoothed version of the indicator of a ball centred at the origin — such that $K \geq 0$ and $\int_{\mathbb{R}^d} K(x)dx = 1$. This kernel represents the interaction

between the particles. The convolution measure between an observation kernel and a probability measure μ on E is defined by the following probability density function on \mathbb{R}^d :

$$\forall x \in \mathbb{R}^d, \quad K * \mu(x) := \int_E K(x - y) d\mu(y).$$

In particular, given a random vector $(X_t^i)_{i \in 1, \dots, N}$, the convolution of the interaction kernel $K(x) \propto \mathbf{1}_{\|x\| < \varepsilon}$ with the empirical measure is $K * \hat{\mu}_t^N(x) \propto \#\{i \mid \|X_t^i - x\| < \varepsilon\}$ that is the number of particles at distance less than ε from x . We will use in practice such a kernel K , so that the evaluation of the quantities $K * \hat{\mu}_t^N(x)$ is reduced to the search for nearest neighbours.

- An acceptance function $h : [0, +\infty) \rightarrow [0, 1]$ defined as an increasing function such that $h(0) = 0$ and $h(u) \rightarrow 1$ as $u \rightarrow +\infty$. A typical example is $h(u) = \min(1, u)$, as usually in the Metropolis-Hastings algorithm.

Input: An initial population of particles $(X_0^1, \dots, X_0^N) \in E^N$, a maximum time $T \in \mathbb{N}$, an observation kernel K and an acceptance function h

Output: A sample $(X_t^i)_{1 \leq i \leq N; 1 \leq t \leq T}$

for $t = 0$ **to** $T - 1$ **do**

for $i = 1$ **to** N **do**

 Draw $Y_t^i \sim K * \hat{\mu}_t^N$ a proposal for the new state of particle i ;

 Compute

$$\alpha_{K * \hat{\mu}_t^N}(X_t^i, Y_t^i) := \frac{K * \hat{\mu}_t^N(X_t^i)}{K * \hat{\mu}_t^N(Y_t^i)} \cdot \frac{\pi(Y_t^i)}{\pi(X_t^i)};$$

 Draw $U_t^i \sim \mathcal{U}([0, 1])$;

if $U_t^i \leq h(\alpha_{K * \hat{\mu}_t^N}(X_t^i, Y_t^i))$ **then**

 Set $X_{t+1}^i = Y_t^i$;

else

 Set $X_{t+1}^i = X_t^i$;

end

end

end

Algorithm 2: Collective Monte Carlo (CMC)

Compared to the classical Metropolis-Hastings algorithm, our algorithm takes advantage of the current state of all particles. In the classical Metropolis-Hastings algorithm, when q is a symmetric proposal distribution, the acceptance/rejection step depends only on the value of π . In CMC, it also depends on the density of particles around the proposal and around the current state at this step of the algorithm, so that a proposal is refused if there are already “too many” particles around the proposal. As a consequence, CMC needs much less iterations to reach the target distribution, as it spares time from exploration of already explored areas.

The collective aspect of our algorithm lies in the proposal distribution which accounts for the position of all the particles in the system. Note that the choice of a proposal from the density $K * \hat{\mu}_t^N$ is equivalent to the uniform choice of a particle and then the choice of a proposal position around this particle according to K . In that sense our algorithm is close to PMC and SMC methods (Doucet et al., 2001). The essential difference lies in the acceptance probability which accounts for the position of every other particles, instead of using importance resampling: starting from a sample $(X_t^i)_i$, PMC generates a proposal set $(Y_{t+1}^i)_i$ where for each particle i , $Y_{t+1}^i \sim q(\cdot \mid X_t^i)$ and then computes a set of weights $\rho_{t+1}^i \propto \pi(Y_{t+1}^i)/q(Y_{t+1}^i \mid X_t^i)$ so that they sum to 1. The sample at the next step is then

$(X_{t+1}^i)_i \sim \mathcal{M}((Y_{t+1}^i)_i, (\rho_{t+1}^i)_i)$ the result of a multinomial trial on the proposal set weighted by the ρ_{t+1}^i 's. In this scheme, the sample at the next step is a subsample of the proposal; in CMC it is a mixing of both the proposals and the present sample. We can also notice that in CMC, the ancestors are chosen with equal probability and then go through an accept reject step, avoiding the possible degeneracy of the weights in importance sampling.

The interaction within the population of the particles prevents it from concentrating on some part of the space. Alternative sampling methods have been developed specially to address this issue by constraining the algorithm to explore the whole parameter space. Let us cite in particular herding algorithms Welling et al. (2010), which greedily optimise the exploration by choosing sequentially the best state that have not been explored. We can also mention the Parallel Wang & Landau algorithm (Bornn et al., 2013), which generates a time-inhomogeneous Markov chain whose target is modified at each step to account for the previous position of the chain inside a chosen grid. However, this update cannot be made exactly and requires the evaluation of some unavailable integrals which need to be estimated. In these methods, a particle tends to avoid the parts of the parameter space that have already been explored. By opposition, CMC relies only on the present information, thus remaining strictly Markovian, the particles are memoryless.

In Section 4 we will provide a numerical analysis of the algorithm on several examples. In addition and from a theoretical perspective, our goal is also to rigorously justify that, for N sufficiently large and as the number of iterations t tends to $+\infty$, the random vector $(X_t^1, \dots, X_t^N) \in E^N$ is a good approximation of an i.i.d. sample with law π . To prove these results, the strategy developed in Section 3 can be decomposed in three steps:

- Firstly a propagation of chaos type result (Theorem 1 and Theorem 4). As $N \rightarrow +\infty$, the processes $(X_t^i)_i$ are asymptotically statistical independent for each fixed time $t \in \mathbb{N}$. As the system is symmetric, each process $(X_t^i)_t$ is identically distributed with law μ_t^N , the propagation of chaos also proves that this law converges towards the law f_t^K of a nonlinear Markov chain which will be defined later. The rate of convergence is explicit in Wasserstein distance:

$$W^1(\mu_t^N, f_t^K) \leq C(t, K)\beta_d(N)$$

where the sequence $\beta_d(N)$ depends only on the dimension and tends to zeros as $N \rightarrow +\infty$ and $C(t, K)$ is an explicit constant which depends only on t and K . The probability distribution f_t^K depends on K . To remove the dependency in K we need a stronger result:

- The previous bound is explicit in K , it is therefore possible to take a kernel $K \equiv K_N$ which depends on the number of particles. We will typically consider a sequence of mollifiers $(K_N)_N$ (i.e. $K_N \rightarrow \delta_0$ as $N \rightarrow +\infty$ in a certain sense). In particular, we are going to prove that for every fixed t , it holds that $W^1(f_t^{K_N}, f_t) \rightarrow 0$ as $N \rightarrow +\infty$ where f_t is the law of a nonlinear Markov process independent of the sequence $(K_N)_N$ which will be defined later. If the sequence $(K_N)_N$ is chosen such that $\beta_d(N)C(t, K_N) \rightarrow 0$ (moderate interaction), then combined with the first result, we obtain (Theorem 2):

$$W^1(\mu_t^N, f_t) \xrightarrow{N \rightarrow +\infty} 0.$$

We also give an example of kernel verifying the assumptions.

- It then remains to prove that, as the number of iteration t tends to infinity, $(f_t)_t$ converges to π (Theorem 3). Which proves that the algorithm converges to the target distribution.

3 Analytical framework and convergence results

In this section, we develop a kinetic point of view on Algorithm 2 in order to prove its convergence and give some insights on the choice of the parameters. The analytical methods used in this section are mainly due to Sznitman (1991) and Jourdain and Méléard (1998). In our discrete framework, we follow more particularly the approach developed in (Diez, 2019) (Subsection 3.2). The conclusion follows from the study of the ergodic properties of a nonlinear process (Subsection 3.3). The entropy method employed can also be applied to study the classical Metropolis-Hastings algorithm (Subsection 3.4). The main results of this section are gathered in Subsection 3.1.

3.1 Assumptions and main results

In this section, we make the following assumptions.

Assumption 1. *The set $E \subset \mathbb{R}^d$ is compact.*

Notations. The set of probability measures on E is denoted by $\mathcal{P}(E)$. The set of probability measures on E which are absolutely continuous with respect to the Lebesgue measure on \mathbb{R}^d is denoted by $\tilde{\mathcal{P}}(E)$. A probability measure in $\tilde{\mathcal{P}}(E)$ is identified with its associated PDF, if $f \in \tilde{\mathcal{P}}(E)$ we write:

$$f(dx) \equiv f(x)dx.$$

The subset of $\tilde{\mathcal{P}}(E)$ of continuous PDF which do not vanish on E (recall that E is compact) is denoted by $\tilde{\mathcal{P}}_0(E)$.

Assumption 2. *Let $\pi \in \tilde{\mathcal{P}}_0(E)$ be a Lipschitz PDF bounded from below and above: there exist $0 < m_0 < M_0$ two constants such that for all $x \in E$, $m_0 < \pi(x) < M_0$.*

Assumption 3. *Let $h : [0, +\infty] \rightarrow [0, 1]$ be a Lipschitz function with Lipschitz constant $L_h > 0$ such that $h(0) = 0$ and $\lim_{u \rightarrow +\infty} h(u) = 1$.*

Assumption 4. *Let K be an observation kernel i.e. a radial smooth compactly supported Lipschitz function such that $K \geq 0$ and $\int_{\mathbb{R}^d} K(x)dx = 1$. We assume that*

$$\kappa := \min_{(x,y) \in E^2} K(y-x) > 0 \tag{1}$$

Most of the convergence results which will be proved in this section are stated in terms of Wasserstein or total variation distances. For the convenience of the reader, we recall in Appendix A the main definitions and properties which will be used in the following. More details can be found for example in the books by Carmona and Delarue (2018) and Villani (2009).

We will call *particle process* any system of N processes $(X_t^i)_t$, $i \in \{1, \dots, N\}$ which are constructed by Algorithm 2. The first theorem which will be proved in this section is a *propagation of chaos* type result.

Theorem 1 (Propagation of chaos). *Let $t \in \mathbb{N}$, $\ell \in \mathbb{N}$ and let $f_t^{\ell, N} \in \mathcal{P}(E^\ell)$ be the joint law at time t of any subset of ℓ particles constructed by Algorithm 2 initially independent with initial distribution f_0 and for a given kernel K which satisfies Assumption 4. For every ℓ -tuple of continuous bounded functions $\varphi_1, \dots, \varphi_\ell$ on E , it holds that:*

$$\int_{E^\ell} \varphi_1(x_1) \dots \varphi_\ell(x_\ell) f_t^{\ell, N}(dx_1, \dots, dx_\ell) \xrightarrow{N \rightarrow +\infty} \left(\int_E \varphi_1(x) f_t^K(dx) \right) \times \dots \times \left(\int_E \varphi_\ell(x) f_t^K(dx) \right)$$

where f_t^K is recursively defined by $f_t^K = \mathcal{T}^K[f_{t-1}^K]$, with initial condition f_0 and where the transition operator $\mathcal{T}^K : \mathcal{P}(E) \rightarrow \mathcal{P}(E)$ associated with Algorithm 2 is defined by duality for

all $\phi \in C_b(E)$ and all $f \in \mathcal{P}(E)$ by:

$$\langle \mathcal{T}^K[f], \phi \rangle = \iint_{\mathbb{R}^d \times \mathbb{R}^d} (K * f)(y) \{h(\alpha_{K * f}(x, y)) \phi(y) + (1 - h(\alpha_{K * f}(x, y))) \phi(x)\} f(dx) dy \quad (2)$$

where for $(x, y) \in E^2$ and $p \in \tilde{\mathcal{P}}_0(E)$,

$$\alpha_p(x, y) := \frac{p(x)}{p(y)} \cdot \frac{\pi(y)}{\pi(x)}. \quad (3)$$

This result proves that as the total number of particles N increases, the law of any finite number ℓ of particles at time t tends to $(f_t^K)^{\otimes \ell}$, that is the particles become statistically independent.

More precisely, this theorem states the propagation of chaos of the particle process in the sense of (Sznitman, 1991, Definition 2.1). As in the classical setting of McKean processes (Sznitman, 1991), the proof of this theorem is a direct consequence of (Sznitman, 1991, Proposition 2.2) together with a quantitative pathwise estimate which comes from an ad hoc coupling between the particle process and a system of N independent *nonlinear Markov processes*. The proof of this estimate is therefore the main argument of the propagation of chaos result and will be the object of Theorem 4 (see Subsection 3.2). Additional details about nonlinear Markov processes can be found in the book by Kolokoltsov (2010) (see in particular Chapter 6 and Theorem 6.1).

Theorem 1 implies the convergence of the law of the particle process towards the law of a nonlinear Markov chain which depends on the kernel K . Thanks to the quantitative pathwise estimate provided by Theorem 4 the convergence rate can be bounded explicitly in terms of K and N . One can therefore take a kernel K_N which depends on the number of particles N and such that convergence still holds. The second main theorem of this section is a *moderate interaction* type result — following the terminology of Oelschläger (1985) — which states that in a certain scaling, one can take a sequence of kernels K_N which tends to δ_0 (the Dirac distribution in 0) such that the law of the particle process converges towards the law of a nonlinear Markov chain independent of K and for which π is a stationary measure. The proof of the following theorem can be found in Subsection 3.2.

Theorem 2 (Moderate interaction). *Let $(X_t^i)_t$ be a particle process associated to an observation kernel K_N (that is to say a system of N processes constructed by Algorithm 2) where the particles are initially i.i.d with law $f_0 \in \tilde{\mathcal{P}}_0(E)$. Let $t \in \mathbb{N}$ and $\mu_t^N \in \mathcal{P}(E)$ be the common law of the processes X_t^i , $i \in \{1, \dots, N\}$ at time t . Assume that the sequence of kernels $(K_N)_N$ is such that :*

1. for all $N \in \mathbb{N}$, K_N satisfies Assumption 4 with a constant κ_N in (1) and a compact support independent of N ,
2. the sequence $(K_N)_N$ is concentrated around zero:

$$\forall \delta > 0, \int_{|x| > \delta} K_N(x) dx \xrightarrow{N \rightarrow +\infty} 0,$$

3. the sequence $(K_N)_N$ satisfies:

$$\beta_d(N) e^{(t-1)C \|K_N\|_{L^\infty} \|K_N\|_{\text{Lip}} / \kappa_N} \xrightarrow{N \rightarrow +\infty} 0. \quad (4)$$

where

$$\beta_d(N) := \begin{cases} N^{-1/2} & \text{if } d < 4 \\ N^{-1/2} \log(N) & \text{if } d = 4 \\ N^{-2/d} & \text{if } d > 4 \end{cases} \quad (5)$$

satisfies $\beta_d(N) \rightarrow 0$ as $N \rightarrow +\infty$.

Then the following convergence result holds:

$$W^1(\mu_t^N, f_t) \rightarrow 0 \quad (6)$$

where f_t is defined by $f_t = \mathcal{T}[f_{t-1}]$ and the operator $\mathcal{T} : \tilde{\mathcal{P}}_0(E) \rightarrow \tilde{\mathcal{P}}_0(E)$ is defined by duality for all $\phi \in C_b(E)$ and all $f \in \tilde{\mathcal{P}}_0(E)$ by:

$$\langle \mathcal{T}[f], \phi \rangle = \iint_{E \times E} f(x)f(y) \{h(\alpha_f(x, y))\phi(y) + (1 - h(\alpha_f(x, y))\phi(x)\} dx dy \quad (7)$$

The operator \mathcal{T} is well-defined from $\tilde{\mathcal{P}}_0(E)$ to $\tilde{\mathcal{P}}_0(E)$ and for $f \in \tilde{\mathcal{P}}_0(E)$ the PDF $\mathcal{T}[f]$ is given by:

$$\forall x \in E, \quad \mathcal{T}[f](x) = f(x) + \int_E f(x)f(y) \{h(\alpha_f(y, x)) - h(\alpha_f(x, y))\} dy.$$

It can also be seen from that formula that $\mathcal{T}[f]$ doesn't vanish on E provided that $f \in \tilde{\mathcal{P}}_0(E)$. Moreover, since for all $(x, y) \in E^2$, $\alpha_\pi(x, y) = 1$, the PDF π is a stationary measure for \mathcal{T} :

$$\mathcal{T}[\pi] = \pi.$$

Example 1. Take in dimension 1, $E = [-R, R]$ for a given $R > 0$. A typical example of a sequence of observation kernels $(K_N)_N$ which satisfy the assumption of Theorem 2 is given by

$$K_N(x) = \frac{1}{\mathcal{Z}_N} \frac{1}{\varepsilon_N} K\left(\frac{x}{\varepsilon_N}\right) \mathbf{1}_{[-2R, 2R]}(x)$$

where \mathcal{Z}_N is a normalisation constant (the sequence $(\mathcal{Z}_N)_N$ converges to 1),

$$K(x) = \frac{1}{\sqrt{2\pi}} e^{-x^2/2}$$

and the sequence $(\varepsilon_N)_N$ is assumed to converge to zero slowly enough, for instance:

$$\varepsilon_N \underset{N \rightarrow +\infty}{=} \mathcal{O}\left(\frac{1}{\sqrt{\log \log N}}\right).$$

Remark 3.1. The convergence rates obtained in Theorem 4 and Example 1 are far from being satisfactory from a computational point of view. The interest of these results is mainly theoretical and we obviously do not claim that these rates are optimal. The numerical study provided in Section 4 tends to show that the convergence rates are in practice far more satisfactory than what can be expected from the results of this section. However, we point out that the moderate interaction result (Theorem 2) and Example 1 give some insights on the choice of the size of the interaction kernel which is expected to decrease with the number of particles with a rather slow speed. This qualitative observation corresponds to what is shown in Figure 7.

It then remains to prove that as the number of iterations goes to infinity, the law of the nonlinear Markov process defined by the operator (7) converges towards the stationary distribution π . We will study an equivalent continuous time version which can be constructed by subordinating the jump times to a Poisson clock with constant rate (Brémaud, 1999, Chapter 8, Definition 2.2). The law f_t of the resulting continuous time nonlinear Markov process at time $t \in \mathbb{R}_+$ then satisfies weakly the following PDE:

$$\partial_t f_t(x) = \mathcal{T}[f_t](x) - f_t(x) = \int_E f_t(x)f_t(y) \{h(\alpha_{f_t}(y, x)) - h(\alpha_{f_t}(x, y))\} dy \quad (8)$$

In this continuous time framework, the convergence as $t \rightarrow +\infty$ of the nonlinear process is reduced to the study of the asymptotic properties of the kinetic PDE (8). In particular, its convergence as $t \rightarrow +\infty$ can be elementarily obtained by entropy methods (which are more easily written in a time continuous framework). It leads to the following theorem, the proof of which can be found in Subsection 3.3.

Theorem 3 (Convergence of the nonlinear process). *Let f_t be the solution of (8) with initial condition $f_0 \in \tilde{\mathcal{P}}_0(E)$. Assume that*

(i) *there exist two constants $0 < m < M$ such that:*

$$\forall x \in E, \quad m \leq \frac{f_0(x)}{\pi(x)} \leq M$$

(ii) *the function $h : [0, +\infty) \rightarrow [0, 1]$ satisfies the micro-reversibility condition:*

$$h(u) = uh\left(\frac{1}{u}\right). \quad (9)$$

Then there exists $\lambda > 0$ such that:

$$\|f_t - \pi\|_{TV} \leq Ce^{-\frac{\lambda}{2}t}.$$

3.2 Propagation of chaos and moderate interaction: proofs of Theorem 1 and Theorem 2

Theorem 1 and Theorem 2 can be seen as corollaries of a more general result (Theorem 4) which is the main object of this subsection. We first need to define the following nonlinear Markov process $(\bar{X}_t)_t$.

Definition 3.1. Starting from an initial state $\bar{X}_0 \sim f_0$ where $f_0 \in \mathcal{P}(E)$, the state \bar{X}_t at time $t \in \mathbb{N}$ is constructed from \bar{X}_{t-1} and the law of \bar{X}_{t-1} denoted by $f_{t-1}^K \in \mathcal{P}(E)$ as following:

1. Take as a proposal a random variable $\bar{Y}_t \sim K * f_{t-1}^K$
2. Compute the ratio

$$\alpha_{K*f_{t-1}^K}(\bar{X}_{t-1}, \bar{Y}_t) := \frac{K * f_{t-1}^K(\bar{X}_{t-1})}{K * f_{t-1}^K(\bar{Y}_t)} \cdot \frac{\pi(\bar{Y}_t)}{\pi(\bar{X}_{t-1})}.$$

3. Take $\bar{U}_t \sim \mathcal{U}([0, 1])$ and accept the proposal if $\bar{U}_t \leq h(\alpha_{K*f_{t-1}^K}(\bar{X}_{t-1}, \bar{Y}_t))$:

$$\bar{X}_t = \bar{X}_{t-1} \mathbf{1}_{U_t \geq h(\alpha_{K*f_{t-1}^K}(\bar{X}_{t-1}, \bar{Y}_t))} + \bar{Y}_t \mathbf{1}_{U_t \leq h(\alpha_{K*f_{t-1}^K}(\bar{X}_{t-1}, \bar{Y}_t))}$$

This process is well-defined and its law satisfies $f_t^K = \mathcal{T}^K[f_{t-1}^K]$ where the operator \mathcal{T}^K is defined by (2).

Note that for any $\mu \in \mathcal{P}(E)$ the support of the PDF $K * \mu$ may be bigger than E and the proposal \bar{Y}_t may not belong to E . In this case, the definition of the ratio $\alpha_{K*f_{t-1}^K}(\bar{X}_{t-1}, \bar{Y}_t)$ takes an indeterminate form. We therefore adopt the convention that in that case, the ratio is equal to zero so that a proposal outside E is never accepted. The transition operator (2) is thus well defined from $\mathcal{P}(E)$ to $\mathcal{P}(E)$.

From now on we consider N independent copies $(\bar{X}_t^i)_t$, $i \in \{1, \dots, N\}$, of the nonlinear process defined above and we define a coupled particle process $(X_t^i)_t$ such that for all $i \in \{1, \dots, N\}$, initially $X_0^i = \bar{X}_0^i \sim f_0$ and for each time $t \in \mathbb{N}$:

1. the same jump decision random variables $U_t^i = \bar{U}_t^i \sim \mathcal{U}([0, 1])$,
2. optimal proposals $Y_t^i = s(\bar{Y}_t^i)$ where s is an optimal transport map between $K * f_{t-1}^K$ and $K * \hat{\mu}_{t-1}^N$. Since these two probability densities are compactly supported, the existence of such optimal transport map (Monge problem) is given by (Caffarelli et al.,

2002, Theorem 1). By definition, the pathwise error between the proposals can thus be controlled by

$$\begin{aligned}\mathbb{E}[|Y_t^i - \bar{Y}_t^i| | \mathcal{F}_{t-1}] &= W^1(K * \hat{\mu}_{t-1}, K * f_{t-1}^K) \\ &\leq W^1(K * \hat{\mu}_{t-1}^N, K * \bar{\mu}_{t-1}^K) + W^1(K * \bar{\mu}_{t-1}^N, K * f_{t-1}^K)\end{aligned}$$

where $\bar{\mu}_t^N = \frac{1}{N} \sum_{i=1}^N \delta_{\bar{X}_t^i}$ and \mathcal{F}_t is the σ -algebra generated by the processes up to time $t \in \mathbb{N}$. From (28) it can be easily seen that for all $(\mu, \nu) \in \mathcal{P}(E)^2$,

$$W^1(K * \mu, K * \nu) \leq W^1(\mu, \nu),$$

from which we conclude that:

$$\mathbb{E}[|Y_t^i - \bar{Y}_t^i| | \mathcal{F}_{t-1}] \leq W^1(\hat{\mu}_{t-1}^N, \bar{\mu}_{t-1}^N) + e_t^N \quad (10)$$

where the error term e_t^N only depends on (the laws of) the N independent nonlinear processes $(\bar{X}_t^i)_t$:

$$e_t^N := W^1(\bar{\mu}_{t-1}^N, f_{t-1}^K).$$

The key result from which Theorem 1 and Theorem 2 follow is a quantitative pathwise estimate which controls the discrepancy between the paths of the particle process and the coupled nonlinear Markov process previously defined.

Theorem 4 (Quantitative pathwise estimate). *There exist two constants $c, C > 0$ which depend only on π, h and the dimension d such that for all $t \in \mathbb{N}$ and all $i \in \{1, \dots, N\}$,*

$$\mathbb{E}[|X_t^i - \bar{X}_t^i|] \leq c\beta_d(N) \frac{e^{tC} \|K\|_{L^\infty} \|K\|_{\text{Lip}} / \kappa^2}{e^{C\|K\|_{L^\infty} \|K\|_{\text{Lip}} / \kappa^2} - 1} \quad (11)$$

where the rate $\beta_d(N)$ is defined by (5).

PROOF (OF THEOREM 4). Let $t \in \mathbb{N}$. One has:

$$\begin{aligned}\mathbb{E}[|X_t^i - \bar{X}_t^i| | \mathcal{F}_{t-1}] &= \mathbb{E}[|Y_t^i - \bar{Y}_t^i| \mathbf{1}_{U_t^i \leq \min(h_t^i, \bar{h}_t^i)} | \mathcal{F}_{t-1}] \\ &\quad + |X_{t-1}^i - \bar{X}_{t-1}^i| \mathbb{P}(U_t^i \geq \max(h_t^i, \bar{h}_t^i) | \mathcal{F}_{t-1}) \\ &\quad + \mathbb{E}[|X_t^i - \bar{Y}_t^i| \mathbf{1}_{h_t^i \leq U_t^i \leq \bar{h}_t^i} | \mathcal{F}_{t-1}] \\ &\quad + \mathbb{E}[|Y_t^i - \bar{X}_t^i| \mathbf{1}_{\bar{h}_t^i \leq U_t^i \leq h_t^i} | \mathcal{F}_{t-1}]\end{aligned}$$

where we write for short:

$$h_t^i \equiv h(\alpha_{K * \hat{\mu}_n^N}(X_t^i, Y_t^i)) \quad \text{and} \quad \bar{h}_t^i \equiv h(\alpha_{K * f_n^K}(\bar{X}_t^i, \bar{Y}_t^i)).$$

From (10) we deduce that:

$$\begin{aligned}\mathbb{E}[|X_t^i - \bar{X}_t^i| | \mathcal{F}_{t-1}] &\leq W^1(\hat{\mu}_{t-1}^N, \bar{\mu}_{t-1}^N) + |X_{t-1}^i - \bar{X}_{t-1}^i| \\ &\quad + 2M_0(\mathbb{P}(h_t^i \leq U_t^i \leq \bar{h}_t^i | \mathcal{F}_{t-1}) + \mathbb{P}(\bar{h}_t^i \leq U_t^i \leq h_t^i | \mathcal{F}_{t-1})) + e_t^N \quad (12)\end{aligned}$$

The last two probabilities are bounded by $\mathbb{E}[|h_t^i - \bar{h}_t^i| | \mathcal{F}_{t-1}]$. Assuming that h is L_h -Lipschitz for a constant $L_h > 0$, it holds that:

$$|h_t^i - \bar{h}_t^i| \leq L_h \left| \alpha_{K * \hat{\mu}_{n-1}}(X_{t-1}^i, Y_{t-1}^i) - \alpha_{K * f_{t-1}^K}(\bar{X}_{t-1}^i, \bar{Y}_{t-1}^i) \right|.$$

Let $\bar{\mu}_t^N$ be the empirical measure of the N nonlinear Markov processes \bar{X}_t^i at time t . It holds that:

$$|h_t^i - \bar{h}_t^i| \leq L_h \left| \alpha_{K*\hat{\mu}_{n-1}}(X_{t-1}^i, Y_n^i) - \alpha_{K*\bar{\mu}_{n-1}}(\bar{X}_{t-1}^i, \bar{Y}_t^i) \right| \\ + L_h \left| \alpha_{K*\bar{\mu}_{t-1}}(\bar{X}_{t-1}^i, \bar{Y}_t^i) - \alpha_{K*f_{t-1}^K}(\bar{X}_{t-1}^i, \bar{Y}_t^i) \right|$$

The right-hand side of the inequality can be bounded thanks to the following Lipschitz estimate.

Lemma 3.1. *For all $f, g \in \mathcal{P}(\mathbb{R}^d)$ and all couples $(x, y), (x', y') \in (\mathbb{R}^d)^2$ the following Lipschitz estimate holds:*

$$|\alpha_{K*f}(x, y) - \alpha_{K*g}(x', y')| \leq \frac{2M_0}{m_0\kappa^2} \|K\|_{L^\infty} \|K\|_{\text{Lip}} W^1(f, g) \\ + \frac{2M_0}{m_0\kappa} \|K\|_{L^\infty} \left(\frac{\|\pi\|_{\text{Lip}}}{m_0} + \frac{\|K\|_{\text{Lip}}}{\kappa} \right) (|x - x'| + |y - y'|) \quad (13)$$

PROOF (OF LEMMA 3.1). One has

$$|\alpha_{K*f}(x, y) - \alpha_{K*g}(x', y')| \leq \frac{\pi(y)}{\pi(x)} \left(\frac{K*f(x)}{K*f(y)} - \frac{K*g(x)}{K*g(y)} \right) + \frac{K*g(x)}{K*g(y)} \left(\frac{\pi(y)}{\pi(x)} - \frac{\pi(y')}{\pi(x')} \right) \\ + \frac{\pi(y')}{\pi(x')} \left(\frac{K*g(x)}{K*g(y)} - \frac{K*g(x')}{K*g(y')} \right). \quad (14)$$

The desired estimate follows from direct Lipschitz estimates and the Kantorovich characterisation (28) which implies that

$$\forall (\mu, \nu) \in \mathcal{P}(E)^2, \forall z \in \mathbb{R}^d, |K*\mu(z) - K*\nu(z)| \leq \|K\|_{\text{Lip}} W^1(\mu, \nu).$$

□

Without loss of generality (see Example 1) we can assume that

$$\frac{\|\pi\|_{\text{Lip}}}{m_0} \leq \frac{\|K\|_{\text{Lip}}}{\kappa}.$$

It then follows from the Lemma 3.1 that:

$$|h_t^i - \bar{h}_t^i| \leq C \frac{\|K\|_{L^\infty} \|K\|_{\text{Lip}}}{\kappa^2} \left(|X_{t-1}^i - \bar{X}_{t-1}^i| + |Y_t^i - \bar{Y}_t^i| + W^1(\hat{\mu}_{t-1}^N, \bar{\mu}_{t-1}^N) + e_t^N \right) \quad (15)$$

where we recall that e_t^N is an error term:

$$e_t^N = W^1(\bar{\mu}_{t-1}^N, f_{t-1}^K)$$

and $C > 0$ is a constant which depends only on π and h .

Gathering (12) and (15), we obtain:

$$\mathbb{E}[|X_t^i - \bar{X}_t^i| | \mathcal{F}_{t-1}] \leq \left(1 + C \frac{\|K\|_{L^\infty} \|K\|_{\text{Lip}}}{\kappa^2} \right) (|X_{t-1}^i - \bar{X}_{t-1}^i| + W^1(\hat{\mu}_{t-1}^N, \bar{\mu}_{t-1}^N)) + 2e_t^N.$$

Let us define:

$$S_t := \frac{1}{N} \sum_{i=1}^N |X_t^i - \bar{X}_t^i|.$$

Summing the previous expression for i from 1 to N and dividing by N gives the following estimate for S_t :

$$\mathbb{E}[S_t | \mathcal{F}_{t-1}] \leq 2 \left(1 + C \frac{\|K\|_{L^\infty} \|K\|_{\text{Lip}}}{\kappa^2} \right) S_{t-1} + 2e_t^N$$

where we have used the fact that

$$W^1(\hat{\mu}_{t-1}^N, \bar{\mu}_{t-1}^N) \leq \frac{1}{N} S_t.$$

Taking the expectation, this last bound can be rewritten:

$$\mathbb{E}[S_t] \leq \left(1 + C \frac{\|K\|_{L^\infty} \|K\|_{\text{Lip}}}{\kappa^2} \right) \mathbb{E}[S_{t-1}] + 2\mathbb{E}[e_t^N] \quad (16)$$

where the value of $C > 0$ may have changed but still depends only on π and h .

The error term can be controlled uniformly on t using (Carmona and Delarue, 2018, Theorem 5.8) or (Fournier and Guillin, 2015). In particular, since π is a smooth probability density function on a compact set, it has finite moments of all order and therefore it follows from (Carmona and Delarue, 2018, Theorem 5.8) that

$$\forall t \in \mathbb{N}, \quad 2\mathbb{E}[e_t^N] \leq c\beta_d(N) \quad (17)$$

where c is a constant which depends only on π and on the dimension d and $\beta_d(N)$ is defined by (5).

Using the estimates (16) and (17), one can easily prove by induction that:

$$\mathbb{E}[S_t] \leq c\beta_d(N) \sum_{s=0}^{t-1} e^{C \frac{\|K\|_{L^\infty} \|K\|_{\text{Lip}}}{\kappa^2} s} = c\beta_d(N) \frac{e^{tC \frac{\|K\|_{L^\infty} \|K\|_{\text{Lip}}}{\kappa^2}}}{e^{C \frac{\|K\|_{L^\infty} \|K\|_{\text{Lip}}}{\kappa^2}} - 1} \quad (18)$$

By symmetry of the processes, all the quantities $\mathbb{E}[|X_t^i - \bar{X}_t^i|]$ are equal and their common value is $\mathbb{E}[S_t]$. The result follows. \square

The proof of Theorem 1 is a direct consequence of Theorem 4 and (Sznitman, 1991, Proposition 2.2). The proof of Theorem 2 follows similarly.

PROOF (OF THEOREM 2. By Definition A.1 of the Wasserstein distance and under the assumption (4), Theorem 4 implies that

$$W^1(\mu_t^N, f_t^{K_N}) \rightarrow 0$$

where $f_t^{K_N}$ is defined by the recurrence relation $f_t^{K_N} = \mathcal{T}^{K_N}[f_{t-1}^{K_N}]$ with \mathcal{T}^{K_N} defined by (2). For every continuous function h on E , $K_N * h$ converges uniformly to h on every compact set. In particular for all $\phi \in C_b(E)$, it implies that:

$$\langle f_1^{K_N}, \phi \rangle = \langle \mathcal{T}^{K_N}[f_0], \phi \rangle \xrightarrow{N \rightarrow +\infty} \langle \mathcal{T}[f_0], \phi \rangle = \langle f_1, \phi \rangle$$

which implies the weak-* convergence of the sequence of probability measures $(f_1^{K_N})_N$ towards f_1 . Since E is compact, we deduce from (29) that

$$W^1(f_1^{K_N}, f_1) \rightarrow 0.$$

This W^1 -convergence holds similarly for each fixed time $t \in \mathbb{N}$. The result thus follows by the triangular inequality. \square

3.3 Convergence of the nonlinear process: proof of Theorem 3

This subsection is devoted to the proof of Theorem 3.

PROOF (OF THEOREM 3). Let $\varphi : \mathbb{R} \rightarrow \mathbb{R}$ be a convex differentiable function such that $\varphi(1) = 0$. The proof will be based on the properties of the following family of relative entropy :

$$\mathcal{H}[f|\pi] := \int_E \pi(x) \varphi \left(\frac{f(x)}{\pi(x)} \right) dx. \quad (19)$$

Step 1. Entropy and dissipation

The time derivative of this entropy is given by:

$$\begin{aligned} \frac{d}{dt} \mathcal{H}[f_t|\pi] &= \int_E \partial_t f_t(x) \varphi' \left(\frac{f_t(x)}{\pi(x)} \right) dx \\ &= \iint_{E \times E} f_t(x) f_t(y) \left\{ h(\alpha_{f_t}(y, x)) - h(\alpha_{f_t}(x, y)) \right\} \varphi' \left(\frac{f_t(x)}{\pi(x)} \right) dx dy \\ &= - \iint_{E \times E} f_t(x) f_t(y) \left\{ h(\alpha_{f_t}(y, x)) - h(\alpha_{f_t}(x, y)) \right\} \varphi' \left(\frac{f_t(y)}{\pi(y)} \right) dy dx \end{aligned}$$

where the last line comes from the change of variable $(x, y) \mapsto (y, x)$. Taking half the sum of the two last lines gives the following entropy-dissipation inequality

$$\begin{aligned} \frac{d}{dt} \mathcal{H}[f_t|\pi] &= -\frac{1}{2} \iint_{E \times E} f_t(x) f_t(y) \left\{ h(\alpha_{f_t}(y, x)) - h(\alpha_{f_t}(x, y)) \right\} \\ &\quad \times \left\{ \varphi' \left(\frac{f_t(y)}{\pi(y)} \right) - \varphi' \left(\frac{f_t(x)}{\pi(x)} \right) \right\} dy dx \\ &=: -\mathcal{D}[f_t|\pi] \leq 0 \end{aligned} \quad (20)$$

where the inequality comes from the fact that h and φ' are increasing and from the definition (3) of α_{f_t} . The quantity $\mathcal{D}[f_t|\pi]$ is called the relative dissipation. The goal of the proof is to obtain a dissipation-entropy inequality of the form:

$$\mathcal{D}[f_t|\pi] \geq \lambda \mathcal{H}[f_t|\pi], \quad \lambda > 0$$

which coupled with the entropy-dissipation inequality (20), Gronwall's lemma and a Csiszár-Kullback type inequality (Bolley and Villani, 2005) will give the desired result.

Step 2. Micro-reversibility condition

We first rewrite the PDE (8) under a more classical form (nonlinear Boltzmann type equation):

$$\partial_t f(x) = \int_E \left\{ W_f(y \rightarrow x) f(y) - W_f(x \rightarrow y) f(x) \right\} dy$$

with

$$W_f(y \rightarrow x) = f(x) h(\alpha_{f_t}(y, x)).$$

Let us consider the micro reversibility condition

$$W_f(y \rightarrow x) \pi(y) = W_f(x \rightarrow y) \pi(x). \quad (21)$$

The condition (21) is fulfilled for the functions h which satisfies (9) for instance $h(u) = \min(1, u)$.

From now on we take $\varphi(u) = \frac{1}{2}(u - 1)^2$ in (19). The dissipation is given by

$$\mathcal{D}[f_t|\pi] = \frac{1}{2} \iint_{E \times E} f_t(x) f_t(y) \left\{ h(\alpha_{f_t}(y, x)) - h(\alpha_{f_t}(x, y)) \right\} \left\{ \frac{f_t(y)}{\pi(y)} - \frac{f_t(x)}{\pi(x)} \right\} dy dx.$$

Using the definition of $W_f(y \rightarrow x)$:

$$\mathcal{D}[f_t|\pi] = \frac{1}{2} \iint_{E \times E} \left(W_f(y \rightarrow x) f(y) - W_f(x \rightarrow y) f(x) \right) \left(\frac{f_t(y)}{\pi(y)} - \frac{f_t(x)}{\pi(x)} \right) dy dx$$

and with the micro reversibility condition (21) :

$$\begin{aligned} \mathcal{D}[f_t|\pi] &= \frac{1}{2} \iint_{E \times E} \left(W_f(y \rightarrow x) f(y) - W_f(y \rightarrow x) f(x) \frac{\pi(y)}{\pi(x)} \right) \left(\frac{f_t(y)}{\pi(y)} - \frac{f_t(x)}{\pi(x)} \right) dy dx \\ &= \frac{1}{2} \iint_{E \times E} W_f(y \rightarrow x) \pi(y) \left| \frac{f_t(y)}{\pi(y)} - \frac{f_t(x)}{\pi(x)} \right|^2 dx dy. \end{aligned}$$

Step 3. Dissipation-entropy inequality

In order to find a dissipation-entropy inequality, we want to prove

$$W_f(y \rightarrow x) \geq \lambda \pi(x)$$

for a given $\lambda > 0$, which is equivalent to

$$\frac{f_t(x)}{\pi(x)} h(\alpha_{f_t}(y, x)) \geq \lambda.$$

To do so it is enough to prove that there exist two constants $m < 1$ and $M > 1$ such that for all $x \in E$ and all $t \geq 0$:

$$m \leq \frac{f_t(x)}{\pi(x)} \leq M \quad (22)$$

Let us assume that the bound (22) holds at time $t = 0$ and let us prove that it holds for all time. To do so let us introduce the functions

$$\phi_m(u) = \max(0, -u + m), \quad \psi_M(u) = \max(0, u - M)$$

which are convex and satisfy $\phi_m(1) = \psi_M(1) = 0$. Using the entropy-dissipation inequality (20) with ϕ_m and ψ_M , it holds that

$$\int_E \pi(x) \phi_m \left(\frac{f_t(x)}{\pi(x)} \right) dx \leq \int_E \pi(x) \phi_m \left(\frac{f_0(x)}{\pi(x)} \right) dx = 0$$

which implies that $-\frac{f_t(x)}{\pi(x)} + m \leq 0$. Similarly

$$\int_E \pi(x) \psi_M \left(\frac{f_t(x)}{\pi(x)} \right) dx \leq \int_E \pi(x) \psi_M \left(\frac{f_0(x)}{\pi(x)} \right) dx = 0$$

which implies that $\frac{f_t(x)}{\pi(x)} - M \leq 0$. So that (22) holds for all time. We can therefore conclude:

$$\mathcal{D}[f_t|\pi] \geq \frac{\lambda}{2} \iint_{E \times E} \pi(x) \pi(y) \left| \frac{f_t(y)}{\pi(y)} - \frac{f_t(x)}{\pi(x)} \right|^2 dx dy = \lambda \mathcal{H}[f_t|\pi]. \quad (23)$$

Step 4. Gronwall's lemma and conclusion

Gathering (20) and (23) we obtain:

$$\frac{d}{dt} \mathcal{H}[f_t|\pi] \leq -\lambda \mathcal{H}[f_t|\pi].$$

We can conclude using Gronwall's lemma:

$$\mathcal{H}[f_t|\pi] \leq \mathcal{H}[f_0|\pi] e^{-\lambda t}$$

and by the Csiszár-Kullback inequality (Bolley and Villani, 2005) — which in this context reduces to the inequality between the L^1 and L^2 norms :

$$\|f_t - \pi\|_{TV} \leq \sqrt{2\mathcal{H}[f_t|\pi]}$$

which gives the exponential decay of the TV norm — which is the L^1 norm, see Proposition A.2 :

$$\|f_t - \pi\|_{TV} \leq C e^{-\frac{\lambda}{2} t}.$$

□

3.4 Looking back upon the Metropolis-Hasting algorithm

The convergence analysis of our algorithm relies on two main steps, namely the convergence of the particle process towards a nonlinear Markov process and then the study of the ergodic properties of this last process. Of course when there are no interactions between the particles as in PMH, the first step is not needed since each particle follows an independent linear Markov process. As mentioned in the Section 2, the ergodic properties of this process have been theoretically studied, in particular by Diaconis et al. (2011) with an operator point of view (which highly depends on the linear framework). In this final subsection, we illustrate the robustness of the entropy method employed in the last subsection by giving an alternative proof of the convergence of the classical Metropolis-Hastings algorithm.

In this context, the evolution of the law of the process constructed by Algorithm 1 (with a symmetric proposal distribution q) is given by the following linear operator:

$$Qf(x) := \int_E q(x, y) \min(\pi(x), \pi(y)) \left(\frac{f(y)}{\pi(y)} - \frac{f(x)}{\pi(x)} \right) dy. \quad (24)$$

The law of this process then satisfies the following linear PDE (in a time continuous framework):

$$\partial_t f(x) = Qf(x) \quad (25)$$

As in the nonlinear setting, its asymptotic behaviour as $t \rightarrow +\infty$ can be described by an entropy dissipation property. More precisely, let us define the relative entropy:

$$\mathcal{H}[f_t|\pi] := \frac{1}{2} \int_E \left| \frac{f}{\pi}(x) - 1 \right|^2 \pi(x) dx \quad (26)$$

It satisfies the following entropy-dissipation estimate:

$$\frac{d}{dt} \mathcal{H}[f_t|\pi] = - \iint_{E \times E} q(x, y) \min(\pi(x), \pi(y)) \left| \frac{f(y)}{\pi(y)} - \frac{f(x)}{\pi(x)} \right|^2 dx dy =: -\mathcal{D}[f_t] \leq 0. \quad (27)$$

Let us define the “jump probability” :

$$W(y \rightarrow x) := q(x, y) \min\left(\frac{1}{\pi(y)}, \frac{1}{\pi(x)}\right) \pi(x)$$

so that the dissipation operator can be rewritten:

$$\mathcal{D}[f_t] = \iint_{E \times E} W(y \rightarrow x) \pi(y) \left| \frac{f(y)}{\pi(y)} - \frac{f(x)}{\pi(x)} \right|^2 dx dy.$$

With the assumption that $q(x, y) \geq c > 0$ and $0 < \pi(x) \leq M$, it holds that:

$$\mathcal{D}[f_t] \geq \frac{c}{M} \iint \pi(x) \pi(y) \left| \frac{f(y)}{\pi(y)} - \frac{f(x)}{\pi(x)} \right|^2 dx dy = \frac{2c}{M} \mathcal{H}[f_t | \pi].$$

Putting this estimate in (27) we get

$$\frac{d}{dt} \mathcal{H}[f_t | \pi] \leq -\frac{2c}{M} \mathcal{H}[f_t | \pi].$$

Gronwall's lemma gives :

$$\mathcal{H}[f_t | \pi] \leq \mathcal{H}[f_0 | \pi] e^{-\frac{2c}{M} t}.$$

To conclude we apply the Csiszár-Kullback inequality (Bolley and Villani, 2005) — which in this context reduces to the inequality between the L^1 and L^2 norms :

$$\|f_t - \pi\|_{TV} \leq \sqrt{2\mathcal{H}[f_t | \pi]}$$

which gives the exponential decay of the TV norm (which is the L^1 norm) :

$$\|f_t - \pi\|_{TV} \leq C e^{-\lambda t}$$

with $C := \sqrt{2\mathcal{H}[f_0 | \pi]}$ and $\lambda := c/M$.

4 Numerical methods and experiments

The object of this section is the numerical analysis of Algorithm 2. Its practical implementation is discussed in Subsection 4.1. The convergence speed and accuracy of the method is tested for various test distributions and compared to a naive parallel implementation of N Metropolis-Hastings algorithms, that we call PMH — parallel Metropolis-Hastings—, PMC and a non-adaptive version of parallel Wang Landau algorithm (Subsection 4.2). Additional details on the choice of parameters are given in Subsection 4.3. Finally, an estimation of the quality of the sample in terms of autocorrelation and ESS can be found in Subsection 4.4.

The code for all the simulations presented here is available at <https://github.com/GClarte/CMC>.

4.1 Practical implementation and computation time

CMC is naturally parallelisable, as at each step the evolution of each particle can be computed independently from the evolution of the other particles. This greatly increases the potential of CMC compared to the Metropolis-Hastings algorithm. PMC, parallel Wang-Landau and the fictitious PMH also share this property in the same measure; they will be our main comparison points in this section.

At each iteration of the algorithm and for each particle, we have to compute the quantity $K * \hat{\mu}_n^N$ which takes $\mathcal{O}(N)$ operations. A naive computation leads to a computational cost of order $\mathcal{O}(TN^2)$ for CMC, for N particles and T iterations, making its use non-competitive when N is very large. It is actually a well-known obstacle of molecular dynamics algorithms for which efficient computation methods have been developed in the past decades. A first simple idea is to exploit the symmetry of the binary interactions to reduce the computation cost by half. Another very efficient and commonly used method is referred as the cell-list method or Verlet list method in the literature. In this method, we store at each time

the position of the particles according to a grid, so that a particle can only interact with particles in the contingent boxes, drastically reducing the number of neighbours with which we compute the distance. A review can be found in Hersir Sigurgeirsson et al. (2001). This computation is also linked to the nearest-neighbour search, which has been widely studied in the past decades. For our simulations, we chose the cell-list method, for its simplicity, especially in dimension 1. However, the computation time is around 10 time longer for our method compared to the others.

These methods do not modify the interaction process, their aim is only to avoid useless expensive computations. On the contrary, the recent Random Batch Method described by Jin et al. (2018) developed in the framework of diffusion processes allows a reduction of the computational cost of the simulation of a system of N particles from $\mathcal{O}(N^2)$ down to $\mathcal{O}(N)$ at the cost of a modification of the process. The direct adaptation to our discrete time jump framework can be implemented and can actually be seen as a noisy variant of Algorithm 2: at each iteration an additional step randomly divides the particles into a prescribed number of batches. A particle then interacts only with the particles in its batch. The batch allocation is randomly updated at each iteration, so that we have unbiased estimator of the quantities used in the algorithm, but no exact value. Even if it can significantly reduce the computation time, the implementation of the Random Batch Method gives less good results in terms of accuracy of the resulting sample. Further analysis which is left for future work would be required to explain this numerical behaviour.

4.2 Convergence speed and accuracy

We compare the efficiency of CMC — *collective* — with a simple PMH — *parallel* — a standard implementation of PMC — *population* — and a non-adaptive version of Parallel Wang Landau from the R package PAWL — that will be referred to as *PAWL*. We only used the most basic method for PMC, we are aware of the recent and successful improvements that have been lately implemented; similarly we will not use the adaptive versions of PAWL, nor the available preliminary exploration algorithm included in the package. We acknowledge the efficiency and the quality of these improvements but our goal is to compare equally complex methods. The compared method are equally easy to implement. We will first compare the results on Gaussian targets truncated on a compact interval, and then on Cauchy targets on the full real line (to which the theoretical results presented in the previous section do not apply).

For each method and each target, the initial position of the particle is chosen independently uniformly distributed on $[0, 1]$. We set the number of bins to 1000 on $[0, 1]$ in PAWL as it appeared to be the most efficient choice on every function tested.

4.2.1 Truncated Gaussian targets

First, we propose to compare the efficiency of CMC on three Gaussian target densities truncated on the interval $[0, 1]$, represented in Figure 1.

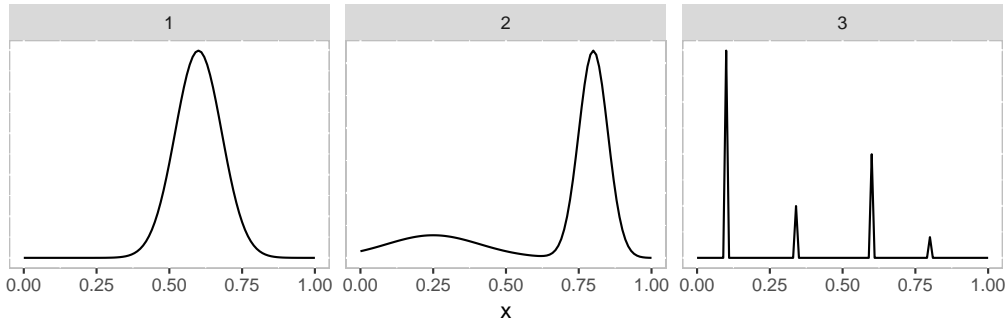


FIGURE 1: Densities studied.

1. The first density is a simple Gaussian distribution $\mathcal{N}(0.6, 0.08^2)$ truncated on the interval $[0, 1]$
2. The second density is the mixture of two Gaussians (truncated on the interval $[0, 1]$), one of which has high variance and is more peaked than the other:

$$0.07\mathcal{N}(0.25, 0.16^2) + 0.2\mathcal{N}(0.8, 0.05^2).$$

3. The third density is the mixture (truncated on the interval $[0, 1]$) of four highly peaked Gaussians and two flat Gaussians, invisible on the Figure:

$$0.7\mathcal{N}(0.72, 0.3^2) + 0.5\mathcal{N}(0.3, 0.2^2) + 20\mathcal{N}(0.8, 0.002^2) \\ + 100\mathcal{N}(0.6, 0.002^2) + 50\mathcal{N}(0.34, 0.002^2) + 200\mathcal{N}(0.1, 0.002^2).$$

Each of these densities requires a different implementation of PMH, PAWL and PMC algorithms in order to capture its essential features. In particular, the third target presents an almost null density between the peaks and a non appropriate proposal greatly reduces the mixing properties of PMH and PMC. Furthermore, in PAWL, additionally to the transition kernel, the number of bins used to keep track of the past of the chain is also critical.

In the experiments, we use a uniform proposal on a ball for CMC and PMH, that is $K \propto \mathbf{1}_{|x| < \varepsilon}$ for some parameter ε . PMC and PAWL have been implemented with a normal proposal with fixed variance. For PMC, this last proposal is intended to avoid over concentration and has been chosen so that the tail of the proposal is heavier than the tail of the target. In general, we have no information on the tail of π so that a normal proposal can be inefficient as well. In the experiments, we chose for PMC, PMH and PAWL, for each target the best parameter in the range of the tested values. Although the optimal parameter is surely not among the tested values, that is the best we can do without adaptive methods. On the contrary, we chose a single parameter ε for CMC, for every target, tuned according to the rule of thumb suggested by the theoretical part. More details on the choice of this parameter in practise are given in Subsection 4.3

As a first experiment we run each algorithm with the same parameters for each distribution. We fixed the number of particles $N = 10^4$. The parameter of the proposal kernel are summarised in Table 1. For each situation we chose the parameter leading to the fastest convergence among a set of values. Note that this choice of optimising the convergence speed does not guarantee the quality of the resulting sample. Smaller values of the kernel shape parameter for PMH, PAWL or PMC did not appear to be suitable, as PMC over concentrate in a single mode. In Figure 2 we show — for each target and as a function of the number of iterations — the evolution of the Kolmogorov-Smirnov test statistic (KS) between $(X_t^i)_i$ the particle population at each time and a sample from the target produced by rejection — thus perfectly i.i.d. We recall that the result of the KS test gives the distance between the empirical cumulative distribution functions of the two samples for the L^∞ norm. In order

to reduce the variability of the result, we have computed the mean over 50 replicas of the algorithms.

TABLE 1: Parameters of the proposal kernel for the Gaussian targets

	CMC	PMH	PMC	PAWL
1	0.01	1	0.5	0.1
2	0.01	1	1	0.5
3	0.01	1	1	0.5

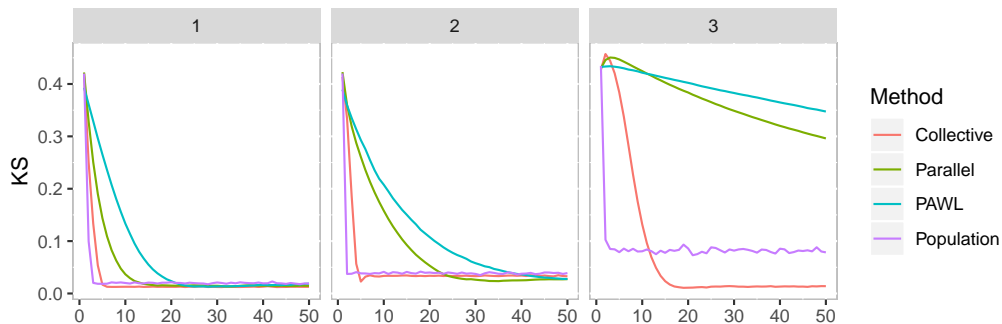


FIGURE 2: Convergence of the methods for the KS statistic test for the first, second and third targets. Parameters : $N = 10^4$, kernel shape parameter described in Table 1.

Our algorithm reaches a small distance far more quickly than PMH or PAWL. For a right choice of parameter PMC produces comparable results. The results on the third target are slightly worse than the two others, because of the shape of the distribution. We can qualitatively check the behaviour of the algorithm by comparing the histograms of the populations at the 10th iteration for the first and second target and after the 20th iteration of the third one, see Figure 3. For the first and second targets, CMC and PMC both have converged, while PAWL and PMH both struggle either to reach the target or finding the right balance between the modes of the second distribution. The result for the third one are less clear, as the difference only lies in the weight of each mode. It is worth noticing that for a smaller shape parameter for the proposal, PMH, and more generally MH, cannot find the correct balance between the modes as it is not possible for a chain to navigate between the modes.

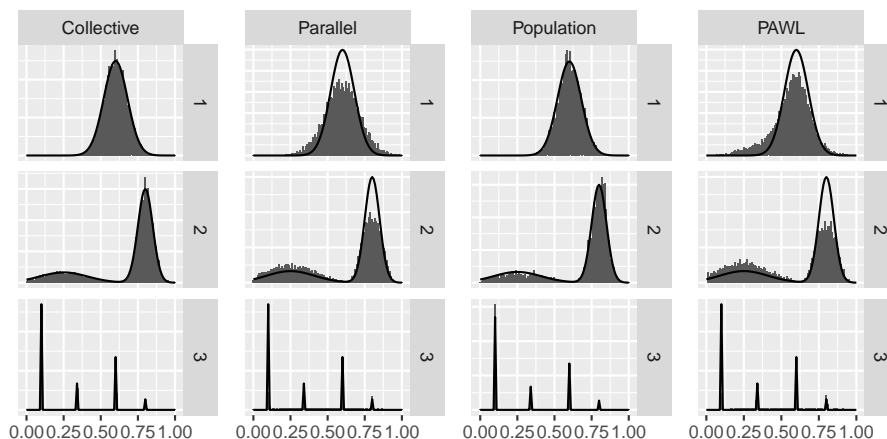


FIGURE 3: Histograms of the distributions at 10th iteration for each method and the first and second targets, after the 20th for the third; 10^4 particles, same parameters as before.

As we underlined the choice of the parameters is critical in the use of PMC, PMH and PAWL, and finding a suitable parameter can be difficult. A poor choice of the parameter in PMC causes the algorithm to concentrate on a single mode. It is worth noticing that for high values of the kernel shape parameter the proposal is indeed almost uniform on $[0, 1]$, that is in these conditions both algorithm are closer to a simple rejection sampler than a MCMC method, and more precise proposals do not allow the algorithm to converge to the target, or converge too slowly. In other words, the sample resulting from these methods are highly correlated. *je sais pas si je dois en dire plus* Noticeably, adaptive versions of PMC as proposed by Cappé et al. (2008) rely on a proposal constituted of a mixture of a set of distributions whose coefficients are adapted. Although this method drastically increases the efficiency of the method in certain cases we doubt that it can be a universal solution to this problem as we can always imagine a target for which the set of distributions will not be suitable.

4.2.2 Cauchy targets

For a more thorough analysis of CMC, we propose two other targets presented in Figure 4. These densities are based on Cauchy distributions and are not compactly supported so that we lack theoretical guarantee. Furthermore, Cauchy densities have an heavy tail. According to Cappé et al. (2004), the proposal distribution of PMC must have a heavier tail than the target so that the weight in the importance sampling do not degenerate with time. Thus, PMC algorithm with a normal proposal will be less efficient on such distributions, due to the difference in the tail weight of the proposal and the target. We insist that we have *a priori* no information on the tail of the target distribution, and that we can imagine targets with arbitrary heavy tails. Let us consider the following distributions.

- 4 The fourth density is a mixture of a Gaussian distribution and a Cauchy distribution:

$$\mathcal{C}(0.1, 0.01) + \mathcal{N}(0.9, 0.01^2).$$

- 5 The fifth density is the mixture of two Cauchy distributions:

$$\mathcal{C}(0.1, 0.1) + \mathcal{C}(0.8, 0.05).$$

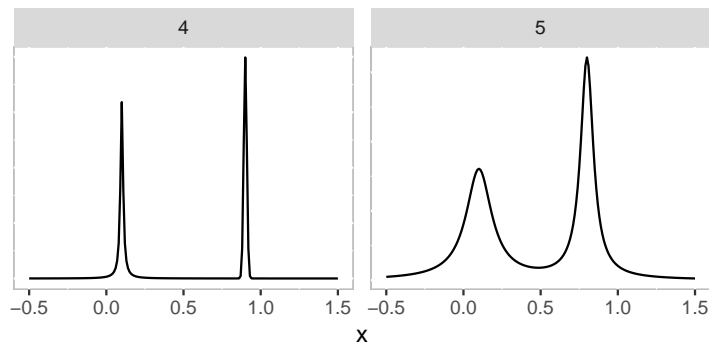


FIGURE 4: Non compact target densities

The parameter selected for the simulations are presented in Table 2. The simulation has been run with $N = 10^4$ particles. As before we compare the convergence in terms of Kolmogorov-Smirnov test statistic. To reduce the variability of the result, we compute the mean over 50 replicas of the chains. The results are presented in Figure 5.

TABLE 2: Parameters of the proposal kernel for the Cauchy targets

	CMC	PMH	PMC	PAWL
4	0.01	0.5	0.5	0.1
5	0.01	0.5	0.5	0.5

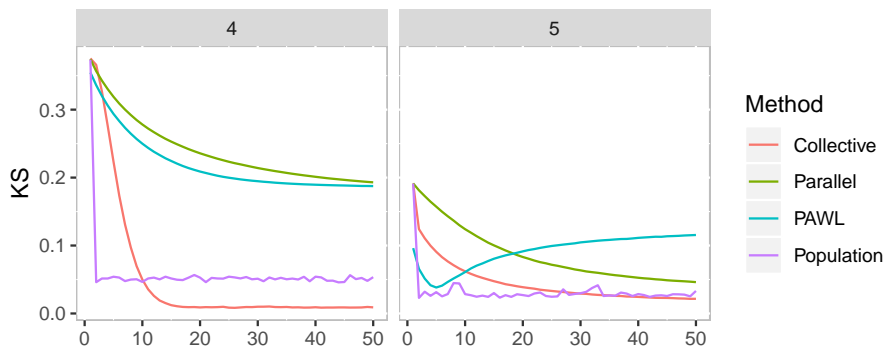


FIGURE 5: Convergence of the methods for the KS statistic test on the fourth and fifth targets. $N = 10^4$ particles, kernel shape parameter presented in Table 2.

CMC behaves pretty well on those distributions even though the parameter was chosen in the same range as before. PMH is, as before too slow to converge, while PMC does not converge to the target, PAWL requires to choose wisely the range of the bins as showed by the results of the fourth target, in practice we need to run an exploratory Metropolis-Hastings to find a suitable range. This tends to prove that for a given choice of proposal and parameter CMC is resilient to changes in the target, without adaptivity of the parameter or pre-exploration. This comes from the mean field limit that allows CMC to converge to the target under asymptotic hypotheses on the parameters. Increasing the number of particles is therefore a general solution to the convergence issues. As before we provide for the same choice of parameters the histograms after the 100th iteration in Figure 6. While CMC accurately reconstitutes the target, PMC is still converging and PMH has diverged from the target by over concentrating on one of the modes. This last fact probably comes from the

fact that the normal proposal has a lighter tail than the Cauchy target. Clearly a wrong range for the exploration of PAWL leads to inaccurate results, hence the use of preliminary exploratory algorithm.

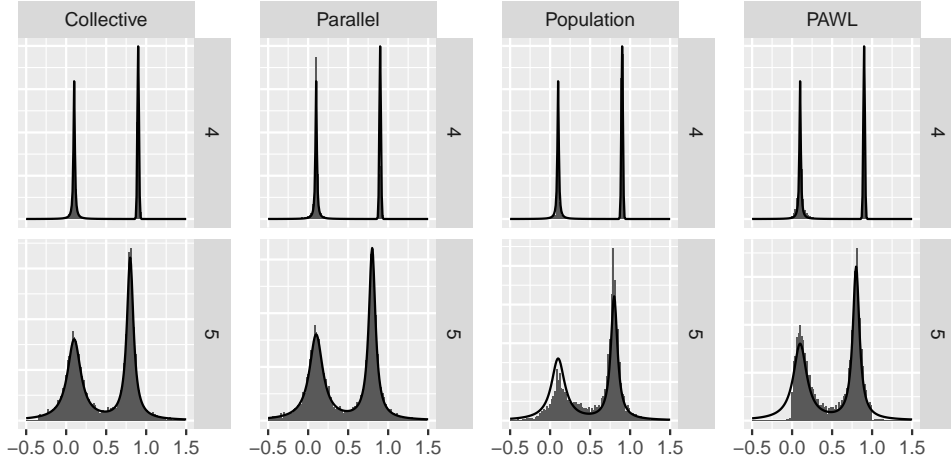


FIGURE 6: Histograms of the distributions at 100th iteration for each method and the fourth and fifth target

To summarise, despite its simple implementation, CMC provides very good results for a wide range of targets and requires only little or no preliminary work or evolved adaptive scheme, contrary to other sampling methods.

4.3 Tuning the method

4.3.1 Choice of the proposal parameter

For a same choice of shape parameter, ε , CMC has proven its efficiency for a wide variety of targets. Indeed, in CMC ε more critically depends on the number of particles N than on the target: in this subsection we set $\varepsilon = \mathcal{O}(N^{-\alpha})$, with a constant depending on the target and we show numerically the influence of the choice of α on the resulting sample. In Section 3, we will give some theoretical arguments on the choice of α . Intuitively, α must be chosen so that the number of interacting particles in a ball of radius ε is large enough, but ε also has to decrease so that $K * \hat{\mu}_n^N$ is a good approximation of the target.

We tested several values of α on each of the first three target distributions, the results in terms of Kolmogorov-Smirnov statistic (KS) is shown in Figure 7. High values of α do not appear to be suitable, and we recommend $\alpha = 3/4$ or $1/2$ in dimension 1. Even though it may slow the convergence speed for pathological targets it is never a bad choice. For smaller values of α the convergence is too slow and for higher values the radius of interaction becomes too small to ensure enough interactions between the particles. As a general rule, we recommend to increase the number of particles to reduce the other possible issues rather than changing α in the experiments.

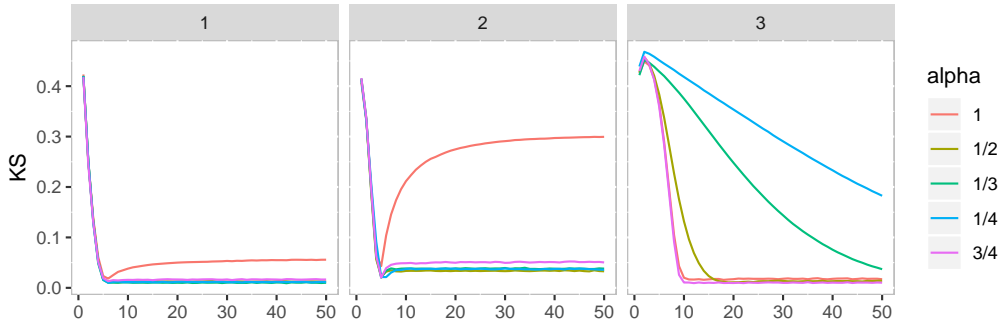


FIGURE 7: For several values of α and $N = 10^4$, evolution of KS statistics to the targets.

4.3.2 Choice of the number of particles

As we chose ε as a function of the number of particles, we are theoretically more free to choose the number of particles. We have to keep in mind that increasing the number of particles increases the computation time, even though using one of the above mentioned techniques reduces this effect. On the other hand, the theoretical results presented in Section 3 are valid only in the limit of an infinite number of particles. In our implementations, we noticed that increasing the number of particles is a good way to ensure the accuracy of the algorithm. This can be assessed in Figure 8, which shows the evolution of the Kolmogorov-Smirnov distance depending on the number of particles. The interaction kernel is a ball of radius $\varepsilon = N^{-1/2}$. The result shown is a mean over 30 replicas.

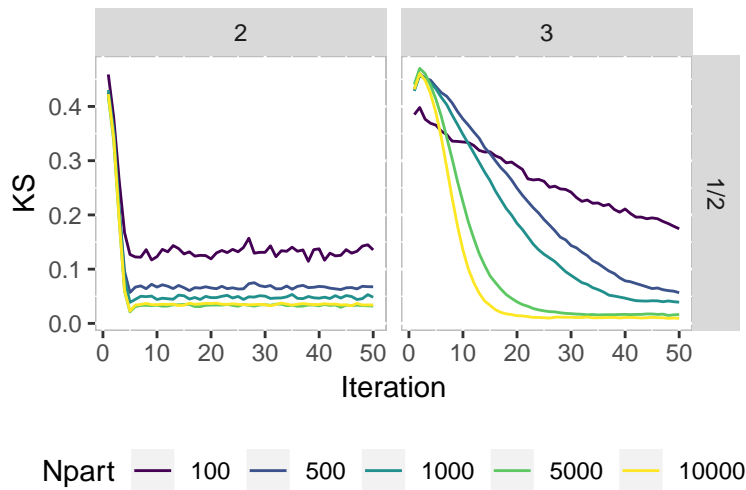


FIGURE 8: For several values of N and $\alpha = 1/2$, evolution of KS statistics to some of the targets

For the second target we can notice that for a small number of particles, CMC poorly converges to the target; on the other hand on the third target, increasing the number of particles increases the convergence speed to the target. These are the two reasons for increasing the number of particles: reducing the convergence time and increasing accuracy; both being ensured in the analytical framework when $N \rightarrow \infty$.

Our rule of thumb on the choice of the particles is that it depends mainly on the dimension of E , and not that much on the target density. Intuitively, when the dimension increases the number of particles should be exponentially increased so that the number of particles in

each neighbourhood remains constant (i.e. a sufficiently high density of particles has to be maintained as the dimension increases), that is exactly the curse of dimensionality.

4.4 Quality of the resulting sample

The resulting sample of CMC is a Markov chain in the product space E^N , inducing a correlation of the points that can dramatically reduce the efficiency of CMC. The traditional tool to measure the quality of a sample from any MCMC method is the effective sample size (ESS) (Robert, 2015), it is based on the computation of the variance of a posterior estimator $\sum_i f(X_i)$ of $\mathbb{E}_\pi[f(X)]$, usually the empirical mean — that is $f = id$ — associated with a sample $(X_i)_i$ produced by the algorithm once it has reached equilibrium. In particle methods, the sample (X_t^i) is indexed by both the “space” i and the time t , leading to two major correlations in the sample, the synchronous correlation between two particles at a same time, and the diachronic correlation between particles at different times. In Section 3, we will prove that for any integer k , the joint distribution of any k particles at time t tends to $\pi^{\otimes k}$ for any k as N grows, *i.e.* the particles tend to be independent as their number increases (Corollary 1), meaning that we can neglect the synchronous correlation for high values of N . This leads to the following variance estimation for N particles and T iterations:

$$\begin{aligned} \text{Var} \left((NT)^{-1} \sum_{t,i} X_t^i \right) &= T^{-2} \sum_t \text{Var}(\bar{X}_t) + T^{-2} \sum_{t,s} \text{Cov}(\bar{X}_t, \bar{X}_s) \\ &= T^{-1} \text{Var}(\bar{X}_0) \left(1 + T^{-1} \sum_{t,s} \rho(\bar{X}_t, \bar{X}_s) \right) \\ &= T^{-1} \text{Var}(\bar{X}_0) \left(1 + 2T^{-1} \sum_{s=1}^T (T-s) \rho(\bar{X}_0, \bar{X}_s) \right) \\ &\simeq T^{-1} \text{Var}(\bar{X}_0) \left(1 + 2 \sum_{s=1}^{\infty} \rho(\bar{X}_0, \bar{X}_s) \right) \\ &\simeq (NT)^{-1} v \left(1 + 2 \sum_{s=1}^{\infty} \rho(\bar{X}_0, \bar{X}_s) \right) \end{aligned}$$

with v the variance of the target distribution, $\bar{X}_t = N^{-1} \sum_i X_t^i$, and

$$\rho(\bar{X}_t, \bar{X}_s) = \text{Cov}(\bar{X}_t, \bar{X}_s) / \text{Var}(\bar{X}_0)$$

the correlation. This variance is equivalent to the variance of an i.i.d. sample with size $N\tilde{T}$, where

$$\tilde{T} = \frac{T}{1 + 2 \sum_{s=1}^T \rho(\bar{X}_0, \bar{X}_s)}.$$

The same estimation holds for a sample from PMH, indicating that we can use the autocorrelation of the sequence of the empirical means \bar{X}_t as a comparison point for the effective sample size of both methods. To our knowledge there is no asymptotic result on the ESS for PMC.

Figure 9 represents the autocorrelation functions of the samples $(\bar{X}_t)_t$ for CMC and PMH for a same parameter. We ran the simulations for the first target for two values of the parameter, one on each graph: $\varepsilon = N^{-\alpha}$, $\alpha = 1/2$ and $\alpha = 1$, with $N = 10^4$ the number of particles.

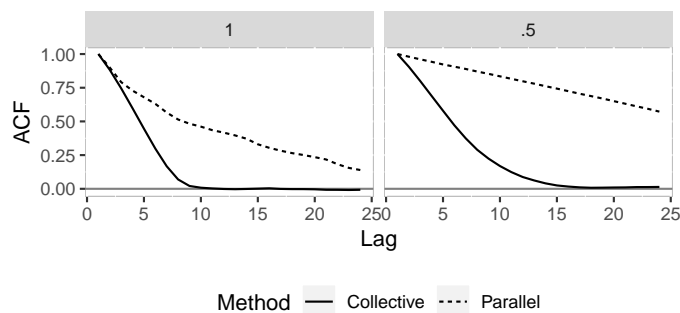


FIGURE 9: Autocorrelation of the resulting sample for the first target, for $\varepsilon = N^{-\alpha}$.

CMC is clearly less correlated than PMH, thus clearly more efficient than PMH. A direct computation of the variance of the estimator did not lead to clear conclusions, as in each method the variance is comparably small for the high number of particles we are interested in.

5 Conclusion

CMC seems to provide interesting results for a wide range of distributions, including the pathological ones, which are tackled with difficulty by more traditional methods. The clearest advantage of CMC being to simplify the choice of the proposal distribution, as the only important point is that its size must be tuned according to the number of particles, theoretically when encountering convergence issue, the most simple solution is to increase the number of particles.

CMC is primarily competitive for a high number of particles. The correct number of particles depends on the dimension of E . As for the Metropolis-Hastings algorithm, further work will be needed to deal with the curse of dimensionality, which is clearly visible in the proof of the propagation of chaos.

It remains that the analytic framework we presented, based on asymptotic results on the number of particles, can be an interesting point of view on particle methods. This framework which is based on tools of kinetic theory and nonlinear analysis opens new possibilities on adapting particle methods to other samplers (see for instance the recent article by Monmarché (2019); one can also think of a *nonlinear* version of the Langevin dynamics). The choice of the number of particles and the ε parameter can be further investigated, especially the links between the choice of this parameter and kernel estimations. The optimisation and the design of variants of the algorithm presented could be of interest (as it is for other classical methods presented here in their most basic forms) and are left for future work.

Acknowledgments

The authors wish to thank Pierre Degond, Robin Ryder and Christian Robert for their support and useful advice. A.D. acknowledges the hospitality of the CEREMADE, Université Paris-Dauphine where part of this research was carried out.

References

- N. U. Ahmed and Xinhong Ding. On invariant measures of nonlinear Markov processes. *International Journal of Stochastic Analysis*, 6(4):385–406, 1993.

- Christophe Andrieu, Arnaud Doucet, and Roman Holenstein. Particle markov chain monte carlo methods. *J. Roy. Statist. Soc. Ser. B (Statistical Methodology)*, 72(3):269–342, 2010.
- Viorel Barbu and Michael Röckner. From nonlinear Fokker-Planck equations to solutions of distribution dependent SDE. *arXiv preprint arXiv:1808.10706*, 2018.
- V. I. Bogachev, M. Röckner, and S. V. Shaposhnikov. Convergence in variation of solutions of nonlinear Fokker-Planck-Kolmogorov equations to stationary measures. *arXiv preprint arXiv:1801.02446*, 2018.
- François Bolley and Cédric Villani. Weighted Csiszár-Kullback-Pinsker inequalities and applications to transportation inequalities. *Ann. Fac. Sci. Toulouse Math.*, 14(3):331–352, 2005.
- François Bolley, José A Canizo, and José A Carrillo. Stochastic mean-field limit: non-Lipschitz forces and swarming. *Math. Models Methods Appl. Sci.*, 21(11):2179–2210, 2011.
- François Bolley, José A Cañizo, and José A Carrillo. Mean-field limit for the stochastic Vicsek model. *Appl. Math. Lett.*, 25(3):339–343, 2012.
- François Bolley, Ivan Gentil, and Arnaud Guillin. Uniform convergence to equilibrium for granular media. *Arch. Ration. Mech. Anal.*, 208(2):429–445, 2013.
- Luke Bornn, Pierre E. Jacob, Pierre Del Moral, and Arnaud Doucet. An Adaptive Interacting Wang - Landau Algorithm for Automatic Density Exploration. *Journal of Computational and Graphical Statistics*, 22(3):749–773, 2013.
- Pierre Brémaud. *Markov chains: Gibbs fields, Monte Carlo simulation and Queues*, volume 31 of *Texts in Applied Mathematics*. Springer-Verlag New York, 1999.
- Anthony Brockwell, Pierre Del Moral, and Arnaud Doucet. Sequentially interacting Markov chain Monte Carlo methods. *Ann. Statist.*, 38(6):3387–3411, 12 2010.
- Oleg A. Butkovsky. On ergodic properties of nonlinear Markov chains and stochastic McKean–Vlasov equations. *Theory Probab. Appl.*, 58(4):661–674, 2014.
- Luis Caffarelli, Mikhail Feldman, and Robert McCann. Constructing optimal maps for monge’s transport problem as a limit of strictly convex costs. *J. Amer. Math. Soc.*, 15(1):1–26, 2002.
- Olivier Cappé, Arnaud Guillin, Jean-Michel Marin, and Christian P. Robert. Population Monte Carlo. *J. Comput. Graph. Statist.*, 13(4):907–929, 2004.
- Olivier Cappé, Randal Douc, Arnaud Guillin, Jean-Michel Marin, and Christian P. Robert. Adaptive importance sampling in general mixture classes. *Statistics and Computing*, 18(4):447–459, 2008.
- René Carmona and François Delarue. *Probabilistic Theory of Mean Field Games with Applications I*. Springer, 2018.
- José A Carrillo, Young-Pil Choi, Claudia Totzeck, and Oliver Tse. An analytical framework for consensus-based global optimization method. *Math. Models Methods Appl. Sci.*, 28(06):1037–1066, 2018.
- Pierre Degond and Sébastien Motsch. Continuum limit of self-driven particles with orientation interaction. *Math. Models Methods Appl. Sci.*, 18(supp01):1193–1215, 2008.
- Pierre Del Moral. *Mean Field Simulation for Monte Carlo Integration*. Chapman and Hall/CRC, May 2013. ISBN 9781466504172.

- Persi Diaconis, Gilles Lebeau, and Laurent Michel. Geometric analysis for the Metropolis algorithm on Lipschitz domains. *Invent. Math.*, 185(2):239–281, 2011.
- Antoine Diez. Propagation of chaos and moderate interaction for a piecewise deterministic system of geometrically enriched particles. *Submitted. Preprint arXiv:1908.00293*, 2019.
- Arnaud Doucet, Nando de Freitas, and Neil Gordon. *Sequential Monte Carlo Methods in Practice*. Springer Science & Business Media, 2001.
- Andreas Eberle, Arnaud Guillin, and Raphael Zimmer. Quantitative Harris-type theorems for diffusions and McKean–Vlasov processes. *Trans. Amer. Math. Soc.*, 2018.
- Nicolas Fournier and Arnaud Guillin. On the rate of convergence in Wasserstein distance of the empirical measure. *Probab. Theory Related Fields*, 162(3-4):707–738, 2015.
- W Keith Hastings. Monte Carlo sampling methods using Markov chains and their applications. *Biometrika*, 57(1):97–109, 1970.
- Hersir Sigurgeirsson, Andrew Stuart, and Wing-Lok Wan. Algorithms for particle-field simulations with collisions. *J. Comput. Phys.*, 172(2):766–807, 2001.
- Hanno Hildenbrandt, Cladio Carere, and Charlotte K Hemelrijk. Self-organized aerial displays of thousands of starlings: a model. *Behavioral Ecology*, 21(6):1349–1359, 2010.
- Shi Jin, Lei Li, and Jian-Guo Liu. Random batch methods (RBM) for interacting particle systems. *arXiv preprint arXiv:1812.10575*, 2018.
- Benjamin Jourdain and Sylvie Méléard. Propagation of chaos and fluctuations for a moderate model with smooth initial data. *Ann. Inst. Henri Poincaré Probab. Stat.*, 34(6):727–766, 1998.
- Mark Kac. Foundations of kinetic theory. In *Proceedings of the Third Berkeley Symposium on Mathematical Statistics and Probability*, volume 3, pages 171–197. University of California Press Berkeley and Los Angeles, California, 1956.
- Vassili N Kolokoltsov. *Nonlinear Markov processes and kinetic equations*, volume 182. Cambridge University Press, 2010.
- Kerrie L Mengersen, Richard L Tweedie, et al. Rates of convergence of the Hastings and Metropolis algorithms. *Ann. Statist.*, 24(1):101–121, 1996.
- Nicholas Metropolis and Stanislaw Ulam. The Monte Carlo method. *J. Amer. Statist. Assoc.*, 44(247):335–341, 1949.
- Nicholas Metropolis, Arianna W Rosenbluth, Marshall N Rosenbluth, Augusta H Teller, and Edward Teller. Equation of state calculations by fast computing machines. *The journal of chemical physics*, 21(6):1087–1092, 1953.
- Pierre Monmarché. Elementary coupling approach for non-linear perturbation of Markov processes with mean-field jump mechanisms and related problems. *arXiv preprint arXiv:1809.10953*, 2018.
- Pierre Monmarché. Kinetic walks for sampling. *arXiv preprint arXiv:1903.00550*, 2019.
- Karl Oelschläger. A law of large numbers for moderately interacting diffusion processes. *Zeitschrift für Wahrscheinlichkeitstheorie und Verwandte Gebiete*, 69(2):279–322, Mar 1985. ISSN 1432-2064. doi: 10.1007/bf02450284.

- René Pinnau, Claudia Totzeck, Oliver Tse, and Stephan Martin. A consensus-based model for global optimization and its mean-field limit. *Math. Models Methods Appl. Sci.*, 27(01): 183–204, 2017.
- Christian P. Robert. The Metropolis–Hastings algorithm. In *Wiley StatsRef: Statistics Reference Online* (eds N. Balakrishnan, T. Colton, B. Everitt, W. Piegorisch, F. Ruggeri and J. L. Teugels). John Wiley & Sons, 2015.
- Christian Schmeiser. Entropy methods, 2018.
- Alain-Sol Sznitman. Topics in propagation of chaos. In *Éc. Été Probab. St.-Flour XIX—1989*, pages 165–251. Springer, 1991.
- Tamás Vicsek, András Czirók, Eshel Ben-Jacob, Inon Cohen, and Ofer Shochet. Novel type of phase transition in a system of self-driven particles. *Phys. Rev. Lett.*, 75(6):1226, 1995.
- Cédric Villani. *Optimal Transport, Old and New*, volume 338 of *Grundlehren der mathematischen Wissenschaften*. Springer-Verlag Berlin Heidelberg, 2009. ISBN 9783540710509. doi: 10.1007/978-3-540-71050-9.
- Feng-Yu Wang. Distribution dependent SDEs for Landau type equations. *Stochastic Process. Appl.*, 128(2):595–621, 2018.
- Fugao Wang and David P. Landau. Efficient, multiple-range random walk algorithm to calculate the density of states. *Physical review letters*, 86:2050–3, 04 2001.
- Max Welling. Herding dynamical weights to learn. In *Proceedings of the 26th Annual International Conference on Machine Learning*, volume 382, page 141, 01 2009.
- Max Welling, Yutian Chen, and Alex Smola. Super-samples from kernel herding. In *Proceedings of the 26th Annual International Conference on Machine Learning*, page 109, 01 2010.

A General results on Wasserstein and Total variation distances

Definition A.1 (Wasserstein distance). Let (\mathcal{X}, δ) be a complete metric space and let $\mathcal{P}_p(\mathcal{X})$ denote the set of probability measures on \mathcal{X} with finite p -th moment for $p \geq 1$. The Wasserstein-1 distance between two probability measures $(\mu_1, \mu_2) \in \mathcal{P}_1(\mathcal{X})$ is defined by:

$$W^1(\mu_1, \mu_2) := \inf_{\pi \in \Pi(\mu_1, \mu_2)} \int_{\mathcal{X} \times \mathcal{X}} \delta(x, y) d\pi(x, y)$$

where $\Pi(\mu_1, \mu_2)$ is the set of all couplings of μ_1 and μ_2 that is to say the set of probability measures π on the product space $\mathcal{X} \times \mathcal{X}$ such that the first marginal of π is equal to μ_1 and the second marginal of π is equal to μ_2 . Equivalently $W^1(\mu_1, \mu_2)$ is defined by

$$W^1(\mu_1, \mu_2) = \inf_{\substack{X \sim \mu_1 \\ Y \sim \mu_2}} \mathbb{E}[\delta(X, Y)].$$

More generally the Wasserstein distance of order $p \in \mathbb{N}$ on $\mathcal{P}_p(\mathcal{X})$ is defined by

$$W^p(\mu_1, \mu_2) := \inf_{\pi \in \Pi(\mu_1, \mu_2)} \int_{\mathcal{X} \times \mathcal{X}} \delta(x, y)^p d\pi(x, y)$$

Proposition A.1 (Properties of the Wasserstein distance). *Let (\mathcal{X}, δ) be a complete metric space and let $x_0 \in \mathcal{X}$. The Wasserstein-1 distance on $\mathcal{P}_1(\mathcal{X})$ satisfies the following properties.*

(1) For all $p \geq 1$ and for all $(\mu_1, \mu_2) \in \mathcal{P}_p(\mathcal{X})$,

$$W^1(\mu_1, \mu_2) \leq W^p(\mu_1, \mu_2).$$

(2) (Kantorovich dual formulation) For all $(\mu_1, \mu_2) \in \mathcal{P}_1(\mathcal{X})$,

$$W^1(\mu_1, \mu_2) = \sup_{\|\varphi\|_{\text{Lip}} \leq 1} \left\{ \int_{\mathcal{X}} \varphi(x) d\mu_1(x) - \int_{\mathcal{X}} \varphi(x) d\mu_2(x) \right\}. \quad (28)$$

(3) Let $(\mu_n)_n$ be a sequence of probability measures in $\mathcal{P}_1(\mathcal{X})$ and $\mu \in \mathcal{P}_1(\mathcal{X})$. The following equivalence holds:

$$W^1(\mu_n, \mu) \xrightarrow{n \rightarrow +\infty} 0 \iff \mu_n \xrightarrow[n \rightarrow +\infty]{*} \mu \text{ and } \int_{\mathcal{X}} \delta(x, x_0) \mu_n(dx) \rightarrow \int_{\mathcal{X}} \delta(x, x_0) \mu(dx). \quad (29)$$

Definition A.2 (Total variation distance). Let (\mathcal{X}, δ) be a complete metric space. The total variation distance between two probability measure $(\mu_1, \mu_2) \in \mathcal{P}(\mathcal{X})$ is defined by:

$$\|\mu_1 - \mu_2\|_{TV} := 2 \inf_{\substack{X \sim \mu_1 \\ Y \sim \mu_2}} \mathbb{P}(X \neq Y).$$

Proposition A.2 (Properties of the total variation distance). *Let (\mathcal{X}, δ) be a complete metric space. The total variation distance on $\mathcal{P}(\mathcal{X})$ satisfies the followings properties.*

(1) (Duality formula) For all $(\mu_1, \mu_2) \in \mathcal{P}(\mathcal{X})$,

$$\|\mu_1 - \mu_2\|_{TV} = \sup_{\|\varphi\|_{L^\infty} \leq 1} \left\{ \int_{\mathcal{X}} \varphi(x) d\mu_1(x) - \int_{\mathcal{X}} \varphi(x) d\mu_2(x) \right\}.$$

When \mathcal{X} is a Polish space, the supremum can be taken over real-valued bounded continuous functions with L^∞ norm bounded by 1 (equivalence between the total variation distance and the Radon distance on Polish spaces).

(2) If \mathcal{X} is compact then for all $(\mu_1, \mu_2) \in \mathcal{P}(\mathcal{X})$,

$$W^1(\mu_1, \mu_2) \leq \text{diam}(\mathcal{X}) \|\mu_1 - \mu_2\|_{TV}$$

where $\text{diam}(\mathcal{X})$ denotes the diameter of \mathcal{X} .

(3) If $\mu_1 \in \mathcal{P}(\mathcal{X})$ and $\mu_2 \in \mathcal{P}(\mathcal{X})$ have a density with respect to a given measure on \mathcal{X} , their total variation distance is the L^1 norm of the difference of the two associated probability density functions.