

and heuristic algorithms for solving all kinds of CSPs. Our focus is on solving the optimization version of CSPs, where the objective is to satisfy as many constraints of a given instance as possible. Our work should be seen in the context of a recently renewed interest in heuristics for NP-hard combinatorial problems based on neural networks, mostly graph neural networks (for example, [18, 12, 16]).

We present a generic neural network based architecture called RUN-CSP (Recurrent Unsupervised Neural Network for Constraint Satisfaction Problems) which can be used for a variety of CSPs. The key features of our architecture are:

Unsupervised Learning: Training is completely unsupervised and just requires a set of instances of the problem at hand.

Scalability: Even if training is carried out on small instances the resulting message passing network performs well on much larger (more than 10-times larger) instances.

Universality: The architecture is completely generic. We can automatically generate a loss function from the constraint language (that is, the types of constraints appearing in the instances of the CSP we want to solve) and use it to train a RUN-CSP message passing network solving the maximization version of this CSP.

In this paper, we focus on binary CSPs, where each constraint involves two variables, but the approach can easily be adapted to constraint languages of arbitrary arity.

We solve CSPs by message passing networks with nodes for all variables of the given instance. Associated with each node is a state, which is a vector of fixed length. Associated with each constraint is an edge (or rather two directed edges) between the nodes corresponding to the two variables appearing in the constraint. The messages are linear functions of the states. These linear functions, represented by a matrix, only depend on the type of constraint, and not on the specific variables. We update the states using an LSTM (Long Short-Term Memory) cell for each variable. We extract the value for each variable of the CSP from the state associated with the variable using a linear function with softmax activation. The parameters of the linear functions, the LSTMs, and the softmax layer are learned. Note that the parameters are shared for all variables and for all message passing functions corresponding to constraints of the same type. This allows us to scale the message passing networks to instances of arbitrary size. The loss functions we use are derived from the constraint language in a straightforward way, similar loss functions have already been used for Hopfield networks [6, 19]. Effectively, using these loss functions we train our networks to satisfy the maximum number of constraints. However, when given a satisfiable instance, the network often finds a satisfying assignment.

It is our focus on solving the maximization problem that allows us to train the networks completely unsupervised. This distinguishes our work from recent neural approaches to Boolean satisfiability [18] and the coloring problem [12]. These approaches require supervised training, but as opposed to our framework, they also attempt to predict if an instance is unsatisfiable, which we do not. Instead, our networks simply return the best solution they can find (which for satisfiable instances often is a satisfying assignment).

We remark that the computations of RUN-CSP are very fast; in the range of mid-sized problem instances that we consider it scales linearly with the problem size.

We experimentally evaluate our approach on the following problems: the 3-colorability problem (3-COL), which asks for a 3-coloring of the vertices of a given graph such that the two endvertices of each edge have distinct colors; the maximization version MAX-3-COL of 3-COL, which asks for a coloring maximizing the number of edges whose two endvertices have distinct colors; the maximum 2-satisfiability problem (MAX-2-SAT), which asks for an assignment maximizing the number of satisfied clauses for a given Boolean formula in 2-conjunctive normal form. We also consider the maximum independent set problem MAX-IS, which asks for an independent set of maximum cardinality in a given graph. MAX-IS is a problem of a slightly different nature than MAX-3-COL and MAX-2-SAT, because the objective is not to maximize the number of satisfied constraints, but rather to satisfy all constraints and maximize the number of variables with a certain value. The reason we include this problem is to show that our approach can easily be adapted to this type of problem by adjusting the loss function to favor assignments making the independent set large.

We demonstrate that our simple generic approach works well for finding approximate solutions to various MAX-CSP on small to medium sized instances (up to 1600 variables). Moreover, networks trained on small instances (of 100 variables) still work well on much larger instances (1000 or more variables). We do not claim that our method is competitive with state-of-the-art solvers for the specific CSPs or with highly optimized SAT solvers (which we can use to solve the decision problem 3-COL) or integer programming tools (which we can use to solve the maximization problems). However, we clearly demonstrate that our approach is competitive with or better than other neural approaches for solving CSPs (such as [12]) or simple greedy heuristics, even if they are designed for specific CSPs, whereas our approach is completely generic.

1.1 Related Work

The related work can be split into two main parts. The first group of papers dates back to the 1980's and Hopfield Networks introduced by [9] to solve TSP using neural networks. In this pioneering work, Hopfield and Tank used a single layer neural network with sigmoid activation together with gradient descent and a well chosen loss function as an approximation algorithm for TSP. They used loss function adopts soft assignments for the positions of the cities and return the length of the tour as loss plus an extra term to penalize incorrect tours. Their approach is unsupervised in the sense that there is no learning involved. Instead gradient descent is used to directly minimize the loss function for a given instance. This approach has been applied in [6, 19, 8, 7] to the k -colorability problem. Adorf and Johnston (1990) adopted the Hopfield's approach for more CSP problems and Anderson and Peterson (1988) uses mean field theory to increase the scalability of it.

The second group of papers involve modern machine learning techniques and are often based on graph neural networks (GNNs). The learned message passing network [18] first announced in 2018 for predicting satisfiability reignited the interest in solving

NP-complete problems using modern machine learning tools.

In [16] the authors used GNNs to learn TSP. They use instances of the form (G, ℓ) asking whether the graph contains a Hamiltonian route of weight at most ℓ . They trained using examples $(G, \ell \pm \varepsilon)$ and achieved good results on instances up to 40 nodes. Based on the same technique, [12] learned to predict k -colorability of graphs scaling to larger graphs and chromatic numbers than seen during training and achieving better results than a number of greedy heuristics. [3, 21] used GNNs on SAT and MAX-CUT. In both cases the loss function was chosen to encourage the network to maximize either the number of clauses or the size of the cut. For the #P-hard weighted model counting problem for DNF formulas, [1] achieved good results using a GNN-based message passing approach.

Pointer networks introduced by Vinyals, Fortunato, and Jaitly (2015) are based on the idea of sequence to sequence learning and attention networks. They used a supervised learning approach and were able to approximate TSP well up to about 50 nodes. Based on those pointer networks, Bello et al. (2017) introduced an unsupervised learning algorithm based on reinforcement learning scaling to TSP instances using up to 100 nodes.

There are several approaches for large problem instances of more than 100000 nodes such as [14] combining GNNs with tree search for MAX-IS, [11] choosing the best heuristic for TSP by reinforcement learning, or [10] combining reinforcement learning and Monte Carlo tree search to improve a given greedy heuristic for 3-COL.

2 Method

In this section, we describe our RUN-CSP architecture for training message passing networks for MAX-CSPs.

Formally, a CSP-instance is a triple $I = (X, D, C)$, where X is a set of variables, D is a domain, and C is a set of constraints of the form (x_1, \dots, x_ℓ, R) for some $R \subseteq D^\ell$. We only consider binary constraints (with $\ell = 2$) in this paper. A *constraint language* is a finite set Γ of relations over some fixed domain D , and I is an instance of $\text{CSP}(\Gamma)$ if $R \in \Gamma$ for all constraints $(x_1, x_2, R) \in C$. An *assignment* $\alpha : X \rightarrow D$ satisfies a constraint (x_1, x_2, R) if $(\alpha(x_1), \alpha(x_2)) \in R$, and it satisfies the instance I if it satisfies all constraints in C . Now $\text{CSP}(\Gamma)$ is the problem of deciding whether a given instance has a satisfying assignment and finding such an assignment if there is one, and $\text{MAX-CSP}(\Gamma)$ is the problem of finding an assignment that satisfies the maximum number of constraints.

For example, an instance of 3-COL has a variable x_v for each vertex v of the input graph, domain $D = \{1, 2, 3\}$, and a constraint (v, w, R_{\neq}^3) for each edge vw of the graph. Here $R_{\neq}^3 = \{(1, 2), (2, 1), (1, 3), (3, 1), (2, 3), (3, 2)\}$ is the inequality relation on $\{1, 2, 3\}$. Thus 3-COL is $\text{CSP}(\{R_{\neq}^3\})$.

2.1 Architecture

We use a randomized recurrent neural network architecture to evaluate a given problem instance using message passing. Intuitively, our network can be viewed as a trainable

communication protocol. Since every message passing step uses the same set of weights, we are free to choose the number $t_{\max} \in \mathbb{N}$ of iterations for which RUN-CSP runs on a given problem instance (X, D, C) . This number may or may not be identical to the number of iterations used for training. In every iteration $t \in \{0, \dots, t_{\max}\}$, a k -dimensional state $h_x^{(t)} \in \mathbb{R}^k$ is associated with each variable $x \in X$. The size k of the internal state and the number of iterations used for training and evaluations are the main hyperparameters of our network. The initial state $h_x^{(0)}$ for every variable $x \in X$ is drawn from a normal distribution with mean 0 and variance 1, that is $h_x^{(0)}[i] \sim \mathcal{N}(0, 1)$ for every $i \in \{1, \dots, k\}$. The updates of the internal state are performed based on the mean of all messages received for each variable. All variables x, y that co-occur in a constraint $c = (x, y, R)$ can exchange messages based on their current states $h_x^{(t)}, h_y^{(t)}$ and R . For every relation R we have a different message generation function which is fed with the internal states of both endpoints and creates two messages, one for x and the other for y . This allows messages to depend on the target’s state as well as on the sender’s state enabling the network to send different messages whenever the states correlate to a satisfying or unsatisfying assignment for the constraint. This process of message passing and updating the internal state is repeated t_{\max} times.

For every variable x the network produces a soft assignment $\varphi^{(t)}(x)$ in each iteration $t \in \{1, \dots, t_{\max}\}$ from the internal state $h_x^{(t)}$. To obtain this assignment from the states, a trainable linear function is applied to each variable state to reduce the dimensionality from k to d , where $d = |D|$. The output of this linear transformation is then passed through a softmax function to obtain a stochastic vector which we call a soft assignment. This soft assignment $\varphi^{(t_{\max})}$ is the output of the algorithm and can be interpreted to contain probabilities of receiving a certain value $v \in D$ for every $x \in X$. To obtain a hard variable assignment from the output, we assign the value with the highest estimated probability in $\varphi^{(t_{\max})}$ for each variable.

The network is composed of multiple trainable functions. Messages are generated using a simple linear transformation from the internal states. For every relation R the messaging function is defined by a trainable weight matrix $M_R \in \mathbb{R}^{2k \times 2k}$ with

$$S_R(h_x, h_y) = \begin{bmatrix} h_x^T & h_y^T \end{bmatrix} \cdot M_R. \quad (1)$$

This function takes both internal states as input and creates a pair (m_x, m_y) of messages of length k which are then used to update the internal states h_x and h_y , respectively. While the function to create those messages might be an arbitrary neural network, we found that a simple linear architecture yields at least as good results as more complicated nonlinear variants while being efficient and stable during training.

For symmetric relations R we modify S_R to enforce that it is a symmetric function. In this case S_R is defined by a matrix $M_R \in \mathbb{R}^{2k \times 2k}$ such that:

$$S_R(h_x, h_y) = \left(\begin{bmatrix} h_x^T & h_y^T \end{bmatrix} \cdot M_R, \begin{bmatrix} h_y^T & h_x^T \end{bmatrix} \cdot M_R \right) \quad (2)$$

We update every internal state using an update function $U : \mathbb{R}^k \times \mathbb{R}^k \rightarrow \mathbb{R}^k$ with information about the old state and the messages from the variable’s neighbors (i.e.

Algorithm 1: Network Architecture

```

Input:  $(X, C), t_{max} \in \mathbb{N}$ 
Result:  $\varphi^{(t_{max})} : X \rightarrow [0, 1]^d$ 
for  $x$  in  $X$  :
    // random initialization
     $h_x^{(0)} \sim \mathcal{N}(0, 1)$ 
for  $t$  in  $\{1, \dots, t_{max}\}$  :
    for  $c := (x, y, R)$  in  $C$  :
        // generate messages
         $(m_{c,x}^{(t)}, m_{c,y}^{(t)}) := S_R(h_x^{(t-1)}, h_y^{(t-1)})$ 
    for  $x$  in  $X$  :
        // Combine Messages
         $r_x^{(t)} := \frac{1}{\text{deg}(x)} \sum_{c \in C, x \in c} m_{c,x}^{(t)}$ 
        // Update States
         $h_x^{(t)} := U(h_x^{(t-1)}, r_x^{(t)})$ 
        // Compute soft assignment
         $\varphi^{(t)}(x) := \text{softmax}(h_x^{(t)} \cdot W)$ 
return  $\varphi^{(t_{max})}$ 

```

variables appearing in the same constraint $c \in C$). The update of h_x for a variable x which received the messages m_1, \dots, m_ℓ is given by

$$h_x^{(t+1)} = U\left(h_x^{(t)}, \frac{1}{\ell} \sum_{i=1}^{\ell} m_i\right). \quad (3)$$

For the update we average over all messages before applying U . In our implementation we chose U to be an LSTM cell where the long-term memory has been initialized by 0 for every $x \in X$.

The soft assignment which is the output of our model is created by $\varphi^{(t)}(x) = \text{softmax}(h_x^{(t)} W)$ with $W \in \mathbb{R}^{k \times d}$. If the domain D contains only two values, we make a small modification to simplify this architecture. Instead of choosing $W \in \mathbb{R}^{k \times 2}$, we use $W \in \mathbb{R}^{k \times 1}$ and the sigmoid function σ (instead of softmax) to map the states to a scalar probability $p^{(t)}(x) = \sigma(h_x^{(t)} W)$. The soft variable assignment is then defined as $\varphi^{(t)}(x) = (1 - p^{(t)}(x), p^{(t)}(x))$. Algorithm 1 describes the architecture in pseudocode.

The network's output depends heavily on the random initialization of the states $h_x^{(0)}$ for every $x \in X$ since those are the basis for all messages sent during inference. By applying the network multiple times to the same input and choosing the best solution, we can therefore boost the performance.

2.2 Loss Function

In the following we describe how to derive the loss function. Let $I = (X, D, C)$ be a CSP-instance, where without loss of generality we assume that $D = \{1, \dots, d\}$ for a positive integer d . Given I , our network will produce a soft variable assignment $\varphi : X \rightarrow [0, 1]^d$, where $\varphi(x)$ is a stochastic vector for every $x \in X$. We could obtain a hard assignment $\alpha : X \rightarrow D$ by independently sampling a value for each variable from the distribution specified by φ . In this case, the probability that any given constraint $(x, y, R) \in C$ is satisfied by α can be expressed by

$$\Pr_{\alpha \sim \varphi} [(\alpha(x), \alpha(y)) \in R] = \varphi(x)^T A_R \varphi(y) \quad (4)$$

where $A_R \in \{0, 1\}^{d \times d}$ is the characteristic matrix of the relation R with $(A_R)_{i,j} = 1 \iff (i, j) \in R$. Our training then aims to minimize the combined negative log-likelihood over all constraints:

$$\mathcal{L}_{\text{CSP}}(\varphi, I) := \frac{1}{|C|} \cdot \sum_{(x,y,R) \in C} -\log(\varphi(x)^T A_R \varphi(y)) \quad (5)$$

For training, we combine the loss function (Equation (5)) with a discount factor $\lambda \in [0, 1]$ to get our training objective which we minimize using the Adam optimizer:

$$\mathcal{L}(\{\varphi_t\}_{t \leq t_{\max}}, I) := \sum_{t=1}^{t_{\max}} \lambda^{t_{\max}-t} \cdot \mathcal{L}_{\text{CSP}}(\varphi^{(t)}, I) \quad (6)$$

This loss does not depend on any ground truth variable assignments such that we can train the network without resolving to optimal solutions. Computing larger optimal solutions for supervised training can easily turn out to be prohibitive. Our approach avoids such computations.

Remarks:

(1) When training a RUN-CSP network, we always focus on a specific CSP specified by its constraint language Γ . For example, we consider 3-COL (or MAX-3-COL) with the constraint language $\Gamma = \{R_{\neq}^3\}$. Then we only need to find parameter matrices M_R for relations $R \in \Gamma$, and the loss function only depends on the characteristic matrices A_R for $R \in \Gamma$.

(2) In this paper, we focus on binary CSPs. To extend the approach to ℓ -ary CSPs for some $\ell \geq 3$ (for example 3-SAT), we set up the message passing networks slightly differently: we introduce an additional node for each constraint $c = (x_1, \dots, x_\ell, R)$ and edges between the node for c and the nodes corresponding to the variables x_1, \dots, x_ℓ . We also associate states with the constraint nodes and update these in a similar fashion as the variable nodes. It remains future work to experimentally evaluate this generalized setup.

(3) It may also be possible to extend the framework to the weighted version of Max-CSP, where a weight is associated with each constraint. To do this, we need to replace the averages in the loss function and message collection steps by weighted averages.

3 Experiments

To validate our method empirically, we performed experiments for MAX-2-SAT, MAX-3-COL and MAX-IS. For all experiments, we chose the size of the internal states $h_x^{(t)}$ to be $k = 64$. We set the number of iterations to $t_{max} = 25$ during training and $t_{max} = 40$ for evaluation. During evaluation, we use 64 parallel runs for every instance and use the best result, which gives us a boost in accuracy. We trained on relatively small randomly generated instances (100-400 variables) and used training sets of size 4000-5000 since larger sets and larger instances did not improve performance. The learning rate was initially set to $r = 0.001$ and decayed with a factor of 0.1 after every 500 training steps. We trained for 20 epochs using a batch size of 64. In the loss function we used a decay rate of $\lambda = 0.95$.

3.1 Maximum 2-SAT

We view MAX-2-SAT as a binary CSP with domain $D = \{0, 1\}$ and a constraint language consisting of three relations R_{00} (for clauses with two negated literals), R_{01} (one negated literal), R_{11} (no negated literals). For example, $R_{01} = \{(0, 0), (0, 1), (1, 1)\}$ is the set of satisfying assignments for a clause $(\neg x \vee y)$.

For training RUN-CSP, we computed a dataset of 5000 random formulas where each formula has 100 variables and 200 clauses. The MAX-2-SAT formulas are chosen at random in the following way. At first, we uniformly draw two distinct variables for every clause such that no clause is a tautology. Then, we independently negate the two literals with probability 1/2.

To test the performance and generalization ability of the trained model, we evaluated it on random 2-CNF datasets with a varying number of variables and clauses. Figure 1 shows the number of violated clauses in the solutions found by the trained model over different sizes of formulas and different ratios of clauses per variable. Each color corresponds to a distinct number of variables. We plot the number of violated clauses found by RUN-CSP (solid lines) and optimal values for them (dashed lines) over the number of clauses per variable. Each data point in the plot corresponds to the mean number of violated clauses across 100 random formulas. Optimal solutions have been determined using the LMHS MAX-SAT solver [17]. Due to the hard nature of MAX-SAT, we only computed the optimal solutions for formulas where this was feasible and cut off computations after 5 hours on each formula. We show each curve up to the point where optimal solutions became infeasible. We observe that RUN-CSP performs well on these instances and returns results close to the optimum over a wide range of formulas. This even holds for formulas with 1600 variables, that are 16 times as large as the formulas used for training. As the size and number of constraints of the formulas increase, the gap between the curves also grows i.e. RUN-CSP fulfills less clauses than the optimum. This indicates that the quality of RUN-CSP’s approximations does decrease for denser formulas.

Figure 2 depicts the same experiment as Figure 1 but instead of absolute numbers the plot shows the ratio of unsatisfied clauses. We omit the optimal solutions and provide the

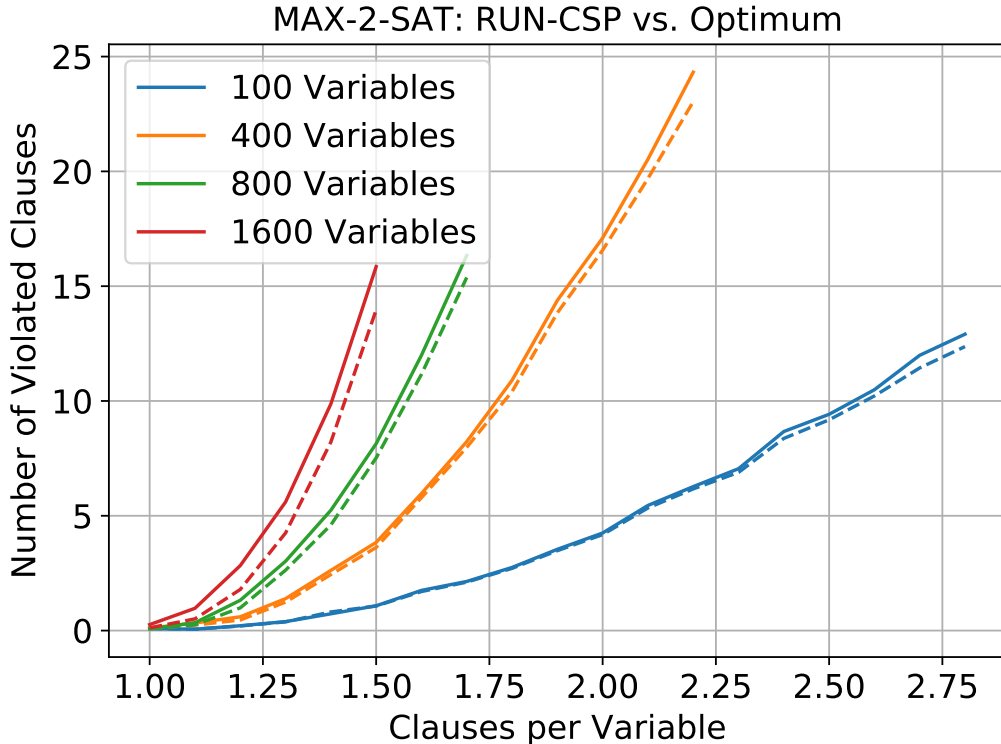


Figure 1: Number of violated clauses predicted by RUN-CSP (solid lines), and the optimal solution (dashed lines). Each data point is the average of 100 formulas; the ratio of clauses per variable increases in steps of 0.1.

results for up to 6 clauses per variable. We observe that the ratio of unsatisfied clauses is practically independent from the number of variables. This is another indication that RUN-CSP generalizes well on larger formulas and more constraints than used for training.

3.2 3-Coloring

We have already seen how to model 3-COL as a CSP with domain $\{1, 2, 3\}$ using a constraint language consisting of the inequality relation $R_{\neq}^3 =: R$. As the constraint language consists of a single relation, we only need a single messaging function S_R in RUN-CSP and, as R is symmetric, we use the special case for symmetric relations described in the architecture section.

Max-3-Col with Hard Instances We were interested in the behavior of RUN-CSP on graphs that are particularly challenging instances for MAX-3-COL. We randomly generated “hard” satisfiable instances of 3-COL with the property that adding a single edge makes them unsatisfiable. We did this by initializing a graph with n vertices and $2n$ randomly sampled edges. After this initialization, we iteratively added more random

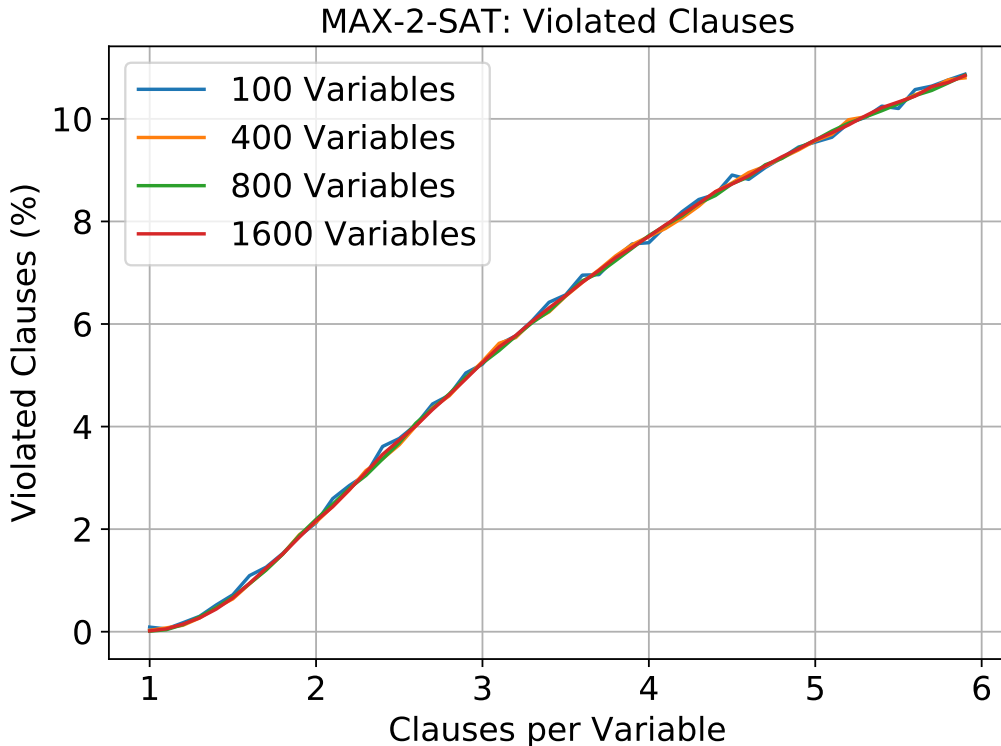


Figure 2: The mean percentage of unsatisfied clauses in the assignments produced by RUN-CSP on random 2-CNF formulas. We generated 100 random formulas for each ratio of clauses and variables, which was increased in steps of 0.1.

edges one-by-one until the graph was no longer 3-colorable. If the initial graph was not 3-colorable, we repeated the initialization with fewer edges. To speed up convergence, we introduced new edges only between nodes with the same color in the current computed coloring. Using a SAT solver, we were able to generate such graphs with up to 400 nodes resulting in an average degree of around 4.55. A similar class of graphs has also been proposed as a candidate for hard instances in [12]. We create 3 training datasets based on those hard instances, each containing 4000 graphs with 100 nodes. *Hard-Pos* contains 3-colorable graphs, for which one additional edge would prohibit 3-colorability. *Hard-Neg* contains the corresponding non-3-colorable graphs with the additional edge. *Hard-Mix* contains 2000 3-colorable and 2000 non-3-colorable instances. We generated 5 datasets of each type and trained one RUN-CSP model on each of them. For evaluation, we generated 1000 hard 3-colorable instances for several graph sizes and let each trained model predict colorings for these graphs. Table 1 contains the average percentage of conflicting edges in the predicted colorings. We report the mean and the standard deviation across the 5 models for each dataset. The percentage of conflicting edges remained below one percent across all trained models and tested graph sizes. We observe that the percentage of conflicting edges increases with the size of the graphs. Table 1 shows RUN-CSP performs

Table 1: Percentages of conflicting edges in the predicted 3-colorings for 1000 hard 3-colorable instances of different sizes. Columns contain average results and standard deviation for 5 RUN-CSP models trained on each dataset.

Nodes	Hard-Pos (%)	Hard-Neg (%)	Hard-Mix (%)
50	0.02 (± 0.01)	0.04 (± 0.02)	0.02 (± 0.01)
100	0.25 (± 0.03)	0.31 (± 0.04)	0.31 (± 0.02)
200	0.51 (± 0.02)	0.60 (± 0.06)	0.56 (± 0.03)
300	0.66 (± 0.03)	0.77 (± 0.08)	0.73 (± 0.03)
400	0.79 (± 0.03)	0.90 (± 0.09)	0.86 (± 0.05)

Table 2: Percentages of optimal 3-colorings of 1000 hard instances of different sizes for RUN-CSP as well as a greedy heuristic and HybridEA. For RUN-CSP we provide mean and standard deviation over 5 models trained on *Hard-Pos*.

Nodes	RUN-CSP (%)	Greedy (%)	HybridEA (%)
50	97.6 (± 1.0)	31.5	100.0
100	45.4 (± 5.2)	6.3	100.0
200	0.8 (± 1.3)	0.2	84.9
300	0.2 (± 0.4)	0.1	30.6
400	0.0 (± 0.0)	0.0	13.3

best if trained only on 3-colorable instances. However, in contrast to [3], the models trained on strictly non-3-colorable graphs still perform reasonably well.

While the aim of RUN-CSP is to produce approximate solutions, we found that its accuracy is sufficient to produce colorings without conflicting edges for many instances. Table 2 provides the percentage of graphs that were optimally colored by the RUN-CSP models trained on *Hard-Pos*. Again, we provide the mean and standard deviation across the 5 separate models. Additionally, we compare RUN-CSP with the performance of classical k -coloring heuristics. We provide the results for a simple greedy heuristic using the DSATUR strategy as well as a state-of-the-art heuristic called HybridEA [13]. We observe that RUN-CSP finds optimal 3-colorings for 97.6% ($\pm 1.0\%$) of the instances with 50 nodes. This accuracy exceeds the one achieved by Lemos et al. (2019) on a similar class of 3-colorable graphs. The fraction of optimal colorings declines for larger instances. While almost half of the graphs with 100 nodes are colored without conflict, the ratio drops below 1% for instances with more than 200 nodes. RUN-CSP performs significantly better than the greedy heuristic but worse than HybridEA across all tested graph sizes. The number of graphs that HybridEA colors with three colors also declines substantially for larger graphs. This indicates that our generated graphs are indeed difficult MAX-3-COL instances, even for state-of-the-art heuristics.

3-Col with Erdős-Rényi Graphs To test the performance of RUN-CSP for MAX-3-COL on larger instances, we applied our method to Erdős-Rényi- $G(n, m)$ random graphs. Mulet et al. (2002) have shown that for this type of random graphs the phase transition from 3-colorable to non-3-colorable occurs at an average degree of approximately 4.69. We varied the average degree from 2 to 6 in steps of 0.02. For each node count and degree we generated 100 random graphs. An instance of RUN-CSP trained on Hard-Pos was used to predict 3-colorings for these random graphs. Figure 3 depicts the fraction of graphs for which the network produced a valid, conflict-free 3-coloring. We also report this value for the HybridEA heuristic on the same graphs. We observe that up to a degree of 3.1 almost all graphs across all tested sizes are colored without conflicts. For instances with 100 nodes the performance of RUN-CSP closely matches that of HybridEA. For larger graphs the threshold at which our model stops producing conflict free colorings shifts towards a smaller average degree. We remark that training on larger graphs did not improve the quality of solution of RUN-CSP on larger graphs. This coincides with our previous observation that our learned approximation function struggles to find optimal solutions for larger instances. For these graphs, HybridEA does find valid 3-colorings for significantly more graphs. However, the model trained on graphs with 100 nodes was able to produce optimal 3-colorings on graphs that are 16-times larger, up to a certain edge density.

3.3 Maximum Independent Set

Finally, we experimented with the maximum independent set problem MAX-IS. We can view independent set as a CSP with domain $D = \{0, 1\}$ and a constraint language consisting of a single relation $R_{IS} = \{(0, 0), (1, 0), (0, 1)\}$. As for colorability, the CSP instance corresponding to a graph G has a variable x_v for every vertex v of G and a constraint (x_v, x_w, R_{IS}) for every edge vw . Value 1 for a variable x_v indicates that v belongs to the independent set. MAX-IS is not the maximization version of this CSP aiming to satisfy as many constraints as possible (we can always satisfy all constraints by setting all variables to 0). Instead, the objective of MAX-IS is to set as many variables as possible to value 1 subject to *all* constraints being satisfied.

To model this in our RUN-CSP framework, we modify the loss function. For a graph $G = (V, E)$ and a soft assignment $\varphi : V \rightarrow [0, 1]$, we define

$$\mathcal{L}_{MIS}(\varphi, G) = (1 + \mathcal{L}_{IS}(\varphi, G)) \cdot (1 + \mathcal{L}_{size}(\varphi, G)), \quad (7)$$

where

$$\begin{aligned} \mathcal{L}_{IS}(\varphi, G) &= \frac{1}{|E|} \sum_{vw \in E} -\log(1 - \varphi(v)\varphi(w)), \\ \mathcal{L}_{size}(\varphi, G) &= -\log\left(\frac{1}{|V|} \sum_{v \in V} \varphi(v)\right). \end{aligned}$$

Observe that $\mathcal{L}_{IS}(\varphi, G)$ is the usual RUN-CSP loss function for independent set as a constraint satisfaction problem. \mathcal{L}_{size} favors larger independent sets. A naive weighted

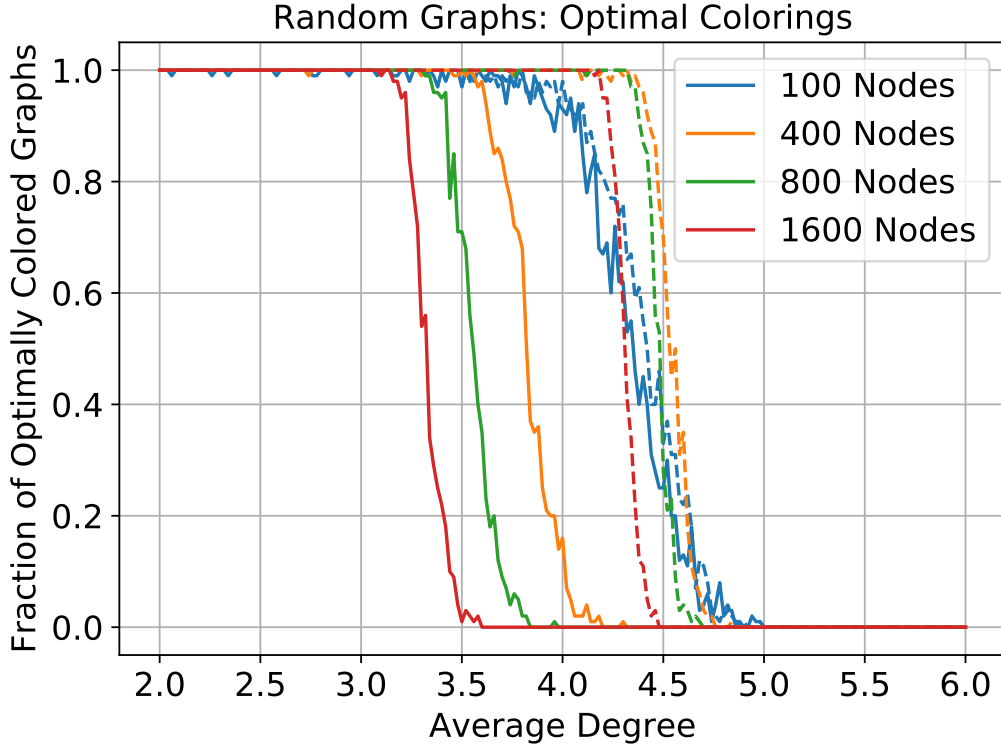


Figure 3: The fraction graphs RUN-CSP (solid lines) and HybridEA (dashed lines) were able to color with 3 colors around the phase transition of 3-COL. Every data point is the average of 100 graphs; the degree increases in steps of 0.02.

sum of both terms turned out to be unstable during training and yielded poor results, whereas the product in (7) worked well.

For training, the loss was combined across iterations with a discount factor λ as for the standard RUN-CSP architecture. We trained the network for 20 epochs with a batch size of 32 on 5000 random graphs with 400 nodes and 900 edges and chose the network producing the lowest number of conflicts during training. This is not necessarily the one producing the largest independent set. Nevertheless, especially on denser graphs, the predictions tended to contain a small number of conflicting edges. To address this issue, we applied a simple post-processing step. For each conflicting edge, we removed one of the endpoints from the predicted set making it independent. There are smarter approaches to eliminate conflicts which may lead to larger independent sets. We decided to use the simplest way to focus on the performance of RUN-CSP.

We evaluated the performance across random graphs of different sizes and densities. The average degree was varied from 2 to 12 in steps of 0.2 and the number of nodes was chosen as 100, 400, and 800. For each combination of node counts and degrees, we generated 100 Erdős-Rényi graphs with the appropriate amount of edges. Figure 4 depicts the average sizes of the computed independent sets by RUN-CSP and the average

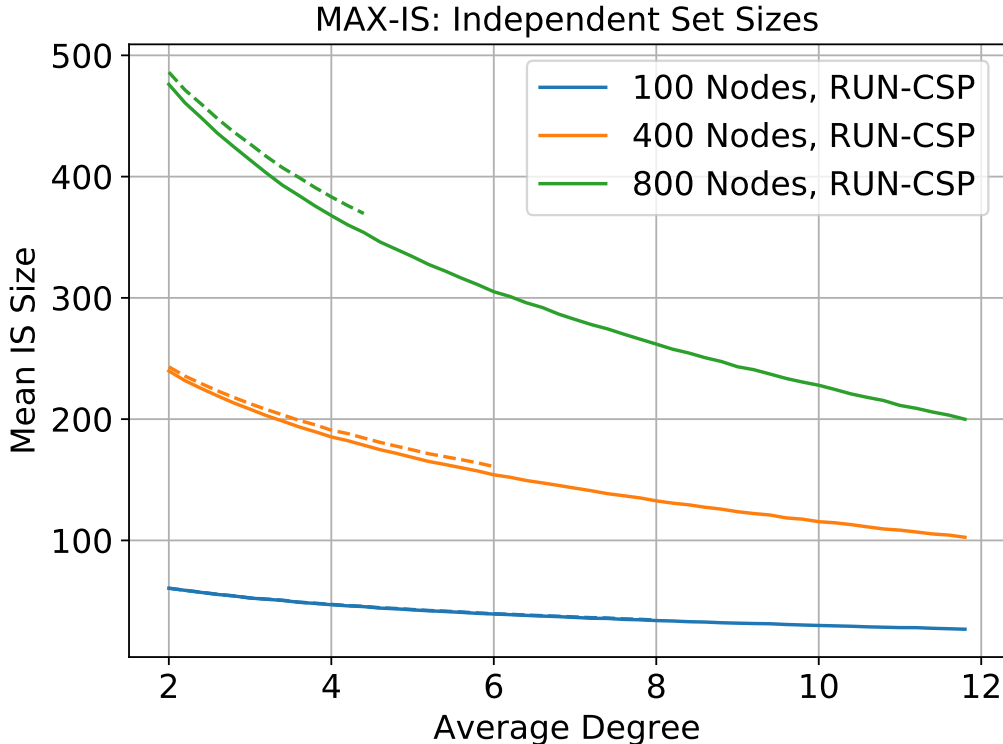


Figure 4: Independent set sizes produced by RUN-CSP (solid lines) and optimal sizes (dashed lines) for random graphs. Every data point is the average for 100 graphs; the degree increases in steps of 0.2.

sizes of the optima. We used the LMHS Solver [17] to compute optimal solutions, with a time limit of five hours per instance. The figure shows that the network’s approximations tend to be close to the optimum. But again the quality of the approximation decreases as the graphs get larger and denser.

In Figure 5 we plot the average number of conflicting edges in the output of the network before post-processing over the graphs from Figure 4. The number of conflicting edges increases as the size and the density of the graphs increases. Without post-processing the model would produce mostly invalid independent sets for larger and denser graphs. When applying post-processing, the network appears to generalize across a wide variety of graph sizes and densities.

4 Conclusions

We have presented a universal approach for solving MAX-CSPs with recurrent unsupervised neural networks. Our experiments on the optimization problems MAX-2-SAT, MAX-3-COL and MAX-IS show that RUN-CSP computes good approximations which are close to the optimum. We showed that the learned message passing functions gener-

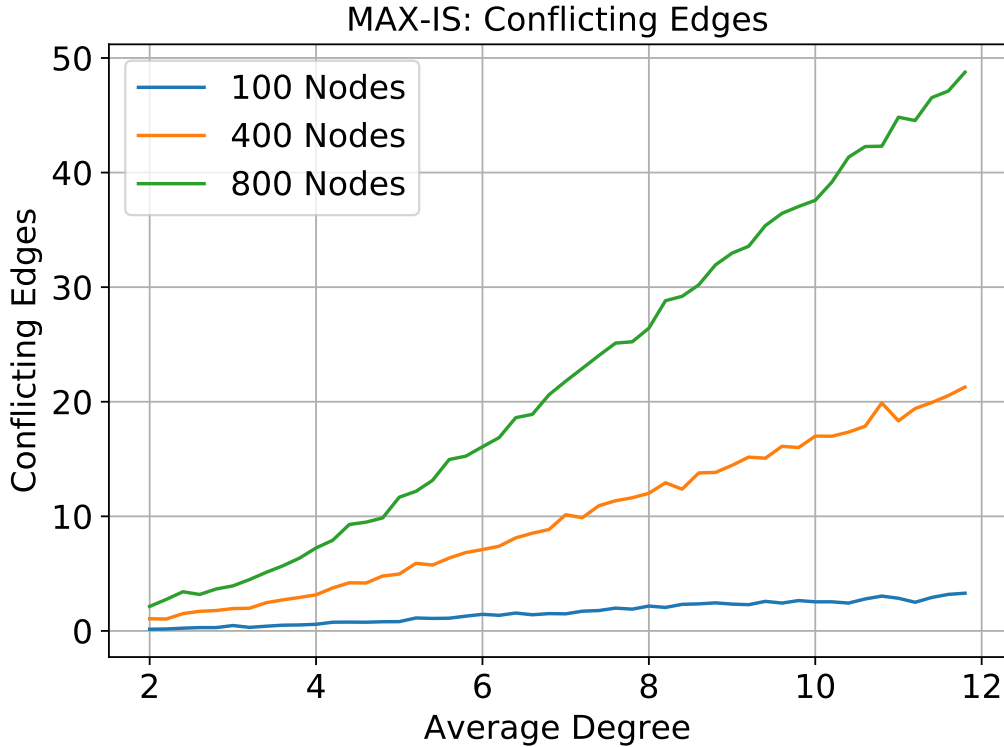


Figure 5: Average number of edges from Figure 4 violating the independence condition before post-processing.

alize to instances with significantly more variables and constraints than the instances seen during training. For the decision variant 3-COL we could even compute optimal solutions for many instances. On this problem, RUN-CSP performed better than current neural methods and simple heuristics (e.g. greedy) in terms of accuracy and size of the instances. RUN-CSP does not outperform state-of-the-art heuristics, but does match their performance for relatively small instances of 3-COL.

Even though RUN-CSP is a general approach for solving MAX-CSPs, in practice it will not work for CSPs with a large number of different relations since we need a unique messaging function for each type of relation. If we would train an instance of RUN-CSP for all possible relations the size of the network would be exponential in the domain size. All in all, RUN-CSP is a promising framework for approximating MAX-CSPs.

We plan to extend RUN-CSP to CSPs of arbitrary arity and to weighted CSPs. It will be interesting to see, for example, how it performs on 3-SAT and its maximization variant.

There are also interesting theoretical questions regarding the expressiveness of our message passing network. While we cannot hope to solve NP-complete problems with networks running in polynomial time, we could ask if our network can solve CSPs that are in polynomial time, for example 2-colorability or 2-satisfiability. Another question

is whether the network can solve NP-complete CSPs if we allow vectors of arbitrary, possibly exponential, length as states, or if we allow the network to run for an arbitrary number of iterations.

References

- [1] Ralph Abboud, Ismail Ilkan Ceylan, and Thomas Lukasiewicz. “Learning to Reason: Leveraging Neural Networks for Approximate DNF Counting”. In: *arXiv preprint arXiv:1904.02688* (2019).
- [2] H-M Adorf and Mark D Johnston. “A discrete stochastic neural network algorithm for constraint satisfaction problems”. In: *1990 IJCNN International Joint Conference on Neural Networks*. IEEE. 1990, pp. 917–924.
- [3] Saeed Amizadeh, Sergiy Matushevych, and Markus Weimer. “Learning to solve circuit-SAT: An unsupervised differentiable approach”. In: *International Conference on Learning Representations* (2019).
- [4] C Anderson and J Peterson. “Neural networks and NP-complete optimization problems; a performance study on the graph bisection problem”. In: *Complex Systems* 2 (1988), pp. 58–59.
- [5] Irwan Bello et al. “Neural Combinatorial Optimization with Reinforcement Learning”. In: *5th International Conference on Learning Representations, ICLR 2017, Toulon, France, April 24-26, 2017, Workshop Track Proceedings*. OpenReview.net, 2017. URL: <https://openreview.net/forum?id=Bk9mx1SFx>.
- [6] E. Dahl. “Neural network algorithms for an np-complete problem: map and graph coloring”. In: *Proc. First Int. Conf. Neural Networks III*. 1987, pp. 113–120.
- [7] David W Gassen and Jo Dale Carothers. “Graph color minimization using neural networks”. In: *Proceedings of 1993 International Conference on Neural Networks (IJCNN-93-Nagoya, Japan)*. Vol. 2. IEEE. 1993, pp. 1541–1544.
- [8] Haidar Harmanani, Jean Hannouche, and Nancy Khoury. “A neural networks algorithm for the minimum colouring problem using fpgas”. In: *International Journal of Modelling and Simulation* 30.4 (2010), pp. 506–513.
- [9] John J Hopfield and David W Tank. “Neural computation of decisions in optimization problems”. In: *Biological cybernetics* 52.3 (1985), pp. 141–152.
- [10] Jiayi Huang, Mostofa Patwary, and Gregory Diamos. “Coloring Big Graphs with AlphaGoZero”. In: *arXiv preprint arXiv:1902.10162* (2019).
- [11] Elias Khalil et al. “Learning combinatorial optimization algorithms over graphs”. In: *Advances in Neural Information Processing Systems*. 2017, pp. 6348–6358.
- [12] Henrique Lemos et al. “Graph Colouring Meets Deep Learning: Effective Graph Neural Network Models for Combinatorial Problems”. In: *arXiv preprint arXiv:1903.04598* (2019).
- [13] Rhyd Lewis. *A guide to graph colouring*. Vol. 7. Springer, 2015.

- [14] Zhuwen Li, Qifeng Chen, and Vladlen Koltun. “Combinatorial optimization with graph convolutional networks and guided tree search”. In: *Advances in Neural Information Processing Systems*. 2018, pp. 539–548.
- [15] Roberto Mulet et al. “Coloring random graphs”. In: *Physical review letters* 89.26 (2002), p. 268701.
- [16] Marcelo Prates et al. “Learning to Solve NP-Complete Problems: A Graph Neural Network for Decision TSP”. In: *Proceedings of the AAAI Conference on Artificial Intelligence*. Vol. 33. 2019, pp. 4731–4738.
- [17] Paul Saikko, Jeremias Berg, and Matti Järvisalo. “LMHS: A SAT-IP Hybrid MaxSAT Solver”. In: July 2016, pp. 539–546. ISBN: 978-3-319-40969-6. DOI: 10.1007/978-3-319-40970-2_34.
- [18] Daniel Selsam et al. “Learning a SAT Solver from Single-Bit Supervision”. In: *7th International Conference on Learning Representations, ICLR 2019, New Orleans, LA, USA, May 6-9, 2019*. OpenReview.net, 2019. URL: https://openreview.net/forum?id=HJMC_iA5tm.
- [19] Yoshiyasu Takefuji and Kuo Chun Lee. “Artificial neural networks for four-coloring map problems and K-colorability problems”. In: *IEEE Transactions on Circuits and Systems* 38.3 (1991), pp. 326–333.
- [20] Oriol Vinyals, Meire Fortunato, and Navdeep Jaitly. “Pointer networks”. In: *Advances in Neural Information Processing Systems*. 2015, pp. 2692–2700.
- [21] Weichi Yao, Afonso S Bandeira, and Soledad Villar. “Experimental performance of graph neural networks on random instances of max-cut”. In: *arXiv preprint arXiv:1908.05767* (2019).