

# A Programming Framework for Differential Privacy with Accuracy Concentration Bounds

Elisabet Lobo-Vesga  
elilob@chalmers.se

Alejandro Russo  
russo@chalmers.se

Marco Gaboardi  
gaboardi@bu.edu

September 18, 2019

## Abstract

Differential privacy offers a formal framework for reasoning about privacy and accuracy of computations on private data. It also offers a rich set of building blocks for constructing data analyses. When carefully calibrated, these analyses simultaneously guarantee privacy of the individuals contributing their data, and accuracy of their results for inferring useful properties about the population. The compositional nature of differential privacy has motivated the design and implementation of several programming languages aimed at helping a data analyst in programming differentially private analyses. However, most of the programming languages for differential privacy proposed so far provide support for reasoning about privacy but not for reasoning about accuracy of data analyses. To overcome this limitation, in this work we present DPella, a programming framework providing data analysts with support for reasoning about privacy, accuracy and their trade-offs. The distinguished feature of DPella is a novel component which statically tracks the accuracy of different data analyses. In order to make tighter accuracy estimations, this component leverages taint analysis for automatically inferring *statistical independence* of the different noise quantities added for guaranteeing privacy. We show the flexibility of our approach by not only implementing classical counting queries (e.g., CDFs) but also by analyzing hierarchical counting queries (like those done by Census Bureaus), where accuracy have different constrains per level and data analysts should figure out the best manner to calibrate privacy to meet the accuracy requirements.

## 1 Introduction

Large amounts of individuals data are collected and stored every day for research or statistical purposes. Privacy concerns about the individuals contributing their data restrict the way information can be used and released. Differential privacy (DP) [1] is emerging as a viable solution to release statistical information about the population without compromising data subjects' privacy. A standard way to achieve DP is adding some statistical noise to the result of a data analysis. If the noise is carefully calibrated, it provides a *privacy* protection for the individuals contributing their data, and at the same time it provides *accurate* information about the population from which the data are drawn. Thanks to its quantitative formulation quantifying privacy by means of the parameter  $\epsilon$ , DP provides a mathematical framework for rigorously reasoning about the *privacy-accuracy trade-offs*. To be more precise, the accuracy requirement is not baked in the definition of DP, rather it is a constraint that is made explicit for a specific task at hand when a differentially private data analysis is designed.

An important property of DP is *composeability*: multiple differentially private data analyses can be composed with a graceful degradation of the privacy parameter  $\epsilon$ . This property allow one to reason about privacy as a *budget*: a data analyst can decide how much privacy budget (the  $\epsilon$  parameter) to assign to each of her analyses. The compositionality aspects of DP motivated the design of several programming frameworks [2, 3, 4, 5, 6, 7, 8, 9, 10, 11, 12, 13] and tools [14, 15, 16, 17] with built-in basic data analyses to help data analysts to design their own differentially private data analysis. At an high level, most of these programming frameworks and tools are based on a similar idea for reasoning about privacy: use some primitives for basic tasks in DP as building blocks, and use composition properties to combine these building blocks making sure that the privacy cost of each data analysis sum up and that the total cost does not exceed the privacy budget. Programming frameworks such as [2, 3, 4, 5, 6, 7, 8, 9, 10, 11, 12, 13] in addition usually also provides general support to further combine, through programming techniques, the different building blocks and the results of the different

data analyses. Differently, tools such as [14, 15, 16, 17] usually are optimized for specific tasks at the price of restricting the kinds of data analyses they can support.

Unfortunately, this simple approach for privacy cannot be directly applied to accuracy. Reasoning about accuracy is less compositional than reasoning about privacy, and it depends both on the specific task at hand and on the specific accuracy measure that one is interested in offering to data analysts. Despite this, when restricted to specific mechanisms and specific forms of data analyses, one can measure accuracy through estimates given as *confidence intervals*, or error bounds. As an example, most of the standard mechanisms from the differential privacy literature come with theoretical confidence intervals or error bounds that can be exposed to data analysts in order to allow them to take informed decisions about the analyses that they want to run. This approach has been integrated in tools such as GUPT [15], PSI [17], and Apex [18]. Users of these tools, can specify the target confidence interval they want to achieve, and the tools adjust accordingly the privacy parameters, when sufficient budget is available<sup>1</sup>.

In contrast, all the programming frameworks proposed thus far [2, 3, 4, 5, 6, 7, 8, 9, 10, 11, 12, 13] do not offer any support to programmers or data analysts for tracking, and reasoning about, the accuracy of their data analyses. This phenomenon is in large part due to the non-compositional nature of accuracy when providing confidence intervals for arbitrary queries that users of these frameworks may want to program and run.

In this paper we address this limitation by building a programming framework for designing differentially private data analysis which also supports a compositional form of reasoning about accuracy. We achieve this by internalizing the use of *probabilistic bounds* [19] describing how to compose different confidence intervals or error bounds. Probabilistic bounds are part of the classical toolbox for the analysis of randomized algorithms [19], and are the tools that differential privacy algorithms designers usually employ for the accuracy analysis of classical mechanisms [20, 21]. Two important probabilistic bounds are the *union bound*, that can be used to compose errors with no assumption on the way the random noise is generated, and *Chernoff bound*, which applies to the sum of random noise when the different random variables characterizing noise generation are statistically independent. When applicable, and when the number of random variables grows, Chernoff bound usually gives a much “tighter” error estimation than the union bound. We give a detailed formulation of these bounds in Section 4.

Our main contribution is showing that probabilistic bounds can be smoothly integrated in a programming framework for differential privacy by using techniques from information-flow control [22] (in the form of taint analysis [23]). While these probabilistic bounds are not enough to express every accuracy guarantees one wants to express for arbitrary data analyses, they allow the analysis of a large class of user-designed programs, complementing in this way the approach followed by tools such as GUPT [15], PSI [17], and Apex [18].

## Our Contribution

We present DPella, acronym for Differential Privacy in Haskell with accuracy, a programming framework where programmers and data analysts can explore the privacy-accuracy trade-off while writing their differentially private data analyses. The analyses that can be expressed in DPella are *data independent* and can be configured to used different norms for the accuracy of vectors. They consist on counting queries (the bread and butter of statistical analysis), average, and noisy max as well as any aggregation of their results. DPella is an API implemented as a library in the general purpose language Haskell<sup>2</sup>; a programming language that is well-known to support information-flow analyses as libraries [24, 25]—rather than creating interpreters or compilers from scratch as it is usually the case. The API, and our accuracy calculations, are designed to be *extensible* through the addition of new primitives and new error measures. In that manner, we expect DPella to expand the classes of supported analyses in the future.

One of the main contribution of DPella is the compositional approach to reasoning about accuracy when combining queries’ results. DPella extracts this information from a program implementing a data analysis through a symbolic interpretation of the program and type-level reasoning. More specifically, DPella builds an abstract-syntax tree corresponding to the query that the programmer or data analyst is writing. The tree carries information about the sensitivity<sup>3</sup> of the query which is collected at the type-level and needed to both guarantee privacy and accuracy. DPella provides to the data analysts two

---

<sup>1</sup>Apex actually goes beyond this by also helping user by selecting the right differentially private mechanism to achieve the required accuracy. Besides, it uses a combination off theoretical error bounds and statistical estimation, to provide confidence intervals for a large set of queries.

<sup>2</sup><https://www.haskell.org/>

<sup>3</sup>A quantitative measure of how much a query might amplify differences in the output, the formal definition is in Section 2.

distinct ways to symbolically interpret such abstract-syntax tree: one for privacy and one for accuracy. DPella’s interpretation for privacy consists on decreasing the privacy budget of a query by deducing the required budget of its sub-parts. On the other hand, the accuracy interpretation uses as abstraction the *inverse Cumulative Distribution Function* (iCDF) representing an upper bound to the (theoretical) error that the program incurs when guaranteeing DP. The iCDF of a query is build out of the iCDFs of the different components, by using as a basic composition principle the *union bound*. These interpretations provide overestimates of the corresponding quantities that they track. In order to make these estimates as precise as possible, DPella uses *taint analysis* to track the use of noise to identify which variables are *statistically independent*. This information is used by DPella to *soundly* replace, when needed, the union bounds with *Chernoff bounds*, something that to the best of our knowledge also program analyses focusing on accuracy, such as [26], do not consider.

We envision these two ways to symbolically interpret queries by data analysts as a mean to reason about privacy and accuracy. In our experiments, we used them to implement two kind of programs in DPella. First, we wrote programs that repetitively call the interpreters on queries with different values of  $\epsilon$  to visualize the errors incurred by data analyses—this allows data analyst to choose different values of  $\epsilon$  depending on the accuracy that she/he wants to achieve. Second, we used the interpretations to write optimization functions aiming at finding the minimal  $\epsilon$  for a given level of accuracy in data analyses, this is, minimizing the *privacy loss* of an analysis. These use cases align with the classical uses of tools such as GUPT, PSI, and Apex.

In summary, our contributions are:

- ▶ We present DPella, a programming framework that allows data analysts to explore the privacy-accuracy trade-off. DPella combines symbolic interpretation and type-level analyses to support reasoning in a uniform way about privacy and accuracy. DPella codebase consists of just 540 lines of Haskell code.
- ▶ We show how to use taint analysis to detect statistical independence of the noise that different primitives add, and how to use this information to achieve better error estimates.
- ▶ We show on several examples how DPella can help data analysts to explore the trade-offs between the competing properties of privacy and accuracy.
- ▶ We showcase DPella’s error estimations by implementing PINQ-like queries from previous work [27, 2, 28] as well as some workloads from the matrix mechanism [29, 30, 31].

## 2 DPella by example

In this section, we present an overview of DPella, showcasing each of its components. We start by providing a brief background on the notions of privacy and accuracy DPella considers.

### 2.1 Background

Differential privacy [1] is a quantitative notion of privacy that bounds how much a single individual’s private data can affect the result of a data analysis. More formally, we can define differential privacy as a property of a randomized query  $\tilde{Q}(\cdot)$  representing the data analysis, as follow.

**Definition 2.1** (Differential Privacy (DP)[1]). *A randomized query  $\tilde{Q}(\cdot) : \text{db} \rightarrow R$  satisfies  $\epsilon$ -differential privacy if and only if for any two datasets  $D_1$  and  $D_2$  in db, which differ in one row, and for every output set  $S \subseteq R$  we have*

$$\Pr[\tilde{Q}(D_1) \in S] \leq e^\epsilon \Pr[\tilde{Q}(D_2) \in S] \tag{1}$$

In the definition above, the parameter  $\epsilon$  determines a bound on the distance between the distributions induced by  $\tilde{Q}(\cdot)$  when adding or removing an individual from the dataset—the farther away they are, the more at risk the privacy of an individual is, and vice versa. In other words,  $\epsilon$  imposes a limit on the *privacy loss* that an individual can incur in, as a result of running a data analysis.

A standard way to achieve  $\epsilon$ -differential privacy is adding some carefully calibrated noise to the result of a query. To protect all the different ways in which an individual’s data can affect the result of a query, the noise needs to be calibrated to the maximal change that the result of the query can have when changing an individual’s data. This is formalized through the notion of *sensitivity*.

**Definition 2.2** ([1]). *The (global) sensitivity of a query  $Q(\cdot) : \text{db} \rightarrow R$  is the quantity:*

$$\Delta_Q = \max\{|Q(D_1) - Q(D_2)| \text{ for } D_1, D_2 \text{ differing in one row}\}$$

The sensitivity gives a measure of the amount of noise needed to protect one individual’s data. Besides, in order to achieve differential privacy it is also important the choice of the kind of noise that one adds. A standard approach is based on the addition of noise sampled from the Laplace distribution.

**Theorem 2.1** (Laplace Mechanism [1]). *Let  $Q(\cdot) : \text{db} \rightarrow R$  be a deterministic query with sensitivity  $\Delta_Q$ . Let  $\tilde{Q}(\cdot) : \text{db} \rightarrow R$  be a randomized query defined as  $\tilde{Q}(D) = Q(D) + \mathcal{N}$ , where  $\mathcal{N}$  is sample from the Laplace distribution with mean  $\mu = 0$  and scale  $b = \Delta_Q/\epsilon$ . Then  $\tilde{Q}$  is  $\epsilon$ -differentially private.*

Notice that in the theorem above, for a given query, the smaller the  $\epsilon$  is, the more noise  $\tilde{Q}(\cdot)$  needs to inject in order to hide the contribution of one individual’s data to the result—this protects privacy but degrades how meaningful the result of the query is. In contrast, the bigger the  $\epsilon$ , the less noise  $\tilde{Q}(\cdot)$  needs to inject—this increases the accuracy of the result but degrades privacy.

DPella enables data analysts and programmers to explore the trade-offs between privacy and accuracy by giving bound estimates on the errors caused by noise addition mechanisms, such as the Laplace mechanism introduced above. In general, the notion of *accuracy* can be defined more formally as follows.

**Definition 2.3** (Accuracy, see e.g.[20]). *Given an  $\epsilon$ -differentially private query  $\tilde{Q}(\cdot)$ , a target query  $Q(\cdot)$ , a distance function  $d(\cdot)$ , a bound  $\alpha$ , and the probability  $\beta$ , we say that  $\tilde{Q}(\cdot)$  is  $(d(\cdot), \alpha, \beta)$ -accurate with respect to  $Q(\cdot)$  if and only if for all dataset  $D$ :*

$$\Pr[d(\tilde{Q}(D) - Q(D)) > \alpha] \leq \beta \tag{2}$$

This definition allows one to express data independent error statements such as: with probability at least  $1 - \beta$  the query  $\tilde{Q}(D)$  diverge from  $Q(D)$ , in terms of the distance  $d(\cdot)$ , for less than  $\alpha$ . Then, we will refer to  $\alpha$  as the *error* and  $1 - \beta$  as the *confidence probability* or simply *confidence*. In general, the lower the  $\beta$  is, i.e., the higher the confidence probability is, the higher the error  $\alpha$  is. On the other hand, the higher the  $\beta$  is, i.e., the lower the confidence probability is, the lower the error is. In this case, the prediction will be valid less often than with a lower  $\beta$ .

As discussed in the previous section, an important property of differential privacy is composeability.

**Theorem 2.2** (Sequential Composition [1]). *Let  $\tilde{Q}_1(\cdot)$  and  $\tilde{Q}_2(\cdot)$  be two queries which are  $\epsilon_1$ - and  $\epsilon_2$ -differentially private, respectively. Then, their sequential composition  $\tilde{Q}(\cdot) = (\tilde{Q}_1(\cdot), \tilde{Q}_2(\cdot))$  is  $(\epsilon_1 + \epsilon_2)$ -differentially private.*

**Theorem 2.3** (Parallel Composition [2]). *Let  $\tilde{Q}(\cdot)$  be a  $\epsilon$ -differentially private query. and  $\text{data}_1, \text{data}_2$  be a partition of the set of data. Then, the query  $\tilde{Q}_1(D) = (\tilde{Q}(D \cap \text{data}_1), \tilde{Q}(D \cap \text{data}_2))$  is  $\epsilon$ -differentially private.*

Thanks to the composition properties of differential privacy, we can think about  $\epsilon$  as a *privacy budget* that one can spend on a given data before compromising the privacy of individuals’ contributions to that data. The *global*  $\epsilon$  for a given program can be seen as the privacy budget for the entire data. This budget can be consumed by selecting the *local*  $\epsilon$  to “spend” in each intermediate query. Thanks to the composition properties, by tracking the local  $\epsilon$  that are consumed, one can guarantee that a data analysis will not consume more than the allocated privacy budget.

Given an  $\epsilon$ , DPella gives data analysts the possibility to explore how to spend it on different queries and analyze the impact on accuracy. For instance, data analysts might decide to spend “more” epsilon on sub-queries which results are required to be more accurate, while spending “less” on the others. The next examples (inspired by the use of DP in network trace analyses [27]) show how DPella helps to quantify what “more” and “less” means.

## 2.2 Example: CDF

Suppose we have a *tcpdump* trace of packets which yields a table where each row is represented as list of `String` values containing the following information:

```
[<id>, <timestamp>, <src>, <dest>, <protocol>, <length>, <payload>]
```

```

1 cdf1 bins eps dataset = do
2   sizes ← dpSelect getPktLen dataset
3   counts ← sequence [ do elems ← dpWhere (≤ bin)
4                       sizes
5                       dpCount localEps elems
6                       | bin ← bins ]
7   return (norm∞ counts)
8   where localEps = eps / (length bins)

```

(a) Sequential approach

```

9 cdf2 bins eps dataset = do
10  sizes ← dpSelect ((≤ max bins) ∘ getPktLen) dataset
11  -- parts :: Map Integer (Value Double)
12  parts ← dpPartRepeat (dpCount eps) bins assignBin
13          sizes
14  let counts      = Map.elems parts
15      cumulCounts = [add (take i counts)
16                    | i ← [1..length counts]]
17  return (norm∞ cumulCounts)

```

(b) Parallel approach

Figure 1: CDF’s implementations

From this table, we would like to inspect—in a differentially private manner—the packet’s length distribution by computing its Cumulative Distribution function (CDF), defined as  $CDF(x) = \text{number of records with value } \leq x$ . Hence, we are just interested in the values of the attribute `<length>`.

In order to guarantee differential privacy, we need to add some randomness to our computation. So, the result will be an approximated version of the original CDF. How to best approximate a data analysis often depends on several properties of the data analysis itself. For the case of CDF, McSherry and Mahajan [27] proposed three different ways to approximate it, and they argued for their different levels of accuracy. We revise two of these approximations here (and the third one can be found in the extended version of the paper) to show how DPella can assist in showing the accuracy of these analyses.

### 2.2.1 Sequential CDF

A simple approach to compute the CDF consists in splitting the range of lengths into `bins` and, for each `bin`, count the number of records that are  $\leq \text{bin}$ . A natural way to make this computation differentially private is to add independent Laplace noise to each count.

We show how to do this using DPella in Figure 1a. We define a function `cdf1` which takes as input the list of `bins` describing length ranges, the amount of budget `eps` to be spent by the entire query, and the `dataset` where it will be computed. For now, we assume that we have a fixed list of bins for packets’ length. `cdf1` uses the primitive transformation<sup>4</sup> `dpSelect` provided by DPella to obtain from the dataset the length of each packet via a selector function `getPktLen :: String → Integer`. This computation results in a new dataset `sizes`. Then, we create a counting query for each bin using the primitive `dpWhere` provided by DPella. This filters all records that are less than the `bin` under consideration ( $\leq \text{bin}$ ). Finally, we perform a noisy count using the DPella primitive `dpCount`. The noise injected by the primitive `dpCount` is calibrated so that the execution of `dpCount` is `localEps`-DP (line 8<sup>5</sup>). The function `sequence` then takes the list of queries and compute them sequentially collecting their results in a list—to create a list of noisy counts. We then return this list. The combinator `norm∞` in line 7 is used to mark where we want the accuracy information to be collected, but it does not have any impact on the actual result of the `cdf`.

On the privacy side, DPella provides primitives to statically explore the privacy budget. For instance, to ensure that `cdf1` is `eps`-differential privacy, we distributed the given budget `eps` evenly among the sub-queries (this is done in lines 5 and 8). However, a data analyst may forget to do so, e.g., she can

<sup>4</sup>Anticipating on Section 3, in our code we will usually use the red color for transformations, the blue color for aggregate operations, and the green color for combinators for privacy and accuracy.

<sup>5</sup>The casting operation `fromIntegral` is omitted for clarity

define `localEps = eps`, and in this case the final query is `(length bins)*eps-DP`, which is a significant change in the query’s privacy price. To prevent such budget miscalculations or unintended expenditure of privacy budget, DPella provides the analyst with the function `budget` (see Section 3) that, given a query, statically computes an upper bound on how much budget it will spend. To see how to use this function, consider the function `cdf1` and its modified version `cdf’1` with `localEps = eps`. Suppose that we want to compute how much budget will be consumed by running it on a list of bins of size 10 (identified as `bins10`) and on a dataset `networkTraffic`. Then, the data analyst can ask this as follow:

```
>budget (cdf1 bins10 1 networkTraffic)
ε = 1
>budget (cdf’1 bins10 1 networkTraffic)
ε = 10
```

The function `budget` *will not* execute the query, it simply performs a static analysis on the code of the query by symbolically interpreting it. The static analysis uses information encoded by the *type* of the database `networkTraffic` (explained in Section 3). For `budget` to work, it is not necessary to provide the real dataset, just a dataset with the same static information.

DPella also provides primitives to statically explore the accuracy of a query. The function `accuracy` takes a query `Q(·)` and a probability  $\beta$  and returns an estimate of the (theoretical) error that can be achieved with confidence probability  $1 - \beta$ . Suppose that we want to estimate the error we will incur in by running `cdf1` with a budget of  $\epsilon = 1$  on with the same list of bins and dataset as above, and we want to have this estimate for  $\beta = 0.05$  and  $\beta = 0.2$ , respectively. Then, the data analyst can ask this as follow:

```
>accuracy (cdf1 bins10 1 networkTraffic) 0.05
α = 53
>accuracy (cdf1 bins10 1 networkTraffic) 0.2
α = 40
```

Since the result of the query is a vector of counts, we measure the error  $\alpha$  in terms of  $\ell_\infty$  distance with respect to the CDF without noise. This is the max difference that we can have in a bin due to the noise. The way to read the information provided by DPella is that with confidence 95% and 80%, we have errors 53 and 40, respectively. These error bounds can be used by a data analyst to figure out the exact set of parameters that would be useful for her task.

### 2.2.2 Parallel CDF

Another way to compute a CDF is by first generating an histogram of the data according to the bins, and then building a cumulative sum for each bin. To make this function private, an approach could be to add noise at the different bins of the histogram, rather than to the cumulative sums themselves, so that we could use the parallel composition, rather than the sequential one [27], which we show how to implement in DPella in Figure 1b. The symbol `::` is used to describe the type of terms in Haskell and double-dashes are used to introduce single-line comments.

In `cdf2`, we first select all the packages whose length is smaller than the maximum bin, and then we partition the data accordingly to the given list of bins. To do this, we use `dpPartRepeat` operator to create as many (disjoint) datasets as given `bins`, where each record in each partition belongs to the range determined by a specific `bin`—where the record belongs is determined by the function `assignBin:: Integer → Integer`. After creating all partitions, the primitive `dpPartRepeat` computes the given query `dpCount eps` in *each partition*—the name `dpPartRepeat` comes from repetitively calling `dpCount eps` as many times as partitions we have. As a result, `dpPartRepeat` returns a finite map where the keys are the `bins` and the elements are the noisy count of the records per partition—i.e., the histogram. In what follows (lines 15–17), we compute the cumulative sums of the noisy counts using the DPella primitive `add`, and finally we build and return the list of values denoting the CDF.

The privacy analysis of `cdf2` is similar to the one of `cdf1`, except that one can use the parallel composition, rather than the sequential one.

```
>budget (cdf2 bins10 1 networkTraffic)
ε = 1
```

The accuracy analysis of `cdf2` is more interesting: first it gets error bounds for each cumulative sum, then these are used to give an error bound on the maximum error of the vector. The symbolic analysis

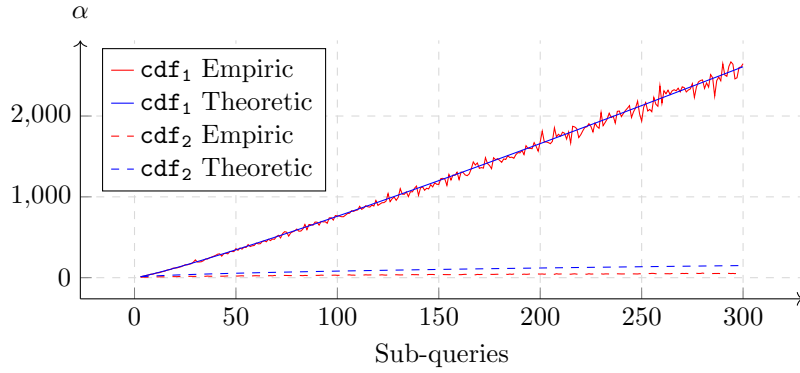


Figure 2: Error comparison (95% confidence)

of DPella implements this combination in an effective way. For the error bounds on the cumulative sums DPella uses either the union bound or the Chernoff bound, depending on which one gives the lowest error. For the maximum error of the vector, DPella uses the union bound, similarly to what happens in `cdf1`. Using DPella, also in this case, a data analyst can explore the accuracy of `cdf2`.

```
>accuracy (cdf2 bins10 1 networkTraffic) 0.05
α = 22
>accuracy (cdf2 bins10 1 networkTraffic) 0.2
α = 20
```

### 2.2.3 Exploring the privacy-accuracy trade-off

Let us assume that a data analyst is interested in running a CDF with an error bounded with 90% confidence, i.e., with  $\beta = 0.1$ , having three bins (named `bins3`), and  $\epsilon = 1$ . With those assumptions in mind, which implementation should she use? To answer that question, the data analyst can ask DPella:

```
>accuracy (cdf1 bins3 1 networkTraffic) 0.1
α = 11
>accuracy (cdf2 bins3 1 networkTraffic) 0.1
α = 12
```

So, the analyst would know that using `cdf1` in this case would give, likely, a lower error. Suppose further that the data analyst realize that she prefers to have a finer granularity and have 10 bins, instead of only 3. Which implementation should she use? Again, she can compute:

```
>accuracy (cdf1 bins10 1 networkTraffic) 0.1
α = 46
>accuracy (cdf2 bins10 1 networkTraffic) 0.1
α = 20
```

So, the data analyst would know that using `cdf2` in this case would give, likely, a lower error. One can also use DPella to show a comparison between `cdf1` and `cdf2` in terms of error when we keep the privacy parameter fixed and we change the number of bins, where `cdf2` gives a better error when the number of bins is large [27] as illustrated in Figure 2. In the figure, we also show the empirical error to confirm that our estimate is tight—the oscillations on the empirical `cdf1` are given by the relative small (300) number of experimental runs we consider.

Now, what if the data analyst choose to use `cdf2` because of what we discussed before but she realizes that she can afford an error  $\alpha \leq 50$ ; what would be then the epsilon that gives such  $\alpha$ ? One of the feature of DPella is that the analyst *can write a simple program that finds it by repetitively calling `accuracy` with different epsilons*—this is one of the advantages of providing a programming framework. In this case, the answer is 0.42:

```
>accuracy (cdf2 bins10 0.42 networkTraffic) 0.1
α = 49
```

```

-- Transformations (data analyst)
dpWhere    :: (r → Bool)      → Data s r → Query (Data s r)
dpGroupBy  :: Eq k ⇒ (r → k) → Data s r → Query (Data (2*s) (k, [r]))
dpIntersect :: Eq r ⇒ Data s1 r → Data s2 r → Query (Data (s1+s2) r)
dpSelect   :: (r → r')       → Data s r → Query (Data s r')
dpUnion    :: Data s1 r      → Data s2 r → Query (Data (s1+s2) r)
dpPart     :: Ord k ⇒ (r → k) → Data s r → Map k (Data s r) → Query (Value a)
           → Query (Map k (Value a))

-- Aggregations (data analyst)
dpCount :: Stb s ⇒ ε → Data s r → Query (Value Double)
dpSum   :: Stb s ⇒ ε → (r → Double) → Data s r → Query (Value Double)
dpAvg   :: Stb s ⇒ ε → (r → Double) → Data s r → Query (Value Double)
dpMax   :: ε → (r → Double) → Data 1 r → Query (Value Integer)

-- Budget
budget :: Query a → ε

-- Execution (data curator)
dpEval :: (Data 1 r → Query (Value a)) → [r] → ε → IO a

```

Figure 3: DPella API: Part I

These different use cases shows the flexibility of DPella for different tasks in private data analysis. The following sections will introduce the theoretical and technical aspects of DPella, more concretely, Section 3 presents DPella’s API and how does it enforce DP. Section 4 describes the technicalities of the accuracy calculations, followed by Section 5 where we expose the versatility of the framework with case studies. Lastly, we put our framework in context presenting some related work in Section 6 followed by the conclusions and future work (Section 7).

### 3 Privacy

A query written in DPella can be thought as a sequence of operations responsible to transform sensitive dataset for then obtaining aggregated data like the amount of rows in a dataset. DPella provides noised version of data aggregation operations by implementing a *Laplace mechanism* as described in Theorem 2.1. To ensure that data releases satisfy differential privacy despite transformations, the noise injected is calibrated to the impact that such transformations can have on the data—a concept known as *stability* [2] (explained below). Different than, e.g., PINQ [2], one novelty of DPella is that it computes stability *statically* using Haskell’s type-system.

Queries written in DPella have an invariant enforced by construction: *it is not possible to branch on results produced by aggregations*. While it might seem restrictive, it enables to write counting queries, which are the bread and butter of statistical analysis and have been the focus of the majority of the work in DP. Despite such restriction, DPella can be extended with data analyses branching on noisy-values by simply incorporating them as black-box primitives, e.g., noisy-max is incorporated in this manner by DPella.

**Terminology** DPella have two kind of actors: *data curators*, who decide the global privacy budget and split that budget among data analysts, and *data analysts*, who write queries to mine useful information from the data and spend the budget they received. DPella is designed to help data analysts to have an informed decision about how to spend their budget based on exploring the trade-offs between privacy and accuracy.

#### 3.1 Components of the API

Figure 3 shows part of DPella API. DPella introduces two abstract data types to respectively denote datasets and queries:

```

data Data s r -- datasets
data Query a  -- queries

```

The attentive reader might have observed that the API also introduces the data type `Value a`. However, we defer its explanation for Section 4 since it is only used for accuracy calculations—for this section,



readers can consider the type `Value a` as isomorphic to the type `a`. Values of type `Data s r` represent sensitive datasets with *accumulated stability* `s`, where each row is of type `r`. Accumulated stability, on the other hand, is instantiated to type-level positive natural numbers, i.e., `1`, `2`, etc. Stability is a measure that captures the number of rows in the dataset that could have been affected by transformations like selection or grouping of rows. In DP research, stability is associated with dataset transformations rather than with datasets themselves. In order to simplify type signatures, DPella uses the type parameter `s` in datasets to represent the accumulated stability of the transformations for which datasets have gone through.

Values of type `Query a` represent *computations*, or queries, that yield values of type `a`. Type `Query a` is a monad [32], and because of this, computations of type `Query a` are built by two fundamental operations:

```
return :: a → Query a
(≫)   :: Query a → (a → Query b) → Query b
```

The operation `return x` returns a query that just produces the value `x` without causing side-effects, i.e., without touching any dataset. The function `(≫)`—called *bind*—is used to sequence queries and their associated side-effects. Specifically, `qp ≫ f` executes the query `qp`, takes its *result*, and passes it to the function `f`, which then returns a second query to run. Some languages, like Haskell, provide syntactic sugar for monadic computations known as *do*-notation. For instance, the program `qp1 ≫ (λx1 → qp2 ≫ (λx2 → return (x1, x2)))`, which performs queries `qp1` and `qp2` and returns their results in a pair, can be written as `do x1 ← qp1; x2 ← qp2; return (x1, x2)` which gives a more “imperative” feeling to programs. We split the API in four parts: transformations, aggregations, budget prediction, and execution of queries. (We defer to the next section the description of the API related to accuracy calculations.) The first three parts are intended to be used by data analysts, while the last one is intended to be *only* used by data curators<sup>6</sup>.

### 3.1.1 Transformations

The primitive `dpWhere` filters rows in datasets based on a predicate functions (`r → Bool`). The created query (of type `Query (Data s r)`) produces a dataset with the same row type `r` and accumulated stability `s` as the dataset given as argument (`Data s r`). Observe that if we consider two datasets which differ in `s` rows in two given executions, and we apply `dpWhere` to both of them, we will obtain datasets that will still differ in `s` rows—thus, the accumulated stability remains the same. The primitive `dpGroupBy` returns a dataset where rows with the same key are grouped together. The functional argument (of type `r → k`) maps rows to keys of type `k`. The rows in the return dataset (`Data (2*s) (k, [r])`) consist of key-rows pairs of type `(k, [r])`—syntax `[r]` denotes the type of lists of elements of type `r`. What appears on the left-hand side of the symbol `⇒` are type constraints. They can be seen as static demands for the types appearing on the right-hand side of `⇒`. Type constraint `Eq k` demands type `k`, denoting keys, to support equality; otherwise grouping rows with the same keys is not possible. The accumulated stability of the new dataset is multiplied by 2 in accordance with stability calculations for transformations [2, 34]—observe that `2*s` is a type-level multiplication done by a type-level function (or type family [35]) `*`. Our API also considers transformations similar to those found in SQL like intersection (`dpIntersect`), union (`dpUnion`), and selection (`dpSelect`) of datasets, where the accumulated stability is updated accordingly. We do not provide joins as transformations since supporting them is known to be challenging [2, 36, 37, 38]. The output of a join may contain duplicates of sensitive rows, which makes difficult to bound the accumulated stability of datasets. DPella therefore assumes that all the considered information is contained by the rows of given datasets.

### 3.1.2 Partition

Primitive `dpPart` deserves special attention. This primitive is a mixture of a transformation and aggregations since it partitions the data (transformation) to subsequently apply aggregations on each of them. More specifically, this primitive partitions the given dataset (`Data s r`) based on a row-to-key mapping (`r → k`). Then, it takes a partition for a given key `k` and applies it to the corresponding function `Data s r → Query (Value a)`, which is given as an element of a key-query mapping (`Map k ((Data s r) → Query (Value a))`). Subsequently, it returns the values produced at every partition as a key-value mapping (`Query (Map k (Value a))`). The primitive `dpPartRepeat` used by the examples in Section 2 is implemented as a special case of `dpPart` and thus we do not discuss it further.

<sup>6</sup>A separation that can be enforced via Haskell modules [33]

```

1 q ::  $\epsilon$   $\rightarrow$  [Color]  $\rightarrow$  Data 1 Double
2    $\rightarrow$  Query (Map Color Double)
3 q eps bins dataset = dpPart id dataset dps
4   where dps = fromList [(c,  $\lambda$ ds  $\rightarrow$  dpCount eps dataset)
5         -- dps = fromList [(c,  $\lambda$ ds  $\rightarrow$  dpCount eps ds
6         | c  $\leftarrow$  bins]

```

Figure 4: DP-histograms by using `dpPart`

Partition is one of the most important operators to save privacy budget. It allows to run the same query on a dataset’s partitions but only paying for one of them—recall Theorem 2.3. The essential assumption that makes this possible is that every query runs on *disjoint* datasets. Unfortunately, data analysts could ignore this assumption when writing queries. To illustrate this point, we present the code in Figure 4. Query  $q$  produces a  $\epsilon$ -DP histogram of the colors found in the argument `dataset`, which rows are of type `Color` and variable `bins` enumerates all the possible values of such type. The code partitions the dataset by using the function `id :: Color  $\rightarrow$  Color` (line 2) and executes the aggregation counting query (`dpCount`) in each partition (line 3)—function `fromList` creates a map from a list of pairs. The attentive reader could notice that `dpCount` is applied to the original `dataset` rather than the partitions. This type of errors could lead to break privacy as well as inconsistencies when estimating the required privacy budget. A correct implementation consists on executing `dpCount` on the corresponding partition as shown in the commented line 4.

To catch possible coding errors as the one shown above, DPella deploys an static information-flow control (IFC) analysis similar to that provided by MAC [39]. IFC ensures that queries run by `dpPart` do not perform queries on shared datasets (as `dataset` in Figure 4). For that, DPella attaches provenance labels to datasets `Data s r` indicating to which part of the query they are associated with and propagates that information accordingly. For instance, `dataset` in  $q$  belongs to the top-level fragment of the query rather than to sub-queries executed in each partition—and DPella will raise an error at compile time. Instead, if we comment line 3 and uncomment line 4, the query  $q$  is successfully run by DPella (when there is enough privacy budget) since every partition is only accessing their own partitioned data (denoted by variable `ds`). The implemented IFC mechanism is *transparent* to data analysts and curators, i.e., they do not need to understand how it works. Analysts and curators only need to know that, when the IFC analysis raises an alarm, is due to a possibly access to non-disjoint datasets when using `dpPart`.

### 3.1.3 Aggregations

DPella presents primitives to count (`dpCount`), sum (`dpSum`), and average (`dpAvg`) rows in datasets. These primitives take an argument `eps ::  $\epsilon$` , a dataset, and build a Laplace mechanism which is `eps`-differentially private from which a noisy result gets return as a term of type `Value Double`. The purpose of data type `Value a` is two fold: to encapsulate noisy values of type `a` originating from aggregations of data, and to store information about its accuracy—intuitively, how “noisy” the value is (explained in Section 4). The injected noise of these queries gets adjusted depending on three parameters: the value of type  `$\epsilon$` , the accumulated stability of the dataset `s`, and the sensitivity of the query (recall Definition 2.2). More specifically, the Laplace mechanism used by DPella uses accumulated stability  $s$  to scale the noise, i.e., it consider  $b$  from Theorem 2.1 as  $b = s \cdot \frac{\Delta_Q}{\epsilon}$ . The sensitivities of DPella’s aggregations are hard-coded into the implementation—similar to what PINQ does. The sensitivities of `dpSum` and `dpAvg` are set to `1` and `2`, respectively, by applying a clipping function (`r  $\rightarrow$  Double`). This function maps the values under scrutiny into the interval  $[-1, 1]$  before executing the query. The sensitivity of `dpCount` and `dpMax` is set to `1`. To implement the Laplace mechanism, the type constrain `Stb s` in `dpCount`, `dpSum`, and `dpAvg` demands the accumulated stability parameter `s` to be a type-level natural number in order to obtain a term-level representation when injecting noise. Finally, primitive `dpMax` implements noisy-max. This query takes a scoring function (`r  $\rightarrow$  Double`), applies it to every row, adds a uniform noise to every score, and returns the *index of the row* with the highest noisy score. This primitive becomes relevant to obtain the winner option in elections without singling out any voter. However, it requires that the stability of the dataset to be `1` in order to be sound [40]. DPella guarantees such requirement by typing: the type of the given dataset as argument is `Data 1 r`, i.e., its accumulated stability is set to `1`.

```

-- Accuracy analysis (data analyst)
accuracy :: Query (Value a) → β → α
-- Norms (data analyst)
norm∞ :: [Value Double] → Value [Double]
norm2  :: [Value Double] → Value [Double]
norm1  :: [Value Double] → Value [Double]
rmsd   :: [Value Double] → Value [Double]
-- Accuracy combinators (data analyst)
add    :: [Value Double] → Value Double
neg    :: Value Double → Value Double

```

Figure 5: DPella API: Part II

### 3.1.4 Privacy budget and execution of queries

The primitive `budget` statically computes how much privacy budget is required to run a query. It is worth notice that DPella returns an upper bound of the required privacy budget rather than the exact one—an expected consequence of using a type-system to compute it and provide early feedback to data analysts. Finally, the primitive `dpEval` is used by data curators to run queries (`Query a`) under given privacy budgets ( $\epsilon$ ), where datasets are just lists of rows (`[r]`). It assumes that the initial accumulated stability as `1` (`Data 1 r`) since the dataset has not yet gone through any transformation, and DPella will automatically calculate the accumulated stability for datasets affected by subsequent transformations via the Haskell’s type system. This primitive returns a computation of type `IO a`, which in Haskell are computations responsible to perform side-effects—in this case, obtaining randomness from the system in order to implement the Laplace mechanism.

## 4 Accuracy

To deal with accuracy, DPella uses the data type `Value a` responsible to store a result of type `a` as well as information about its accuracy. For instance, a term of type `Value Double` stores a noisy number (e.g., coming from executing `dpCount`) together with its accuracy in terms of *a bound on the noise introduced to protect privacy*.

DPella provides an static analysis capable to compute the accuracy of queries via the following function

```
accuracy :: Query (Value a) → β → α
```

which takes as an argument a query and returns a function, called *inverse Cumulative Distribution Function* (iCDF), capturing the theoretical error  $\alpha$  for a given confidence  $1-\beta$ . Function `accuracy` does not execute queries but rather symbolically interpret all of its components in order to compute the accuracy of the result based on the sub-queries and how data gets aggregated. DPella follows the principle of improving accuracy calculations by detecting statistical independence. For that, it implements taint analysis [23] in order to track if values were drawn from statistically independent distributions.

### 4.1 Accuracy calculations

DPella starts by generating iCDFs at the time of running aggregations based on the following known result of the Laplace mechanism:

**Definition 4.1** (Accuracy for the Laplace mechanism). *Given a randomized query  $\tilde{Q}(\cdot) : db \rightarrow \mathbb{R}$  implemented with the Laplace mechanism as in Theorem 2.1, where the scale is adjusted by stability  $s$ , we have that*

$$\Pr \left[ |\tilde{Q}(D) - Q(D)| > \log(1/\beta) \cdot s \cdot \frac{\Delta_Q}{\epsilon} \right] \leq \beta \quad (3)$$

Consequently, DPella stores the iCDF  $\lambda\beta \rightarrow \log(1/\beta) \cdot s \cdot \frac{\Delta_Q}{\epsilon}$  for the values of type `Value Double` returned by aggregation primitives like `dpCount`, `dpSum`, and `dpAvg`. However, queries are often more complex than just calling aggregation primitives—as shown by `CDF2` in Figure 1b. In this light, DPella provides combinators responsible to aggregate noisy values, while computing its iCDFs based on the iCDFs of the arguments. Figure 5 shows DPella API when dealing with accuracy.

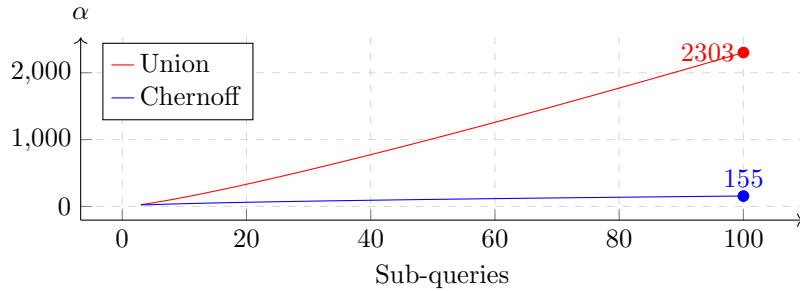


Figure 6: Union vs. Chernoff bounds

#### 4.1.1 Norms

DPella presents several primitives to aggregate the magnitudes of several errors predictions into a *single* measure—a useful tool when dealing with vectors. Primitives `norm∞`, `norm2`, and `norm1` take a list of values of type `Value Double`, where each of them carries accuracy information, and produces a *single value* (or vector) that contains a list of elements (`Value [Double]`), which accuracy is set to be the well-known  $\ell_\infty$ -,  $\ell_2$ -,  $\ell_1$ -norms, respectively. Finally, primitive `rmsd` implements *root-mean-square deviation* among the elements given as arguments—i.e., the quadratic mean of the differences between the noisy results and the original answer. In our examples, we focus on using `norm∞`, but other norms are available for the taste, and preference, of data analysts.

#### 4.1.2 Adding values

The primitive `add` aggregates values and, in order to compute accuracy of the addition, it tries to apply the Chernoff bound if all the values are statistically independent; otherwise, it applies the union bound. More precisely, for the next definitions we assume that primitive `add` receives  $n$  terms  $v_1 :: \text{Value Double}$ ,  $v_2 :: \text{Value Double}$ , ...,  $v_n :: \text{Value Double}$ . To support subtraction, DPella provides primitive `neg` responsible to change the sign of a given value. Importantly, since we are calculating the theoretical error, we should consider random variables rather than specific numbers. The next definition specifies how `add` behaves when applying union bound.

**Definition 4.2** (`add` using union bound). *Given  $n \geq 2$  random variables  $V_j$  with their respective  $iCDF_j$ , where  $j \in 1 \dots n$ , and  $\alpha_j = iCDF_j(\frac{\beta}{n})$ , then the addition  $Z = \sum_{j=1}^n V_j$  has the following accuracy:*

$$\Pr[|Z| > \sum_{j=1}^n \alpha_j] \leq \beta \quad (4)$$

Observe that to compute the  $iCDF$  of  $Z$ , the formula uses the  $iCDFs$  from the operands applied to  $\frac{\beta}{n}$ , which is done to obtain an error bound  $Z$  with confidence  $1 - \beta$ . Union bound makes no assumption about the distribution of the random variables  $V_j$ .

In contrast, the Chernoff bound *often* provides a tighter error estimation than the commonly used union bound when adding several *statistically independent* queries *sampled from a Laplace distribution*. To illustrate this point, Figure 6 shows that difference for the `cdf2` function we presented in Section 2 with  $\epsilon = 0.5$  (for each DP sub-query) and  $\beta = 0.1$ —the x-axis denotes the number of sub-queries aggregated, while the y axis is the estimated  $\alpha$ . Clearly, the Chernoff bound is asymptotically much better when estimating accuracy, while the union bound works best with a reduced number of sub-queries—observe how lines get crossed in Figure 6. In this light, and when possible, DPella computes both union bound and Chernoff bound and selects the tighter error estimation. However, to apply Chernoff bound, DPella needs to be certain that the events are independent. Before explaining how DPella detects that, we give a specification of the formula we use for Chernoff.

**Definition 4.3** (`add` using Chernoff bound [41]). *Given  $n \geq 2$  independent random variables  $V_j \sim \text{Lap}(0, b_j)$ , where  $j \in 1 \dots n$ ,  $b_M = \max \{b_j\}_{j=1 \dots n}$ , and  $\nu = \max \{ \sqrt{\sum_{j=1}^n b_j^2}, b_M \sqrt{\ln \frac{2}{\beta}} \}$ , then the addition  $Z = \sum_{j=1}^n V_j$  has the following accuracy:*

$$\Pr[|Z| > (\nu + 0.00001) \sqrt{8 \ln \frac{2}{\beta}}] \leq \beta \quad (5)$$

The presence of the number 0.00001 in the formula is to obtain a number strictly greater than  $\nu$  in that part of the formula so that the formula described above can be used—any other number that yields

```

1 totalCount :: Query (Value Double)
2 totalCount = do
3   v1 ← dpCount 0.3 ds1
4   v2 ← dpCount 0.25 ds2
5   ...
6   v100 ← dpCount 0.5 ds100
7   return (add [v1, v2, ..., v100])

```

Figure 7: Combination of sub-queries results

Category	Application	Programs
PINQ-like	CDFs [27]	<code>cdf1</code> , <code>cdf2</code> , <code>cdfSmart</code>
	Term frequency [2]	<code>queryFreq</code> , <code>queriesFreq</code> , <code>ip2location</code>
	Network analysis [27]	<code>packetSize</code> , <code>portSize</code>
	Cumulative sums [28]	<code>cumulSum1</code> <code>cumulSum2</code> <code>cumulSumSmart</code>
Counting queries	Range queries via Identity	<code>i_n</code>
	Range queries via Histograms [30]	<code>h_n</code>
	Range queries via Wavelet [31]	<code>y_n</code>

Table 1: Implemented literature examples

a number strictly greater than  $\nu$  works as well. We next explain how DPella checks that values come from statistically independent sampled variables.

### 4.1.3 Detecting statistical independence

To detect statistical independence, we apply taint analysis when considering terms of type `Value a`. Specifically, every time a result of type `Value Double` gets generated by an aggregation query in DPella’s API (i.e., `dpCount`, `dpSum`, etc.), it gets assigned a label indicating that it is *untainted* and thus statistically independent. The label also carries information about the scale of the Laplace distribution from which it was sampled—a useful information when applying Definition 4.3. When the primitive `add` receives all untainted values as arguments, the accuracy of the aggregation is determined by the best estimation provided by either the union bound (Definition 4.2) or the Chernoff bound (Definition 4.3). Importantly, values produced by `add` are considered *tainted* since they depend on other results. When `add` receives any tainted argument, it proceeds to estimate the error of the addition by just using union bound.

To illustrate how our taint analysis works, Figure 7 presents the query plan `totalCount` which adds the results of hundred `dpCount` queries over different datasets, namely  $ds_1, ds_2, \dots, ds_{100}$ . (The `...` denotes code intentionally left unspecified.) The code calls the primitive `add` with the results of calling `dpCount`. (We use  $[x_1, x_2, x_3]$  to denote the list with elements  $x_1, x_2$ , and  $x_3$ .) What would it be then the theoretical error of `totalCount`? The accuracy calculation depends on whether all the values are untainted in line 7. When no dependencies are detected between  $v_1, v_2, \dots, v_{100}$ , namely all the values are untainted, DPella applies Chernoff bound in order to give a tighter error estimation. Instead, for instance, if  $v_3$  were computed as an aggregation of  $v_1$  and  $v_2$ , e.g., `let v3 = add [v1, v2]`, then line 7 applies union bound since  $v_3$  is a tainted value. With taint analysis, DPella is capable to detect dependencies among terms of type `Value Double`, and leverages that information to apply different concentrations bounds.

## 5 Case studies

In this section, we will discuss the advantages and limitations of our programming framework. Moreover, we will go in-depth into using DPella to analyze the interplay of privacy and accuracy parameters in

$$\begin{array}{ccc}
\begin{bmatrix} 1 & 0 & 0 & 0 \\ 1 & 1 & 0 & 0 \\ 1 & 1 & 1 & 0 \\ 1 & 1 & 1 & 1 \\ 0 & 1 & 0 & 0 \\ 0 & 1 & 1 & 0 \\ 0 & 1 & 1 & 1 \\ 0 & 0 & 1 & 0 \\ 0 & 0 & 1 & 1 \\ 0 & 0 & 0 & 1 \end{bmatrix} & & \begin{bmatrix} 1 & 0 & 0 & 0 \\ 0 & 1 & 0 & 0 \\ 0 & 0 & 1 & 0 \\ 0 & 0 & 0 & 1 \end{bmatrix} \\
\mathbf{W}_{R_4} & & \mathbf{I}_4 \\
& & \begin{bmatrix} 1 & 1 & 1 & 1 \\ 1 & 1 & 0 & 0 \\ 0 & 0 & 1 & 1 \\ 1 & 0 & 0 & 0 \\ 0 & 1 & 0 & 0 \\ 0 & 0 & 1 & 0 \\ 0 & 0 & 0 & 1 \end{bmatrix} \\
& & \mathbf{H}_4 \\
& & \begin{bmatrix} 1 & 1 & 1 & 1 \\ 1 & 1 & -1 & -1 \\ 1 & -1 & 0 & 0 \\ 0 & 0 & 1 & -1 \end{bmatrix} \\
& & \mathbf{Y}_4
\end{array}$$

Figure 8: Workload of all range queries and query strategies for 4 ranges

hierarchical histograms.

### 5.1 DPella expressiveness

First, we start by exploring the expressiveness of DPella. For this, we have built several analyses found in the DP literature—see Table 1—which we classify into two categories, *PINQ-like queries* and *counting queries*. The former class allows us to compare DPella expressivity with the one of PINQ, while the latter allow us to compare DPella expressivity with the one of APEX.

**PINQ-like queries** We have implemented most of the examples that have been implemented in PINQ [2, 27], such as, different versions of CDFs (sequential, parallel, and hybrid) and network tracing-like analyses. Additionally, we considered examples of *cumulative sums* [28]—which are queries that share some commonalities with CDFs. By construction, DPella’s support these queries naturally, since the expressiveness of DPella relies on its primitives that were designed following PINQ’s one very closely. However, as stated in previous sections, our framework goes a step further and exposes to data analysts the accuracy bound achieved by the specific implementation. This specific feature allows the data analyst to reason about accuracy of the results—without actually executing the query—by varying i) the strategy of the implementation ii) the parameters of the query. For instance, in Section 2, we have shown how the analyst can inspect the error of a sequential and parallel strategy to compute the CDF of packet lengths. Furthermore, the data analyst can take advantage of DPella being an embedded DSL and write a Haskell function that takes any of the approaches (`cdf1` or `cdf2`) and varies epsilon aiming to certain error tolerance (for a fixed confidence interval), or vice versa. Such a function can be as simple as a brute force analysis or as complex as an heuristic algorithm.

**Counting queries** The second class of queries that we considered are counting queries. More specifically, we focused on range queries, a specific subclass of counting queries. We considered this class to compare our approach with the one implemented in the tool APEX [18].

To answering counting queries, APEX uses the *matrix mechanism* [29]. This algorithm answers a set of linear queries (called the *workload*) by calibrating the noise to specific properties of the workload while preserving differential privacy. More in details, the matrix mechanism uses some *query strategies* as an intermediate device to answer a workload. The mechanism returns a DP version of the query strategies (obtained using the Laplace or Gaussian mechanism), from which noisy answers of the workload are derived. By adding independent noise to the strategies instead of adding it to the whole workload, the matrix mechanism exploits the correlation between the queries in order to add less noise for the same level of privacy, boosting in this way the accuracy of the results.

The matrix mechanism achieves an almost optimal error on counting queries. In order to achieve this error, the algorithm uses several non-trivial transformations which cannot be implemented easily in terms of other components. APEX implements it as a black-box and we could do the same in DPella. Instead, in this section we show how DPella can be directly used to answer sets of counting queries using some of the ideas behind the design of the matrix mechanism, and how these answers improve with respect to answering the queries naively, thanks to the use of partition and the Chernoff bound.

To do this, we have implemented several strategies to answer an specific workload  $\mathbf{W}_R$ : the set of all range queries over a domain. Figure 8 illustrates the workload that would be answer for a frequency count of four ranges. The identity strategy  $\mathbf{I}_4$ , represents 4 queries (number of rows) computing the

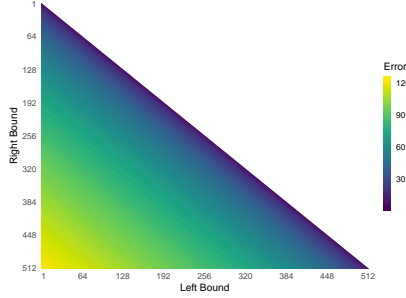


Figure 9: Error of each range query in  $\mathbf{W}_R$  using strategy  $\mathbf{I}_n$  with  $n = 512, \epsilon = 1$ , and  $\beta = 0.05$

noisy count of each range (number of columns). The hierarchical strategy  $\mathbf{H}_4$  contains seven queries representing a binary hierarchy of sums, for instance, the first row represent the sum of all elements, the second one is the sum of half of the ranges, and so on. Finally, the wavelet strategy  $\mathbf{Y}_4$  contains four queries representing the Haar wavelet matrix.

To replicate the behavior of answering a workload  $\mathbf{W}_R$  for  $n$  ranges using a strategy  $A$  in DPella we follow three steps:

- 1) Partition the table for each range and perform a noisy count in each partition obtaining  $\tilde{x} = [\tilde{q}_1, \tilde{q}_2, \dots, \tilde{q}_n]$ , here each  $\tilde{q}_i$  has type `Value a`
- 2) Compute the queries described by an strategy  $A$  with  $\tilde{x}$

```
strategy :: [[Int]] -> [Value a] -> [[Value a]]
strategy matA vectX = ...
```

Note that instead of adding each noisy count to obtain the value of a row, we return a list of queries involved in the computation. For instance, for strategy  $\mathbf{H}_4$  each row will be represented as follows:

$$\mathbf{H}_4 \tilde{x} = \begin{bmatrix} 1 & 1 & 1 & 1 \\ 1 & 1 & 0 & 0 \\ 0 & 0 & 1 & 1 \\ 1 & 0 & 0 & 0 \\ 0 & 1 & 0 & 0 \\ 0 & 0 & 1 & 0 \\ 0 & 0 & 0 & 1 \end{bmatrix} \begin{bmatrix} \tilde{q}_1 \\ \tilde{q}_2 \\ \tilde{q}_3 \\ \tilde{q}_4 \end{bmatrix} = \begin{bmatrix} [\tilde{q}_1, \tilde{q}_2, \tilde{q}_3, \tilde{q}_4] \\ [\tilde{q}_1, \tilde{q}_2] \\ [\tilde{q}_3, \tilde{q}_4] \\ [\tilde{q}_1] \\ [\tilde{q}_2] \\ [\tilde{q}_3] \\ [\tilde{q}_4] \end{bmatrix} \begin{bmatrix} (\vec{y}_1) \\ (\vec{y}_2) \\ (\vec{y}_3) \\ (\vec{y}_4) \\ (\vec{y}_5) \\ (\vec{y}_6) \\ (\vec{y}_7) \end{bmatrix}$$

Which produces  $\vec{y} = [\vec{y}_1, \vec{y}_2, \vec{y}_3, \vec{y}_4, \vec{y}_5, \vec{y}_6, \vec{y}_7]$ , this is, `strategy matH vectX = [y1, y2, y3, y4, y5, y6, y7]`

- 3) Construct the noisy answer of  $\mathbf{W}_R$  using  $\vec{y}$  and adding each row using operator `add`. For instance, answering the 3rd range (3rd column) query of  $\mathbf{W}_{R4}$  can be done by adding  $\vec{y}_2$  and  $\vec{y}_6$ , this is `add (y2 ++ y6) = add [q1, q2, q3]`.

Observe that there are several ways to combine  $\vec{y}_i$  lists to answer  $\mathbf{W}_{R4}$ , in particular, we could have used only the identity matrix  $\vec{y}_4 \dots \vec{y}_7$  wich would correspond to using  $\mathbf{I}_4$  strategy. Additionally, since we delayed the combination of noisy values  $\tilde{q}_i$  until the end, any possible combination will yield (at least) the same error as using strategy  $\mathbf{I}_4$ . We can conclude that by following the previous steps the more accurate answer for  $\mathbf{W}_R$  will be yield by the identity strategy. This is not unexpected, since in order to use the other queries strategies more efficiently we would need transformation similar to the ones used in the matrix mechanism.

In order to understand how the accuracy of our method based on the identity strategy compares to the one of the matrix mechanism we show in Figure 9 the error of answering each range query (i.e., each row) in  $\mathbf{W}_R$  with strategy  $\mathbf{I}_n$  and  $n = 512$ . While we use the same kind of plot, this error cannot be directly compared with the one shown in Figure 7 of [29], since we use a different error metrics:  $(\alpha, \beta)$ -accuracy vs MSE. Nonetheless, we share the tendency of having lower error on small ranges and significant error on large ranges. Now, since the noisy values that will be added (using the function `add`) are statistically independent, we can use the Chernoff bound to show that the error is approximately  $\mathcal{O}(\sqrt{n})$  for each range query, and a maximum error of  $\mathcal{O}(\sqrt{n \log n})$  for answering any query in  $\mathbf{W}_R$ . If we compare our maximum error  $\mathcal{O}(\sqrt{n \log n})$  with the one of the matrix mechanism based on the identity strategy  $\mathcal{O}(n/\epsilon^2)$ , it becomes evident how Chernoff bound is useful to provides tighter accuracy bounds.

```

1 hierarchical1 [e1, e2, e3] dat = do
2   -- h1 :: Map Gen (Value Double)
3   -- h2 :: Map (Gen, Age) (Value Double)
4   -- h3 :: Map (Gen, Age, Nationality) (Value Double)
5   h1 ← byGen      e1 dat
6   h2 ← byGenAge   e2 dat
7   h3 ← byGenAgeNat e3 dat
8   return (h1, h2, h3)

```

(a) Hierarchical histogram I: distribute budget among the levels

```

9 hierarchical2 e dat = do
10  h3 ← byGenAgeNat e dat
11  h2 ← level2 h3
12  h1 ← level1 h3
13  return (h1, h2, h3)

```

(b) Hierarchical histogram II: spend budget only on the most detailed histogram

Figure 10: Implementation of hierarchical histograms

Unfortunately, as previously stated, the error of strategies  $\mathbf{H}_n$  and  $\mathbf{Y}_n$  in DPella is not better than the one of the strategy  $\mathbf{I}_n$ , so we cannot reach the same accuracy the matrix mechanism achieves with these strategies (see Figure 7 of [29]). This limitation can be addressed by leveraging the fact that DPella is a programming framework that could be *extended* by adding the matrix mechanism—and some other features—as black-box primitives.

## 5.2 Privacy and accuracy trade-off analysis in DPella

We showcase how DPella helps the analyst to reason about the privacy and accuracy trade-off while designing a query. We study histograms with certain hierarchical structure (commonly seen in Census Bureaus analyses) where different accuracy requirements are imposed per level and where varying one privacy or accuracy parameter can have a *cascade impact* on the privacy or accuracy of others. We consider the scenario where we would like to generate histograms from the Adult database<sup>7</sup> in order to perform studies on gender balance. The information that we need to mine is not only an histogram of the genders (for simplicity, just male and female) but also how the gender distributes over age, and within that, how age distributes over nationality—thus exposing a hierarchical structure of three levels. As a data analyst faced with this task, how should we proceed to implement the analysis?

Our first approach is depicted in Figure 10a, where query `hierarchical1` generates three histograms with different levels of details. This query puts together the results produced by queries `byGen`, `byGenAge`, and `byGenAgeNationality` where each query generates an histogram of the specified set of attributes. Observe that these sub-queries are called with potentially different epsilons, namely  $\mathbf{e}_1$ ,  $\mathbf{e}_2$ , and  $\mathbf{e}_3$ , then, we expect `hierarchical1` to be  $\mathbf{e}_1 + \mathbf{e}_2 + \mathbf{e}_3$ -differentially private.

We need to proceed to explore the possibilities to tune the privacy and accuracy parameters to our needs. In this case, we want a confidence of 95% for accuracy, i.e.,  $\beta = 0.05$ , with a total budget of 3 ( $\epsilon = 3$ ). We could manually try to take the budget  $\epsilon = 3$  and distribute it to the different histograms in many different ways and analyze the implication for accuracy by calling `accuracy` on each sub-query. Instead, we write a small (simple, brute force) optimizer in Haskell that splits the budget uniformly among the queries, i.e.,  $\mathbf{e}_1 = \mathbf{1}$ ,  $\mathbf{e}_2 = \mathbf{1}$ , and  $\mathbf{e}_3 = \mathbf{1}$ , and tries to find the minimum epsilon that meets the accuracy demands per histogram. In other words, we are interested in minimizing the *privacy loss* at each level bounding the maximum accepted error. The optimizer essentially adjusts the different epsilons and calls `accuracy` during the minimization process. To ensure termination, the optimizer aborts after a fixed number of iterations, or when the local budget  $\mathbf{e}_i$  is exhausted.

Table 2 shows some of our findings. The first row shows what happens when we impose an error of 100 at every level of detail, i.e., each bar in all the histograms could be at most  $+/- 100$  off. Then, we only need to spend a little part of our budget—the optimizer finds the minimum epsilons that adheres to the accuracy constrains. Instead, the second row shows that if we ask to be *gradually* more accurate

<sup>7</sup><https://archive.ics.uci.edu/ml/datasets/adult>



Histogram	$\alpha$ tolerance	Status	$\epsilon$	$\alpha$
byGen	100	✓	0.06	61.48
byGenAge	100	✓	0.06	96.13
byGenAgeNat	100	✓	0.11	85.74
byGen	10	✓	0.41	8.99
byGenAge	50	✓	0.16	36.05
byGenAgeNat	5	✗ MaxBud	1	9.43
byGen	5	✓	0.76	4.85
byGenAge	5	✗ MaxBud	1	5.76
byGenAgeNat	10	✓	0.96	9.82

Table 2: Budgeting with  $\alpha$  tolerances,  $\beta = 0.05$ , & total  $\epsilon = 3$

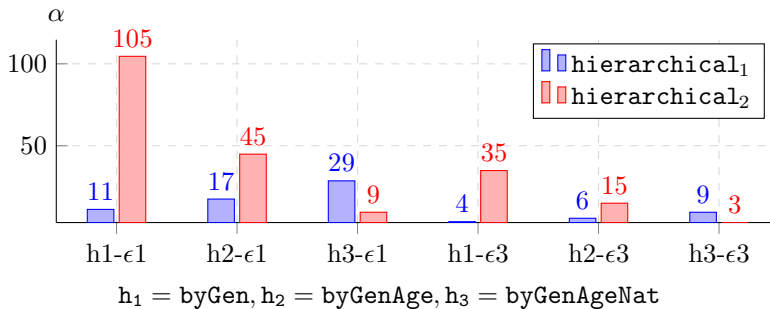


Figure 11: hierarchical<sub>1</sub> vs. hierarchical<sub>2</sub>

on more detailed histograms, then the optimizer aborted at the most detailed one. While it could fulfill the first two demands, it aborted on the most detailed histogram (`byGenAgeNat`) since it could not find an epsilon that fulfills that requirement—the best we can do is spending all the budget and obtain an error bound of 9.43. Finally, the last row shows what happens if we want *gradually* tighter error bounds on the less detailed histograms. In this case, the middle layer can be “almost” fulfilled by expending all the budget and obtaining an error bound of 5.76 instead of 5. While the results from Table 2 could be acceptable for some data analysts, they might not be for others.

We propose an alternative manner to implement the same query which consists on spending privacy budget *only* for the most detailed histogram. As shown in Figure 10b, this new approach spends all the budget  $\epsilon$  on calling  $h_3 \leftarrow \text{byGenAgeNat } \epsilon \text{ dat}$ . Subsequently, the query builds the other histograms based on the information extracted from the most detailed one. For that, we add the noisy values of  $h_3$  (using helper functions `level2` and `level1`) creating the rest of the histograms representing the Cartesian products of gender and age, and gender, respectively. These methodology will use `add` and `norm∞` to compute the derived histograms, and therefore will not consume more privacy budget. Observe that the query proceeds in a bottom-up fashion, i.e., it starts with the most detailed histogram and finishes with the less detailed one. Now that we have two implementations, which one is better? Which one yields the better trade-offs between privacy and accuracy? For that, Figure 11 shows the accuracy of the different level of histograms, i.e.,  $h_1$ ,  $h_2$ , and  $h_3$ , when fixing  $\beta = 0.05$  and a global budget of  $\epsilon = 1$  ( $h_1-\epsilon_1$ ,  $h_2-\epsilon_2$ , and  $h_3-\epsilon_3$ ) and  $\epsilon = 3$  ( $h_1-\epsilon_3$ ,  $h_2-\epsilon_3$ , and  $h_3-\epsilon_3$ )—we obtained all this information by running repetitively the function `accuracy`. From the graphics, we can infer that the splitting of the privacy budget per level often gives rise to more accurate histograms. However, observe the exception when  $\epsilon = 3$  for `hierarchical2`: in this case, `hierarchical1` will use an  $\epsilon = 1$  in that histogram so it will receive a more noisy count than using  $\epsilon = 3$ .

## 6 Related work

PINQ [2] is a programming framework for writing queries that has inspired most of the subsequent works. Queries can use basic aggregation mechanisms as well as transformations similar to those supported by the DPella API. PINQ uses dynamic tracking and sensitivity information to guarantee privacy of computations. Airavat [3] is a programming framework similar to PINQ but based on the map-reduce model. wPINQ [42] is an extension of the PINQ framework that supports a more general form of join operators. DJoin [36] enforces differential privacy for distributed databases, but for a restricted join operator. Flex [38] enforces differential privacy for a broader range of query plans, using the notion of elastic sensitivity. None of these works keeps track of accuracy, nor static analysis for privacy or accuracy.

We leave as future work to support join operations with accuracy—which is an active area of research.

Fuzz [4] is a programming language which enforces (pure) differential privacy of computations using a linear type system which keeps track of program sensitivity. DFuzz [6] is a generalization of Fuzz based on linear dependent types, a richer typing discipline which is able to accommodate recursion. Adaptive Fuzz [10] is an adaptation of Fuzz which supports adaptive data analysis using a combination of static and dynamic techniques. Finally, Fuzzi [13] is a three layer system which supports a more rich class of data analyses. Ektelo [12] is a programming framework from writing privacy-aware differentially private computations based on the matrix mechanism and other components. Ektelo allows one to write quite involved query strategies. While several of Ektelo components are not supported in the current implementation of DPella, these can be easily added as black-box components. All these systems support reasoning about privacy, but not about accuracy. In contrast, DPella supports accuracy but restricts the programming framework to rule out certain analysis (e.g., adaptive ones) where supporting accuracy in a compositional manner is still an open problem.

Hoare2 [7] is a programming language which enforces (pure or approximate) differential privacy using program verification. Hoare2 combines a graded monad with a relational refinement type system which keeps track of the relationship between two executions of the program on adjacent inputs. PrivInfer [8] is an extension of Hoare2 that supports differentially private Bayesian programming. Both works are based on a relaxation of probabilistic couplings, introduced in [43]. In principle, both works allow programs that branch over query outputs. However, their verification component is too weak to prove interesting properties for such programs. Subsequent work [44] clarifies the relationship with probabilistic couplings and provides stronger support to reason about programs that branch on query outputs, such as the sparse vector technique. Later, Albarghouthi and Hsu [45] improve the coupling-based approach and derive automated methods for proving privacy of a broad range of computations. Zhang et al. [9] develop a similar automated approach but based on the idea of aligning the randomness of two executions of a program. More recently, this approach has been extended to deal with more involved algorithms using an extra shadow execution [46]. Again, all these works focus on privacy for advanced data analyses while neglecting accuracy.

In contrast, as we discussed before, several tools also support reasoning about accuracy, but they restrict in general the kind of queries they support. GUPT [15] is a tool based on the sample-and-aggregate framework for differential privacy [47]. GUPT allows analysts to specify the target accuracy of the output, and compute privacy from it—or vice versa. This approach has inspired several of the subsequent works and also our design. The limitation of GUPT is that it supports only analyses that fit in the sample-and-aggregate framework. While this framework has several remarkable advantages, such as allowing arbitrary queries to be run on the subsampled data, it only effectively supports analyses that can be aggregated through some basic aggregation operations. In contrast, DPella supports analyses of a more general class, such as the ones we discussed in Section 2 and Section 5. In principle, some of these analyses (e.g. CDF) could be seen as a post-processed combination of analyses that also GUPT supports, the further step that DPella takes is that it also allows to reason about the accuracy of the combined form, rather than just about the individual queries. PSI [17] offers to the data analyst an interface for selecting either the level of accuracy that she wants to reach, or the level of privacy she wants to impose. The error estimates that PSI provides are similar to the ones that are supported in DPella. However, similarly to GUPT, PSI supports only a limited set of transformations and primitives, and in its current form it does not allow analysts to submit their own (programmed) queries. Once again, DPella can be seen as a programming environment that could be combined with some of the analyses supported by tools similar to PSI or GUPT in order to reason about the accuracy of the combined queries.

Ligett et al. [48] propose a framework for developing differentially private algorithms under accuracy constraints. This allows one to choose a given level of accuracy first, and then finding the private algorithm meeting this accuracy. This framework is so far limited to empirical risk minimization problems and it is not supported by a system, yet.

APEX [18] is probably the most mature framework that has similar goals as DPella since it supports reasoning about both accuracy and privacy. Moreover, it allows data analysts to write queries as SQL-like statements. However, the model that APEX uses is quite different from the one used by DPella. First, APEX consider only three kind of queries: WCQ (counting queries), ICQ (iceberg counting queries), and TCQ (top-k counting queries). To answer WCQ queries, as discussed in Section 5, APEX uses the matrix mechanism. While the matrix mechanism theoretical error is formulated in term of MSE (see [29]), APEX uses Monte Carlo simulations to achieve accuracy bounds in terms of  $\alpha$  and  $\beta$ , and to determine the least privacy parameter ( $\epsilon$ ) that fits those bounds. We have shown how DPella can be used to answer queries based on the identity strategies and the use of partition and concentration bounds. To use effectively

other query strategies we would need to extend DPella with the matrix mechanism as a black-box. This can be done easily but in this paper we want to keep the focus on the programming support offered by DPella and we leave this for future work.

ICQ queries return the aggregate of bins greater than a threshold. To answer these queries APEX applies novel data dependent accuracy bounds, so different datasets might require different  $\epsilon_s$  that fit the bounds—DPella provides only data independent analyses. TCQ queries are a generalization of report-noisy-max, this generalization is not yet supported by DPella. While APEX supports advanced queries, it does not provide means to reason about combinations of analyses, e.g., it does not support reasoning about the accuracy of a query using results from WCQs queries to perform TCQs ones. DPella instead has been designed specifically to support the combination of different queries. So, we can think about DPella as complimentary to APEX.

Focusing on core calculi, Barthe et al. [28] devise a method for proving differential privacy using Hoare logic. Their method uses accuracy bounds for the Laplace Mechanism for proving privacy bounds of the Propose-Test-Release Mechanism, but cannot be used to prove accuracy bounds of arbitrary computations. Later, Barthe et al. [40] develop a program logic for proving accuracy bounds of differentially private computations based on the Laplace Mechanism. Further, Barthe et al [49] use this logic, in combination with a logic supporting reasoning by coupling, to verify differentially private algorithms whose privacy guarantee depends on the accuracy guarantee of some sub-component. More recently, Smith et al. [26] propose an automated approach for computing accuracy bounds. However, these methods use Union Bound and do not attempt to reason about probabilistic independence to obtain tighter bounds.

## 7 Conclusions

DPella is an expressive programming framework for reasoning about privacy, accuracy, and their trade-offs. DPella leverages features of Haskell type-system to achieve expressiveness, and uses taint analysis to detect probabilistic independence and derive tighter accuracy bounds using Chernoff bounds.

We believe that the principles behind DPella, i.e., the use of concentration bounds guided by taint analysis, could also be used to support other mechanisms (e.g., Gaussian) and thus providing support to  $(\epsilon, \delta)$ -DP, or Renyi-DP [50] as well as advanced forms of compositions. We leave as future work to determine how to adapt the types and symbolic interpreters of DPella to support such extensions. Other future work also includes lifting the restriction that programs should not branch on query outputs, and extending the scope of the language to other notions of privacy, including concentrated differential privacy [51], zero concentrated differential privacy [52], or truncated concentrated differential privacy [53].

**Acknowledgments** We would like to show our gratitude to Gilles Barthe (MPI-SP and IMDEA Software Institute) who provided insight and expertise that greatly assisted the development of DPella.

## References

- [1] Cynthia Dwork, Frank McSherry, Kobbi Nissim, and Adam Smith. Calibrating noise to sensitivity in private data analysis. In *Proceedings of the Third Conference on Theory of Cryptography, TCC'06*, pages 265–284, 2006. ISBN 3-540-32731-2, 978-3-540-32731-8.
- [2] Frank D. McSherry. Privacy integrated queries: an extensible platform for privacy-preserving data analysis. In *SIGMOD*. ACM, 2009.
- [3] Indrajit Roy, Srinath T. V. Setty, Ann Kilzer, Vitaly Shmatikov, and Emmett Witchel. Airavat: Security and privacy for MapReduce. In *Proc. USENIX Symposium on Networked Systems Design and Implementation, NSDI*, 2010.
- [4] Jason Reed and Benjamin C. Pierce. Distance makes the types grow stronger: a calculus for differential privacy. In *Proc. ACM SIGPLAN International Conference on Functional Programming*, 2010.
- [5] Andreas Haeberlen, Benjamin C. Pierce, and Arjun Narayan. Differential privacy under fire. In *Proc. of USENIX Security Symposium*, 2011.

- [6] Marco Gaboardi, Andreas Haeberlen, Justin Hsu, Arjun Narayan, and Benjamin C. Pierce. Linear dependent types for differential privacy. In *Proc. ACM SIGPLAN-SIGACT Symposium on Principles of Programming Languages*, 2013.
- [7] Gilles Barthe, Marco Gaboardi, Emilio Jesús Gallego Arias, Justin Hsu, Aaron Roth, and Pierre-Yves Strub. Higher-order approximate relational refinement types for mechanism design and differential privacy. In *POPL'15*. ACM, 2015.
- [8] Gilles Barthe, Gian Pietro Farina, Marco Gaboardi, Emilio Jesús Gallego Arias, Andy Gordon, Justin Hsu, and Pierre-Yves Strub. Differentially private bayesian programming. In *Proc. ACM SIGSAC Conference on Computer and Communications Security*, 2016.
- [9] Danfeng Zhang and Daniel Kifer. LightDP: towards automating differential privacy proofs. In *Proc. ACM SIGPLAN Symp. on Principles of Programming Languages*, 2017.
- [10] Daniel Winograd-Cort, Andreas Haeberlen, Aaron Roth, and Benjamin C. Pierce. A framework for adaptive differential privacy. *PACMPL*, 1(ICFP), 2017.
- [11] Noah M. Johnson, Joseph P. Near, and Dawn Song. Towards practical differential privacy for SQL queries. *PVLDB*, 11(5), 2018.
- [12] Dan Zhang, Ryan McKenna, Ios Kotsogiannis, Michael Hay, Ashwin Machanavajjhala, and Gerome Miklau. EKTELO: A framework for defining differentially-private computations. In *Proc. International Conference on Management of Data*, 2018.
- [13] Hengchu Zhang, Edo Roth, Andreas Haeberlen, Benjamin C. Pierce, and Aaron Roth. Fuzzi: A three-level logic for differential privacy. In *Proc. ACM SIGPLAN International Conference on Functional Programming (ICFP'19)*, 2019.
- [14] Ashwin Machanavajjhala, Daniel Kifer, John M. Abowd, Johannes Gehrke, and Lars Vilhuber. Privacy: Theory meets practice on the map. In *Proc. International Conference on Data Engineering, ICDE*, 2008.
- [15] Prashanth Mohan, Abhradeep Thakurta, Elaine Shi, Dawn Song, and David E. Culler. GUPT: privacy preserving data analysis made easy. In *Proc. ACM SIGMOD International Conference on Management of Data, SIGMOD*, 2012.
- [16] Darakhshan J. Mir, Sibren Isaacman, Ramón Cáceres, Margaret Martonosi, and Rebecca N. Wright. DP-WHERE: differentially private modeling of human mobility. In *Proc. IEEE International Conference on Big Data*, 2013.
- [17] Marco Gaboardi, James Honaker, Gary King, Kobbi Nissim, Jonathan Ullman, and Salil P. Vadhan. PSI ( $\Psi$ ): a private data sharing interface. *CoRR*, abs/1609.04340, 2016.
- [18] Chang Ge, Xi He, Ihab F. Ilyas, and Ashwin Machanavajjhala. APEX: Accuracy-aware differentially private data exploration. In *Proc. International Conference on Management of Data (to appear)*, 2019.
- [19] Devdatt P. Dubhashi and Alessandro Panconesi. *Concentration of measure for the analysis of randomized algorithms*. Cambridge University Press, 2009.
- [20] Cynthia Dwork and Aaron Roth. The algorithmic foundations of differential privacy. *Foundations and Trends in Theoretical Computer Science*, 9(3-4):211–407, 2014.
- [21] Cynthia Dwork, Guy N. Rothblum, and Salil P. Vadhan. Boosting and differential privacy. In *51th Annual IEEE Symposium on Foundations of Computer Science, FOCS 2010, October 23-26, 2010, Las Vegas, Nevada, USA*, pages 51–60, 2010. doi: 10.1109/FOCS.2010.12. URL <https://doi.org/10.1109/FOCS.2010.12>.
- [22] A. Sabelfeld and A. C. Myers. Language-Based Information-Flow Security. *IEEE J. Selected Areas in Communications*, 21(1):5–19, January 2003.
- [23] Daniel Schoepe, Musard Balliu, Benjamin C. Pierce, and Andrei Sabelfeld. Explicit secrecy: A policy for taint tracking. In *IEEE European Symposium on Security and Privacy*, pages 15–30, 2016.

- [24] P. Li and S. Zdancewic. Arrows for secure information flow. *Theoretical Computer Science*, 411(19): 1974–1994, 2010.
- [25] A. Russo, K. Claessen, and J. Hughes. A library for light-weight information-flow security in Haskell. In *Proc. ACM SIGPLAN Symp. on Haskell*. ACM Press, 2008.
- [26] Calvin Smith, Justin Hsu, and Aws Albarghouthi. Trace abstraction modulo probability. *PACMPL*, 3(POPL), 2019.
- [27] Frank McSherry and Ratul Mahajan. Differentially-private network trace analysis. *ACM SIGCOMM Computer Communication Review*, 41(4):123–134, 2011.
- [28] Gilles Barthe, Marco Gaboardi, Emilio Jesús Gallego Arias, Justin Hsu, César Kunz, and Pierre-Yves Strub. Proving differential privacy in Hoare logic. In *Proc. IEEE Computer Security Foundations Symposium*, 2014.
- [29] Chao Li, Gerome Miklau, Michael Hay, Andrew McGregor, and Vibhor Rastogi. The matrix mechanism: optimizing linear counting queries under differential privacy. *VLDB J.*, 24(6), 2015.
- [30] Michael Hay, Vibhor Rastogi, Gerome Miklau, and Dan Suciu. Boosting the accuracy of differentially private histograms through consistency. *PVLDB*, 3(1), 2010.
- [31] Xiaokui Xiao, Guozhang Wang, and Johannes Gehrke. Differential privacy via wavelet transforms. *IEEE Trans. Knowl. Data Eng.*, 23(8), 2011.
- [32] Eugenio Moggi. Notions of computation and monads. *Inf. Comput.*, 93(1):55–92, 1991.
- [33] David Terei, Simon Marlow, Simon L. Peyton Jones, and David Mazières. Safe Haskell. In *Proceedings of the 5th ACM SIGPLAN Symposium on Haskell, Haskell 2012, Copenhagen, Denmark, 13 September 2012*, pages 137–148, 2012.
- [34] Hamid Ebadi and David Sands. Featherweight PINQ. *Privacy and Confidentiality*, 7(2), 2017.
- [35] Richard A. Eisenberg, Dimitrios Vytiniotis, Simon L. Peyton Jones, and Stephanie Weirich. Closed type families with overlapping equations. In *The ACM SIGPLAN-SIGACT Symposium on Principles of Programming Languages*, 2014.
- [36] Arjun Narayan and Andreas Haeberlen. Djoin: Differentially private join queries over distributed databases. In Chandu Thekkath and Amin Vahdat, editors, *10th USENIX Symposium on Operating Systems Design and Implementation, OSDI*. USENIX Association, 2012.
- [37] Jeremiah Blocki, Avrim Blum, Anupam Datta, and Or Sheffet. Differentially private data analysis of social networks via restricted sensitivity. In *Innovations in Theoretical Computer Science, ITCS*, 2013.
- [38] Noah M. Johnson, Joseph P. Near, and Dawn Song. Towards practical differential privacy for SQL queries. *PVLDB*, 11(5), 2018.
- [39] Alejandro Russo. Functional Pearl: Two Can Keep a Secret, if One of Them Uses Haskell. In *Proc. of the ACM SIGPLAN International Conference on Functional Programming*. ACM, 2015.
- [40] Gilles Barthe, Marco Gaboardi, Benjamin Grégoire, Justin Hsu, and Pierre-Yves Strub. A program logic for union bounds. In Ioannis Chatzigiannakis, Michael Mitzenmacher, Yuval Rabani, and Davide Sangiorgi, editors, *International Colloquium on Automata, Languages, and Programming, ICALP*, volume 55 of *LIPICs*. Schloss Dagstuhl - Leibniz-Zentrum fuer Informatik, 2016.
- [41] T-H Hubert Chan, Elaine Shi, and Dawn Song. Private and continual release of statistics. *ACM Transactions on Information and System Security (TISSEC)*, 14(3):26, 2011.
- [42] Davide Proserpio, Sharon Goldberg, and Frank McSherry. Calibrating data to sensitivity in private data analysis. *PVLDB*, 7(8), 2014.
- [43] Gilles Barthe, Boris Köpf, Federico Olmedo, and Santiago Zanella Béguelin. Probabilistic relational reasoning for differential privacy. In *Proc. ACM SIGPLAN-SIGACT Symposium on Principles of Programming Languages*, 2012.

- [44] Gilles Barthe, Marco Gaboardi, Benjamin Grégoire, Justin Hsu, and Pierre-Yves Strub. Proving differential privacy via probabilistic couplings. In *Proc. ACM/IEEE Symposium on Logic in Computer Science*, 2016.
- [45] Aws Albarghouthi and Justin Hsu. Synthesizing coupling proofs of differential privacy. *PACMPL*, 2(POPL), 2018.
- [46] Yuxin Wang, Zeyu Ding, Guan hong Wang, Daniel Kifer, and Danfeng Zhang. Proving differential privacy with shadow execution. In *Proc. ACM SIGPLAN Conference on Programming Language Design and Implementation*, 2019.
- [47] Kobbi Nissim, Sofya Raskhodnikova, and Adam D. Smith. Smooth sensitivity and sampling in private data analysis. In *Proc. Annual ACM Symposium on Theory of Computing*, 2007.
- [48] Katrina Ligett, Seth Neel, Aaron Roth, Bo Waggoner, and Zhiwei Steven Wu. Accuracy first: Selecting a differential privacy level for accuracy-constrained ERM. *CoRR*, abs/1705.10829, 2017.
- [49] Gilles Barthe, Noémie Fong, Marco Gaboardi, Benjamin Grégoire, Justin Hsu, and Pierre-Yves Strub. Advanced probabilistic couplings for differential privacy. In *Proc. ACM SIGSAC Conference on Computer and Communications Security*, 2016.
- [50] Ilya Mironov. Rényi differential privacy. In *2017 IEEE 30th Computer Security Foundations Symposium (CSF)*. IEEE, 2017.
- [51] Cynthia Dwork and Guy N Rothblum. Concentrated differential privacy. *arXiv preprint arXiv:1603.01887*, 2016.
- [52] Mark Bun and Thomas Steinke. Concentrated differential privacy: Simplifications, extensions, and lower bounds. In *Theory of Cryptography Conference*. Springer, 2016.
- [53] Mark Bun, Cynthia Dwork, Guy N Rothblum, and Thomas Steinke. Composable and versatile privacy via truncated cdp. In *Proceedings of the 50th Annual ACM SIGACT Symposium on Theory of Computing*, pages 74–86. ACM, 2018.