

Improvement of heavy flavor productions in a multi-phase transport model updated with modern nPDFs

L. Zheng,^{1,2,*} C. Zhang,² S.S. Shi,^{2,†} and Z.W. Lin^{2,3,‡}

¹*School of Mathematics and Physics, China University of Geosciences (Wuhan), Wuhan 430074, China*

²*Key Laboratory of Quark and Lepton Physics (MOE) and Institute of Particle Physics,
Central China Normal University, Wuhan 430079, China*

³*Department of Physics, East Carolina University, Greenville, North Carolina 27858, USA*

Recently we have updated a multi-phase transport (AMPT) model with modern parton distribution functions of nuclei (nPDFs). Here we study open charm productions in the updated AMPT model and compare to the experimental data from pp and AA collisions over a wide range of collision energies. Besides the update of nPDFs, we have removed the transverse momentum cutoff on initial heavy quark productions and also included the resultant heavy flavor cross section into the total minijet cross section in the initial condition as described by the HIJING model. We show that the AMPT model with these updates provides a much better description of the yields and transverse momentum spectra of various open charm hadrons in comparison with the experimental data. This lays the foundation for further heavy flavor studies within the transport model approach.

I. INTRODUCTION

In high energy hadronic collisions, heavy flavor production provides us a powerful tool to study quantum chromodynamics (QCD) [1]. The initial production of heavy flavor quarks is calculable with the perturbative QCD (pQCD) method due to the relatively large value of the heavy quark mass. In heavy ion physics, heavy quarks also play an important role because their masses are typically larger than the temperatures achieved in the produced quark-gluon plasma (QGP). Therefore, they are predominantly produced in the initial hard scatterings between the two nuclei on a time scale shorter than the formation time of the QGP. As a result, heavy quarks can experience almost the full evolution of the deconfined nuclear medium and are thus sensitive to early dynamics of the collision system [2, 3].

Recently, it has been realized that the strong electromagnetic fields in the initial state of heavy ion collisions may significantly affect the heavy quark directed flow v_1 and result in a larger charm v_1 than lighter particles [4–6]. In addition, heavy quarks or hadrons are also expected to interact with the QGP or hadronic medium through elastic or inelastic processes during their propagation in the dense matter. This would lead to the suppression of heavy hadron yields at high transverse momentum often represented by the nuclear modification factor R_{AA} and anisotropic flows of heavy hadrons such as elliptic flow v_2 . These observables can be used to extract the transport properties of the QGP matter such as the drag and diffusion coefficients [7–9]. For example, a large suppression in R_{AA} and/or a substantially non-zero v_2 for open heavy particles indicates that heavy quarks experience significant interactions with the bulk medium.

Multiple theoretical frameworks have been developed to describe heavy flavor productions in high energy collisions. For example, pQCD calculations for the initial charm productions in pp and pA collisions include the General-Mass variable flavor number scheme (VFNS) approach [10] and the Fixed-Order plus Next-to-Leading Logarithms (FONLL) formalism [11]. These theoretical calculations usually can reasonably describe open charm productions in pp collisions, although their central values are often below the experimental data. In addition, medium induced effects can be included with models based on the heavy quark transport or pQCD calculations of the parton energy loss. At the high transverse momentum (p_T) region, models [12, 13] that include both collisional and radiative energy loss of heavy quarks usually provide a fair description of the R_{AA} from central to peripheral collisions. On the other hand, the evolution of low- p_T heavy quarks in the bulk medium is similar to the Brownian motion and can thus be studied with transport approaches based on the Langevin or Boltzmann equation, which has been implemented in the models like POWLANG [14], TAMU [15], Duke [16], BAMPS [17], LBT [18], MC@HQ+EPOS [19], PHSD [20] and Catania [21, 22].

A multi-phase transport (AMPT) model [23] is a useful tool to study the bulk medium through the microscopic dynamical processes of the evolving system. The ZPC component solves the Boltzmann equation for two-body scatterings via the parton cascade approach [24]. As a self-contained event generator, the AMPT model provides a unified framework to explore the medium evolution with different flavors including the event-by-event fluctuation and conservation of conserved charges. For example, the initial production of heavy quarks is modeled together with that of the light quarks and therefore the conservation of quantities such as energy, momentum, net baryon number, and net charm number is guaranteed in the AMPT initial condition of each event. Transport model studies of the dense matter, including

* zhengliang@cug.edu.cn

† shiss@mail.ccnu.edu.cn

‡ linz@ecu.edu

heavy flavor studies with the AMPT model [25, 26], help us to understand the QGP evolution and the transition from the non-equilibration stage to the hydrodynamic stage [27–30]. In particular, systematic comparisons of model predictions with the measured heavy flavor R_{AA} and v_2 [31, 32] allow us to determine the relevant QGP medium transport coefficients such as the spatial diffusion constant D_s , the drag coefficient η_D , and the momentum transport coefficients $\kappa_L, \kappa_T, \hat{q}$.

Recently we have updated the AMPT model with an improved quark coalescence process [33] and modern nuclear parton distribution functions (nPDFs) [34]. In this work, we will use the improved AMPT model to address open charm productions and then compare the model results with the experimental data. The rest of the paper is organized as follows. In Sec. II we discuss the physics changes we have made for open heavy flavor productions in the AMPT model. We then calculate the yield and p_T spectra of various open charm hadrons in comparison with the experimental data in pp and AA collisions in Sec. III and Sec. IV, respectively. After discussions in Sec. V, we summarize in Sec. VI.

II. DESCRIPTIONS OF HEAVY FLAVORS IN THE UPDATED AMPT MODEL

In the AMPT model, the initial productions of heavy quarks (Q) are modeled by the HIJING model [35]. They include the pair production processes ($q + \bar{q} \rightarrow Q + \bar{Q}$, $g + g \rightarrow Q + \bar{Q}$) and gluon splitting process ($g \rightarrow Q + \bar{Q}$). However, the flavor excitation processes ($q + Q \rightarrow q + Q$, $g + Q \rightarrow g + Q$) are not included. This is partly because the HIJING model only deals with closed string objects created by minijet productions but a flavor excitation process usually delivers a single heavy quark jet in the final state. The pair production cross section for heavy quarks in pQCD at leading order can be expressed as

$$\frac{d\sigma^{Q\bar{Q}}}{dp_T^2 dy_1 dy_2} = K \sum_{a,b} x_1 f_a(x_1, \mu_F^2) x_2 f_b(x_2, \mu_F^2) \frac{d\sigma^{ab \rightarrow Q\bar{Q}}}{d\hat{t}}. \quad (1)$$

In the above, y_1 and y_2 are respectively the rapidity of the two produced partons, the K factor aims to account for higher-order corrections of heavy quark productions, a and b refer to the type of interacting partons in the initial state, x denotes the nucleon momentum fraction taken by the interacting parton, μ_F represents the factorization scale, f_a represents the parton distribution function of parton type a in a (free or bound) nucleon, and $\sigma^{ab \rightarrow Q\bar{Q}}$ is the cross section for parton types a and b to produce the heavy quark pair. The K -factor $K = 2.5$ is used for both light and heavy flavor productions, as done in our previous study of light flavor observables after the update of nPDFs [34]. For charm quark productions we take $\mu_F^2 = 2(p_\perp^2 + m_c^2)$, where p_\perp is the transverse momentum transfer and we take the charm quark mass as $m_c = 1.3$ GeV/ c^2 in this study.

The calculation of hard scatterings in AMPT is implemented within the HIJING two-component model, where each hard parton is generated with a minimum transverse momentum cut, p_0 , to regulate the total minijet production cross section. The differential minijet cross section at leading order has the same form as Eq.(1):

$$\frac{d\sigma^{cd}}{dp_T^2 dy_1 dy_2} = K \sum_{a,b} x_1 f_a(x_1, \mu_F^2) x_2 f_b(x_2, \mu_F^2) \frac{d\sigma^{ab \rightarrow cd}}{d\hat{t}}, \quad (2)$$

where $\sigma^{ab \rightarrow cd}$ is the cross section for parton types a and b to produce a pair of minijets c and d . Then the total minijet cross section can be written as

$$\sigma_{\text{jet}}(s) = \sum_{c,d} \frac{1}{1 + \delta_{cd}} \int_{p_0^2}^{s/4} dp_T^2 dy_1 dy_2 \frac{d\sigma^{cd}}{dp_T^2 dy_1 dy_2}. \quad (3)$$

This minijet transverse momentum cutoff p_0 and the soft interaction cross section σ_{soft} are the two key parameters in the HIJING two-component model, which control the elastic, inelastic and total cross sections of pp and $p\bar{p}$ collisions [34–37]. Note that there is an extra factor of $1/2$ for final states with identical partons, such as $g + g \rightarrow g + g$ for minijet gluon productions, in the above equation. In contrast, the original HIJING model applies the factor of $1/2$ to all light flavor minijet production processes [36], and that leads to a slightly smaller total σ_{jet} than Eq.(3) (at the same p_0).

In the HIJING model as well as the previous AMPT model (denoted as “old AMPT”) before our most recent updates as done in Ref. [34] and this study, the minijet cross sections of Eqs.(2-3) do not include the cross section of heavy flavors such as charm and bottom quarks as given by Eq.(1). As a result, $\sigma_{\text{jet}}(s)$, which is used in the eikonal formalism for the total, elastic and inelastic cross sections [35, 36], represents the cross section of light flavor ($u/d/s$) minijets. Then in the actual generation of minijets, heavy flavor minijets are still being generated and their fraction is calculated by the ratio of the heavy flavor cross section over the total minijet cross section, i.e., $\sigma^{Q\bar{Q}}/\sigma_{\text{jet}}$, where the same minimum transverse momentum cut p_0 is used in calculating $\sigma^{Q\bar{Q}}$ as done in Eq.(3) for σ_{jet} .

The above approach has two issues. First, for self consistency the heavy flavor cross sections need to be included in the total minijet cross section in the two-component model. Secondly, the heavy quark cross sections can be calculated with pQCD without any minimum transverse momentum requirement and the large heavy quark mass (compared to Λ_{QCD}) naturally regulates the heavy quark total cross section. Therefore, we make significant changes to the descriptions of heavy flavors in the AMPT model by removing the p_0 cut for the heavy quark production cross sections and then including them in the total minijet cross section. These changes can be illustrated by the following modified formula for

the new minijet cross section:

$$\sigma_{\text{jet}}(s) = \sum_{c,d} \frac{1}{1 + \delta_{cd}} \int_{p_0^2}^{s/4} dp_T^2 dy_1 dy_2 \frac{d\sigma_{\text{light}}^{cd}}{dp_T^2 dy_1 dy_2} \quad (4)$$

$$+ \sum_{c,d} \int_0^{s/4} dp_T^2 dy_1 dy_2 \frac{d\sigma_{\text{heavy}}^{cd}}{dp_T^2 dy_1 dy_2},$$

where the first term represents the total cross section of light flavor ($u/d/s/g$) minijets and the second term represents that of heavy flavor minijets including charm and bottom flavors.

Naively one may expect that including the heavy quark production cross sections in the total minijet cross section will have negligible effects because heavy quarks are very rare. However, in the two-component model such as HIJING the light flavor ($u/d/s/g$) minijets require a minimum p_0 while we think the heavy flavor minijets should not. Therefore when the p_0 value is high, which is especially the case for both HIJING2.0 [37] and the updated AMPT model [34] that use newer PDFs, the charm production cross section may be a significant fraction of the total minijet cross section for AA collisions at high energies. Note that in the AMPT model updated with new nPDFs we have related the p_0 value for central AA collisions at high energies to that for pp collisions with a nuclear scaling of p_0 [34]. That leads to a larger p_0 in AA collisions and thus suppresses light flavor minijet productions at high energies, while the initial heavy flavor productions are not affected.

The event averaged $c\bar{c}$ yield as a function of the collision energy is shown in Fig. 1. Results without heavy quark channel in the total minijet cross section are represented by the dashed curves while the solid curves show the charm quark pair numbers after heavy flavor channels are included as done in Eq. 5. The inclusion of heavy quark cross section slightly increases the charm quark yield at high energies in pp collisions. At low energies, the difference between these two curves become negligible as expected due to the decreasing of heavy flavor cross section. In AA collisions, the impact of including heavy flavor sector becomes more significant, up to a factor of 2 at very high energies.

We expect the string melting version of the AMPT model [38] (instead of the default version of AMPT) to be applicable in describing the dense matter at high energies when a QGP is believed to be formed in the early stage of the collisions. Therefore we use the string melting version throughout this study. The hadronization of the partonic matter is accomplished by a spatial quark coalescence model [33] after partons stop interacting. The open heavy flavor hadron species formed by quark coalescence includes the following charm and bottom hadrons at all possible charge states (plus the corresponding anti-particles when applicable): D , D^* , D_s , D_s^* , Λ_c , Σ_c , Ξ_c , Ξ_c' , Ξ_{cc} , Ω_c , Ω_{cc} , Ω_{ccc} , as well as B , B^* , B_s , B_s^* , B_c , B_c^* , Λ_b , Σ_b , Ξ_b , Ξ_b' , Ξ_{bc} , Ξ_{bc}' , Ξ_{bb} , Ω_b , Ω_{bc} , Ω_{bc}' , Ω_{bb} , Ω_{bbc} , and Ω_{bbb} . The hadron species are determined by the flavor

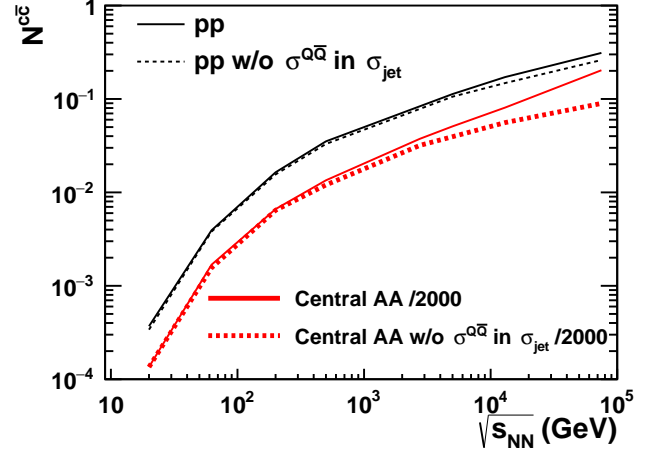


FIG. 1. (Color online) Effect of including heavy flavor cross sections into the minijet cross section on the yield of charm-anticharm quark pairs from the AMPT model for pp and central AA collisions (Au+Au at or below 200 GeV and Pb+Pb above 200 GeV).

combination of the two or three coalescing (anti)quarks. In addition, for a pseudo-scalar meson and a vector meson with the same flavor combination, our previous approach is to form the meson to which the invariant mass of the coalescing quark and antiquark is closer [23]. However, we find that the resultant vector to pseudo-scalar meson ratios such as the K^*/K ratio and the D^*/D ratio are often far away from the experimental data [39]. Therefore, we change the previous approach and now set the ratio of each type of vector to pseudo-scalar meson in the quark coalescence model, 0.30 for primordial ρ/π , 0.50 for primordial K^*/K , and 1.0 for primordial D^*/D or B^*/B . For example, for all the flavor combinations that could form either D or D^* mesons, we order them in terms of the excess mass (i.e. the difference between the two-quark invariant mass and the sum of two quarks' masses) and assign the half with lower excess masses to form D and the half with higher excess masses to form D^* . The above values are chosen to roughly reproduce the overall magnitudes of the final vector to pseudo-scalar meson ratios observed in pp collisions of various energies. Note that the above values determine the ratios of the primordial (i.e. right after quark coalescence) meson multiplicities in each event, not the ratios in the final state that often include effects from resonance decays and hadronic rescatterings.

In the new quark coalescence model for AMPT [33], the overall relative probability of a quark to form a baryon instead of a meson is determined by the r_{BM} parameter. Generally, there would be no antibaryon formation if this parameter is 0 but almost no meson formation if it goes to infinity. In the updated AMPT model [34] used for this work, the r_{BM} value for light flavor ($u/d/s$) hadrons is set to 0.53. On the other hand, the r_{BM} value for

heavy flavor hadrons is set to 1.00, because the light flavor value of 0.53 would lead to too few charm baryons (by a factor of ~ 4) compared to the experimental data in pp or AA collisions. In principle, the r_{BM} value for charm hadrons is related to the properties such as the number and masses of available charm baryon states versus charm meson states, and the higher r_{BM} value for charm is consistent with the assumption that relative to light flavors there are more charm baryon states than charm meson states [40].

Heavy quark productions directly depend on the PDFs as shown in Eq.(1). In addition, for AA collisions f in Eqs.(1-2) represents the parton PDFs in the nucleus instead of those in a free nucleon and thus contains the nuclear shadowing functions. Therefore we expect that our recent updates to the AMPT model [34] by including the newer parton distribution functions CTEQ6.1M [41] of free nucleon and the modern impact parameter-dependent EPS09s [42] nuclear shadowing functions should improve its descriptions of heavy flavor productions.

III. OPEN CHARM RESULTS FOR pp COLLISIONS

We now use the string melting version of the updated AMPT model [34], which already includes the heavy flavor improvements as detailed in the previous section, to study open charm productions in pp collisions in this section as well as AA collisions in the next section. Like the study on light flavors [34], we set the Lund string fragmentation parameters to $a = 0.8, b = 0.4 \text{ GeV}^{-2}$ for pp collisions and $a = 0.8, b = 0.15 \text{ GeV}^{-2}$ for the central Au+Au collisions at RHIC energies and Pb+Pb collisions at LHC energies. In addition, we set the parton elastic scattering cross section to $\sigma_p = 3 \text{ mb}$ and the hadron cascade cutoff time to $30 \text{ fm}/c$. The old AMPT results are often provided for comparisons, and there we use the AMPT version v2.26t9 with the same parameters as in an earlier study [43]. Unless otherwise specified, the yield of each charm meson species represents the average of the particles and the corresponding anti-particles.

The total $c\bar{c}$ pair cross section varying with \sqrt{s} for pp collisions from the AMPT model is shown in Fig. 2 compared with the available world data. The data points from PHENIX, ATLAS and LHCb collaborations are slightly shifted on horizontally. We see that the updated AMPT model with our recent modifications (solid line) can provide a good description of the charm quark cross section in pp collisions on a wide energy range. On the other hand, the old AMPT model significantly underestimates the charm cross section, especially at low energies. The dashed line shows the results when charm quark productions are subject to the minimum p_0 requirement, where we see much lower charm quark cross sections.

We show the rapidity and transverse momentum dis-

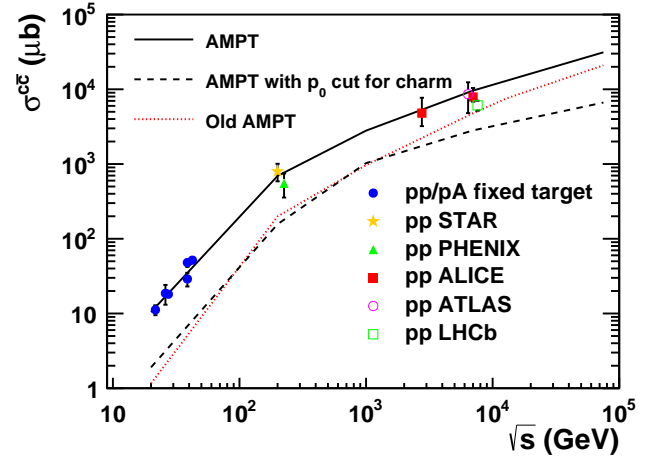


FIG. 2. (Color online) Total cross sections of charm-anticharm quark pairs from AMPT for pp collisions in comparison with the world data [44–50] as functions of the colliding energy.

tributions of charm quarks from the AMPT model at $\sqrt{s} = 200 \text{ GeV}$ and $\sqrt{s} = 7 \text{ TeV}$ in Fig. 3. We see that the enhancement of the charm quark yield is stronger in the mid-rapidity region. The charm quark transverse momentum spectra at mid-rapidity are shown in Fig. 3(b), where the statistical errors of the AMPT results are represented with a shaded band. We also see that the removal of the transverse momentum cutoff p_0 for charm quarks mostly enhances the charm quark production in the low p_T region. It is interesting to observe in Fig. 3 that the old AMPT result (dotted line) is rather similar to the result from the updated AMPT model with the p_0 cut for charm quarks (dashed curve); this is also seen in Fig. 2 until 1 TeV. Note that the old AMPT model also has a p_0 cut ($2 \text{ GeV}/c$) on charm quark productions.

Open charm hadron productions in pp collisions at $\sqrt{s} = 200 \text{ GeV}$ are shown in Fig. 4 for D^0 , D^{*+} , D_s^+ and Λ_c^+ . Note that the charm quark or hadron yields and spectra in this study have been averaged over those for particles and their corresponding anti-particles, e.g., the Λ_c^+ results in Fig. 4 represent the average results for Λ_c and $\bar{\Lambda}_c$. In addition, results of D^0 include both primordial D^0 mesons and D^0 mesons from D^* decays. We see that the shape and magnitude of the charm hadron distributions shown in Fig. 4 reflect those of the charm quarks in Fig. 3. For example, the p_T spectra of charm hadrons from the updated AMPT model are much harder than those in the old AMPT model, as also seen for the charm quarks. The D^* to D^0 ratio is rather flat across the shown p_T region. We also see that results from the updated AMPT model is slightly lower than the STAR D^0 data but still within the uncertainties.

In Fig. 5 we confront the model results for D^0 , D^{*+} , D_s^+ and Λ_c^+ with the experimental data for pp collisions at $\sqrt{s} = 7 \text{ TeV}$. Fig. 5(a) shows that the re-

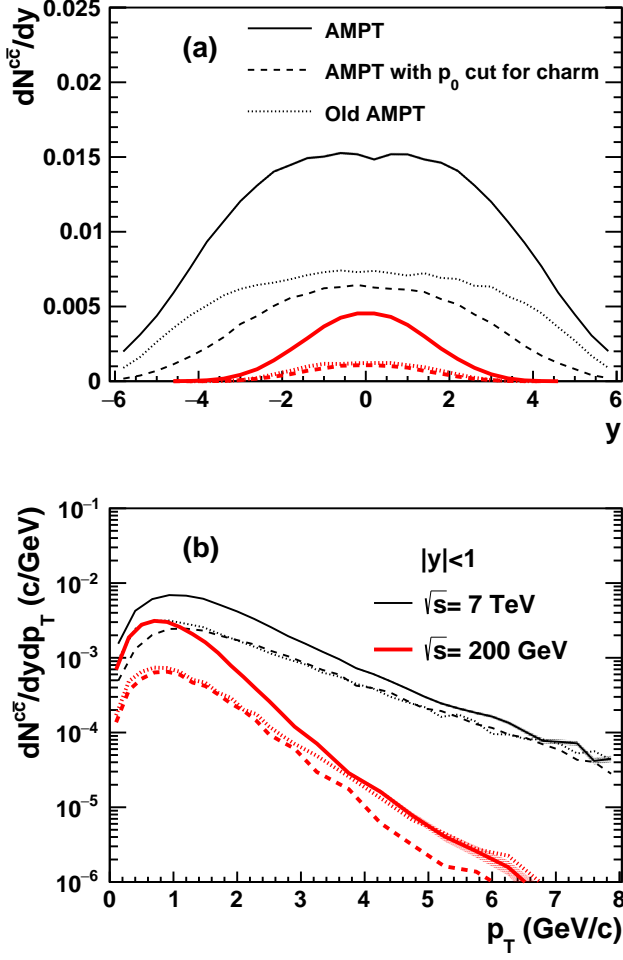


FIG. 3. (Color online) (a) Rapidity distributions and (b) transverse momentum spectra of charm quarks in pp collisions at $\sqrt{s} = 200$ GeV (thick) and $\sqrt{s} = 7$ TeV (thin) from the AMPT model. The shaded band represents statistical errors.

sults from the updated AMPT model for all these charm meson species roughly agree with the experimental data with large error bars, which mainly come from the extrapolation to the unmeasured low p_T region in the experiment. Note that the charm hadron yields for all species in the updated AMPT model are much higher than those in the old AMPT. Figure. 5(b) shows the transverse momentum distributions of these charm hadrons at mid-rapidity together with the experimental data. The updated AMPT model generally describes the data for different charm meson species D^0 , D^+ , D^{*+} and D_s^+ . The Λ_c yield is also roughly consistent with the experimental data after our tuning of the coalescence parameter $r_{BM} = 1$ for heavy hadrons.

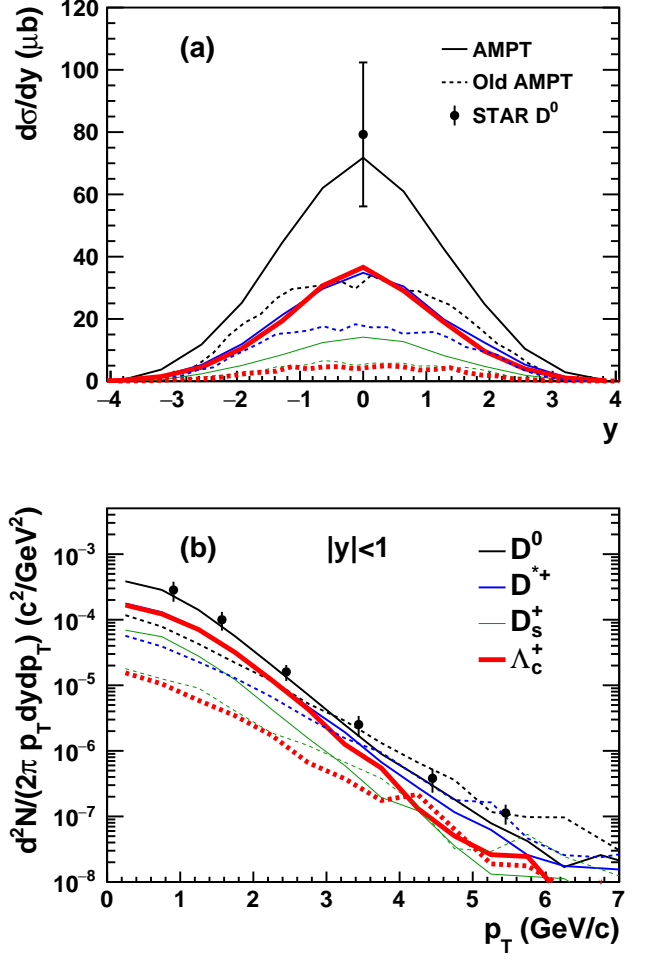


FIG. 4. (Color online) (a) Rapidity distributions and (b) transverse momentum spectra of open charm hadrons in pp collisions at $\sqrt{s} = 200$ GeV from AMPT in comparison with the experimental data [46, 51].

IV. OPEN CHARM RESULTS FOR AA COLLISIONS

In AA collisions, charm productions are subject to additional initial state and final state effects. Initial state effects include the nuclear modification to the parton distribution functions, while final state effects include parton rescattering in ZPC parton cascade.

In Fig. 6, we show the charm quark yield at mid-rapidity for 0-10% central AA collisions at different colliding energies. We see that the EPS09s nuclear shadowing slightly enhances the charm yield at low energies but significantly suppresses the charm yield at high energies (above 1 TeV). This results from the anti-shadowing effect at large x and the shadowing effect at small x . We also see that the AMPT result agrees with the charm quark pair yield for 0-10% central Au+Au collisions at $\sqrt{s_{NN}} = 200$ GeV extracted from the STAR D^0 data [51]. The D^0 fragmentation fraction 0.27 is esti-

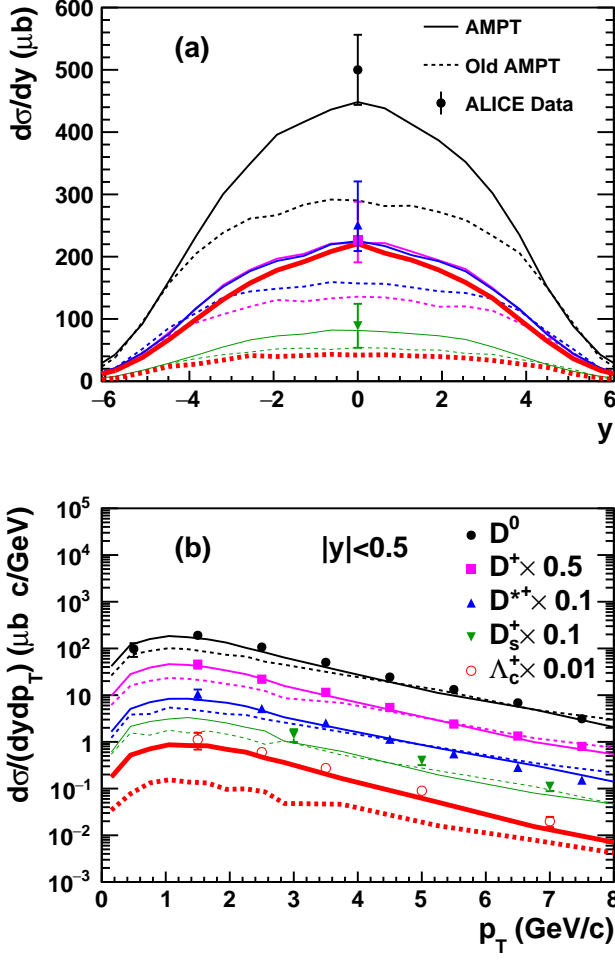


FIG. 5. (Color online) (a) Rapidity distributions and (b) transverse momentum spectra of open charm hadrons in pp collisions at $\sqrt{s} = 7$ TeV from AMPT in comparison with the ALICE D meson data [50] and Λ_c data [52].

estimated based on the STAR data of $d\sigma(D^0)/dy = 41 \mu\text{b}$ and $d\sigma(D^0 + D^+ + D_s^+ + \Lambda_c^+)/dy = 152 \mu\text{b}$ for 10-40% Au+Au collisions at $\sqrt{s_{NN}} = 200$ GeV [53]. In contrast to an earlier extraction [54] where the same $c \rightarrow D^0$ fragmentation ratio (0.565) as in pp collisions was assumed, the current $c \rightarrow D^0$ fraction takes into account the Λ_c and D_s enhancements observed in the Au+Au data. Compared to the old AMPT results (dotted line), the current AMPT results (solid line) for the charm quark yield at mid-rapidity are significantly higher (by a factor of ~ 5). The main reason for this enhancement is our removal of the p_0 cut for heavy flavor productions, as also shown by the dot-dashed curve. In addition, the EPS09s nuclear shadowing implemented in the updated AMPT model is generally weaker than the original parameterized shadowing function in HIJING1.0.

We show the charm quark distributions in Fig. 7 for Au+Au collisions at $\sqrt{s_{NN}} = 200$ GeV and Pb+Pb collisions at $\sqrt{s_{NN}} = 2.76$ TeV for 0-10% centrality. We see

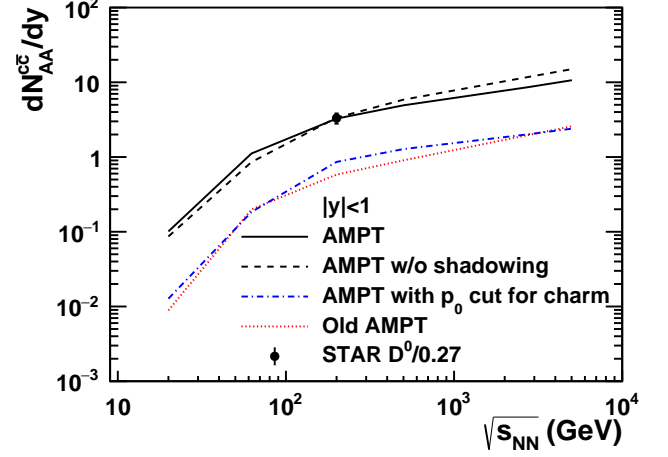


FIG. 6. Yields of charm quark pairs around mid-rapidity from AMPT for 0-10% central Au+Au collisions at RHIC energies and Pb+Pb collisions above RHIC energies as functions of the colliding energy in comparison with the extracted STAR data [51].

in Fig. 7(a) that the updated AMPT model (solid line) gives significantly more charm quarks compared to the old AMPT model (dotted line) at both energies, which is already shown in Fig. 6. On the other hand, nuclear shadowing leads to a $\sim 50\%$ suppression of the rapidity density of charm quarks for central Pb+Pb collisions at $\sqrt{s_{NN}} = 5.02$ TeV. We can find in Fig. 7(b) that nuclear shadowing mainly suppresses the charm quark yield in the low p_T region. This is consistent with the fact that nuclear shadowing is stronger at low μ_F^2 that is associated with low p_T charm quarks. Note that the EPS09s nuclear shadowing functions in the updated AMPT model include the QCD evolution with the μ_F , unlike the shadowing parameterization implemented in HIJING1.0 as well as in the old AMPT model.

The productions of open charm hadrons including D^0 , D^{*+} , D_s^+ and Λ_c in 0-10% central Au+Au collisions at $\sqrt{s_{NN}} = 200$ GeV are shown in Fig. 8. As shown in Fig. 8(a), unlike the small D^{*+}/D^0 ratio in the old AMPT model, the D^0 yield from the updated AMPT model is about twice the D^{*+} yield, close to the ratio observed in Fig. 4(a) for pp collisions at the same energy. Compared to the mid-rapidity STAR D^0 data, however, the AMPT result is significantly higher. Also, the AMPT result on the D^0 p_T spectrum in Fig. 8(b) is too soft in comparison with the STAR data [51, 54] and underpredicts the D^0 production at $p_T > 4$ GeV/c. Since the yield of midrapidity charm quarks from AMPT is consistent with the extracted STAR data as shown in Fig. 6, the overestimation of the D^0 yield in AMPT could be because the quark coalescence in AMPT gives fewer D_s and Λ_c than the data [53]. It has been suggested that a sequential coalescence of different charm hadrons is important for the enhancement of Λ_c/D^0 and D_s/D^0 ratios in

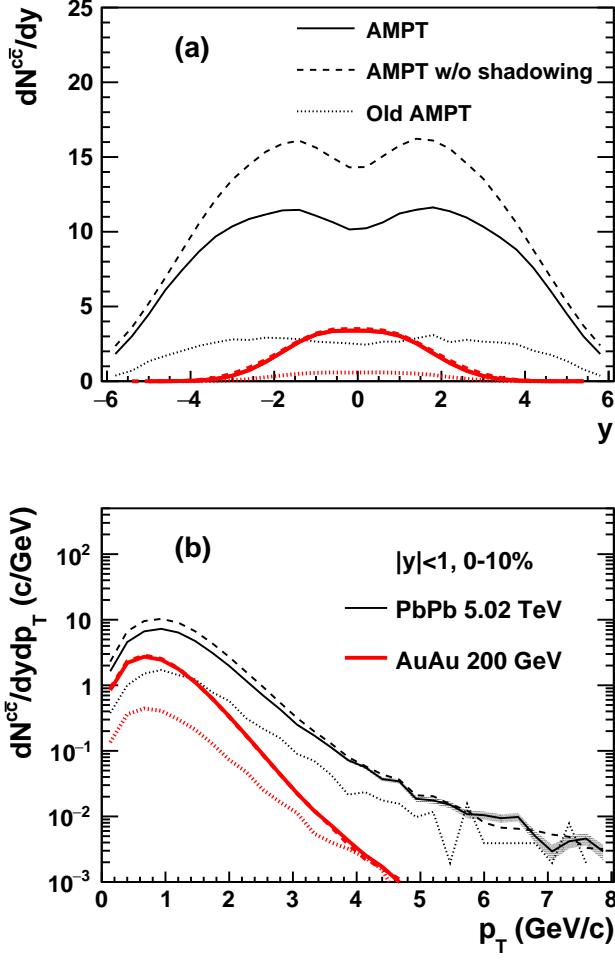


FIG. 7. (Color online) (a) Rapidity distributions and (b) transverse momentum spectra of charm quarks in central Au+Au collisions at $\sqrt{s_{NN}} = 200$ GeV (thick) and central Pb+Pb collisions at $\sqrt{s_{NN}} = 5.02$ TeV (thin) from the AMPT model.

AA collisions [55]. Including this sequential coalescence picture into AMPT could improve the descriptions of different charm hadron species in the future. In addition, the charm p_T spectra depend on the scatterings cross section and its angular distribution between charm quarks and light flavors. The AMPT model currently uses the $g+g \rightarrow g+g$ cross section for scatterings between all parton flavors, and improvements should be made to treat parton scatterings between different flavors differently, where the comparison with the charm p_T spectra data will enable us to extract the charm interaction strength with light flavors.

In Fig. 9 we show open charm hadron productions in 0-10% central Pb+Pb collisions at $\sqrt{s_{NN}} = 5.02$ TeV and compare with the ALICE data. We first see that the model results for all these open charm particles are lower than the experimental data, especially in the higher p_T region. When we integrate the midrapidity D^0 yield

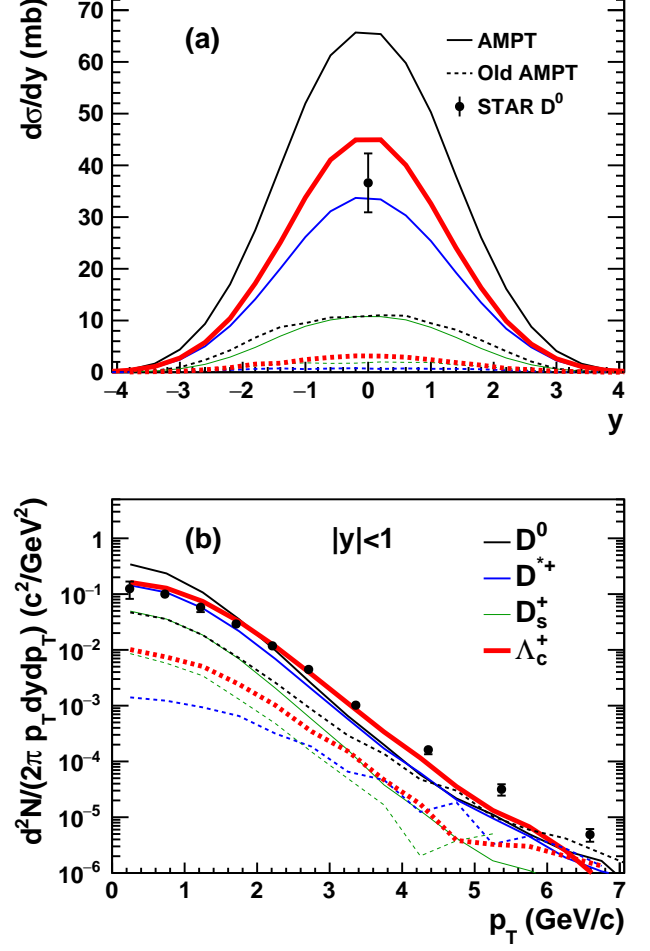


FIG. 8. (Color online) (a) Rapidity distributions and (b) transverse momentum spectra of open charm hadrons in 0-10% central Au+Au collisions at $\sqrt{s_{NN}} = 200$ GeV from AMPT in comparison with the STAR D^0 data [51].

at $p_T \geq 1.0$ GeV/c , the ALICE data give 6.0 while the AMPT result gives 3.3. This underestimation of the D^0 yield in AMPT is first related to the branching of charm quarks into different hadron species; e.g. the Λ_c/D^0 ratio from AMPT is higher than the LHC data as shown in Fig. 10(d). Secondly, the D^0 p_T spectrum from the AMPT model is too soft, as also seen at RHIC energies in Fig. 8(b). Furthermore, the total charm quark yield in AMPT could be lower than that in the ALICE data, in part because of nuclear shadowing that has been shown in Fig. 6 to significantly suppresses the charm yield at LHC energies. Note that there is still a large uncertainty on the nuclear shadowing of gluons [42], which we have not explored in this study.

We examine in Fig. 10 the ratios of open charm hadron yields in 7 TeV pp collisions and 0-10% central Pb+Pb collisions at 5.02 TeV. Note that, although the AMPT results of the charm hadron yields are significantly lower than the experimental data for Pb+Pb collisions at LHC,

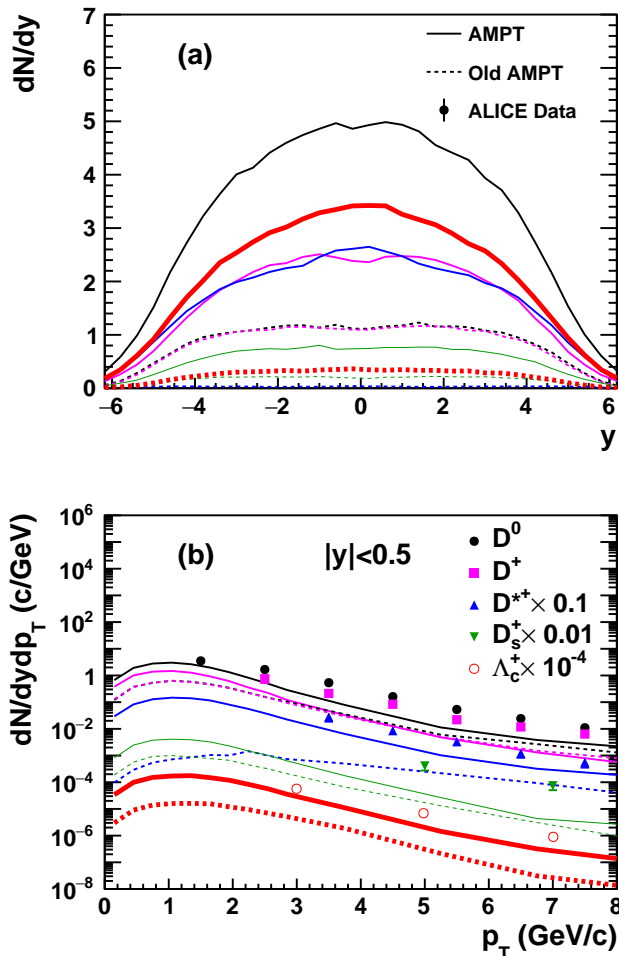


FIG. 9. (Color online) (a) Rapidity distributions and (b) transverse momentum spectra of open charm hadrons in 0-10% central Pb+Pb collisions at $\sqrt{s_{NN}} = 5.02$ TeV from AMPT in comparison with the ALICE data [56, 57].

the ratios of different charm species are often compatible with the data. It has been discussed that the D_s^+ production in large collision systems may be enhanced due to the strangeness enhancement, as the data in Fig. 10(c) may suggest. The AMPT results show no significant change in the strange-to-nonstrange D meson ratio in AA collisions; however, sequential coalescence of different charm species [55] could change these results.

Regarding the Λ_c^+/D^0 ratio shown in Fig. 10(d), the results from AMPT are consistent with data in pp collisions and show an enhancement in the intermediate p_T region in AA collisions. However, the current ALICE data [50, 52, 56, 57] seem to favor a rather weak enhancement of charm baryons over charm mesons. We also show the AMPT result for the 10-80% centrality of Au+Au collisions at 200 GeV, which shows a significant Λ_c^+/D^0 enhancement in rough agreement with the STAR data [53].

V. DISCUSSIONS

In the string melting AMPT model, the interactions between charm quarks and the QGP medium are modeled by parton elastic scatterings of ZPC. Thus our study includes the collisional energy loss of heavy quarks but neglects the radiative energy loss. Studies have suggested that the elastic collisional energy loss is dominant for heavy flavors below a moderately high p_T , e.g., for charm hadrons at $p_T < \sim 5 - 6$ GeV/c in Au+Au collisions at $\sqrt{s_{NN}} = 200$ GeV or at $p_T < \sim 15$ GeV/c in Pb+Pb collisions at $\sqrt{s_{NN}} = 2.76$ TeV [20]. Therefore results in our study are applicable from low to moderately high p_T but not at very high p_T .

In the ZPC parton cascade, the parton cross section and its angular distribution determine the interaction strength between heavy quarks and the medium. Note that any given scattering angular distribution can be exactly sampled with no need of the assumption of small-angle scatterings; and this is an advantage of the parton cascade approach. After the quark coalescence process, the formed hadrons go through hadron interactions as modeled by an extended ART model [23, 58]. Currently we have not implemented any hadron interactions for heavy hadrons except for decays of the heavy hadron resonances.

It is also interesting to note that, while we have removed the p_0 cut for initial heavy flavor productions, we need to use a p_0 cut, which grows with the collision energy and the system size, for the initial light flavor minijet productions to describe charged particle as well as light flavor multiplicities in heavy ion collisions at high energies [34]. This different treatment of the p_0 cut for different flavors seems to be inconsistent with initial state saturation models but consistent with final state saturation models such as the EKRT model [59].

VI. SUMMARY

In this work, we use the recently updated AMPT model to study open heavy flavor productions. In addition to the incorporation of modern parton distribution functions in nuclei, we have removed the transverse momentum cutoff p_0 for the pQCD heavy flavor production channels. Systematic comparisons to the experimental data show that the updated AMPT model can well describe the yields and p_T spectra of open charm hadrons including D , D^* , D_s and Λ_c in pp collisions at different energies. The updated model also describes the charm data in central AA collisions much better than the previous AMPT model, although it gives softer charm hadron spectra than the experimental data and also underestimates the open charm hadron yields in central Pb+Pb collisions at LHC energies. These improvements in the AMPT model lay a foundation for further studies of heavy flavor observables together with light flavor observables within the transport model framework.

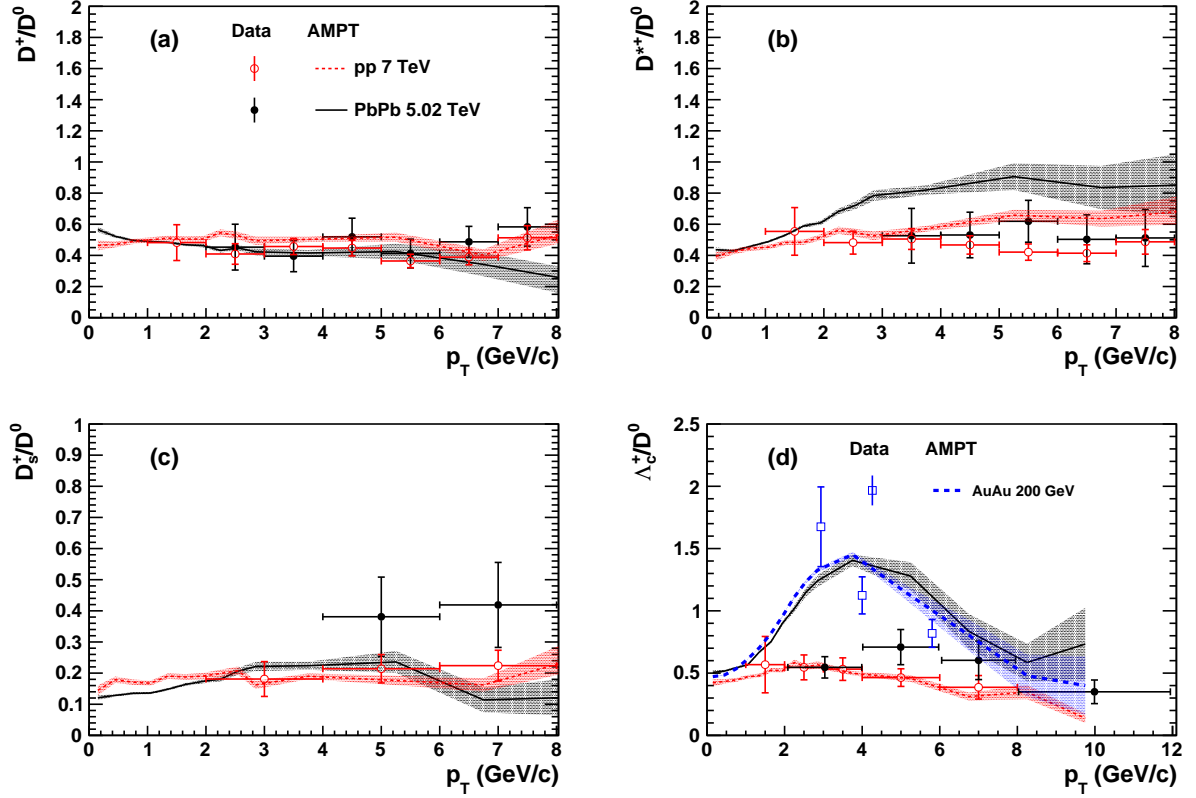


FIG. 10. (Color online) Ratios of mid-rapidity open charm hadron yields as functions of p_T in pp collisions at $\sqrt{s} = 7$ TeV and 0-10% central Pb+Pb collisions at $\sqrt{s_{NN}} = 5.02$ TeV from the AMPT model (curves) in comparison with the experimental data [50, 52, 56, 57]: (a) D^+/D^0 , (b) D^{*+}/D^0 , (c) D_s^+/D^0 , and (d) Λ_c^+/D^0 . Panel (d) also shows the AMPT result for 10-80% central Au+Au collisions at 200 GeV in comparison with the STAR data [53].

ACKNOWLEDGMENTS

We thank Xinye Peng for helpful discussions. This work is supported by National Natural Science Founda-

tion of China under Grants No. 11890711, 11905188 and the Fundamental Research Funds for the Central Universities, China University of Geosciences (Wuhan) No. CUG180615.

-
- [1] A. Andronic *et al.*, Eur. Phys. J. **C76**, 107 (2016).
 - [2] B. Muller and X.-N. Wang, Phys. Rev. Lett. **68**, 2437 (1992).
 - [3] Z.-W. Lin and M. Gyulassy, Phys. Rev. **C51**, 2177 (1995), [Erratum: Phys. Rev.C52,440(1995)].
 - [4] S. K. Das, S. Plumari, S. Chatterjee, J. Alam, F. Scardina, and V. Greco, Phys. Lett. **B768**, 260 (2017).
 - [5] S. Chatterjee and P. Boek, Phys. Rev. Lett. **120**, 192301 (2018).
 - [6] M. Nasim and S. Singha, Phys. Rev. **C97**, 064917 (2018).
 - [7] M. He, R. J. Fries, and R. Rapp, Phys. Rev. Lett. **110**, 112301 (2013).
 - [8] K. Huggins and R. Rapp, Nucl. Phys. **A896**, 24 (2012).
 - [9] T. Lang, H. van Hees, J. Steinheimer, G. Inghirami, and M. Bleicher, Phys. Rev. **C93**, 014901 (2016).
 - [10] B. A. Kniehl, G. Kramer, I. Schienbein, and H. Spiesberger, Phys. Rev. **D71**, 014018 (2005).
 - [11] M. Cacciari, P. Nason, and R. Vogt, Phys. Rev. Lett. **95**, 122001 (2005).
 - [12] M. Djordjevic and M. Djordjevic, Phys. Rev. **C92**, 024918 (2015).
 - [13] J. Xu, J. Liao, and M. Gyulassy, JHEP **02**, 169 (2016).
 - [14] A. Beraudo, A. De Pace, M. Monteno, M. Nardi, and F. Prino, Eur. Phys. J. **C75**, 121 (2015).
 - [15] M. He, R. J. Fries, and R. Rapp, Phys. Lett. **B735**, 445 (2014).
 - [16] S. Cao, G.-Y. Qin, and S. A. Bass, Phys. Rev. **C92**, 024907 (2015).
 - [17] J. Uphoff, O. Fochler, Z. Xu, and C. Greiner, J. Phys. **G42**, 115106 (2015).
 - [18] S. Cao, T. Luo, G.-Y. Qin, and X.-N. Wang, Phys. Lett. **B777**, 255 (2018).
 - [19] M. Nahrgang, J. Aichelin, P. B. Gossiaux, and K. Werner, Phys. Rev. **C89**, 014905 (2014).

- [20] T. Song, H. Berrehrah, D. Cabrera, W. Cassing, and E. Bratkovskaya, Phys. Rev. **C93**, 034906 (2016).
- [21] S. K. Das, F. Scardina, S. Plumari, and V. Greco, Phys. Lett. **B747**, 260 (2015).
- [22] S. Plumari, V. Minissale, S. K. Das, G. Coci, and V. Greco, Eur. Phys. J. **C78**, 348 (2018).
- [23] Z.-W. Lin, C. M. Ko, B.-A. Li, B. Zhang, and S. Pal, Phys. Rev. **C72**, 064901 (2005).
- [24] B. Zhang, Comput. Phys. Commun. **109**, 193 (1998).
- [25] B. Zhang, L.-W. Chen, and C.-M. Ko, Phys. Rev. **C72**, 024906 (2005).
- [26] H. Li, Z.-W. Lin, and F. Wang, Phys. Rev. **C99**, 044911 (2019).
- [27] L. He, T. Edmonds, Z.-W. Lin, F. Liu, D. Molnar, and F. Wang, Phys. Lett. **B753**, 506 (2016).
- [28] Z.-W. Lin, L. He, T. Edmonds, F. Liu, D. Molnar, and F. Wang, Nucl. Phys. **A956**, 316 (2016).
- [29] A. Kurkela, A. Mazeliauskas, J.-F. Paquet, S. Schlichting, and D. Teaney, Phys. Rev. Lett. **122**, 122302 (2019).
- [30] A. Kurkela, A. Mazeliauskas, J.-F. Paquet, S. Schlichting, and D. Teaney, Phys. Rev. **C99**, 034910 (2019).
- [31] S. Cao *et al.*, Phys. Rev. **C99**, 054907 (2019).
- [32] Y. Xu *et al.*, Phys. Rev. **C99**, 014902 (2019).
- [33] Y. He and Z.-W. Lin, Phys. Rev. **C96**, 014910 (2017).
- [34] C. Zhang, L. Zheng, F. Liu, S. Shi, and Z.-W. Lin, Phys. Rev. **C99**, 064906 (2019).
- [35] M. Gyulassy and X.-N. Wang, Comput. Phys. Commun. **83**, 307 (1994).
- [36] X.-N. Wang and M. Gyulassy, Phys. Rev. **D44**, 3501 (1991).
- [37] W.-T. Deng, X.-N. Wang, and R. Xu, Phys. Rev. **C83**, 014915 (2011).
- [38] Z.-W. Lin and C. M. Ko, Phys. Rev. **C65**, 034904 (2002).
- [39] S. Singha, B. Mohanty, and Z.-W. Lin, Int. J. Mod. Phys. **E24**, 1550041 (2015).
- [40] M. He and R. Rapp, Phys. Lett. **B795**, 117 (2019).
- [41] D. Stump, J. Huston, J. Pumplin, W.-K. Tung, H. L. Lai, S. Kuhlmann, and J. F. Owens, JHEP **10**, 046 (2003).
- [42] I. Helenius, K. J. Eskola, H. Honkanen, and C. A. Salgado, JHEP **07**, 073 (2012).
- [43] Z.-W. Lin, Phys. Rev. **C90**, 014904 (2014).
- [44] C. Lourenco and H. K. Wohri, Phys. Rept. **433**, 127 (2006).
- [45] A. Adare *et al.* (PHENIX), Phys. Rev. **C84**, 044905 (2011).
- [46] L. Adamczyk *et al.* (STAR), Phys. Rev. **D86**, 072013 (2012).
- [47] R. Aaij *et al.* (LHCb), Nucl. Phys. **B871**, 1 (2013).
- [48] G. Aad *et al.* (ATLAS), Nucl. Phys. **B907**, 717 (2016).
- [49] B. Abelev *et al.* (ALICE), JHEP **07**, 191 (2012).
- [50] S. Acharya *et al.* (ALICE), Eur. Phys. J. **C77**, 550 (2017).
- [51] J. Adam *et al.* (STAR), Phys. Rev. **C99**, 034908 (2019).
- [52] S. Acharya *et al.* (ALICE), JHEP **04**, 108 (2018).
- [53] G. Xie (STAR), PoS **Hard Probes 2018**, 142 (2018).
- [54] L. Adamczyk *et al.* (STAR), Phys. Rev. Lett. **113**, 142301 (2014), [Erratum: Phys. Rev. Lett.121,no.22,229901(2018)].
- [55] J. Zhao, S. Shi, N. Xu, and P. Zhuang, (2018), arXiv:1805.10858 [hep-ph].
- [56] S. Acharya *et al.* (ALICE), JHEP **10**, 174 (2018).
- [57] C. Zampolli, “Latest results on D_s and Λ_c in Pb-Pb collisions at $\sqrt{s_{NN}} = 5.02$ TeV with ALICE at the LHC,” Strangeness in Quark Matter 2019 talk at https://indico.cern.ch/event/755366/contributions/3396487/attachments/1859933/3056377/CZampolli_v7.pdf.
- [58] B.-A. Li and C. M. Ko, Phys. Rev. **C52**, 2037 (1995).
- [59] K. J. Eskola, K. Kajantie, P. V. Ruuskanen, and K. Tuominen, Nucl. Phys. **B570**, 379 (2000).