

How to Morph a Tree on a Small Grid

Fidel Barrera-Cruz¹, Manuel Borrazzo², Giordano Da Lozzo², Giuseppe Di Battista², Fabrizio Frati²,
Maurizio Patrignani², and Vincenzo Roselli² *

¹Sunnyvale, CA, USA

fidel.barrera@gmail.com

²Roma Tre University, Rome, Italy

name.lastname@uniroma3.it

Abstract. In this paper we study planar morphs between straight-line planar grid drawings of trees. A morph consists of a sequence of morphing steps, where in a morphing step vertices move along straight-line trajectories at constant speed. We show how to construct planar morphs that simultaneously achieve a reduced number of morphing steps and a polynomially-bounded resolution. We assume that both the initial and final drawings lie on the grid and we ensure that each morphing step produces a grid drawing; further, we consider both upward drawings of rooted trees and drawings of arbitrary trees.

1 Introduction

The problem of morphing combinatorial structures is a consolidated research topic with important applications in several areas of Computer Science such as Computational Geometry, Computer Graphics, Modeling, and Animation. The structures of interest typically are drawings of graphs; a *morph* between two drawings Γ_0 and Γ_1 of the same graph G is defined as a continuously changing family of drawings $\{\Gamma_t\}$ of G indexed by time $t \in [0, 1]$, such that the drawing at time $t = 0$ is Γ_0 and the drawing at time $t = 1$ is Γ_1 . A morph is usually required to preserve a certain drawing standard and pursues certain qualities.

The *drawing standard* is the set of the geometric properties that are maintained at any time during the morph. For example, if both Γ_0 and Γ_1 are planar drawings, then the drawing standard might require that all the drawings of the morph are planar. Other properties that might be required to be preserved are the convexity of the faces, or the fact that the edges are straight-line segments, or polylines, etc.

Regarding the *qualities* of the morph, the research up to now mainly focused on limiting the number of *morphing steps*, where in a morphing step vertices move along straight-line trajectories at constant speed. A morph \mathcal{M} can then be described as a sequence of drawings $\mathcal{M} = \langle \Gamma_0 = \Delta_0, \Delta_1, \dots, \Delta_k = \Gamma_1 \rangle$ where the morph $\langle \Delta_{i-1}, \Delta_i \rangle$, for $i = 1, \dots, k$, is a morphing step. Following the pioneering works of Cairns and Thomassen [9,13], most of the literature focused on the straight-line planar drawing standard. A sequence of recent results in [1,2,3,4,5] proved that a linear number of morphing steps suffices, and is sometimes necessary, to construct a morph between any two straight-line planar drawings of a graph.

Although the results mentioned in the previous paragraph establish strong theoretical foundations for the topic of morphing graph drawings, they produce morphs that are not appealing from a visualization perspective. Namely, such algorithms produce drawings that have poor *resolution*, i.e., they may have an exponential ratio of the distances between the farthest and closest pairs of geometric objects (points representing nodes or segments representing edges), even if the same ratio is polynomially bounded in the initial and final drawings. Indeed, most of the above cited papers mention the problem of constructing morphs with bounded resolution as the main challenge in this research area.

The only paper we are aware of where the resolution problem has been successfully addressed is the one by Barrera-Cruz et al. [7], who showed how to construct a morph with polynomially-bounded resolution between two *Schnyder drawings* Γ_0 and Γ_1 of the same planar triangulation. The model they use in order to ensure a bound on the resolution requires that $\Gamma_0 = \Delta_0, \Delta_1, \dots, \Delta_k = \Gamma_1$ are *grid drawings*, i.e., vertices have integer coordinates, and the resolution is measured by comparing the area of Γ_0 and Γ_1 with

* This research was supported in part by MIUR Project “MODE” under PRIN 20157EFM5C, by MIUR Project “AHeAD” under PRIN 20174LF3T8, by H2020-MSCA-RISE project 734922 – “CONNECT”, and by MIUR-DAAD JMP N° 34120.

the area of the Δ_i 's. We remark that morphs between planar orthogonal drawings of maximum-degree-4 planar graphs, like those in [8,14], inherently have polynomial resolution.

In this paper we show how to construct morphs of tree drawings that simultaneously achieve a reduced number of morphing steps and a polynomially-bounded resolution. Adopting the setting of [7], we assume that Γ_0 and Γ_1 are grid drawings and we ensure that each morphing step produces a grid drawing.

We present three algorithms. The first two algorithms construct morphs between any two strictly-upward straight-line planar grid drawings Γ_0 and Γ_1 of n -node rooted trees; *strictly-upward* drawings are such that each node lies above its children. Both algorithms construct morphs in which each intermediate grid drawing has linear width and height, where the input size is measured by n and by the width and the height of Γ_0 and Γ_1 . The first algorithm employs $\Theta(n)$ morphing steps. The second algorithm employs $\Theta(1)$ morphing steps, however it only applies to binary trees. The third algorithm allows us to achieve our main result, namely that for any two straight-line planar grid drawings Γ_0 and Γ_1 of an n -node tree, there is a planar morph with $\Theta(n)$ morphing steps between Γ_0 and Γ_1 such that each intermediate grid drawing has polynomial area, where the input size is again measured by n and by the width and the height of Γ_0 and Γ_1 .

The first algorithm uses recursion; namely, it eliminates a leaf in the tree, it recursively morphs the drawings of the remaining tree and it then reintroduces the removed leaf in suitable positions during the morph. The second algorithm morphs the given drawings by independently changing their x - and y -coordinates; this technique is reminiscent of a recent paper by Da Lozzo et al. [11]. Finally, the third algorithm scales the given drawings up in order to make room for a bottom-up modification of each drawing into a “canonical” drawing of the tree.

We remark that, although tree drawing algorithms are well investigated in Graph Drawing, morphs of tree drawings have not been the subject of research until now, with the exception of the recent work by Arseneva et al. [6], who showed how to construct a three-dimensional crossing-free morph between two straight-line planar drawings of an n -node tree in $O(\log n)$ morphing steps.

2 Preliminaries

In this section we introduce some definitions and preliminaries; see also [12].

Trees. The node and edge sets of a tree T are denoted by $V(T)$ and $E(T)$, respectively. The *degree* $\deg(v)$ of a node v of T is the number of its neighbors. In an *ordered* tree, a counter-clockwise order of the edges incident to each node is specified.

A *rooted tree* T is a tree with one distinguished node, which is called *root* and is denoted by $r(T)$. For any node $u \in V(T)$ with $u \neq r(T)$, consider the unique path from u to $r(T)$ in T ; the *ancestors* of u are the nodes of such a path, the *proper ancestors* of u are the ancestors different from u itself, and the *parent* $p(u)$ of u is the proper ancestor of u which is adjacent to u . For any two nodes $u, v \in V(T)$, the *lowest common ancestor* is the ancestor of u and v whose graph-theoretic distance from $r(T)$ is maximum. For any node $u \in V(T)$ with $u \neq r(T)$, the *children* of u are the neighbors of u different from $p(u)$; the *children* of $r(T)$ are all its neighbors. The nodes that have children are called *internal*; a non-internal node is a *leaf*. For any node $u \in V(T)$ with $u \neq r(T)$, the *subtree* T_u of T rooted at u is defined as follows: remove from T the edge $(u, p(u))$, thus separating T in two trees; the one containing u is the subtree of T rooted at u . If each node of T has at most two children, then T is a *binary tree*.

An *ordered rooted tree* is a tree that is rooted and ordered. In an ordered rooted tree T , for each node $u \in V(T)$, a *left-to-right* (linear) order u_1, \dots, u_k of the children of u is specified. If T is binary then the first (second) child in the left-to-right order of the children of any node u is the *left (right) child* of u , and the subtree rooted at the left (right) child of u is the *left (right) subtree* of u .

Tree drawings. In a *straight-line drawing* Γ of a tree T each node u is represented by a point of the plane (whose coordinates are denoted by $x_\Gamma(u)$ and $y_\Gamma(u)$) and each edge is represented by a straight-line segment between its end-points. All the drawings considered in this paper are straight-line, even when not specified. In a *planar* drawing no two edges intersect except, possibly, at common end-points. For a rooted tree T , a *strictly-upward* drawing Γ is such that each edge $(u, p(u)) \in E(T)$ is represented by a curve monotonically increasing in the y -direction from u to $p(u)$; if Γ is a straight-line drawing, this is equivalent to requiring that $y_\Gamma(u) < y_\Gamma(p(u))$. For an ordered tree T , an *order-preserving* drawing Γ is such that, for each node $u \in V(T)$, the counter-clockwise order of the edges incident to u in Γ is the same as the order associated to u in T . Note that a strictly-upward drawing Γ of an ordered rooted tree

T is order-preserving if and only if, for each node $u \in V(T)$, the edges from u to its children enter u in the left-to-right order associated with u .

The *bounding box* of a drawing Γ is the smallest axis-parallel rectangle enclosing Γ . In a *grid* drawing Γ each node has integer coordinates; then the *width* and the *height* of Γ , denoted by $w(\Gamma)$ and $h(\Gamma)$, respectively, are the number of grid columns and rows intersecting the bounding box of Γ , while the *area* of Γ is its width times its height. For a node v in a drawing Γ , an *ℓ -box centered at v* is the convex hull of the square whose corners are $(x_\Gamma(v) \pm \frac{\ell}{2}, y_\Gamma(v) \pm \frac{\ell}{2})$.

Morphs. A *morph* between two straight-line drawings Γ_0 and Γ_1 of a graph G is a continuously changing family of drawings $\{\Gamma_t\}$ of G indexed by time $t \in [0, 1]$, such that the drawing at time $t = 0$ is Γ_0 and the drawing at time $t = 1$ is Γ_1 . A morph is *planar* if all its intermediate drawings are planar. A morph between two strictly-upward drawings of a rooted tree is *upward* if all its intermediate drawings are strictly-upward. A morph is *linear* if each node moves along a straight-line trajectory at constant speed. Whenever the linear morph between two straight-line planar drawings Γ_0 and Γ_1 of a graph G is not planar, one is usually interested in the construction of a piecewise-linear morph with small complexity between Γ_0 and Γ_1 . This is formalized by defining a *morph* between Γ_0 and Γ_1 as a sequence $\langle \Gamma_0 = \Delta_0, \Delta_1, \dots, \Delta_k = \Gamma_1 \rangle$ of drawings of G such that the linear morph $\langle \Delta_{i-1}, \Delta_i \rangle$ is planar, for $i = 1, \dots, k$; each linear morph $\langle \Delta_{i-1}, \Delta_i \rangle$ is called a *morphing step* or simply a *step*.

The *width* $w(\mathcal{M})$ of a morph $\mathcal{M} = \langle \Delta_0, \Delta_1, \dots, \Delta_k \rangle$, where Δ_i is a grid drawing, for $i = 0, 1, \dots, k$, is equal to $\max\{w(\Delta_0), w(\Delta_1), \dots, w(\Delta_k)\}$. The *height* $h(\mathcal{M})$ of \mathcal{M} and the area of \mathcal{M} are defined analogously.

The algorithms we design in this paper receive in input two order-preserving straight-line planar grid drawings Γ_0 and Γ_1 of an ordered tree and construct morphs $\langle \Gamma_0 = \Delta_0, \Delta_1, \dots, \Delta_k = \Gamma_1 \rangle$ with few steps and small area.

Remark 1. A necessary and sufficient condition for the existence of a planar morph between two straight-line planar drawings Γ_0 and Γ_1 of a tree T is that they are “topologically-equivalent”, i.e., the counter-clockwise order of the edges incident to each node $u \in V(T)$ is the same in Γ_0 and Γ_1 . In order to better exploit standard terminology about tree drawings, we ensure that Γ_0 and Γ_1 are topologically-equivalent by assuming that T is ordered and that Γ_0 and Γ_1 are order-preserving drawings; hence, dealing with ordered trees and with order-preserving drawings is not a loss of generality.

Remark 2. The width and the height of the morphs we construct are expressed not only in terms of the number of nodes of the input tree T , but also in terms of the width and the height of the input drawings Γ_0 and Γ_1 of T ; this is necessary, given that $\max\{w(\Gamma_0), w(\Gamma_1)\}$ and $\max\{h(\Gamma_0), h(\Gamma_1)\}$ are obvious lower bounds for the width and the height of any morph between Γ_0 and Γ_1 , respectively.

Remark 3. The morphs $\langle \Delta_0, \Delta_1, \dots, \Delta_k \rangle$ we construct in this paper are such that $\Delta_0, \Delta_1, \dots, \Delta_k$ are *grid* drawings, even when not explicitly specified.

In the following we introduce two tools we are going to use later. First, we observe that whether a linear morph is upward only depends on the upwardness of the initial and final drawings of the morph.

Observation 1 *Let Γ_0 and Γ_1 be two strictly-upward straight-line drawings of a rooted tree T . Then the linear morph $\langle \Gamma_0, \Gamma_1 \rangle$ is upward.*

Proof. Assume that the morph $\langle \Gamma_0, \Gamma_1 \rangle$ happens between the time instants $t = 0$ and $t = 1$. For any $t \in [0, 1]$, denote by Γ_t the drawing of T in $\langle \Gamma_0, \Gamma_1 \rangle$ at time t .

Consider any edge $(p(v), v)$ of T . Since Γ_0 and Γ_1 are strictly-upward, it follows that $y_{\Gamma_0}(p(v)) > y_{\Gamma_0}(v)$ and $y_{\Gamma_1}(p(v)) > y_{\Gamma_1}(v)$. Hence, at any time instant $t \in [0, 1]$ of the morph $\langle \Gamma_0, \Gamma_1 \rangle$, we have $y_{\Gamma_t}(p(v)) = (1-t) \cdot y_{\Gamma_0}(p(v)) + t \cdot y_{\Gamma_1}(p(v)) > (1-t) \cdot y_{\Gamma_0}(v) + t \cdot y_{\Gamma_1}(v) = y_{\Gamma_t}(v)$. It follows that the drawing Γ_t is strictly-upward, and hence that $\langle \Gamma_0, \Gamma_1 \rangle$ is an upward morph. \square

The planarity of a morph can not be ensured as simply as its upwardness. However, if the initial and final drawings of the morph satisfy some further conditions, it turns out that planarity is actually guaranteed; this is similar to a lemma by Da Lozzo *et al.* [11].

Lemma 1. *Let Γ_0 and Γ_1 be two order-preserving strictly-upward straight-line planar drawings of a rooted ordered tree T . Suppose that, for each node $v \in V(T)$, we have $y_{\Gamma_0}(v) = y_{\Gamma_1}(v)$. Then the linear morph $\langle \Gamma_0, \Gamma_1 \rangle$ is planar.*

Proof. The proof exploits Corollary 7.2 in [1], which we introduce in the following.

Assume that the morph $\langle \Gamma_0, \Gamma_1 \rangle$ happens between the time instants $t = 0$ and $t = 1$. For any $t \in [0, 1]$, denote by Γ_t the drawing of T in $\langle \Gamma_0, \Gamma_1 \rangle$ at time t and denote by u_t the position of a node u at time t , where $u_t = (1 - t) \cdot u_0 + t \cdot u_1$.

Now, consider a point q_0 of Γ_0 , that is a point that represents a node of T or that belongs to a segment representing an edge of T in Γ_0 . The morph $\langle \Gamma_0, \Gamma_1 \rangle$ moves q_0 to a point q_1 of Γ_1 . This is evident if q_0 represents a node of T in Γ_0 ; if q_0 is a point of the segment representing an edge (u, v) in Γ_0 , then $q_0 = (1 - \gamma) \cdot u_0 + \gamma \cdot v_0$, for some value $0 < \gamma < 1$, and the point $q_1 = (1 - \gamma) \cdot u_1 + \gamma \cdot v_1$ indeed belongs to the segment representing (u, v) in Γ_1 . More in general, for any $t \in [0, 1]$, the point $q_t = (1 - t) \cdot q_0 + t \cdot q_1$ belongs to the segment representing (u, v) in Γ_t .

Now consider any three points q_0, r_0 , and s_0 of Γ_0 , which are moved to three points q_1, r_1 , and s_1 of Γ_1 by $\langle \Gamma_0, \Gamma_1 \rangle$, respectively. Suppose that q_i is to the left (to the right) of the line through r_i and s_i , for each $i = 0, 1$. Then Corollary 7.2 in [1] ensures that q_t is to the left (resp. to the right) of the line through r_t and s_t , for any $t \in [0, 1]$. The applicability of Corollary 7.2 from [1] to the morph $\langle \Gamma_0, \Gamma_1 \rangle$ is a consequence of the fact that $\langle \Gamma_0, \Gamma_1 \rangle$ is *unidirectional*, that is, all the node trajectories are parallel (indeed, each node $v \in V(T)$ moves along a horizontal line, given that $y_{\Gamma_0}(v) = y_{\Gamma_1}(v)$).

We prove the planarity of $\langle \Gamma_0, \Gamma_1 \rangle$. Suppose, for a contradiction, that two edges $(u, p(u))$ and $(v, p(v))$ of T cross during $\langle \Gamma_0, \Gamma_1 \rangle$. For the sake of the simplicity of notation, let $u' = p(u)$ and $v' = p(v)$. Then there exists a point q_0 that belongs the segment $u_0 u'_0$ and such that, for some $t \in (0, 1)$, the point $q_t = (1 - t) \cdot q_0 + t \cdot q_1$ is a point of the segment $u_t u'_t$ and also a point of the segment $v_t v'_t$. Since every node of T only moves horizontally in $\langle \Gamma_0, \Gamma_1 \rangle$, we have that q_0 (q_1) lies in the strip delimited by the horizontal lines through v_0 and v'_0 (resp. through v_1 and v'_1). Since Γ_0 and Γ_1 are planar, q_0 and q_1 do not belong to the segments $v_0 v'_0$ and $v_1 v'_1$, respectively. It follows that q_0 is either to the left or to the right of the line ℓ_0^v that passes through v_0 and v'_0 ; analogously, q_1 is either to the left or to the right of the line ℓ_1^v that passes through v_1 and v'_1 . Assume that q_0 is to the left of ℓ_0^v ; we claim that this implies that q_1 is to the left of ℓ_1^v . The claim follows from the fact that, both in Γ_0 and in Γ_1 , the two paths of T from u and v to their lowest common ancestor w are monotone in the y -direction (since Γ_0 and Γ_1 are strictly-upward), do not cross each other (since Γ_0 and Γ_1 are planar), and enter w in the same left-to-right order (since Γ_0 and Γ_1 are order-preserving). Now since q_0 is to the left of ℓ_0^v and q_1 is to the left of ℓ_1^v , Corollary 7.2 from [1] implies that q_t is to the left of the line that passes through v_t and v'_t , while q_t is supposed to be a point of $v_t v'_t$. This contradiction proves the lemma. \square

Upward planar morphs between strictly-upward drawings of rooted ordered trees maintain the drawing order-preserving at all times, as proved in the following.

Lemma 2. *Let Γ_0 and Γ_1 be two order-preserving strictly-upward straight-line planar drawings of a rooted ordered tree T . Let \mathcal{M} be any upward planar morph between Γ_0 and Γ_1 . Then any intermediate drawing of \mathcal{M} is order-preserving.*

Proof. Assume that the morph \mathcal{M} happens between the time instants $t = 0$ and $t = 1$. For any $t \in [0, 1]$, denote by Γ_t the drawing of T in \mathcal{M} at time t . Since \mathcal{M} is upward, the drawing Γ_t is strictly-upward, for any $t \in [0, 1]$. Hence, it suffices to prove that, for any internal node v of T , the edges from v to its children enter v in Γ_t in the left-to-right order associated with v ; this is indeed true for $t = 0$ and $t = 1$. Suppose that, for some $t \in (0, 1)$, the left-to-right order in which two edges (u_1, v) and (u_2, v) enter v in Γ_t is different than in Γ_0 . Since such edges are represented by curves monotonically increasing in the y -direction from u_1 and u_2 to v throughout \mathcal{M} , it follows that there is a time $t^* \in (0, t)$ such that the edges (u_1, v) and (u_2, v) overlap in Γ_{t^*} . However, this cannot happen due to the planarity of \mathcal{M} . \square

3 Upward Planar Morphs of Rooted-Tree Drawings

In this section we show how to construct small-area morphs between order-preserving strictly-upward straight-line planar grid drawings of rooted ordered trees.

Our first result shows that such morphs can always be constructed consisting of a linear number of steps. This is obtained via an inductive algorithm which is described in the following. Let T be an n -node rooted ordered tree. The *rightmost path* of T is the maximal path (s_0, \dots, s_m) such that $s_0 = r(T)$ and s_i is the rightmost child of s_{i-1} , for $i = 1, \dots, m$. Note that s_m is a leaf, which is called the *rightmost leaf*

l_T^\rightarrow of T . For a straight-line grid drawing Γ , denote by ℓ_Γ the rightmost vertical line intersecting Γ ; note that ℓ_Γ is a grid column.

Let Γ_0 and Γ_1 be two order-preserving strictly-upward straight-line planar grid drawings of T . We inductively construct a morph \mathcal{M} from Γ_0 to Γ_1 as follows.

In the base case $n = 1$; then \mathcal{M} is the linear morph $\langle \Gamma_0, \Gamma_1 \rangle$.

In the inductive case $n > 1$. Let $l = l_T^\rightarrow$ be the rightmost leaf of T . Let $\pi = p(l)$ be the parent of l . Let T' be the $(n - 1)$ -node tree obtained from T by removing the node l and the edge (π, l) . Let Γ'_0 and Γ'_1 be the drawings of T' obtained from Γ_0 and Γ_1 , respectively, by removing the node l and the edge (π, l) . Inductively compute a k -step upward planar morph $\mathcal{M}' = \langle \Gamma'_0 = \Delta'_1, \Delta'_2, \dots, \Delta'_k = \Gamma'_1 \rangle$.

We now construct a morph $\mathcal{M} = \langle \Gamma_0, \Delta_1, \Delta_2, \dots, \Delta_k, \Gamma_1 \rangle$. For each $i = 2, 3, \dots, k - 1$, we define Δ_i as the drawing obtained from Δ'_i by placing l one unit below π and one unit to the right of $\ell_{\Delta'_i}$. Further, we define Δ_1 (Δ_k) as the drawing obtained from Δ'_1 (resp. from Δ'_k) by placing l one unit below π and one unit to the right of ℓ_{Γ_0} (resp. ℓ_{Γ_1}). Note that the point at which l is placed in Δ_1 (in Δ_k) is one unit to the right of $\ell_{\Delta'_1}$ (resp. $\ell_{\Delta'_k}$), similarly as in $\Delta_2, \Delta_3, \dots, \Delta_{k-1}$, except if l is to the right of every other node of Γ_0 (of Γ_1); in that case l might be several units to the right of $\ell_{\Delta'_1}$ (resp. $\ell_{\Delta'_k}$). This completes the construction of \mathcal{M} . We get the following.

Theorem 1. *Let T be an n -node rooted ordered tree, and let Γ_0 and Γ_1 be two order-preserving strictly-upward straight-line planar grid drawings of T . There exists a $(2n - 1)$ -step upward planar morph \mathcal{M} from Γ_0 to Γ_1 with $h(\mathcal{M}) = \max\{h(\Gamma_0), h(\Gamma_1)\}$ and $w(\mathcal{M}) = \max\{w(\Gamma_0), w(\Gamma_1)\} + n - 1$.*

Proof. For a drawing Γ of T and for any two nodes s and t of T , denote by $d_\Gamma^v(s, t)$ the vertical distance between s and t in Γ (that is, the absolute value of the difference between their y -coordinates).

We claim that the morph $\mathcal{M} = \langle \Gamma_0, \Delta_1, \Delta_2, \dots, \Delta_k, \Gamma_1 \rangle$ defined before the statement of the theorem satisfies the requirements of the theorem and also satisfies the property that $d_{\Delta_i}^v(u, r(T)) \leq \max\{d_{\Gamma_0}^v(u, r(T)), d_{\Gamma_1}^v(u, r(T))\}$, for any $i = 1, 2, \dots, k$ and for each node u of T .

First, note that \mathcal{M} has $k + 1 = 2n - 1$ steps. This is trivially true if $n = 1$ and it is true by induction if $n > 1$ since \mathcal{M} has 2 steps more than \mathcal{M}' .

For each $i = 1, 2, \dots, k$, the drawing Δ_i is straight-line by construction; further, Δ_i is strictly-upward since Δ'_i is strictly-upward and since l lies one unit below π in Δ_i . By [Observation 1](#), the morph \mathcal{M} is upward. Since $\ell_{\Gamma_0}, \ell_{\Delta'_2}, \ell_{\Delta'_3}, \dots, \ell_{\Delta'_{k-1}}, \ell_{\Gamma_1}$ are grid columns and since π is placed at a grid point in each of $\Delta'_1, \Delta'_2, \dots, \Delta'_k$, we have that l is placed at a grid point in each of $\Delta_1, \Delta_2, \dots, \Delta_k$, hence each of such drawings is a grid drawing.

We now analyze $w(\mathcal{M})$. If $n = 1$, then $\mathcal{M} = \langle \Gamma_0, \Gamma_1 \rangle$, hence $w(\mathcal{M}) = \max\{w(\Gamma_0), w(\Gamma_1)\} + n - 1$. Assume next that $n \geq 2$. Consider any $i \in \{2, 3, \dots, k - 1\}$. By construction Δ_i occupies one more grid column than Δ'_i . By induction $w(\Delta'_i) \leq \max\{w(\Gamma'_0), w(\Gamma'_1)\} + n - 2$; further, $w(\Gamma'_0) \leq w(\Gamma_0)$ and $w(\Gamma'_1) \leq w(\Gamma_1)$. Hence, $w(\Delta_i) \leq \max\{w(\Gamma_0), w(\Gamma_1)\} + n - 1$, as required. In order to bound $w(\Delta_1)$, the argument is the same as the one above if ℓ_{Γ_0} contains a node of Δ'_1 . Otherwise, ℓ_{Γ_0} contains l and no other node of Γ_0 ; then, by construction, we have $w(\Delta_1) = w(\Gamma_0) + 1 \leq \max\{w(\Gamma_0), w(\Gamma_1)\} + n - 1$, as required. The proof that $w(\Delta_k) \leq \max\{w(\Gamma_0), w(\Gamma_1)\} + n - 1$ is analogous.

Next, consider any index $i \in \{1, 2, \dots, k\}$ and any node u of T . We prove that $d_{\Delta_i}^v(u, r(T)) \leq \max\{d_{\Gamma_0}^v(u, r(T)), d_{\Gamma_1}^v(u, r(T))\}$.

- If $u \neq l$, then we have $d_{\Delta_i}^v(u, r(T)) = d_{\Delta'_i}^v(u, r(T'))$. By induction, we have $d_{\Delta'_i}^v(u, r(T')) \leq \max\{d_{\Gamma'_0}^v(u, r(T')), d_{\Gamma'_1}^v(u, r(T'))\}$. Since $d_{\Gamma'_0}^v(u, r(T')) = d_{\Gamma_0}^v(u, r(T))$ and $d_{\Gamma'_1}^v(u, r(T')) = d_{\Gamma_1}^v(u, r(T))$, we have $d_{\Delta_i}^v(u, r(T)) \leq \max\{d_{\Gamma_0}^v(u, r(T)), d_{\Gamma_1}^v(u, r(T))\}$ as required.
- By construction, we have $d_{\Delta_i}^v(l, r(T)) = d_{\Delta'_i}^v(\pi, r(T')) + 1$. Further, $d_{\Delta'_i}^v(\pi, r(T')) = d_{\Delta'_i}^v(\pi, r(T'))$. By induction we have $d_{\Delta'_i}^v(\pi, r(T')) \leq \max\{d_{\Gamma'_0}^v(\pi, r(T')), d_{\Gamma'_1}^v(\pi, r(T'))\}$. Since $d_{\Gamma'_0}^v(\pi, r(T')) = d_{\Gamma_0}^v(\pi, r(T))$ and $d_{\Gamma'_1}^v(\pi, r(T')) = d_{\Gamma_1}^v(\pi, r(T))$, we have $d_{\Delta_i}^v(l, r(T)) \leq \max\{d_{\Gamma_0}^v(\pi, r(T)), d_{\Gamma_1}^v(\pi, r(T))\} + 1$. Since Γ_0 and Γ_1 are strictly-upward, we have $d_{\Gamma_0}^v(l, r(T)) \geq d_{\Gamma_0}^v(\pi, r(T)) + 1$ and $d_{\Gamma_1}^v(l, r(T)) \geq d_{\Gamma_1}^v(\pi, r(T)) + 1$, hence $d_{\Delta_i}^v(l, r(T)) \leq \max\{d_{\Gamma_0}^v(l, r(T)), d_{\Gamma_1}^v(l, r(T))\}$ as required.

Since $d_{\Delta_i}^v(u, r(T)) \leq \max\{d_{\Gamma_0}^v(u, r(T)), d_{\Gamma_1}^v(u, r(T))\}$, for any index $i \in \{1, 2, \dots, k\}$ and any node u of T , we directly get $h(\Delta_i) \leq \max\{h(\Gamma_0), h(\Gamma_1)\}$ and hence $h(\mathcal{M}) = \max\{h(\Gamma_0), h(\Gamma_1)\}$.

It remains to prove the planarity of \mathcal{M} ; then [Lemma 2](#) implies that the drawing of T is order-preserving throughout \mathcal{M} . The following property is useful (refer to [Fig. 1a](#)).

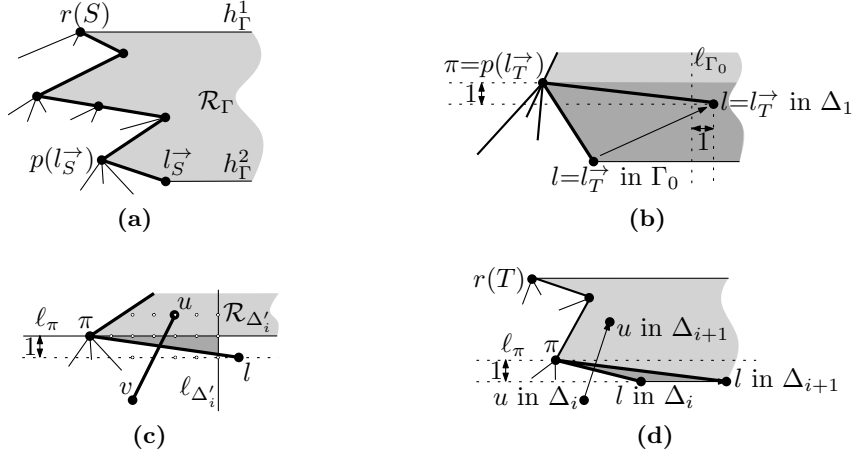


Fig. 1: (a) Illustration for [Property 1](#). The rightmost path R_S of S is represented by a thick line. (b) Illustration for the proof of planarity of $\langle \Gamma_0, \Delta_1 \rangle$. The gray region is \mathcal{R}_{Γ_0} ; the darker gray region is H_{Γ_0} . (c) Illustration for the proof of the planarity of Δ_i . The gray region is $\mathcal{R}_{\Delta'_i}$; the darker gray region is the triangle D . (d) Illustration for the proof of the planarity of $\langle \Delta_i, \Delta_{i+1} \rangle$.

Property 1. Consider any order-preserving strictly-upward straight-line planar grid drawing Γ of an ordered rooted tree S . Let h_Γ^1 and h_Γ^2 be the horizontal half-lines starting at the root $r(S)$ and at the rightmost leaf l_S^r of S , respectively, and directed rightwards. Let \mathcal{R}_Γ be the region of the plane which is delimited by the rightmost path R_S of S from the left and by h_Γ^1 and h_Γ^2 from above and below, respectively. Then no node or edge of S , other than those of R_S , intersects \mathcal{R}_Γ .

Proof. We first argue about possible intersections with the interior of \mathcal{R}_Γ .

- Suppose, for a contradiction, that an edge of S intersects the interior of \mathcal{R}_Γ . Since S is connected, it follows that there is an edge e of S that intersects the interior of \mathcal{R}_Γ and its boundary. Since Γ is planar, the edge e does not cross R_S . Since R_S is the rightmost path of S , the edge e does not share a node with R_S . Since Γ is strictly-upward and $r(S)$ is the root of S , we have that e does not intersect h_Γ^1 other than, possibly, at $r(S)$; however, $r(S)$ belongs to R_S , and we already ruled out the possibility that e shares a node with R_S . Finally, if e intersects \mathcal{R}_Γ and h_Γ^2 , then, since Γ is strictly-upward, the path from e to $r(S)$ intersects R_S , hence there is an edge e' of S that intersects \mathcal{R}_Γ and R_S , a case which we already ruled out; we thus get a contradiction.
- Suppose, for a contradiction, that a node of S lies in the interior of \mathcal{R}_Γ . Since S is connected, it follows that an edge of S also intersects the interior of \mathcal{R}_Γ , a case which we already ruled out; we thus get a contradiction.

We now argue about possible intersections with the boundary of \mathcal{R}_Γ .

- Suppose, for a contradiction, that a node u not in R_S lies on the boundary of \mathcal{R}_Γ . Since Γ is planar, the node u does not lie on R_S . Since Γ is strictly-upward and the root $r(S)$ of S is a node of R_S , the node u does not lie on h_Γ^1 . Finally, if u lies on h_Γ^2 , then since Γ is strictly-upward, the edge from u to its parent intersects the interior of \mathcal{R}_Γ , a case which we already ruled out; we thus get a contradiction.
- Suppose, for a contradiction, that the interior of an edge e not in R_S intersects the boundary \mathcal{R}_Γ . Since Γ is planar, the interior of e does not intersect R_S . If the interior of e intersects h_Γ^1 or h_Γ^2 , then, since Γ is strictly-upward, it intersects the interior of \mathcal{R}_Γ as well, a case which we already ruled out; we thus get a contradiction.

This concludes the proof. □

We now exploit [Property 1](#) to prove the planarity of \mathcal{M} . Since \mathcal{M}' is planar, by induction, and since \mathcal{M} coincides with \mathcal{M}' when restricted to the nodes and edges of T' , it follows that \mathcal{M} is planar, as long as the edge (π, l) does not intersect any edge, other than at a common end-point, throughout \mathcal{M} . We now argue about the possible intersections of the edge (π, l) in \mathcal{M} .

First, we deal with the morph $\langle \Gamma_0, \Delta_1 \rangle$, in which only the node l moves. By [Property 1](#) applied to T and Γ_0 , no node or edge of T , other than those of the righthmost path R_T of T , intersects \mathcal{R}_{Γ_0} . Hence, it suffices to prove that the edge (π, l) lies in \mathcal{R}_{Γ_0} throughout $\langle \Gamma_0, \Delta_1 \rangle$; refer to [Fig. 1b](#). Since Γ_0 is a strictly-upward grid drawing, we have that l lies at least one unit below π in Γ_0 ; further, by construction, l lies one unit below π in Δ_1 . Moreover, by construction, the position of l in Δ_1 is at least one unit to the right of the positions of π and l in Γ_0 . It follows that the point at which l is placed in Δ_1 lies in the part Π_{Γ_0} of \mathcal{R}_{Γ_0} that is delimited by the representation of the edge (π, l) in Γ_0 from the left and by the horizontal lines through the positions of π and l in Γ_0 from above and from below, respectively. The convexity of Π_{Γ_0} implies that the edge (π, l) lies in \mathcal{R}_{Γ_0} throughout $\langle \Gamma_0, \Delta_1 \rangle$.

The proof that the morph $\langle \Delta_k, \Gamma_1 \rangle$ is planar is symmetric.

We now prove that the drawing Δ_i is planar, for each $i = 0, \dots, k$; refer to [Fig. 1c](#). Since Δ'_i is planar, by induction, any crossing in Δ_i involves the edge (π, l) . Suppose, for a contradiction, that an edge (u, v) crosses (π, l) . If (u, v) is an edge of $R_T \setminus \{(\pi, l)\}$, then (u, v) and (π, l) are separated by the horizontal line through π and thus do not cross. Assume hence that (u, v) is not an edge of $R_T \setminus \{(\pi, l)\}$. The intersection between (u, v) and (π, l) in Δ_i has to happen at an interior point c of both edges. Indeed:

- l is to the right of both u and v , hence it is not on (u, v) ;
- π is not in the interior of (u, v) , since Δ'_i is planar;
- u and v are not in the interior of (π, l) , given that $y_{\Delta_i}(l) = y_{\Delta_i}(\pi) - 1$ and hence there is no grid point in the interior of (π, l) ;
- if one of u and v , say u , overlaps with π , then the planarity of Δ'_i implies that u is the same node as π ; since v is not in the interior of (π, l) and l is not on (u, v) , it follows that (u, v) and (π, l) do not cross.

Since the interior of (u, v) intersects the interior of (π, l) , it follows that (u, v) intersects the interior of the triangle D which is delimited by (π, l) , by the horizontal line ℓ_π through π , and by $\ell_{\Delta'_i}$. Since $y_{\Delta_i}(l) = y_{\Delta_i}(\pi) - 1$, it follows that D contains no grid point in its interior. Hence, either (u, v) intersects ℓ_π to the right of π , thus contradicting [Property 1](#) for Δ'_i , or (u, v) intersects $\ell_{\Delta'_i}$ below ℓ_π , thus implying that u or v is to the right of $\ell_{\Delta'_i}$; this contradicts the definition of $\ell_{\Delta'_i}$ and hence proves that Δ_i is planar.

Finally, we prove that, for each $i = 1, \dots, k - 1$, the morph $\langle \Delta_i, \Delta_{i+1} \rangle$ is planar. Suppose, for a contradiction, that an edge (u, v) of T crosses the edge (π, l) during $\langle \Delta_i, \Delta_{i+1} \rangle$. Consider the first drawing during $\langle \Delta_i, \Delta_{i+1} \rangle$ in which (u, v) and (π, l) cross; denote such a drawing by Γ and recall that $\Gamma \neq \Delta_i, \Delta_{i+1}$. Since any drawing before Γ in $\langle \Delta_i, \Delta_{i+1} \rangle$ is planar, it follows that in Γ an end-point of one of (u, v) and (π, l) lies on the other edge. Since l is to the right of u and v both in Δ_i and in Δ_{i+1} , it follows that l is to the right of u and v throughout $\langle \Delta_i, \Delta_{i+1} \rangle$, hence it does not lie on (u, v) in Γ . Since $\langle \Delta'_i, \Delta'_{i+1} \rangle$ is planar, π does not lie on (u, v) (except if it is the same node as u or v , which however does not cause the crossing between (u, v) and (π, l)). Hence, one of u and v , say u , lies in the interior of (π, l) in Γ .

Assume that π does not move during $\langle \Delta_i, \Delta_{i+1} \rangle$; this is not a loss of generality, as a planar linear morph between two drawings remains planar if one of the two drawings is translated by an arbitrary vector (see, e.g., [\[1\]](#)). Refer to [Fig. 1d](#). Since l is one unit below the horizontal line ℓ_π through π both in Δ_i and in Δ_{i+1} , it follows that l moves horizontally in $\langle \Delta_i, \Delta_{i+1} \rangle$. By assumption, the straight-line segment representing the trajectory of u in $\langle \Delta_i, \Delta_{i+1} \rangle$ crosses the triangle whose vertices are π and the positions of l in Δ_i and Δ_{i+1} . Note that $\langle \Delta_i, \Delta_{i+1} \rangle$ moves u from a grid point in Δ_i to a grid point in Δ_{i+1} . However, since there are no grid points below ℓ_π and above the horizontal line through l , it follows that during $\langle \Delta_i, \Delta_{i+1} \rangle$ either u crosses $R_{T'}$, a contradiction to the planarity of $\langle \Delta'_i, \Delta'_{i+1} \rangle$, or it crosses the horizontal line through $r(T)$, a contradiction to the fact that $\langle \Delta_i, \Delta_{i+1} \rangle$ is an upward morph, or it crosses the vertical line through l , a contradiction to the fact that l is to the right of u throughout $\langle \Delta_i, \Delta_{i+1} \rangle$, or it lies in \mathcal{R}_{Δ_i} in Δ_i , or it lies in $\mathcal{R}_{\Delta_{i+1}}$ in Δ_{i+1} ; both the last two possibilities contradict [Property 1](#). This concludes the proof of the theorem. \square

In view of [Theorem 1](#), it is natural to ask whether a sub-linear number of steps suffices to construct a small-area morph between any two order-preserving strictly-upward straight-line planar grid drawings of a rooted ordered tree. In the following we prove that this is indeed the case for binary trees, for which just three morphing steps are sufficient.

Our algorithm borrows ideas from a recent paper by Da Lozzo *et al.* [\[11\]](#), which deals with upward planar morphs of *upward plane graphs*.

Consider any two order-preserving strictly-upward straight-line planar grid drawings Γ_0 and Γ_1 of an n -node rooted ordered binary tree T . We define two order-preserving strictly-upward straight-line planar grid drawings Γ'_0 and Γ'_1 of T such that the 3-step morph $\langle \Gamma_0, \Gamma'_0, \Gamma'_1, \Gamma_1 \rangle$ is upward and planar.

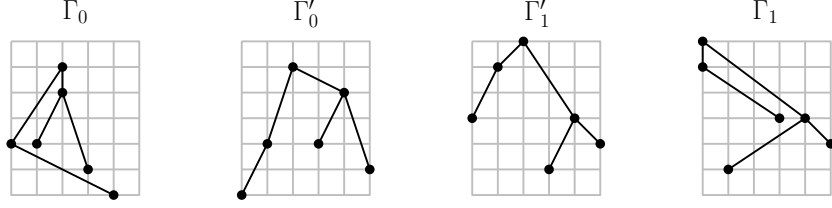


Fig. 2: The 3-step morph $\langle \Gamma_0, \Gamma'_0, \Gamma'_1, \Gamma_1 \rangle$.

For $i = 0, 1$, we define Γ'_i recursively as follows; refer to Fig. 2. Let $x_{\Gamma'_i}(r(T)) = 0$ and let $y_{\Gamma'_i}(r(T)) = y_{\Gamma_i}(r(T))$. If the left subtree L of $r(T)$ is non-empty, then recursively construct a drawing of it. Let x_M be the maximum x -coordinate of a node in the constructed drawing of L ; horizontally translate such a drawing by subtracting $x_M + 1$ from the x -coordinate of every node in L , so that the maximum x -coordinate of any node in L is now -1 . Symmetrically, if the right subtree R of $r(T)$ is non-empty, then recursively construct a drawing of it. Let x_m be the minimum x -coordinate of a node in the constructed drawing of R ; horizontally translate such a drawing by subtracting $x_m - 1$ from the x -coordinate of every node in R , so that the minimum x -coordinate of any node in R is now 1 .

Theorem 2. *Let T be an n -node rooted ordered binary tree, and let Γ_0 and Γ_1 be two order-preserving strictly-upward straight-line planar grid drawings of T . There exists a 3-step upward planar morph \mathcal{M} from Γ_0 to Γ_1 with $h(\mathcal{M}) = \max\{h(\Gamma_0), h(\Gamma_1)\}$ and $w(\mathcal{M}) = \max\{w(\Gamma_0), w(\Gamma_1), n\}$.*

Proof. We prove that the morph $\mathcal{M} = \langle \Gamma_0, \Gamma'_0, \Gamma'_1, \Gamma_1 \rangle$, where Γ'_0 and Γ'_1 are the drawings defined before the statement of the theorem, satisfies the requirements.

Consider any $i \in \{1, 2\}$. By construction, we have $y_{\Gamma'_i}(r(T)) = y_{\Gamma_i}(r(T))$; since the drawings of L and R are constructed recursively and then translated horizontally, we have $y_{\Gamma'_i}(v) = y_{\Gamma_i}(v)$ for each node $v \in V(T)$. This has two implications. First, we have that $h(\Gamma'_i) = h(\Gamma_i)$ and hence that $h(\mathcal{M}) = \max\{h(\Gamma_0), h(\Gamma_1)\}$. Second, we have that Γ'_i is strictly-upward, given that Γ_i is strictly-upward, and hence that \mathcal{M} is upward, by Observation 1.

An easy inductive argument shows that no two nodes have the same x -coordinate in Γ'_i and that every grid column intersecting Γ'_i contains a node of T , hence $w(\Gamma'_i) = n$ and $w(\mathcal{M}) = \max\{w(\Gamma_0), w(\Gamma_1), n\}$.

It remains to prove that \mathcal{M} is planar; then Lemma 2 implies that the drawing of T is order-preserving throughout \mathcal{M} .

We first deal with the planarity of the drawings Γ'_0 and Γ'_1 and of the morph $\langle \Gamma'_0, \Gamma'_1 \rangle$. Note that the assignment of x -coordinates to the nodes of T in Γ'_0 and in Γ'_1 depends on T , and not on Γ_0 or Γ_1 . It follows that $x_{\Gamma'_0}(v) = x_{\Gamma'_1}(v)$, for each node $v \in V(T)$. Hence, each node moves along a vertical line in $\langle \Gamma'_0, \Gamma'_1 \rangle$. We now prove that any two distinct edges $(u, p(u))$ and $(v, p(v))$ of T do not cross in $\langle \Gamma'_0, \Gamma'_1 \rangle$. If $u = p(v)$, then the edges $(u, p(u))$ and $(v, p(v))$ are separated by the horizontal line through u throughout $\langle \Gamma'_0, \Gamma'_1 \rangle$, given that such a morph is upward, hence they do not intersect, except at u ; similarly, if u is a proper ancestor of $p(v)$, or if $v = p(u)$, or if v is a proper ancestor of $p(u)$, then the edges $(u, p(u))$ and $(v, p(v))$ do not cross. Now suppose that u is not an ancestor of $p(v)$ and v is not an ancestor of $p(u)$. Then u and v are respectively in the left subtree and in the right subtree of their lowest common ancestor w (up to renaming u with v). By construction, the drawing of the left subtree of $r(T)$ lies to the left of the vertical line ℓ_w through w both in Γ'_0 and in Γ'_1 , hence it lies to the left of ℓ_w throughout $\langle \Gamma'_0, \Gamma'_1 \rangle$. Analogously, the drawing of the right subtree of $r(T)$ lies to the right of ℓ_w throughout $\langle \Gamma'_0, \Gamma'_1 \rangle$. It follows that $(u, p(u))$ and $(v, p(v))$ are separated by ℓ_w throughout $\langle \Gamma'_0, \Gamma'_1 \rangle$, hence they do not cross.

Since Γ'_0 and Γ'_1 are order-preserving strictly-upward straight-line planar drawings of T and since $y_{\Gamma'_0}(v) = y_{\Gamma_0}(v)$ and $y_{\Gamma'_1}(v) = y_{\Gamma_1}(v)$ for each node $v \in V(T)$, Lemma 1 applies twice to ensure the planarity of the morphs $\langle \Gamma_0, \Gamma'_0 \rangle$ and $\langle \Gamma'_1, \Gamma_1 \rangle$. This concludes the proof. \square

The morphing algorithm for binary trees we just presented has a simple extension to trees with unbounded degree. Namely, let Γ_0 and Γ_1 be any two order-preserving strictly-upward straight-line planar grid drawings of an n -node rooted ordered tree T . For $i = 0, 1$, we define an order-preserving strictly-upward straight-line planar grid drawing Γ'_i of T as follows; refer to Fig. 3a. Let $x_{\Gamma'_i}(r(T)) = 0$ and let $y_{\Gamma'_i}(r(T)) = y_{\Gamma_i}(r(T))$. Recursively construct a drawing of each subtree of $r(T)$. Then translate all such drawings horizontally so that: (i) the bounding boxes of the drawings of any two distinct subtrees

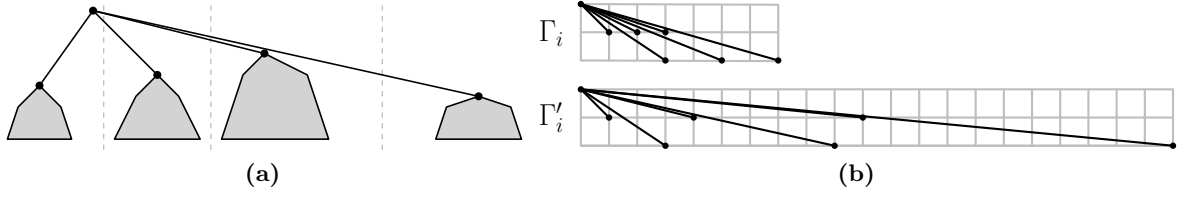


Fig. 3: (a) Construction of the drawing Γ'_i ; the y -coordinate of each node is the same as in Γ_i . (b) A drawing Γ_i such that the corresponding drawing Γ'_i requires exponential width; in this illustration $h = 2$.

of $r(T)$ can be separated by a vertical line; (ii) the left-to-right order of such bounding boxes corresponds to the left-to-right order of the children of T ; and (iii) the edges from $r(T)$ to its children do not cross the nodes and the edges of the subtrees of $r(T)$. A proof similar to the one of [Theorem 2](#) shows that the morph $\langle \Gamma_0, \Gamma'_0, \Gamma'_1, \Gamma_1 \rangle$ is upward and planar.

Differently from the case of binary trees, however, the morph $\langle \Gamma_0, \Gamma'_0, \Gamma'_1, \Gamma_1 \rangle$ might require exponential area. Namely, consider a tree T such that $r(T)$ has $n - 1$ children. In their left-to-right order in T such children alternate between *top* and *bottom children*. Let Γ_i be the drawing of T such that (see [Fig. 3b](#) top):

- $r(T)$ has coordinates $(0, 0)$;
- the top children of $r(T)$ have coordinates $(i, -1)$, for $i = 1, 2, \dots, \lfloor \frac{n}{2} \rfloor$; and
- the bottom children of $r(T)$ have coordinates $(i \cdot h + 1, -h)$, for $i = 1, 2, \dots, \lfloor \frac{n-1}{2} \rfloor$ and for some integer $h \geq 2$.

Note that $h(\Gamma_i) \in O(h)$ and $w(\Gamma_i) \in O(n \cdot h)$, hence Γ_i has polynomial area. Now consider any drawing Γ'_i such that $y_{\Gamma'_i}(v) = y_{\Gamma_i}(v)$ for each node $v \in V(T)$ and such that properties (i)–(iii) above are satisfied; refer to [Fig. 3b](#) bottom. A linear number of children of $r(T)$ are on the same side of the vertical line ℓ through $r(T)$ in Γ'_i ; say that $\Omega(n)$ children of $r(T)$ are to the right of ℓ , the other case is analogous. Let $t_1, b_1, t_2, b_2, \dots, t_k$ be the left-to-right order of the children of $r(T)$ that are to the right of ℓ in Γ'_i , where the t_i 's are top children of $r(T)$ and the b_i 's are bottom children of $r(T)$; if the first child of $r(T)$ to the right of ℓ is a bottom child, we just disregard it. Suppose that the x -coordinate of t_i is x_i ; note that $x_1 \geq 1$. Then the x -coordinate of b_i is larger than $x_i \cdot h$, since the slope of $(r(T), t_i)$ is $-1/x_i$, since $(r(T), b_i)$ goes to the right of $(r(T), t_i)$, i.e., its slope is larger than $-1/x_i$ (by properties (ii) and (iii)), and since the vertical extension of $(r(T), b_i)$ is h . Since the x -coordinate of t_{i+1} is larger than the one of b_i (by properties (i) and (ii)), it follows that $x_{i+1} > x_i \cdot h$, which implies that $x_k > h^{k-1}$, hence $w(\Gamma'_i) \in h^{\Omega(n)}$.

4 Planar Morphs of Tree Drawings

In this section we show how to construct small-area morphs between straight-line planar grid drawings of trees. In particular, we prove the following result.

Theorem 3. *Let T be an n -node ordered tree and let Γ_0 and Γ_1 be two order-preserving straight-line planar grid drawings of T . There exists an $O(n)$ -step planar morph \mathcal{M} from Γ_0 to Γ_1 with $h(\mathcal{M}) \in O(D^3 n \cdot H)$ and $w(\mathcal{M}) \in O(D^3 n \cdot W)$, where $H = \max\{h(\Gamma_0), h(\Gamma_1)\}$, $W = \max\{w(\Gamma_0), w(\Gamma_1)\}$, and $D = \max\{H, W\}$.*

The rest of this section is devoted to the proof of [Theorem 3](#). We are going to use the following definition (see [Fig. 4](#)).

Definition 1. *An upward canonical drawing of a rooted ordered tree T is an order-preserving strictly-upward straight-line planar grid drawing Γ of T satisfying the following properties:*

- if $|V(T)| = 1$, then Γ is a grid point in the plane, representing $r(T)$;
- otherwise, let $\Gamma_1, \dots, \Gamma_k$ be upward canonical drawings of the subtrees T_1, \dots, T_k of $r(T)$ (in their left-to-right order), respectively; then Γ is such that:
 - $r(T)$ is one unit to the left and one unit above the top-left corner of the bounding box of Γ_1 ;

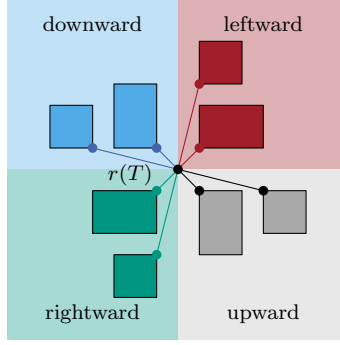


Fig. 4: Four canonical drawings of a tree T (each shown in a differently colored quadrant).

- the top sides of the bounding boxes of $\Gamma_1, \dots, \Gamma_k$ have the same y -coordinate; and
- the right side of the bounding box of Γ_i is one unit to the left of the left side of the bounding box of Γ_{i+1} , for $i = 1, \dots, k - 1$.

By counter-clockwise rotating an upward canonical drawing of T by $\frac{\pi}{2}$, π , and $\frac{3\pi}{2}$ radians, we obtain a *leftward*, a *downward*, and a *rightward canonical drawing* of T , respectively. A *canonical drawing* of T is an upward, leftward, downward, or rightward canonical drawing of T . Note that, in an upward, leftward, downward, or rightward canonical drawing Γ of T , $r(T)$ is placed at the top-left, bottom-left, bottom-right, and top-right corner of the bounding box of Γ , respectively.

Remark 4. If T has n nodes, then a canonical drawing of T lies in the $2n$ -box centered at $r(T)$.

Proof. We prove the statement for an upward canonical drawing Γ ; the proof for the other types of canonical drawings is analogous. First, we have $w(\Gamma) = n$, since each node has a distinct x -coordinate and, for each node u of T , either there exists a node v with $x(v) = x(u) + 1$, or no node v exists with $x(v) > x(u)$. Further, $h(\Gamma) \leq n$, since each node is vertically spaced from $r(T)$ by its graph-theoretic distance from it. \square

The following lemma allows us to morph one canonical drawing into another in a constant number of morphing steps.

Lemma 3 (Pinwheel). *Let Γ and Γ' be two canonical drawings of a rooted ordered tree T , where $r(T)$ is at the same point in Γ and Γ' . If Γ and Γ' are (i) upward and leftward, or (ii) leftward and downward, or (iii) downward and rightward, or (iv) rightward and upward, respectively, then the morph $\langle \Gamma, \Gamma' \rangle$ is planar and lies in the interior of the right, top, left, or bottom half of the $2n$ -box centered at $r(T)$, respectively.*

Proof. We prove the statement in the case in which Γ is upward and Γ' is leftward; the other cases are symmetric. Without loss of generality, up to translation of the Cartesian axes, we assume that $r(T)$ lies at the point $o = (0, 0)$.

We insert in Γ and in Γ' the drawings B and B' , respectively, of a 4-cycle $(r(T), a, b, c)$ as follows. The coordinates of a , b , and c in B are $a(0) = (0, -n)$, $b(0) = (n, -n)$, and $c(0) = (n, 0)$, respectively. The coordinates of a , b , and c in B' are $a(1) = (n, 0)$, $b(1) = (n, n)$, and $c(1) = (0, n)$, respectively. Note that the drawing of T in Γ (Γ') lies strictly inside B (B'), except for $r(T)$. For each node u of T denote by ω_u , α_u , β_u , and γ_u non-negative reals such that $u(0) = \omega_u \cdot o + \alpha_u \cdot a(0) + \beta_u \cdot b(0) + \gamma_u \cdot c(0)$, where $u(0)$ is the position of u in Γ and $\omega_u + \alpha_u + \beta_u + \gamma_u = 1$.

Consider the morph $\langle B, B' \rangle$ and assume it happens within the time interval $[0, 1]$. Let $B(t)$ be the drawing of the cycle $(r(T), a, b, c)$ at time $t \in [0, 1]$, where $B(0) = B$ and $B(1) = B'$. Note that the coordinates of $r(T)$, a , b , and c in $B(t)$ are $o = (0, 0)$, $a(t) = (tn, (t-1)n)$, $b(t) = (n, (2t-1)n)$, and $c(t) = ((1-t)n, tn)$, respectively. For any $t \in [0, 1]$, the affine transformation $\psi_t(\mathbf{x}) := \mathbf{A}_t \cdot \mathbf{x}$ with $\mathbf{A}_t = \begin{pmatrix} 1-t & -t \\ t & 1-t \end{pmatrix}$ turns B into $B(t)$. Let $\Gamma(t)$ be the drawing of T obtained by applying ψ_t to Γ . Since ψ_t is an affine transformation and $\det(\mathbf{A}_t) = (1-t)^2 + t^2 \neq 0$, for any real value of t , we get that: 1. for

each node u of T , the position $u(t)$ of u in $\Gamma(t)$ is $u(t) = \omega_u \cdot o + \alpha_u \cdot a(t) + \beta_u \cdot b(t) + \gamma_u \cdot c(t)$, that is, the coefficients of the convex combination expressing the placement of u in $\Gamma(t)$ with respect to the placement of $r(T)$, a , b , and c are the same as in Γ ; and 2. $\Gamma(t)$ is an order-preserving straight-line planar drawing of T .

It remains to prove that $\Gamma(t)$ is the drawing at time t of the morph $\langle \Gamma, \Gamma' \rangle$, for any $t \in [0, 1]$. First, $\Gamma = \Gamma(0)$ since \mathbf{A}_0 is the identity matrix. Second, since a leftward canonical drawing of T is obtained by counter-clockwise rotating an upward canonical drawing of T by $\frac{\pi}{2}$ and since $\mathbf{A}_1 = \begin{pmatrix} 0 & -1 \\ 1 & 0 \end{pmatrix}$ defines the same rotation, we have that $\Gamma' = \Gamma(1)$. Finally, for any $0 < t < 1$ and for each node u of T , the position of u at time t of the morph $\langle \Gamma, \Gamma' \rangle$ is

$$\begin{aligned} & (1-t)[\omega_u \cdot o + \alpha_u \cdot a(0) + \beta_u \cdot b(0) + \gamma_u \cdot c(0)] + t[\omega_u \cdot o + \alpha_u \cdot a(1) + \beta_u \cdot b(1) + \gamma_u \cdot c(1)] = \\ & = \omega_u \cdot o + \alpha_u[a(0) \cdot (1-t) + a(1) \cdot t] + \beta_u[b(0) \cdot (1-t) + b(1) \cdot t] + \gamma_u[c(0) \cdot (1-t) + c(1) \cdot t] = \\ & = \omega_u \cdot o + \alpha_u \cdot a(t) + \beta_u \cdot b(t) + \gamma_u \cdot c(t) = u(t). \end{aligned}$$

This concludes the proof that $\langle \Gamma, \Gamma' \rangle$ is planar.

Observe that, for each node u of T , both $u(0)$ and $u(1)$ have their x -coordinates in the interval $[0, n-1]$ and their y -coordinates in the interval $[-n+1, n-1]$. This implies that, for any $t \in [0, 1]$, the same holds for the coordinates of $u(t)$. Therefore, the morph $\langle \Gamma, \Gamma' \rangle$ lies in the right half of the $2n$ -box centered at $r(T)$. \square

We now describe a proof of Theorem 3. Let T be an n -node ordered tree and let Γ_0 and Γ_1 be two order-preserving straight-line planar grid drawings of T . In order to compute a morph \mathcal{M} from Γ_0 to Γ_1 , we root T at any leaf $r(T)$. Since T is ordered, this determines a left-to-right order of the children of each node.

We are going to construct three morphs: a morph \mathcal{M}^0 from Γ_0 to a canonical drawing Γ_0^* of T , a morph \mathcal{M}^1 from Γ_1 to a canonical drawing Γ_1^* of T , and a morph $\mathcal{M}^{0,1}$ from Γ_0^* to Γ_1^* . The morph \mathcal{M} is then obtained by composing \mathcal{M}^0 , $\mathcal{M}^{0,1}$, and the reverse of \mathcal{M}^1 . The morph $\mathcal{M}^{0,1}$ consists of $O(1)$ steps and can be constructed by applying Lemma 3. We describe below how to construct \mathcal{M}^0 ; the construction of \mathcal{M}^1 is analogous. However, before describing the construction of \mathcal{M}^0 , we introduce a labeling of the nodes of T and the concept of “partially-canonical drawing”.

Let $T[0]$ be the tree T together with a labeling of each of the k internal nodes of T as **unvisited** and of each leaf as **visited**. We perform a bottom-up visit of T , labeling one-by-one the internal nodes of T as **visited**. We label a node v as **visited** only after all of its children have been labeled as **visited**. For $i = 0, \dots, k$, we denote by $T[i]$ the tree T once i of its internal nodes have been labeled as **visited**.

The outline of our algorithm for constructing \mathcal{M}^0 is as follows. In a first morphing step, we scale Γ_0 up in order to make some free room around each node. Then we process the nodes of T and label them as **visited** one by one, as described above. When we label a node v as **visited**, we morph the current drawing into one in which T_v is upward or downward canonical; this is accomplished by only moving the subtrees rooted at the children of v . Note that, when v is labeled as **visited**, all the children of v are already labeled as **visited**, hence the drawings of the subtrees rooted at them are upward or downward canonical. Thus, the movement of such drawings only consists of translations and rotations to bring such drawings where they need to be in the upward or downward canonical drawing of T_v . The initial scaling ensures that there is enough room around v so that an upward or downward canonical of T_v does not intersect the rest of the drawing. In order to formalize this process, we need to describe the properties of the drawing that we obtain after a number of nodes of T have been labeled as **visited**; we call *partially-canonical* such a drawing.

Let $D_0 = \max\{w(\Gamma_0), h(\Gamma_0)\}$. Let Γ be a drawing of T and let v be a node of T . We denote by $Large(v)$, $Med(v)$, and $Small(v)$ the $(\ell_0 + 4n)$ -box, the ℓ_0 -box, and the $2n$ -box centered at v in Γ , respectively, where $\ell_0 = k_0 D_0^2 n$ for some constant $k_0 > 1$ to be determined later. We have the following definition.

Definition 2. *An order-preserving straight-line planar grid drawing Γ of T is a **partially-canonical drawing** of $T[i]$ if it satisfies the following properties (refer to Fig. 5):*

- (a) *for each **visited** node u of T , the drawing Γ_u of T_u in Γ is upward canonical or downward canonical; further, if $u \neq r(T)$, then Γ_u is upward canonical, if $y_\Gamma(u) \leq y_\Gamma(p(u))$, or downward canonical, if $y_\Gamma(u) > y_\Gamma(p(u))$;*

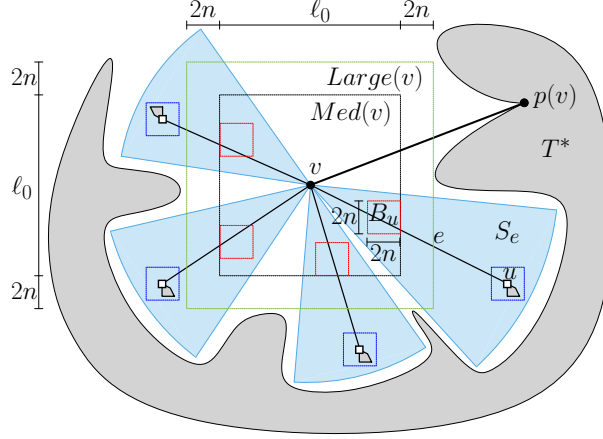


Fig. 5: A partially-canonical drawing Γ of $T[i]$. The illustration focuses the attention on an **unvisited** v whose children are all **visited**.

- (b) for each edge $e = (v, u)$ of T , where v is the parent of u and v is **unvisited**, there exists a sector S_e of a circumference centered at v such that:
- (b.i) S_e encloses $\text{Small}(u)$;
 - (b.ii) S_e contains no node with the exception of v and of, possibly, the nodes of T_u , and no edge with the exception of e and of, possibly, the edges of T_u ;
 - (b.iii) the intersection between S_e and $\text{Med}(v)$ contains a $2n$ -box B_u whose corners have integer coordinates and whose center c_u is such that $y_\Gamma(c_u) \leq y_\Gamma(v)$ if and only if $y_\Gamma(u) \leq y_\Gamma(v)$; and
 - (b.iv) for any edge $e' \neq e$ incident to v , the sectors S_e and $S_{e'}$ are internally disjoint;
- (c) for any two **unvisited** nodes v and w , it holds $\text{Large}(v) \cap \text{Large}(w) = \emptyset$; and
- (d) for any **unvisited** node v of T , $\text{Large}(v)$ contains no node different from v , and any edge e or any sector S_e intersecting $\text{Large}(v)$ is such that e is incident to v .

Note that, by Property (a), a partially-canonical drawing of $T[k]$ is a canonical drawing of T .

The algorithm to construct \mathcal{M}^0 is as follows. First, we scale Γ_0 up by a factor in $O(D_0^3 n)$ so that the resulting drawing Δ_0 is a partially-canonical drawing of $T[0]$ (see Lemma 4). Clearly, the morph $\mathcal{M}_0 = \langle \Gamma_0, \Delta_0 \rangle$ is planar, $w(\mathcal{M}_0) = w(\Delta_0)$, and $h(\mathcal{M}_0) = h(\Delta_0)$.

For $i = 1, \dots, k$, let v_i be the node that is labeled as **visited** at the i -th step of the bottom-up visit of T . Starting from a partially-canonical drawing Δ_{i-1} of $T[i-1]$, we construct a partially-canonical drawing Δ_i of $T[i]$ and a morph $\mathcal{M}_{i-1,i}$ from Δ_{i-1} to Δ_i with $O(\deg(v_i))$ steps, with $w(\mathcal{M}_{i-1,i}) \leq w(\Delta_0) + \ell_0 + 4n$ and $h(\mathcal{M}_{i-1,i}) \leq h(\Delta_0) + \ell_0 + 4n$ (see Lemma 5).

Composing the morphs $\mathcal{M}_0, \mathcal{M}_{0,1}, \mathcal{M}_{1,2}, \dots, \mathcal{M}_{k-1,k}$ yields the desired morph \mathcal{M}^0 from Γ_0 to a canonical drawing $\Delta_k = \Gamma_0^*$ of T . The morph has $O(\sum_{i=1}^k \deg(v_i)) \subseteq O(n)$ steps (by Lemma 5). Further, $w(\mathcal{M}^0) \leq w(\Delta_0) + \ell_0 + 4n$ and $h(\mathcal{M}^0) \leq h(\Delta_0) + \ell_0 + 4n$ (again by Lemma 5), hence $w(\mathcal{M}^0) \in O(D_0^3 n \cdot w(\Gamma_0))$ and $h(\mathcal{M}^0) \in O(D_0^3 n \cdot h(\Gamma_0))$ (by Lemma 4).

It remains to show how to construct the partially-canonical drawing Δ_i , for $i = 0, \dots, k$, and the morphs $\mathcal{M}_{i-1,i}$, for $i = 1, \dots, k$. Specifically, in the following we prove the next two lemmas.

Lemma 4. *There is an integer $B_0 \in O(D_0^3 n)$ such that the drawing Δ_0 obtained by scaling the drawing Γ_0 of T up by B_0 is a partially-canonical drawing of $T[0]$.*

Lemma 5. *For any $i \in \{1, \dots, k\}$, let Δ_{i-1} be a partially-canonical drawing of $T[i-1]$. There exists a partially-canonical drawing Δ_i of $T[i]$ and an $O(\deg(v_i))$ -step planar morph $\mathcal{M}_{i-1,i}$ from Δ_{i-1} to Δ_i such that $w(\mathcal{M}_{i-1,i}) \leq w(\Delta_0) + \ell_0 + 4n$ and $h(\mathcal{M}_{i-1,i}) \leq h(\Delta_0) + \ell_0 + 4n$.*

4.1 Proof of Lemma 4

In order to prove Lemma 4, we show that there exists a constant β_0 such that setting $B_0 = \beta_0 D_0^3 n$ guarantees that Properties (a)–(d) of Definition 2 are satisfied by the drawing Δ_0 of $T[0]$ obtained by scaling the drawing Γ_0 of T up by B_0 . In the following, we often implicitly exploit $n \geq 1$ and $D_0 \geq 1$.

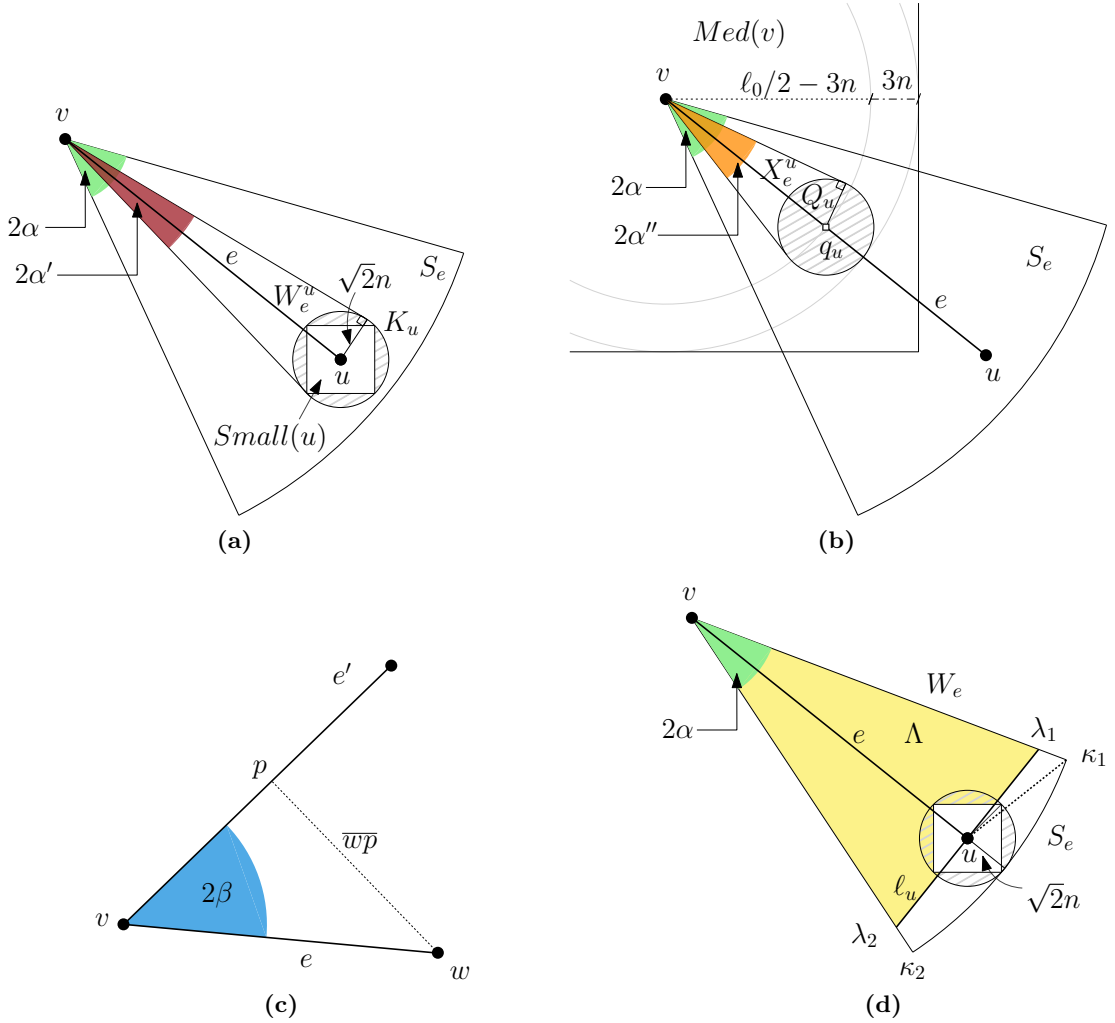


Fig. 6: Illustrations for the proof of Lemma 4. (a) Property (b.i). (b) Property (b.iii). (c) Property (b.iv). (d) Property (b.ii).

Regarding Property (a), recall that a node u of T is labeled **visited** in $T[0]$ if and only if u is a leaf. Hence, for a **visited** node u of $T[0]$, we have that $T_u = u$ and the drawing of T_u in Δ_0 is both upward canonical and downward canonical, trivially satisfying Property (a) of Definition 2.

We now show that Properties (b.i)–(b.iv) of Definition 2 hold. We denote by $\ell_\Gamma(e)$ the length of an edge e in a drawing Γ . For every edge $e = (v, u)$ of T where v is the parent of u and v is **unvisited**, let C_e be a circumference centered at v whose radius is a value $r_e = \ell_{\Delta_0}(e) + \sqrt{2}n$; also, let W_e be a wedge whose central angle is bisected by e and has a value 2α to be determined later. Let S_e be the sector of C_e determined by the intersection of C_e and W_e . We remark that r_e depends on the length of the edge e , whereas α is the same for all the sectors.

We start by showing that Property (b.i) holds; refer to Fig. 6a. In fact, we prove a stronger statement, namely that S_e encloses the disk K_u centered at u with radius $\sqrt{2}n$; note that K_u encloses $Small(u)$. Let W_e^u be the wedge containing u , centered at v , and delimited by the two lines passing through v that are tangent to K_u . Denote by $2\alpha'$ the angle spanned by W_e^u . In order for S_e to enclose K_u , it must happen that both C_e and W_e enclose K_u . Actually, the definition of r_e directly implies that C_e encloses K_u . Thus, in order to prove that W_e encloses K_u , we only need to show that $\alpha' \leq \alpha$. By looking at the right triangle whose corners are u , v , and one of the intersection points of the lines delimiting W_e^u with the boundary

of K_u , we have that $\alpha' = \arcsin\left(\frac{\sqrt{2n}}{\ell_{\Delta_0}(e)}\right)$. Moreover, since $\ell_{\Gamma_0}(e) \geq 1$ and since $B_0 = \beta_0 D_0^3 n$, we have $\ell_{\Delta_0}(e) \geq \beta_0 D_0^3 n$. Therefore, we have $\alpha' \leq \arcsin\left(\frac{\sqrt{2n}}{\beta_0 D_0^3 n}\right)$ and Property (b.i) is satisfied as long as

$$\alpha \geq \arcsin\left(\frac{\sqrt{2}}{\beta_0 D_0^3}\right). \quad (1)$$

Next, we show that Property (b.iii) holds; refer to Fig. 6b. Consider the disk Q_u with radius $3n$ centered at a point q_u of the straight-line segment representing e in Δ_0 at distance $\frac{\ell_0}{2} - 3n$ from v .

We first prove that Q_u contains a $2n$ -box B_u satisfying the conditions of Property (b.iii). Note that Q_u lies inside $Med(v)$. Further, Q_u does not contain v if $\frac{\ell_0}{2} - 3n > 3n$, that is $\frac{k_0 D_0^2 n}{2} > 6n$, which is true as long as

$$k_0 > 12. \quad (2)$$

If q_u is a grid point, then the $2n$ -box B_u whose center is $c_u = q_u$ lies inside $Med(v)$ (since it lies inside Q_u), has corners with integer coordinates, and it is such that $y_{\Delta_0}(c_u) \leq y_{\Delta_0}(v)$ if and only if $y_{\Delta_0}(u) \leq y_{\Delta_0}(v)$. If q_u is not a grid point, then consider the grid cell containing q_u . Let c_u be a corner of this cell such that $y_{\Delta_0}(c_u) \leq y_{\Delta_0}(v)$ if and only if $y_{\Delta_0}(u) \leq y_{\Delta_0}(v)$. Note that the distance between q_u and c_u is less than $\sqrt{2}$. Therefore, the $2n$ -box B_u whose center is c_u lies inside Q_u (given that $3n > \sqrt{2}n + \sqrt{2}$) and has corners with integer coordinates.

We now prove that S_e encloses Q_u . Let X_e^u be the wedge containing q_u , centered at v , and delimited by the two lines passing through v that are tangent to Q_u . Denote by $2\alpha''$ the angle spanned by X_e^u . In order for S_e to enclose Q_u , it must happen that W_e encloses Q_u ; this is implied by $\alpha'' \leq \alpha$, which we ensure next. By looking at the right triangle whose corners are q_u , v , and one of the intersection points of the lines delimiting X_e^u with the boundary of Q_u , we have that $\alpha'' = \arcsin\left(\frac{3n}{\frac{\ell_0}{2} - 3n}\right) = \arcsin\left(\frac{3n}{k_0 D_0^2 n / 2 - 3n}\right)$. By Eq. (2), we have $k_0 > 12$, which implies that $3n < \frac{k_0 D_0^2 n}{4}$. Hence, we have that $\alpha'' \leq \arcsin\left(\frac{3n}{k_0 D_0^2 n / 2 - k_0 D_0^2 n / 4}\right) = \arcsin\left(\frac{12}{k_0 D_0^2}\right)$, which implies that Property (b.iii) is satisfied if

$$\alpha \geq \arcsin\left(\frac{12}{k_0 D_0^2}\right). \quad (3)$$

Before discussing Property (b.iv), we prove the following.

Claim 3.1 *Let $A = (x_A, y_A)$, $B = (x_B, y_B)$, and $C = (x_C, y_C)$ be three non-collinear points on a $D \times D$ grid. Then the distance between A and the line containing the segment \overline{BC} is at least $\frac{1}{\sqrt{2}D}$.*

Proof. The distance in the statement is equal to

$$\frac{|(y_C - y_B)x_A - (x_C - x_B)y_A + x_C y_B - x_B y_C|}{\sqrt{(y_C - y_B)^2 + (x_C - x_B)^2}}. \quad (4)$$

Since the numerator of Eq. (4) is the modulus of an expression only containing multiplications and sums between integers, its value is a non-negative integer. Also, since points A , B , and C are not collinear, its value is at least 1. The square root at the denominator of Eq. (4) contains the sum of two values, each of which is at most D^2 . Hence, the value of the denominator of Eq. (4) is at most $\sqrt{2}D$. We thus have that the distance in the statement is at least $\frac{1}{\sqrt{2}D}$. \square

Next, we show that Property (b.iv) holds; refer to Fig. 6c. Let 2β be the smallest angle formed by any two edges e and e' incident to v . In order to prove that S_e and $S_{e'}$ are internally disjoint, it suffices to ensure that $\alpha < \beta$. In the case in which $\beta \geq 45^\circ$, we ensure that $\alpha < \beta$ by the constraint

$$\alpha < 45^\circ. \quad (5)$$

Suppose that $\beta < 45^\circ$. Without loss of generality, let $e = (v, w)$ be the shortest between e and e' in Γ_0 . Let p be the projection of w onto e' . We have that $\ell_{\Gamma_0}(e) \leq D_0$ and that the length $|\overline{wp}|$ of the segment connecting w and p in Γ_0 is at least $\frac{1}{\sqrt{2}D_0}$ by Claim 3.1. By looking at the right triangle whose

corners are v , w , and p , we have that $\sin(2\beta) = \frac{\|wp\|}{\ell_{r_0}(e)} \geq \frac{1}{\sqrt{2}D_0^2}$. Hence, by Eq. (5) we have that $\alpha < \beta$ as long as $\sin(2\alpha) \leq 2\sin(\alpha) < \sin(2\beta)$, which is ensured by the following constraint

$$\alpha < \arcsin\left(\frac{1}{2\sqrt{2}D_0^2}\right). \quad (6)$$

We now prove that Property (b.ii) holds; refer to Fig. 6d. We are going to use the following.

Claim 3.2 *Let \mathcal{C} be the closed disk defined by the inequality $x^2 + y^2 \leq 1$. Let $x_1 \geq x_0 > 0$ and let \mathcal{C}_1 be the subset of \mathcal{C} whose points have x -coordinate greater than or equal to x_1 . The points of \mathcal{C}_1 that are farthest from $(x_0, 0)$ are $(x_1, \pm\sqrt{1-x_1^2})$.*

Proof. First, note that the maximum distance from $(x_0, 0)$ is achieved by a point on the boundary of \mathcal{C}_1 . Let (x, y) be any point on the boundary of \mathcal{C}_1 . The distance between $(x_0, 0)$ and (x, y) is $d(x, y) = \sqrt{x^2 - 2xx_0 + x_0^2 + y^2}$. Since $x^2 + y^2 = 1$, we have $d(x, y) = \sqrt{1 - 2xx_0 + x_0^2}$. The derivative of $d(x, y)$ with respect to x is equal to $\frac{-x_0}{\sqrt{1-2xx_0+x_0^2}}$, which is negative when $x_0 > 0$. Hence, the maximum of $d(x, y)$ is achieved when $x = x_1$ and $y = \pm\sqrt{1-x_1^2}$. \square

We prove that the distance in Δ_0 between any point of the sector S_e and e is smaller than the distance between e and any node or edge of $T - \{T_u + e\}$; that is, all the nodes and edges of T that are not in $T_u + e$ are entirely outside S_e . Note that the distance between e and any node or edge of $T - \{T_u + e\}$ is at least $\frac{\beta_0 D_0^2 n}{\sqrt{2}}$, given that it is at least $\frac{1}{\sqrt{2}D_0}$ in Γ_0 by Claim 3.1.

Denote by κ_1 and κ_2 the intersections between the rays delimiting W_e and C_e . Consider the line ℓ_u perpendicular to e passing through u . We distinguish two cases, based on whether ℓ_u intersects the boundary of S_e in C_e or on the segments $\overline{v\kappa_1}$ and $\overline{v\kappa_2}$.

- In the former case, consider the intersection point p_κ between the segment $\overline{\kappa_1\kappa_2}$ and the edge e . Let \mathcal{K} be the region of the plane whose boundary is the triangle with corners v , κ_1 , and κ_2 . The distance between any point of \mathcal{K} and e is smaller than or equal to $\|\overline{p_\kappa\kappa_1}\|$. Further, by Claim 3.2, the distance between any point of $S_e \setminus \mathcal{K}$ and p_κ is also at most $\|\overline{p_\kappa\kappa_1}\|$. Note that $\|\overline{p_\kappa\kappa_1}\| \leq \ell_{\Delta_0}(e) \tan(\alpha)$.
- In the latter case, consider the intersection points λ_1 and λ_2 between the rays delimiting W_e and ℓ_u . Let Λ be the region of the plane whose boundary is the triangle with corners v , λ_1 , and λ_2 ; further, let Λ_1 (Λ_2) be the region of the plane whose boundary is the triangle with corners v , λ_1 , and κ_1 (resp. v , λ_2 , and κ_2); finally, let Λ_C be the region of the plane delimited by the segments $\overline{u\kappa_1}$ and $\overline{u\kappa_2}$, and by the arc of C_e between κ_1 and κ_2 . Note that $S_e = \Lambda \cup \Lambda_1 \cup \Lambda_2 \cup \Lambda_C$.

The distance between any point of Λ and e is smaller than or equal to $\|\overline{u\lambda_1}\|$. Further, the distance between any point of Λ_1 (Λ_2) and e is smaller than or equal to $\|\overline{u\kappa_1}\|$ (resp. $\|\overline{u\kappa_2}\|$). Finally, by Claim 3.2, the distance between any point of Λ_C and e is smaller than or equal to $\|\overline{u\kappa_1}\|$. Since λ_1 (λ_2) belongs to both Λ and Λ_1 (resp. Λ and Λ_2) and since κ_1 and κ_2 both belong to Λ_C , it follows that the distance between any point of S_e and e is smaller than or equal to $\|\overline{u\kappa_1}\|$.

Since $\|\overline{v\lambda_1}\| > \|\overline{vu}\|$, we have $\|\overline{\lambda_1\kappa_1}\| < \sqrt{2}n$. Further, by the triangular inequality, we have that $\|\overline{u\kappa_1}\| < \|\overline{u\lambda_1}\| + \|\overline{\kappa_1\lambda_1}\| < \ell_{\Delta_0}(e) \tan(\alpha) + \sqrt{2}n$.

In order to prove that Property (b.ii) holds, we show that $\ell_{\Delta_0}(e) \tan(\alpha) + \sqrt{2}n < \frac{\beta_0 D_0^2 n}{\sqrt{2}}$. Since $\tan(\alpha) = \frac{\sin(\alpha)}{\cos(\alpha)}$ and by the constraint $\alpha < 45^\circ$, we have $\tan(\alpha) \leq \sqrt{2} \sin(\alpha)$. Hence, $\ell_{\Delta_0}(e) \tan(\alpha) + \sqrt{2}n < \sqrt{2} \sin(\alpha) \ell_{\Delta_0}(e) + \sqrt{2}n < \sqrt{2} \sin(\alpha) \beta_0 D_0^4 n + \sqrt{2}n < 2\sqrt{2} \sin(\alpha) \beta_0 D_0^4 n$. Thus, we have $2\sqrt{2} \sin(\alpha) \beta_0 D_0^4 n < \frac{\beta_0 D_0^2 n}{\sqrt{2}}$ as long as $4D_0^2 \sin(\alpha) < 1$. This gives us the constraint

$$\alpha < \arcsin\left(\frac{1}{4D_0^2}\right). \quad (7)$$

Concerning Property (c), note that the minimum distance between two nodes in Γ_0 is 1, given that Γ_0 is a grid drawing. Therefore, the minimum distance between two nodes in Δ_0 is at least $\beta_0 D_0^3 n$. Also, for any unvisited node v of $T[0]$, the points of $Large(v)$ that are furthest from v are its corners. Such points are at distance $\sqrt{2} \frac{\ell_0 + 4n}{2} = \sqrt{2} \frac{k_0 D_0^2 n + 4n}{2} \leq \frac{\sqrt{2}}{2} (k_0 + 4) D_0^2 n$ from v . Therefore, there exist no two

unvisited nodes v and w of $T[0]$ whose corresponding boxes $Large(v)$ and $Large(w)$ intersect in Δ_0 , as long as $\|\overline{vw}\| \geq \beta_0 D_0^3 n > \sqrt{2}(k_0 + 4)D_0^2 n$, which is true if the following holds

$$\beta_0 > \sqrt{2}(k_0 + 4). \quad (8)$$

Consider Property (d) of [Definition 2](#). The fact that, for any unvisited node v , the box $Large(v)$ does not contain any node different from v follows from the same arguments exploited for Property (c), as long as [Eq. \(8\)](#) holds.

We prove that, for any edge e that is not incident to v , the sector S_e does not intersect $Large(v)$; since S_e contains e , this implies that e does not intersect $Large(v)$ either. Let s be the straight-line segment representing e in Δ_0 . As argued when proving Property (b.ii), any point of S_e is at distance at most $\ell_{\Delta_0}(e) \tan(\alpha) + \sqrt{2}n < 2\sqrt{2} \sin(\alpha) \beta_0 D_0^4 n$ from s . Further, the maximum distance of any point of $Large(v)$ from v is $\sqrt{2} \frac{k_0 D_0^2 n + 4n}{2} < \sqrt{2} k_0 D_0^2 n$, where we exploited [Eq. \(2\)](#). By [Claim 3.1](#), we have that the minimum distance between s and v is at least $\frac{1}{\sqrt{2}D_0}$ in Γ_0 and, thus, at least $\frac{\beta_0}{\sqrt{2}} D_0^2 n$ in Δ_0 . Therefore, the box $Large(v)$ is not traversed by S_e as long as $\frac{\beta_0}{\sqrt{2}} D_0^2 n > \sqrt{2} k_0 D_0^2 n + 2\sqrt{2} \sin(\alpha) \beta_0 D_0^4 n$, that is $\beta_0 > 2k_0 + 4 \sin(\alpha) \beta_0 D_0^2$. We have $4 \sin(\alpha) \beta_0 D_0^2 < \beta_0/2$ as long as

$$\alpha < \arcsin\left(\frac{1}{8D_0^2}\right), \quad (9)$$

hence Property (d) is satisfied as long as

$$\beta_0 > 4k_0. \quad (10)$$

We now choose $k_0 = 150$, $\beta_0 = 800$, and $\alpha = \arcsin(\frac{0.1}{D_0^2})$. We have that [Eqs. \(2\), \(8\) and \(10\)](#) are satisfied by the choice of k_0 and β_0 . Inequalities [Eqs. \(5\) to \(7\)](#) are weaker than inequality [Eq. \(9\)](#), which is true since $\frac{1}{8} > 0.1$. Inequality [Eq. \(3\)](#) holds true since $\frac{12}{k_0} < 0.1$. Inequality [Eq. \(1\)](#) holds true since $\frac{\sqrt{2}}{\beta_0} < 0.1$ and $D_0 \geq 1$.

4.2 Proof of [Lemma 5](#)

We denote by T^* the tree obtained by removing T_{v_i} from T . Let Δ_i be the drawing of T obtained from Δ_{i-1} by redrawing T_{v_i} so that it is upward canonical, if $v_i = r(T)$ or if $v_i \neq r(T)$ and $y_{\Delta_{i-1}}(v_i) \leq y_{\Delta_{i-1}}(p(v_i))$, or downward canonical, otherwise, while keeping the placement of v_i and of every node of T^* unchanged. We have the following.

Lemma 6. *The drawing Δ_i is a partially-canonical drawing of $T[i]$.*

Proof. By construction, the drawing Δ_i is such that:

- (1) the drawing of T^* is the same both in Δ_i and in Δ_{i-1} ,
- (2) v_i is in the same position in Δ_i and in Δ_{i-1} , and
- (3) the drawing of T_{v_i} in Δ_i is upward canonical, if $v_i = r(T)$ or if $v_i \neq r(T)$ and $y_{\Delta_{i-1}}(v_i) \leq y_{\Delta_{i-1}}(p(v_i))$, or downward canonical, otherwise.

The drawing Δ_i is straight-line by construction and it is an order-preserving grid drawing since Δ_{i-1} is. The planarity of Δ_i can be proved as follows. First, the drawing of $T^* + (v_i, p(v_i))$ in Δ_i is planar since it coincides with the drawing of $T^* + (v_i, p(v_i))$ in Δ_{i-1} , by (1) and (2), and since Δ_{i-1} is planar. Second, the drawing of T_{v_i} in Δ_i is planar since it is a canonical drawing, by construction. Third, the drawing of T_{v_i} in Δ_i does not intersect any node or edge of T^* ; namely, the drawing of T_{v_i} in Δ_i is contained in $Small(v_i)$, by [Remark 4](#); further $Small(v_i)$ is contained in $Large(v_i)$, by definition; finally, $Large(v_i)$ contains no node or edge of T^* , by Property (d) of Δ_{i-1} . Fourth, the drawing of T_{v_i} in Δ_i does not intersect the edge $(v_i, p(v_i))$, if such an edge exists, by (3).

We now show that Δ_i satisfies Properties (a)–(d) of [Definition 2](#).

We start with Property (a). Consider any visited node u . If u is not a node of T_{v_i} , then $T_u \subset T^*$. Thus, Property (a) holds for u due to (1) and to the fact that Δ_{i-1} satisfies Property (a). If u is a node of T_{v_i} , then the property holds due to (3).

We show that Δ_i satisfies Properties (b.i)–(b.iv) of [Definition 2](#) by defining the sector S_e , for each edge $e = (u, v)$ where v is the parent of u and v is **unvisited**, as the one defined for the edge e in Δ_{i-1} . Note that any **unvisited** node v of $T[i]$ is also **unvisited** in $T[i-1]$.

Property (b.i) holds since the **unvisited** nodes of $T[i]$, as well as their children, have the same placement in Δ_i and in Δ_{i-1} (by (1) and (2)) and since Δ_{i-1} satisfies Property (b.i).

We show that Property (b.ii) holds. Consider any edge $e = (u, v)$ of $T[i]$, where v is the parent of u and v is **unvisited**; note that v is a node of T^* . By (1) and since Δ_{i-1} satisfies Property (b.ii), we have that S_e contains no node of T^* with the exception of v and of, possibly, the nodes of T_u , and contains no edge of T^* with the exception of (u, v) and of, possibly, the edges of T_u . If $u = v_i$ or if u is a proper ancestor of v_i , then this completes the proof. Otherwise, it remains to argue that S_e contains no node or edge of T_{v_i} ; this follows from the fact that S_e does not intersect $Large(v_i)$, by Property (d) of Δ_{i-1} and by (1) and (2), and from the fact that the drawing of T_{v_i} in Δ_i is canonical, hence by [Remark 4](#) it is contained in $Small(v_i)$ and thus in $Large(v_i)$.

The drawing Δ_i trivially satisfies Properties (b.iii) and (b.iv), given that Δ_{i-1} satisfies the same properties, and given that the sector S_e of any edge $e = (u, v)$ of $T[i]$, where v is **unvisited** and u is a child of v , is the same both in Δ_{i-1} and in Δ_i , by (1) and (2) and by construction.

We show that Δ_i satisfies Property (c) of [Definition 2](#). First, for any two **unvisited** nodes v and w of $T[i-1]$, it holds $Large(v) \cap Large(w) = \emptyset$ in Δ_{i-1} , since Δ_{i-1} satisfies Property (c) of [Definition 2](#). Further, any node that is **unvisited** in $T[i]$ is also **unvisited** in $T[i-1]$. Finally, by (1) the **unvisited** nodes of $T[i]$ have the same placement in Δ_i as in Δ_{i-1} . Thus, Property (c) of [Definition 2](#) holds for Δ_i .

We show that Δ_i satisfies Property (d) of [Definition 2](#). Consider any **unvisited** node v of $T[i]$ and note that v is in T^* . By (1) the node v has the same placement in Δ_i as in Δ_{i-1} , hence the box $Large(v)$ is the same both in Δ_i and in Δ_{i-1} . By (1) and (2) and since Δ_{i-1} satisfies Property (d) of [Definition 2](#), it follows that $Large(v)$ contains no node of $T^* + (v_i, p(v_i))$ different from v , and any edge e of $T^* + (v_i, p(v_i))$ or any sector S_e of an edge e of $T^* + (v_i, p(v_i))$ intersecting $Large(v)$ is such that e is incident to v . Further, $Large(v)$ contains no node or edge of T_{v_i} since the drawing of T_{v_i} in Δ_i is contained in $Small(v_i)$, by [Remark 4](#), since $Small(v_i)$ is contained in $Large(v_i)$, by definition, and since $Large(v) \cap Large(v_i) = \emptyset$, by Property (c) of Δ_{i-1} . Finally, note that no sector is defined for any edge of T_{v_i} , as all the nodes of T_{v_i} are **visited** in $T[i]$. \square

In order to prove [Lemma 5](#), it remains to show how to construct an $O(\deg(v_i))$ -step planar morph $\mathcal{M}_{i-1,i}$ from Δ_{i-1} to Δ_i such that $w(\mathcal{M}_{i-1,i}) \leq w(\Delta_0) + \ell_0 + 4n$ and $h(\mathcal{M}_{i-1,i}) \leq h(\Delta_0) + \ell_0 + 4n$. This is done in several phases as follows. Since the drawing of T^* stays unchanged during $\mathcal{M}_{i-1,i}$, no two edges in T^* cross during such a morph. Thus, we will omit to repeat this in the proofs of the planarity of the morphing steps that compose $\mathcal{M}_{i-1,i}$.

First, consider the drawing Δ' of T obtained as described next; refer to [Fig. 7](#). Initialize $\Delta' = \Delta_{i-1}$. Then, for each child u of v_i , translate the drawing of T_u (which is an upward or downward canonical drawing, by Property (a) of Δ_{i-1}) so that u is at the center of a $2n$ -box B_u that lies in the intersection between S_e and $Med(v_i)$, whose corners have integer coordinates, and whose center c_u is such that $y_{\Delta_{i-1}}(c_u) \leq y_{\Delta_{i-1}}(v_i)$ if and only if $y_{\Delta_{i-1}}(u) \leq y_{\Delta_{i-1}}(v_i)$; such a box exists by Property (b.iii) of Δ_{i-1} .

Claim 3.3 *The morph $\langle \Delta_{i-1}, \Delta' \rangle$ is planar.*

Proof. First, for each child u of v_i , the drawing of T_u lies in the interior of the sector S_e with $e = (v_i, u)$ both in Δ_{i-1} and in Δ' ; the former follows by Property (b.i) of Δ_{i-1} and by [Remark 4](#), while the latter follows by Property (b.iii) of Δ_{i-1} , by [Remark 4](#), and by construction. It follows that the drawing of $T_u + (v_i, u)$ lies in the interior of S_e throughout the morph $\langle \Delta_{i-1}, \Delta' \rangle$. Thus, by Properties (b.ii) and (b.iv) of Δ_{i-1} , the drawing of $T_u + (v_i, u)$ crosses neither the drawing of $T^* + (v_i, p(v_i))$ nor the drawing of $T_w + (v_i, w)$ during $\langle \Delta_{i-1}, \Delta' \rangle$, where $w \neq u$ is a child of v_i .

It remains to prove that no two edges in $T_u + (v_i, u)$ cross each other during $\langle \Delta_{i-1}, \Delta' \rangle$, for each child u of v_i . By construction, the drawing of T_u in Δ' is a translation of the drawing of T_u in Δ_{i-1} , hence no two edges of T_u cross during the morph. Further, by construction, we have $y_{\Delta_{i-1}}(c_u) \leq y_{\Delta_{i-1}}(v_i)$ if and only if $y_{\Delta_{i-1}}(u) \leq y_{\Delta_{i-1}}(v_i)$. This implies that v_i lies above u in Δ' if and only if it lies above u in Δ_{i-1} . Therefore, the edge (v_i, u) does not cross any edge of T_u during the morph. This concludes the proof that $\langle \Delta_{i-1}, \Delta' \rangle$ is planar. \square

Second, we show how to move the subtrees rooted at the children of v_i in the interior of $Large(v_i)$, so that they land in the position they have in Δ_i . By Property (d) of Δ_{i-1} , no node or edge of T^* intersects

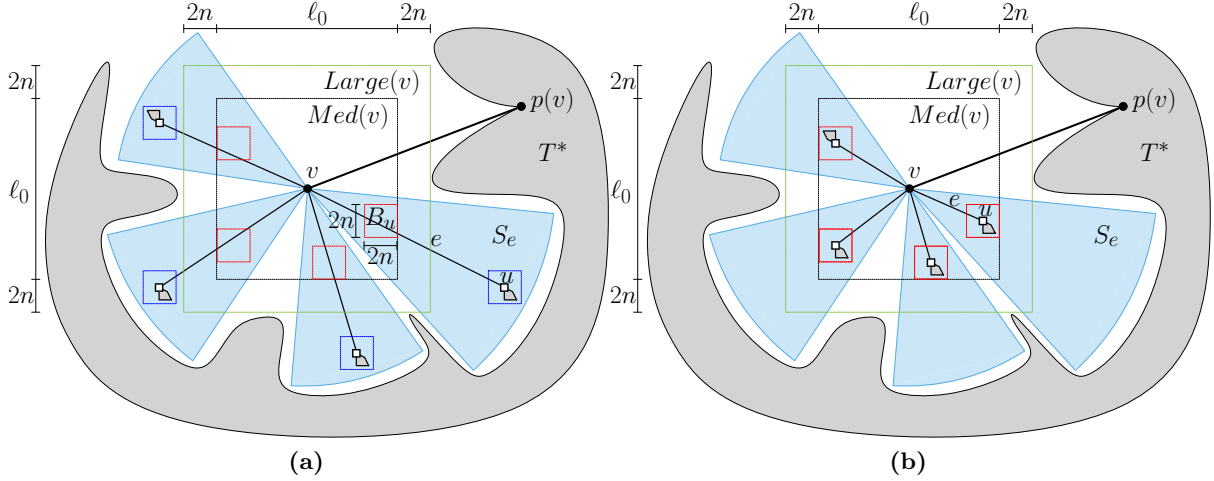


Fig. 7: (a) A partially-canonical drawing Δ_{i-1} of the tree $T[i-1]$; the subtree T^* lies in the gray region, visited and unvisited nodes are represented as squares and circles, respectively. (b) The drawing Δ' of the morph $\langle \Delta_{i-1}, \Delta' \rangle$ of Claim 3.3.

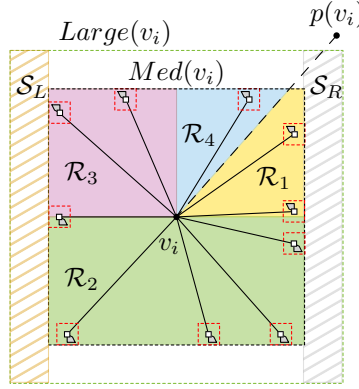


Fig. 8: Regions for v_i .

$Large(v_i)$. Since the drawing of $T^* + (v_i, p(v_i))$ stays unchanged throughout the morph from Δ' to Δ_i , no node or edge of T^* crosses any node or edge of $T_{v_i} + (v_i, p(v_i))$ during such a morph. Thus, in the proofs of the planarity of the morphing steps that compose the morph from Δ' to Δ_i , we will only need to prove that the subtrees rooted at the children of v_i do not cross each other and do not cross the edges incident to v_i .

The way we move the subtrees rooted at the children of v_i depends on their placement with respect to v_i and to the drawing of the edge $(v_i, p(v_i))$. We assume that, if $v_i \neq r(T)$, then $y(p(v_i)) \geq y(v_i)$ and $x(p(v_i)) \geq x(v_i)$; the other cases can be treated similarly. We distinguish four regions \mathcal{R}_1 , \mathcal{R}_2 , \mathcal{R}_3 , and \mathcal{R}_4 defined as follows; refer to Fig. 8. Let $h_{\rightarrow}(v)$ and $h_{\leftarrow}(v)$ be the horizontal rays originating at a node v and directed rightward and leftward, respectively. Further, let $h_{\uparrow}(v)$ and $h_{\downarrow}(v)$ be the vertical rays originating at a node v and directed upward and downward, respectively.

Region \mathcal{R}_1 is defined as follows. If $v_i = r(T)$, then \mathcal{R}_1 is the intersection of $Med(v_i)$ with the wedge centered at v_i obtained by clockwise rotating $h_{\uparrow}(v_i)$ until it coincides with $h_{\rightarrow}(v_i)$. Otherwise, \mathcal{R}_1 is the intersection of $Med(v_i)$ with the wedge centered at v_i obtained by counter-clockwise rotating $h_{\rightarrow}(v_i)$ until it passes through $p(v_i)$; note that, if $(v_i, p(v_i))$ is a horizontal segment, then $\mathcal{R}_1 = \emptyset$.

Region \mathcal{R}_2 is the rectangular region that is the lower half of $Med(v_i)$;

Region \mathcal{R}_3 is the intersection of $Med(v_i)$ with the wedge centered at v_i obtained by clockwise rotating $h_{\leftarrow}(v_i)$ until it coincides with $h_{\uparrow}(v_i)$; and

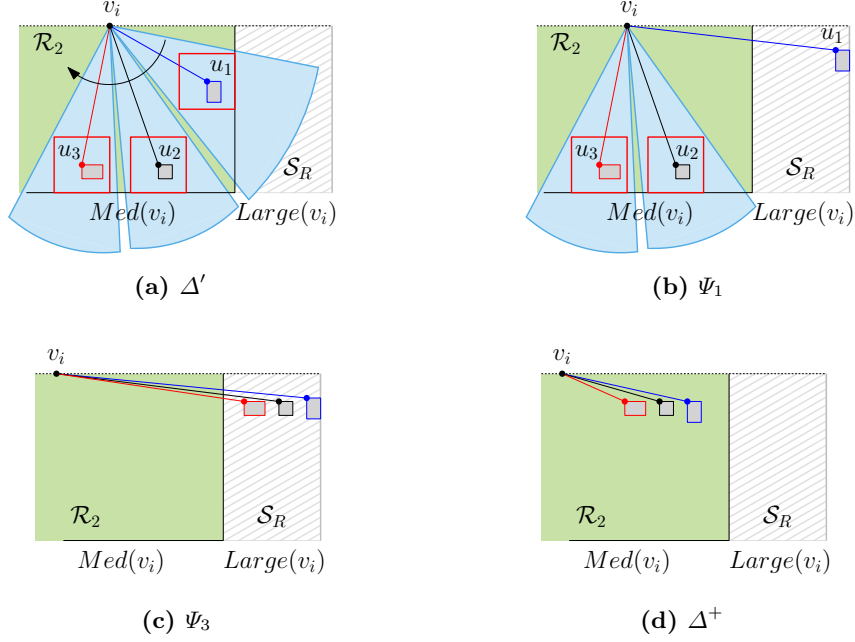


Fig. 9: Illustrations for the proof of Lemma 5.

Region \mathcal{R}_4 is defined as follows. If $v_i = r(T)$, then $\mathcal{R}_4 = \emptyset$. Otherwise, \mathcal{R}_4 is the intersection of $Med(v_i)$ with the wedge centered at v_i obtained by clockwise rotating $h_{\uparrow}(v_i)$ until it passes through $p(v_i)$; note that, if $(v_i, p(v_i))$ is a vertical segment, then $\mathcal{R}_4 = \emptyset$.

Note that $Med(v_i) = \mathcal{R}_1 \cup \mathcal{R}_2 \cup \mathcal{R}_3 \cup \mathcal{R}_4$.

We define two more regions, which will be exploited as “buffer regions” to allow rotations of subtrees via Lemma 3 in a safe way; refer again to Fig. 8. Let \mathcal{S}_L and \mathcal{S}_R be the rectangular regions in Δ' containing all the points in $Large(v_i) - Med(v_i)$ to the left of the left side of $Med(v_i)$ and to the right of the right side of $Med(v_i)$, respectively. By Properties (b.iii) and (d) of the partially-canonical drawing Δ_{i-1} , by the construction of Δ' , and by the assumptions that, if $v_i \neq r(T)$, then $y(p(v_i)) \geq y(v_i)$ and $x(p(v_i)) \geq x(v_i)$, we have that \mathcal{S}_L is empty, while \mathcal{S}_R may only contain the drawing of the part of the edge $(v_i, p(v_i))$ that possibly traverses such a region.

We start by dealing with the children u_j of v_i that lie in the interior of \mathcal{R}_2 ; refer to Fig. 9. Consider the edges (v_i, u_j) in the order $(v_i, u_1), (v_i, u_2), \dots, (v_i, u_m)$ in which such edges are encountered while clockwise rotating $h_{\rightarrow}(v_i)$; see Fig. 9a. Let Ψ_1 be the drawing obtained from Δ' by translating the drawing of the tree T_{u_1} so that u_1 lies one unit below v_i and so that the right side of the bounding box of the drawing of T_{u_1} lies upon the right side of $Large(v_i)$; refer to Fig. 9b.

Claim 3.4 *The morph $\langle \Delta', \Psi_1 \rangle$ is planar.*

Proof. By Remark 4, we have that the drawing of T_{u_1} in Ψ_1 lies in \mathcal{S}_R , hence the drawing of T_{u_1} is in $Large(v_i)$ throughout $\langle \Delta', \Psi_1 \rangle$. Note that only $T_{u_1} + (v_i, u_1)$ moves during $\langle \Delta', \Psi_1 \rangle$, hence any crossing during such a morph involves an edge of $T_{u_1} + (v_i, u_1)$ and an edge of $T_{v_i} + (v_i, p(v_i))$.

First, no two edges of T_{u_1} cross each other during $\langle \Delta', \Psi_1 \rangle$ since the drawing of T_{u_1} in Ψ_1 is a translation of the drawing of T_{u_1} in Δ' .

Second, since the edge (v_i, u_1) lies above the drawing of T_{u_1} both in Δ' and in Ψ_1 , it lies above the drawing of T_{u_1} throughout $\langle \Delta', \Psi_1 \rangle$, hence it does not cross any edge of T_{u_1} .

It remains to prove that no edge of $T_{u_1} + (v_i, u_1)$ crosses an edge of $T_{v_i} + (v_i, p(v_i))$ that is not in $T_{u_1} + (v_i, u_1)$. Consider the region $R(u_1)$ which is the intersection of $Large(v_i)$ and the wedge obtained by clockwise rotating the ray $h_{\rightarrow}(v_i)$ around v_i until it passes through both rays delimiting the sector S_{v_i, u_1} . We have that T_{u_1} moves in the interior of $R(u_1)$ during the morph. Further, by Properties (b.iii) and (b.iv) of the partially-canonical drawing Δ_{i-1} , and by the assumptions that $y(p(v_i)) \geq y(v_i)$, that

$x(p(v_i)) \geq x(v_i)$, and that (v_i, u_1) is the first edge incident to v_i that is encountered while clockwise rotating $h_{\rightarrow}(v_i)$, it follows that $R(u_1)$ does not contain any edge of $T_{v_i} + (v_i, p(v_i))$ that is not in $T_{u_1} + (v_i, u_1)$ throughout the morph $\langle \Delta', \Psi_1 \rangle$. Hence, no edge of $T_{u_1} + (v_i, u_1)$ crosses an edge of $T_{v_i} + (v_i, p(v_i))$ that is not in $T_{u_1} + (v_i, u_1)$. \square

For $j = 2, \dots, m$, let Ψ_j be the drawing obtained from Ψ_{j-1} by translating the drawing of the tree T_{u_j} so that u_j lies one unit below v_i and so that the right side of the bounding box of the drawing of T_{u_j} lies one unit to the left of u_{j-1} ; refer to Fig. 9c.

Claim 3.5 *For $j = 2, \dots, m$, the morph $\langle \Psi_{j-1}, \Psi_j \rangle$ is planar.*

Proof. By Remark 4, we have that the drawing of T_{u_j} in Ψ_j lies in \mathcal{S}_R , hence the drawing of T_{u_j} is in $Large(v_i)$ throughout $\langle \Psi_{j-1}, \Psi_j \rangle$. Note that only $T_{u_j} + (v_i, u_j)$ moves during $\langle \Psi_{j-1}, \Psi_j \rangle$, hence any crossing during such a morph involves an edge of $T_{u_j} + (v_i, u_j)$ and an edge of $T_{v_i} + (v_i, p(v_i))$.

First, no two edges of T_{u_j} cross each other during $\langle \Psi_{j-1}, \Psi_j \rangle$ since the drawing of T_{u_j} in Ψ_j is a translation of the drawing of T_{u_j} in Ψ_{j-1} .

Second, since the edge (v_i, u_j) lies above the drawing of T_{u_j} both in Ψ_{j-1} and in Ψ_j , it lies above the drawing of T_{u_j} throughout $\langle \Psi_{j-1}, \Psi_j \rangle$, hence it does not cross any edge of T_{u_j} .

It remains to prove that no edge of $T_{u_j} + (v_i, u_j)$ crosses an edge of $T_{v_i} + (v_i, p(v_i))$ that is not in $T_{u_j} + (v_i, u_j)$. First, by the assumption that $y(p(v_i)) \geq y(v_i)$ and since the drawing of $T_{u_j} + (v_i, u_j)$ stays in the lower half of $Large(v_i)$ throughout $\langle \Psi_{j-1}, \Psi_j \rangle$, we have that the drawing of $T_{u_j} + (v_i, u_j)$ does not cross the edge $(v_i, p(v_i))$, if such an edge exists. Second, we deal with possible crossings between $T_{u_j} + (v_i, u_j)$ and $T_{u_l} + (v_i, u_l)$, for any $l = j+1, \dots, m$. Consider the region $R(u_j)$ which is the intersection of $Large(v_i)$ and the wedge obtained by clockwise rotating the ray $h_{\rightarrow}(v_i)$ around v_i until it passes through both rays delimiting the sector S_{v_i, u_j} . We have that T_{u_j} moves in the interior of $R(u_j)$ during the morph. By Properties (b.iii) and (b.iv) of the partially-canonical drawing Δ_{i-1} , the region $R(u_j)$ does not contain any edge of $T_{u_l} + (v_i, u_l)$ throughout $\langle \Psi_{j-1}, \Psi_j \rangle$, hence no edge of $T_{u_j} + (v_i, u_j)$ crosses any edge of $T_{u_l} + (v_i, u_l)$. Third, we deal with possible crossings between $T_{u_j} + (v_i, u_j)$ and $T_{u_l} + (v_i, u_l)$, for any $l = 1, \dots, j-1$. The edge (v_i, u_l) is above the drawing of $T_{u_j} + (v_i, u_j)$ throughout $\langle \Psi_{j-1}, \Psi_j \rangle$, hence (v_i, u_l) does not cross any edge of $T_{u_j} + (v_i, u_j)$. Finally, the drawing of T_{u_l} is to the right of the drawing of $T_{u_j} + (v_i, u_j)$ throughout $\langle \Psi_{j-1}, \Psi_j \rangle$, hence no edge of T_{u_l} crosses any edge of $T_{u_j} + (v_i, u_j)$. \square

Let Δ^+ be the drawing obtained from Ψ_m by horizontally translating every subtree T_{u_j} so that u_j lands at the position it has in Δ_i , for $j = 1, 2, \dots, m$; see Figs. 9c and 9d.

Claim 3.6 *The morph $\langle \Psi_m, \Delta^+ \rangle$ is planar.*

Proof. Let T_2 be the rooted ordered tree composed of the node v_i and of $T_{u_j} + (v_i, u_j)$, for $j = 1, \dots, m$; that is, T_2 is the tree obtained from T_{v_i} by removing the nodes of the subtrees rooted at the children of v_i in $\mathcal{R}_1, \mathcal{R}_3$, and \mathcal{R}_4 , and their incident edges. By Remark 4, we have that the drawing of T_2 in Δ^+ lies in $Small(v_i)$, hence the drawing of T_2 is in $Large(v_i)$ throughout $\langle \Psi_m, \Delta^+ \rangle$. Note that only the nodes of T_2 move during $\langle \Psi_m, \Delta^+ \rangle$, hence any crossing during such a morph involves an edge of T_2 and an edge of $T_{v_i} + (v_i, p(v_i))$.

By the assumption that $y(p(v_i)) \geq y(v_i)$ and since the drawing of T_2 stays in the lower half of $Large(v_i)$ throughout $\langle \Psi_m, \Delta^+ \rangle$, we have that the drawing of T_2 does not cross the edge $(v_i, p(v_i))$, if such an edge exists, and does not cross any edge of a subtree of T_{v_i} rooted at a child of v_i that lies in $\mathcal{R}_1, \mathcal{R}_3$, or \mathcal{R}_4 . Finally, the drawing of T_2 is order-preserving, strictly-upward, straight-line, and planar both in Ψ_m and in Δ^+ ; further, by construction, we have $y_{\Psi_m}(v) = y_{\Delta^+}(v)$, for each node v of T_2 . Thus, the linear morph $\langle \Psi_m, \Delta^+ \rangle$ is planar, by Lemma 1. \square

Next, we deal with the children w_j of v_i that lie in the interior of \mathcal{R}_1 . Consider the edges (v_i, w_j) in the order $(v_i, w_1), (v_i, w_2), \dots, (v_i, w_\ell)$ in which such edges are encountered while counter-clockwise rotating $h_{\rightarrow}(v_i)$ around v_i ; refer to Fig. 10. We are going to move the subtrees rooted at the children of v_i in \mathcal{R}_1 , one by one in the order $T_{w_1}, T_{w_2}, \dots, T_{w_\ell}$, so that they land in the position that they have in Δ_i . Such a movement consists of four phases. First, we rotate the drawing of T_{w_j} so that it becomes leftward canonical (see Fig. 10b). Second, we translate the drawing of T_{w_j} so that w_j lies in the interior of S_R and one unit below v_i (see Fig. 10c). Third, we rotate the drawing of T_{w_j} so that it becomes upward

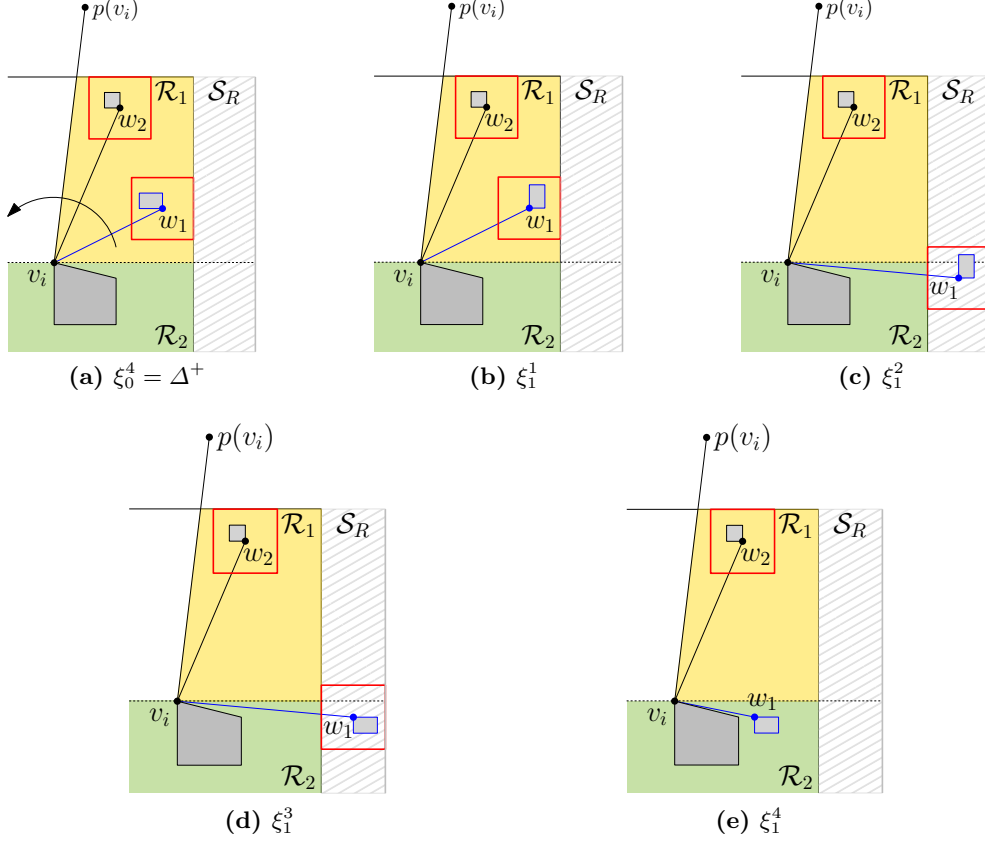


Fig. 10: Illustrations for Lemma 5, focused on the children of v_i that lie in \mathcal{R}_1 .

canonical (see Fig. 10d). Finally, we horizontally translate the drawing of T_{w_j} to its final position in Δ_i (see Fig. 10e). We now provide the details of the above transformations.

For $j = 1, \dots, \ell$, let ξ_{j-1}^4 be a drawing of T with the following properties, where $\xi_0^4 = \Delta^+$ (refer to Figs. 10a and 10e, showing ξ_0^4 and ξ_1^4 , respectively):

- (P1) the drawing of T^* is the same as in Δ_i ;
- (P2) v_i lies at the same point as in Δ_i ;
- (P3) the drawing of the subtrees $T_{u_1}, T_{u_2}, \dots, T_{u_m}$ and $T_{w_1}, T_{w_2}, \dots, T_{w_{j-1}}$ is the same as in Δ_i ;
- (P4) the drawing of the subtrees $T_{w_j}, T_{w_{j+1}}, \dots, T_{w_\ell}$ is the same as in Δ^+ ; and
- (P5) the drawing of the subtrees of T_{v_i} rooted at the children of v_i that lie in the interior of \mathcal{R}_3 and \mathcal{R}_4 is the same as in Δ^+ .

For $j = 1, \dots, \ell$, we construct a drawing ξ_j^1 from ξ_{j-1}^4 by rotating T_{w_j} so that it is leftward canonical in ξ_j^1 and by leaving the position of the nodes not in T_{w_j} unaltered. This rotation can be accomplished via a linear morph $\langle \xi_{j-1}^4, \xi_j^1 \rangle$ by Lemma 3.

Claim 3.7 For $j = 1, \dots, \ell$, the morph $\langle \xi_{j-1}^4, \xi_j^1 \rangle$ is planar.

Proof. By Remark 4, we have that the drawing of T_{w_j} in ξ_j^1 lies in $Small(w_j)$, hence the drawing of T_{w_j} is in $Large(v_i)$ throughout $\langle \xi_{j-1}^4, \xi_j^1 \rangle$. Note that only $T_{w_j} + (v_i, w_j)$ moves during $\langle \xi_{j-1}^4, \xi_j^1 \rangle$, hence any crossing during such a morph involves an edge of $T_{w_j} + (v_i, w_j)$ and an edge of $T_{v_i} + (v_i, p(v_i))$.

First, no two edges of T_{w_j} cross each other during $\langle \xi_{j-1}^4, \xi_j^1 \rangle$, by Lemma 3.

Second, since the edge (v_i, w_j) lies below the drawing of T_{w_j} both in ξ_{j-1}^4 and in ξ_j^1 , it lies below the drawing of T_{w_j} throughout $\langle \xi_{j-1}^4, \xi_j^1 \rangle$, hence it does not cross any edge of T_{w_j} .

It remains to prove that no edge of $T_{w_j} + (v_i, w_j)$ crosses an edge of $T_{v_i} + (v_i, p(v_i))$ that is not in $T_{w_j} + (v_i, w_j)$. No edge of $T_{w_j} + (v_i, w_j)$ crosses any edge of $T_{u_h} + (v_i, u_h)$, for any $h \in \{1, \dots, m\}$, and

any edge of $T_{w_h} + (v_i, w_h)$, for any $h \in \{1, \dots, j-1\}$, by Property (P3). Further, no edge of $T_{w_j} + (v_i, w_j)$ crosses any edge of $T_{w_h} + (v_i, w_h)$, for any $h \in \{j+1, \dots, \ell\}$, by Properties (P4) and (P5) and since the sector $S_{(v_i, w_j)}$, which contains $Small(w_j)$ (by Property (b.i) of Δ_{i-1}) and hence the drawing of $T_{w_j} + (v_i, w_j)$ throughout the morph $\langle \xi_{j-1}^4, \xi_j^1 \rangle$, does not intersect the sector $S_{(v_i, w_h)}$ (by Property (b.iv) of Δ_{i-1}), which contains $Small(w_h)$ (by Property (b.i) of Δ_{i-1}) and hence the drawing of $T_{w_h} + (v_i, w_h)$ throughout the morph $\langle \xi_{j-1}^4, \xi_j^1 \rangle$. The same arguments prove that no edge of $T_{w_j} + (v_i, w_j)$ crosses any edge of $T_{w_h} + (v_i, w_h)$, for any $h \in \{j+1, \dots, \ell\}$, crosses any edge of a subtree of T_{v_i} rooted at a child of v_i lying in \mathcal{R}_3 or in \mathcal{R}_4 . \square

For $j = 1, \dots, \ell$, let ξ_j^2 be the drawing obtained from ξ_j^1 by translating the drawing of T_{w_j} in such a way that w_j lies one unit below v_i and so that the right side of $Small(w_j)$ lies upon the right side of $Large(v_i)$.

Claim 3.8 *For $j = 1, \dots, \ell$, the morph $\langle \xi_j^1, \xi_j^2 \rangle$ is planar.*

Proof. By Remark 4, we have that the drawing of T_{w_j} in ξ_j^1 lies in $Small(w_j)$, hence the drawing of T_{w_j} is in $Large(v_i)$ throughout $\langle \xi_j^1, \xi_j^2 \rangle$. Note that only $T_{w_j} + (v_i, w_j)$ moves during $\langle \xi_j^1, \xi_j^2 \rangle$, hence any crossing during such a morph involves an edge of $T_{w_j} + (v_i, w_j)$ and an edge of $T_{v_i} + (v_i, p(v_i))$.

First, no two edges of T_{w_j} cross each other during $\langle \xi_j^1, \xi_j^2 \rangle$ since the drawing of T_{w_j} in ξ_j^2 is a translation of the drawing of T_{w_j} in ξ_j^1 .

Second, since the edge (v_i, w_j) lies to the left of the drawing of T_{w_j} both in ξ_j^1 and in ξ_j^2 , it lies to the left of the drawing of T_{w_j} throughout $\langle \xi_j^1, \xi_j^2 \rangle$, hence it does not cross any edge of T_{w_j} .

It remains to prove that no edge of $T_{w_j} + (v_i, w_j)$ crosses an edge of $T_{v_i} + (v_i, p(v_i))$ that is not in $T_{w_j} + (v_i, w_j)$. First, consider the region $R(w_j)$ which is the intersection of $Large(w_j)$ and the wedge obtained by counter-clockwise rotating the ray $h_\downarrow(w_j)$ around w_j until it passes through both rays delimiting the sector S_{v_i, w_j} . We have that T_{w_j} moves in the interior of $R(w_j)$ during the morph. Further, by Property (P4), the region $R(w_j)$ does not contain any edge of $T_{w_h} + (v_i, w_h)$, for any $h \in \{j+1, \dots, \ell\}$, hence no edge of $T_{w_j} + (v_i, w_j)$ crosses any edge of $T_{w_h} + (v_i, w_h)$, for any $h \in \{j+1, \dots, \ell\}$. Similarly, no edge of $T_{w_j} + (v_i, w_j)$ crosses $(v_i, p(v_i))$ and, by Property (P5), no edge of $T_{w_j} + (v_i, w_j)$ crosses any edge of a subtree of T_{v_i} rooted at a child of v_i lying in \mathcal{R}_3 or in \mathcal{R}_4 . Next, we argue about the absence of crossings between the edges of $T_{w_j} + (v_i, w_j)$ and the edges of $T_{w_h} + (v_i, w_h)$, for any $h \in \{1, \dots, j-1\}$. The edge (v_i, w_j) lies above all the edges of $T_{w_h} + (v_i, w_h)$ throughout $\langle \xi_j^1, \xi_j^2 \rangle$. Further, T_{w_j} lies above T_{w_h} in every drawing of the morph $\langle \xi_j^1, \xi_j^2 \rangle$, except for ξ_j^2 , in which T_{w_j} is to the right of T_{w_h} . Finally, T_{w_j} lies above the line through (v_i, w_h) in ξ_j^1 and in ξ_j^2 , and hence throughout $\langle \xi_j^1, \xi_j^2 \rangle$. It follows that no edge of $T_{w_j} + (v_i, w_j)$ crosses any edge of $T_{w_h} + (v_i, w_h)$, for any $h \in \{1, \dots, j-1\}$. An analogous proof shows that no edge of $T_{w_j} + (v_i, w_j)$ crosses any edge of $T_{u_h} + (v_i, u_h)$, for any $h \in \{1, \dots, m\}$. \square

For $j = 1, \dots, \ell$, we construct a drawing ξ_j^3 from ξ_j^2 by rotating T_{w_j} so that it is upward canonical in ξ_j^3 and by leaving the position of the nodes not in T_{w_j} unaltered. This rotation can be accomplished via a linear morph $\langle \xi_j^2, \xi_j^3 \rangle$ by Lemma 3.

Claim 3.9 *For $j = 1, \dots, \ell$, the morph $\langle \xi_j^2, \xi_j^3 \rangle$ is planar.*

Proof. By Remark 4, we have that the drawing of T_{w_j} lies in $Small(w_j)$ both in ξ_j^2 and in ξ_j^3 , and hence throughout $\langle \xi_j^2, \xi_j^3 \rangle$. This implies that the drawing of T_{w_j} lies in $Large(v_i)$, and in particular in \mathcal{S}_R , throughout $\langle \xi_j^2, \xi_j^3 \rangle$. Note that only T_{w_j} moves during $\langle \xi_j^2, \xi_j^3 \rangle$, hence any crossing during such a morph involves an edge of T_{w_j} and an edge of $T_{v_i} + (v_i, p(v_i))$.

First, no two edges of T_{w_j} cross each other during $\langle \xi_j^2, \xi_j^3 \rangle$, by Lemma 3.

Second, since the edge (v_i, w_j) lies to the left of the drawing of T_{w_j} both in ξ_j^2 and in ξ_j^3 , it lies to the left of the drawing of T_{w_j} throughout $\langle \xi_j^2, \xi_j^3 \rangle$, hence it does not cross any edge of T_{w_j} .

Finally, no edge of T_{w_j} crosses any edge of $T_{v_i} + (v_i, p(v_i))$ that is not in $T_{w_j} + (v_i, w_j)$, as throughout $\langle \xi_j^2, \xi_j^3 \rangle$ the former lies in \mathcal{S}_R , while the latter lies in $Med(v_i)$. \square

For $j = 1, \dots, \ell$, let ξ_j^4 be the drawing obtained from ξ_j^3 by translating the drawing of T_{w_j} in such a way that w_j lands at the position it has in Δ_i (that is, one unit below v_i and one unit to the right of the rightmost node in $T_{w_{j-1}}$, if $j \geq 2$, or one unit to the right of the rightmost node in T_{u_m} , if $j = 1$ and v_i has children in \mathcal{R}_2 in Δ' , or one unit to the right of v_i if $j = 1$ and v_i has no child in \mathcal{R}_2 in Δ').

Claim 3.10 For $j = 1, \dots, \ell$, the morph $\langle \xi_j^3, \xi_j^4 \rangle$ is planar.

Proof. By Remark 4, we have that the drawing of T_{w_j} in ξ_j^3 lies in $Small(w_j)$, hence the drawing of T_{w_j} is in $Large(v_i)$ throughout $\langle \xi_j^3, \xi_j^4 \rangle$. Note that only $T_{w_j} + (v_i, w_j)$ moves during $\langle \xi_j^3, \xi_j^4 \rangle$, hence any crossing during such a morph involves an edge of $T_{w_j} + (v_i, w_j)$ and an edge of $T_{v_i} + (v_i, p(v_i))$.

First, no two edges of T_{w_j} cross each other during $\langle \xi_j^3, \xi_j^4 \rangle$ since the drawing of T_{w_j} in ξ_j^4 is a translation of the drawing of T_{w_j} in ξ_j^3 .

Second, since the edge (v_i, w_j) lies above the drawing of T_{w_j} both in ξ_j^3 and in ξ_j^4 , it lies above the drawing of T_{w_j} throughout $\langle \xi_j^3, \xi_j^4 \rangle$, hence it does not cross any edge of T_{w_j} .

It remains to prove that no edge of $T_{w_j} + (v_i, w_j)$ crosses an edge of $T_{v_i} + (v_i, p(v_i))$ that is not in $T_{w_j} + (v_i, w_j)$. First, the edges of $T_{w_j} + (v_i, w_j)$ lie below the horizontal line through v_i throughout $\langle \xi_j^3, \xi_j^4 \rangle$. Hence, no edge of $T_{w_j} + (v_i, w_j)$ crosses the edge $(v_i, p(v_i))$, or the edges of $T_{w_h} + (v_i, w_h)$, for any $h \in \{j+1, \dots, \ell\}$, or the edges of the subtrees of T_{v_i} rooted at the children of v_i lying in \mathcal{R}_3 or in \mathcal{R}_4 , as all such edges lie above the horizontal line through v_i throughout $\langle \xi_j^3, \xi_j^4 \rangle$. Next, we argue about the absence of crossings between the edges of $T_{w_j} + (v_i, w_j)$ and the edges of $T_{w_h} + (v_i, w_h)$, for any $h \in \{1, \dots, j-1\}$. The edge (v_i, w_j) lies above all the edges of $T_{w_h} + (v_i, w_h)$ throughout $\langle \xi_j^3, \xi_j^4 \rangle$. Further, T_{w_j} lies to the right of $T_{w_h} + (v_i, w_h)$ throughout $\langle \xi_j^3, \xi_j^4 \rangle$. It follows that no edge of $T_{w_j} + (v_i, w_j)$ crosses any edge of $T_{w_h} + (v_i, w_h)$, for any $h \in \{1, \dots, j-1\}$. An analogous proof shows that no edge of $T_{w_j} + (v_i, w_j)$ crosses any edge of $T_{u_h} + (v_i, u_h)$, for any $h \in \{1, \dots, m\}$. \square

Note that ξ_j^4 satisfies Properties (P1)–(P5), given that ξ_{j-1}^4 satisfies the same properties and given that during the morph $\langle \xi_{j-1}^4, \xi_j^1, \xi_j^2, \xi_j^3, \xi_j^4 \rangle$ only the nodes of T_{w_j} move, from their position in Δ^+ to their position in Δ_i . Eventually, the drawing ξ_j^4 coincides with Δ_i , except for the drawing of the subtrees lying in the interior of \mathcal{R}_3 and \mathcal{R}_4 .

Subtrees in \mathcal{R}_3 are treated symmetrically to the ones in \mathcal{R}_1 . In particular, the subtrees rooted at the children of v_i that lie in \mathcal{R}_3 are processed according to the clockwise order of the edges from v_i to their roots, while the role played by \mathcal{S}_R is now assumed by \mathcal{S}_L .

The treatment of the subtrees in \mathcal{R}_4 is similar to the one of the subtrees in \mathcal{R}_3 . However, when a subtree is considered, it is first horizontally translated in the interior of \mathcal{R}_3 and then processed according to the rules for such a region.

Altogether, we have described a morph $\mathcal{M}_{i-1,i}$ from the partially-canonical drawing Δ_{i-1} of $T[i-1]$ to Δ_i , which is a partially-canonical drawing of $T[i]$ by Lemma 6. Next, we argue about the properties of $\mathcal{M}_{i-1,i}$.

We first deal with the space requirements of $\mathcal{M}_{i-1,i}$. Consider the drawing Δ_0 and place the boxes $Large(v)$ around the nodes v of T ; the bounding box of the arrangement of such boxes has width $w(\Delta_0) + \ell_0 + 4n$ and height $h(\Delta_0) + \ell_0 + 4n$. We claim that the drawings of $\mathcal{M}_{i-1,i}$ lie inside such a bounding box. Assume this is true for Δ_{i-1} (this is indeed the case when $i = 1$); all subsequent drawings of $\mathcal{M}_{i-1,i}$ coincide with Δ_{i-1} , except for the placement of the subtrees rooted at the children of v_i , which however lie inside $Large(v_i)$ in each of such drawings. Since v_i has the same position in Δ_i as in Δ_0 and since $Large(v_i)$ has width and height equal to $\ell_0 + 4n$, the claim follows.

Finally, we deal with the number of linear morphs composing $\mathcal{M}_{i-1,i}$. The morph $\mathcal{M}_{i-1,i}$ consists of the morph $\langle \Delta_{i-1}, \Delta' \rangle$, followed by the morphs needed to move the subtrees rooted at the children of v_i to their final positions in Δ_i . Since the number of morphing steps needed to deal with each of such subtrees is constant, we conclude that $\mathcal{M}_{i-1,i}$ consists of $O(\deg(v_i))$ linear morphing steps. This concludes the proof of Lemma 5.

5 Conclusions and Open Problems

We presented an algorithm that, given any two order-preserving straight-line planar grid drawings Γ_0 and Γ_1 of an n -node ordered tree T , constructs a morph $\langle \Gamma_0 = \Delta_0, \Delta_1, \dots, \Delta_k = \Gamma_1 \rangle$ such that k is in $O(n)$ and such that the area of each intermediate drawing Δ_i is polynomial in n and in the area of Γ_0 and Γ_1 . Better bounds can be achieved if T is rooted and Γ_0 and Γ_1 are also strictly-upward drawings, especially in the case in which T is a binary tree.

We make two remarks about the generality of the model that we adopted. Both observations apply not only to tree drawings but, more in general, to planar graph drawings.

First, our assumption that Γ_0 and Γ_1 are grid drawings seems restrictive, and it seems more general to consider drawings that have bounded resolution, where the *resolution* of a drawing is the ratio between the largest and the smallest distance between a pair of geometric objects in the drawing (points representing nodes or segments representing edges). However, by using an observation from [10], one can argue that two morphing steps suffice to transform a drawing with resolution r in a grid drawing whose area is polynomial in r . Namely, it suffices to scale each input drawing so that the smallest distance between any pair of geometric objects is 2; this is a single morphing step which does not change the resolution of the drawing, hence the largest distance between any pair of geometric objects in the drawing is in $O(r)$. Then each node can be moved to the nearest grid point; this is another morphing step, which is ensured to be planar by the fact that each node moves by at most $\sqrt{2}/2$, hence this motion only brings any two geometric objects closer by $\sqrt{2}$, while their distance is at least 2. Thus, this results in a grid drawing on an $O(r) \times O(r)$ grid.

Second, our model deals with morphs that consist of sequences of drawings $\Delta_0, \Delta_1, \dots, \Delta_k$ lying on polynomial-size grids. However, no bound on the resolution is explicitly required for the drawings visualized during these morphs, i.e., for the drawings intermediate to each linear morph $\langle \Delta_i, \Delta_{i+1} \rangle$. Thus, one might wonder whether the resolution becomes arbitrarily large in some drawing of such morphs. The next lemma proves that this is not the case.

Lemma 7. *Let Γ_0 and Γ_1 be two planar straight-line grid drawings of the same graph G lying on $\ell \times \ell$ grids, for some value $\ell > 0$. Suppose that the linear morph $\langle \Gamma_0, \Gamma_1 \rangle$ is planar. Then the maximum resolution of any drawing of \mathcal{M} is in $O(\ell^4)$.*

Proof. Assume w.l.o.g. that the morph $\langle \Gamma_0, \Gamma_1 \rangle$ happens between times $t = 0$ and $t = 1$; then, for every $t \in [0, 1]$, denote by Γ_t the drawing of $\langle \Gamma_0, \Gamma_1 \rangle$ at time t .

Since each of Γ_0 and Γ_1 lies on a $\ell \times \ell$ grid, it follows that Γ_t lies on a $\ell \times \ell$ grid, for every $t \in [0, 1]$. Hence, the largest distance between a pair of geometric objects in Γ_t is in $O(\ell)$. It remains to prove that the smallest distance between a pair of geometric objects in Γ_t is in $\Omega(\frac{1}{\ell^3})$, for every $t \in [0, 1]$. Such a smallest distance occurs either between two vertices of G or between a vertex and an edge of G . Indeed, the distance between two edges always coincides with the distance between one of the edges and an end-vertex of the other edge.

- First, consider any two vertices u and v of G . We are going to prove that, for any $t \in [0, 1]$, the distance between u and v in Γ_t is in $\Omega(\frac{1}{\ell})$. In order to do so, it is convenient to translate Γ_1 by a vector $\mathbf{v} := (x_{\Gamma_0}(v) - x_{\Gamma_1}(v), y_{\Gamma_0}(v) - y_{\Gamma_1}(v))$; this defines a drawing Γ'_1 of G in which v is placed at the same point as in Γ_0 . Note that the morph $\langle \Gamma_0, \Gamma'_1 \rangle$ is planar, as for any $t \in [0, 1]$ the drawing Γ'_t at time t of $\langle \Gamma_0, \Gamma'_1 \rangle$ coincides with the drawing Γ_t translated by the vector $t \cdot \mathbf{v}$. Hence, the distance between u and v in Γ'_t is the same as in Γ_t . Further, since v does not move during $\langle \Gamma_0, \Gamma'_1 \rangle$, the minimum distance between u and v during $\langle \Gamma_0, \Gamma'_1 \rangle$ coincides with the distance between v and the straight-line segment s whose end-points are the positions of u in Γ_0 and in Γ'_1 . Since both Γ_0 and Γ'_1 lie inside a box with side-length 2ℓ centered at v , it follows by Lemma 3.1 that the distance between v and s is in $\Omega(\frac{1}{\ell})$.
- Second, consider any vertex u and any edge (v, w) of G , where $u \neq v, w$. In order to compute the minimum distance between u and (v, w) during $\langle \Gamma_0, \Gamma_1 \rangle$, we translate Γ_0 by a vector $\mathbf{v} := (-x_{\Gamma_0}(v), -y_{\Gamma_0}(v))$, thus obtaining a drawing Γ'_0 of G in which v lies at $(0, 0)$, and we translate Γ_1 by a vector $\mathbf{v}' := (-x_{\Gamma_1}(v), -y_{\Gamma_1}(v))$, thus obtaining a drawing Γ'_1 of G in which v also lies at $(0, 0)$. Note that the morph $\langle \Gamma'_0, \Gamma'_1 \rangle$ is planar, as for any $t \in [0, 1]$ the drawing Γ'_t at time t of $\langle \Gamma'_0, \Gamma'_1 \rangle$ coincides with the drawing Γ_t translated by the vector $(1-t) \cdot \mathbf{v} + t \cdot \mathbf{v}'$. Hence, the distance between u and (v, w) in Γ'_t is the same as in Γ_t . Note that $x_{\Gamma'_t}(u) = (1-t)x_{\Gamma'_0}(u) + t \cdot x_{\Gamma'_1}(u)$, and similar for $y_{\Gamma'_t}(u)$, $x_{\Gamma'_t}(w)$, and $y_{\Gamma'_t}(w)$; further, $x_{\Gamma'_t}(v) = y_{\Gamma'_t}(v) = 0$. Let $t^* \in [0, 1]$ be the time of $\langle \Gamma'_0, \Gamma'_1 \rangle$ in which the distance d between u and (v, w) is minimum; we need to prove that $d \in \Omega(\frac{1}{\ell^3})$. Let l_t^{vw} be the line through v and w in Γ'_t and let d^* be the distance between u and $l_{t^*}^{vw}$; since (v, w) is part of $l_{t^*}^{vw}$ in Γ'_{t^*} , we have $d \geq d^*$.

- We can assume that $d^* > 0$. Indeed, if $d^* = 0$, we have that u lies on $l_{t^*}^{vw}$. By the planarity of $\langle \Gamma'_0, \Gamma'_1 \rangle$, we have that u does not lie on the edge (v, w) , hence d is equal to the distance between u and one of the vertices v and w , which is in $\Omega(\frac{1}{\ell})$ as proved above.
- We can also assume that $t^* \in (0, 1)$; indeed, if $t^* = 0$ or $t^* = 1$, then $d, d^* \in \Omega(\frac{1}{\ell})$, by Claim 3.1.

The line $l_{t^*}^{vw}$ has equation $(y - y_{\Gamma_{t^*}'}(v))/(y_{\Gamma_{t^*}'}(w) - y_{\Gamma_{t^*}'}(v)) = (x - x_{\Gamma_{t^*}'}(v))/(x_{\Gamma_{t^*}'}(w) - x_{\Gamma_{t^*}'}(v))$, which is $y_{\Gamma_{t^*}'}(w) \cdot x - x_{\Gamma_{t^*}'}(w) \cdot y = 0$. Then we have

$$d^* = \frac{|y_{\Gamma_{t^*}'}(w) \cdot x_{\Gamma_{t^*}'}(u) - x_{\Gamma_{t^*}'}(w) \cdot y_{\Gamma_{t^*}'}(u)|}{\sqrt{(y_{\Gamma_{t^*}'}(w))^2 + (x_{\Gamma_{t^*}'}(w))^2}}. \quad (11)$$

Since Γ_{t^*}' lies inside a box with side-length 2ℓ centered at $v \equiv (0, 0)$, it follows that $|y_{\Gamma_{t^*}'}(w)| \leq \ell$ and $|x_{\Gamma_{t^*}'}(w)| \leq \ell$, hence the denominator of Eq. (11) is at most $\sqrt{2\ell^2} \in O(\ell)$. It remains to prove that the numerator of Eq. (11) is in $\Omega(\frac{1}{\ell^2})$.

The numerator of Eq. (11) is the absolute value of a second-degree polynomial $\mathcal{P}(t)$, namely

$$\begin{aligned} \mathcal{P}(t) &:= y_{\Gamma_{t^*}'}(w) \cdot x_{\Gamma_{t^*}'}(u) - x_{\Gamma_{t^*}'}(w) \cdot y_{\Gamma_{t^*}'}(u) = \\ &= (((1-t)y_{\Gamma_0'}(w) + t \cdot y_{\Gamma_1'}(w)) \cdot ((1-t)x_{\Gamma_0'}(u) + t \cdot x_{\Gamma_1'}(u))) - \\ &\quad (((1-t)x_{\Gamma_0'}(w) + t \cdot x_{\Gamma_1'}(w)) \cdot ((1-t)y_{\Gamma_0'}(u) + t \cdot y_{\Gamma_1'}(u))) = \\ &= A \cdot t^2 + B \cdot t + C, \end{aligned}$$

where each of A , B , and C is the algebraic sum of a constant number of terms, each of which is either an element of $\mathcal{S} = \{y_{\Gamma_0'}(w), y_{\Gamma_1'}(w), x_{\Gamma_0'}(w), x_{\Gamma_1'}(w), y_{\Gamma_0'}(u), y_{\Gamma_1'}(u), x_{\Gamma_0'}(u), x_{\Gamma_1'}(u)\}$, or the product of two elements in \mathcal{S} ; note that each element in \mathcal{S} is an integer in $[-\ell, \ell]$. Since $d^* > 0$ and since the function $z = \mathcal{P}(t)$ is continuous, we have that $\mathcal{P}(t)$ is either positive over the entire interval $[0, 1]$ or negative over the entire interval $[0, 1]$. Assume the former, as in the latter case the absolute value in the numerator of Eq. (11) reverts the signs of the terms of $\mathcal{P}(t)$ and our arguments are the same. We then only need to prove that $\mathcal{P}(t^*) \in \Omega(\frac{1}{\ell^2})$.

- We can assume that the minimum value of $\mathcal{P}(t)$ over the interval $[0, 1]$ is achieved at a time $t^m \in (0, 1)$. Indeed, if the minimum value of $\mathcal{P}(t)$ over the interval $[0, 1]$ is achieved at $t = 0$ or $t = 1$, then we have $\mathcal{P}(t^*) \geq A + B + C \geq 1$ or $\mathcal{P}(t^*) \geq C \geq 1$ (recall that A , B , and C are integers and that $\mathcal{P}(t)$ is positive over the entire interval $[0, 1]$), respectively.

Since $\mathcal{P}(t)$ has a minimum at $t^m \in (0, 1)$, we have $A > 0$ and the derivative $\frac{\partial \mathcal{P}(t)}{\partial t} = 2A \cdot t + B$ has a zero in $t^m = -B/2A$. Then we have $\mathcal{P}(t^*) \geq \mathcal{P}(t^m) = A(\frac{-B}{2A})^2 + B(\frac{-B}{2A}) + C = \frac{-B^2 + 4AC}{4A}$. The numerator of the previous fraction is greater than or equal to 1 (given that A , B , and C are integers and that $\mathcal{P}(t)$ is positive over the entire interval $[0, 1]$), while the denominator is in $O(\ell^2)$ (given that A is the algebraic sum of a constant number of terms, each of which is either an integer in $[-\ell, \ell]$, or the product of two integers in $[-\ell, \ell]$). Hence, $\mathcal{P}(t^m) \in \Omega(\frac{1}{\ell^2})$ and thus $\mathcal{P}(t^*) \in \Omega(\frac{1}{\ell^2})$.

This concludes the proof of the lemma. \square

Several problems are left open by our research. Is it possible to generalize our results to graph classes richer than trees? How about outerplanar graphs? Is it possible to improve our area bounds for morphs of straight-line planar grid drawings of trees or even just of paths? Is there a trade-off between the number of steps and the area required by a morph? Is it possible to construct upward planar morphs with a constant number of steps between any two order-preserving strictly-upward straight-line planar grid drawings of an n -node rooted ordered tree? Are there other relevant tree drawing standards for which it makes sense to consider the morphing problem?

References

1. S. Alamdari, P. Angelini, F. Barrera-Cruz, T. M. Chan, G. Da Lozzo, G. Di Battista, F. Frati, P. Haxell, A. Lubiw, M. Patrignani, V. Roselli, S. Singla, and B. T. Wilkinson. How to morph planar graph drawings. *SIAM J. Comput.*, 46(2):824–852, 2017.
2. S. Alamdari, P. Angelini, T. M. Chan, G. Di Battista, F. Frati, A. Lubiw, M. Patrignani, V. Roselli, S. Singla, and B. T. Wilkinson. Morphing planar graph drawings with a polynomial number of steps. In S. Khanna, editor, *Proceedings of the Twenty-Fourth Annual ACM-SIAM Symposium on Discrete Algorithms, SODA 2013, New Orleans, Louisiana, USA, January 6-8, 2013*, pages 1656–1667. SIAM, 2013.

3. P. Angelini, G. Da Lozzo, G. Di Battista, F. Frati, M. Patrignani, and V. Roselli. Morphing planar graph drawings optimally. In J. Esparza, P. Fraigniaud, T. Husfeldt, and E. Koutsoupias, editors, *Automata, Languages, and Programming - 41st International Colloquium, ICALP 2014, Copenhagen, Denmark, July 8-11, 2014, Proceedings, Part I*, volume 8572 of *LNCS*, pages 126–137. Springer, 2014.
4. P. Angelini, G. Da Lozzo, F. Frati, A. Lubiw, M. Patrignani, and V. Roselli. Optimal morphs of convex drawings. In *Symposium on Computational Geometry*, volume 34 of *LIPICs*, pages 126–140. Schloss Dagstuhl - Leibniz-Zentrum fuer Informatik, 2015.
5. P. Angelini, F. Frati, M. Patrignani, and V. Roselli. Morphing planar graph drawings efficiently. In S. K. Wismath and A. Wolff, editors, *Graph Drawing - 21st International Symposium, GD 2013, Bordeaux, France, September 23-25, 2013, Revised Selected Papers*, volume 8242 of *LNCS*, pages 49–60. Springer, 2013.
6. E. Arseneva, P. Bose, P. Cano, A. D’Angelo, V. Dujmovic, F. Frati, S. Langerman, and A. Tappini. Pole dancing: 3d morphs for tree drawings. In T. C. Biedl and A. Kerren, editors, *Graph Drawing and Network Visualization - 26th International Symposium, GD 2018, Barcelona, Spain, September 26-28, 2018, Proceedings*, volume 11282 of *LNCS*, pages 371–384. Springer, 2018.
7. F. Barrera-Cruz, P. E. Haxell, and A. Lubiw. Morphing schnyder drawings of planar triangulations. In C. A. Duncan and A. Symvonis, editors, *Graph Drawing - 22nd International Symposium, GD 2014, Würzburg, Germany, September 24-26, 2014, Revised Selected Papers*, volume 8871 of *LNCS*, pages 294–305. Springer, 2014.
8. T. C. Biedl, A. Lubiw, M. Petrick, and M. J. Spriggs. Morphing orthogonal planar graph drawings. *ACM Trans. Algorithms*, 9(4):29:1–29:24, 2013.
9. S. S. Cairns. Deformations of plane rectilinear complexes. *American Mathematical Monthly*, 51(5):247–252, 1944.
10. E. W. Chambers, D. Eppstein, M. T. Goodrich, and M. Löffler. Drawing graphs in the plane with a prescribed outer face and polynomial area. *J. Graph Algorithms Appl.*, 16(2):243–259, 2012.
11. G. Da Lozzo, G. Di Battista, F. Frati, M. Patrignani, and V. Roselli. Upward planar morphs. In T. C. Biedl and A. Kerren, editors, *Graph Drawing and Network Visualization - 26th International Symposium, GD 2018, Barcelona, Spain, September 26-28, 2018, Proceedings*, volume 11282 of *LNCS*, pages 92–105. Springer, 2018.
12. G. Di Battista, P. Eades, R. Tamassia, and I. G. Tollis. *Graph Drawing: Algorithms for the Visualization of Graphs*. Prentice-Hall, 1999.
13. C. Thomassen. Deformations of plane graphs. *Journal of Combinatorial Theory, Series B*, 34(3):244–257, 1983.
14. A. van Goethem and K. Verbeek. Optimal morphs of planar orthogonal drawings. In *34th International Symposium on Computational Geometry, SoCG 2018, June 11-14, 2018, Budapest, Hungary*, pages 42:1–42:14, 2018.