

# Modeling Collaboration for Robot-assisted Dressing Tasks

Alexander Clegg<sup>\*,1,2</sup>, Charles C. Kemp<sup>1</sup>, Greg Turk<sup>1</sup>, and C. Karen Liu<sup>1,3</sup>

**Abstract**—We investigated the application of haptic aware feedback control and deep reinforcement learning to robot assisted dressing in simulation. We did so by modeling both human and robot control policies as separate neural networks and training them both via TRPO. We show that co-optimization, training separate human and robot control policies simultaneously, can be a valid approach to finding successful strategies for human/robot cooperation on assisted dressing tasks. Typical tasks are putting on one or both sleeves of a hospital gown or pulling on a T-shirt. We also present a method for modeling human dressing behavior under variations in capability including: unilateral muscle weakness, Dyskinesia, and limited range of motion. Using this method and behavior model, we demonstrate discovery of successful strategies for a robot to assist humans with a variety of capability limitations.

## I. INTRODUCTION

It becomes ever more likely that robots will be found in homes and businesses, *physically* interacting with the humans they encounter. With this in mind, researchers have begun preparing robots for the physical interaction tasks which they will face in a human world. Dressing tasks in particular present a multitude of privacy, safety, and independence concerns which strongly motivate the application of robotic assistance [1]. However, clothing exhibits complex dynamics and often occludes the body, making it difficult to accurately observe the task state and predict the results of planned interactions. These challenges are compounded by the risk of injuring the human or damaging the robot as well as the sparsity of data that could be collected during physical task exploration. It would therefore be ideal to design and test control strategies for robotic dressing assistance with as little interaction with real humans and robots as possible. In cases such as these, simulation can provide a less limiting testing environment capable of synthesizing vast amounts of interaction data with no risk to real people or hardware.

This is a challenging enough task given the assumption of full capability on the part of the person. In the case of self-dressing, the person must be physically capable of any necessary manipulation of their state and the state of the garment. However, many typical self-dressing tasks can be challenging or insurmountable obstacles for individuals with limited capabilities. For these individuals, family members and/or paid nursing staff often provide daily supplemental care [2]. To alleviate this burden and enhance independence,

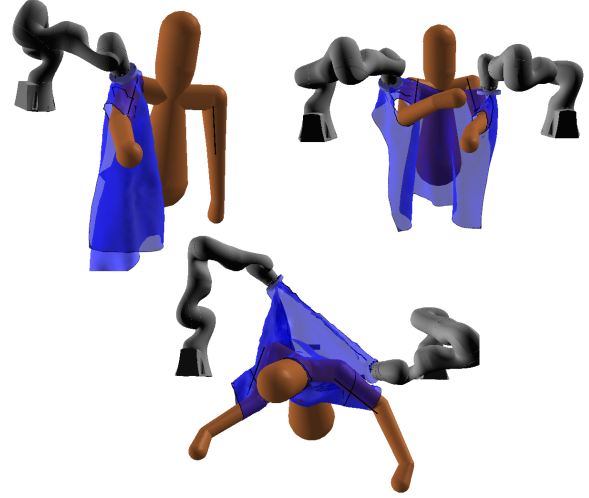


Fig. 1. Robot-assisted dressing of one and both arms of a hospital gown (top) and a pullover T-shirt (bottom) in simulation.

a number of personal dressing devices exist on the market today. However, even these require some level of dexterity, strength, and presence of mind to operate and many individuals must still rely on human assistance. For these reasons, it is clear that any simulation framework to model assisted dressing must also model variations in user capability.

This work aims to model successful dressing behavior for both humans and robots in simulated robot-assisted dressing tasks. We make two major contributions in our work. First, we introduce a policy model for human behavior that encapsulates variation in a person’s physical capabilities. Second, we demonstrate a co-optimization method to train collaborative policies for both a robot and a human using deep reinforcement learning (DRL) and curriculum learning. We chose to demonstrate our approach by modeling three representative types of unilateral limitation in human capability: muscle weakness, Dyskinesia (involuntary movements), and limited range of motion. We also show that our technique can generalize to more complex tasks by training policies for a two-armed robot to assist a human with dressing both arms of a hospital gown and a pullover T-shirt in simulation.

## II. RELATED WORK

### A. Robot-assisted Dressing

Due in part to the clear motivation provided by existing nursing efforts and increasing populations of older adults [2], robot-assisted dressing has seen a surge of research interest in recent years. Focusing on topological, latent space embedding of cloth/body relationships, Tamei et al. and later Koganti et al. demonstrated robotic dressing of

\*alexanderwclegg@gmail.com

<sup>1</sup>Georgia Institute of Technology

<sup>2</sup>Facebook Artificial Intelligence Research

<sup>3</sup>Stanford University

This work was supported by NSF Graduate Research Fellowship under Grant No.DGE-1650044, NSF award IIS-1514258, and AWS Cloud Credits for Research.

a mannequin’s head in a T-Shirt by a two armed robot with the garment beginning on the mannequin’s arms [3], [4]. Twardon et al. [5] proposed a policy search method to pull a knit hat onto a mannequin’s head. Yamazaki et al. applied a trajectory based method for dressing the pants of a passive user with error recovery functions based on vision and force feedback [6]. Work by Gao et al. and Zhang et al. used vision to construct a model of a user’s range of motion and a dynamic trajectory plan to dress that user in a vest [7]–[9]. The I-dress project has proposed several robotic dressing assistance techniques including: a learning-from-demonstration approach applied to dressing a jacket sleeve and shoe [10], [11], dressing data analysis techniques for classifying dressing errors and distinguishing different underlying garment layers [12], and a dressing state machine controlled by user gestures and voice commands demonstrated by dressing a user in loose rubber shoes [13].

All of these methods take the approach of directly utilizing existing robotic platforms and sensors as well as learning or optimizing models and control directly on real world data and/or expert demonstration. This is a clear and proven avenue for robotics research and the results are promising. In contrast, our work applies simulation for efficient, risk-free exploration of the task space. Recent work by Kapusta et al. has also taken this approach, demonstrating successful robot-assisted dressing of hospital gowns for individuals with physical impairments. Their technique used simulation to search for a static human pose, robot base position, and manipulator trajectory which resulted in successful dressing for a known individual [14]. In our work we seek collaborative strategies for robot-assisted dressing in which the human plays an active role. Additionally, we trained policies on a range of impairments so that a policy can adapt to specific impairments within that range.

### B. Navigation with Haptics

One approach to navigation in complex, cluttered, domains is to incorporate haptic sensing and model predictive control (MPC) [15], [16]. In a highly deformable environment, such as the interior of an article of clothing, simple contact models are unlikely to capture the complex contact behavior accurately and on-demand simulation can be prohibitively expensive. Recent work has shown the potential of training estimation models, such as neural networks, in simulation and applying them on physical robots using an MPC approach. Researchers at Georgia Tech have shown that a time series of end effector velocities and measurements from a gripper-mounted force torque sensor in simulation can be used to both classify sleeve dressing trial success and estimate force maps on the limb being dressed [17]–[19]. The resulting estimators can then be applied to physical systems to enable robotic dressing of a user with garments and static user configurations similar to those seen during training [20], [21]. These methods demonstrate the potential for models trained in simulation to enable robots to assist with dressing in the real world. Our approach applies DRL with simulated haptic sensor observations to discover active collaboration

strategies for robots to assist humans with dressing tasks.

### C. Learning to Dress

We formulate dressing tasks as Markov Decision Processes (MDPs) and solve them using Deep Reinforcement Learning (DRL). DRL has been applied largely to rigid-body control tasks in the complex domain of humanoid motor skills [22]–[24]. However, recent work by Clegg et al. has applied Trust Region Policy Optimization (TRPO) [25] to simulated human self-dressing [26]. They proposed a set of reward terms and observation features which enabled learning of successful self-dressing control policies for a simulated character dressing garments such as a jacket and T-shirt. Many of these apply to assisted dressing as well. However, DRL for robot-assisted dressing in simulation has not been previously demonstrated with a full robot simulation, or simulated disabilities, nor have such policies been co-optimized for collaboration.

## III. METHODS

We take a co-optimization approach to simultaneous training of control policies for the human,  $\pi_{\theta_H}$ , and robot,  $\pi_{\theta_R}$ , modeled with fully-connected neural networks as shown in Figure 3. The goal of the optimization is to solve for the policy parameters,  $\theta_H$  and  $\theta_R$ , such that the expected long-term reward is maximized:

$$\max_{\theta_H, \theta_R} \mathbb{E}[\sum_t r(s_t, \mathbf{a}_t^H, \mathbf{a}_t^R)], \quad (1)$$

where  $s$  is the full state of the cloth, the human, and the robot,  $\mathbf{a}^H$  is the action of human and  $\mathbf{a}^R$  is the action of robot, according to the policies. The reward function,  $r$  that measures the task achievement and the cost of actions is jointly defined for the human and the robot. We use a model-free reinforcement learning algorithm, TRPO [25] to solve for  $\theta^H$  and  $\theta^R$ . We will describe the design of the human policy, the robot policy, and the joint reward function in the remainder of this section.

### A. Human Policy: $\pi_{\theta_H}$

To model the behavior of the human when receiving dressing assistance, our method solves for a policy that outputs the optimal human action conditioned on the observation made by the human and the motor capability of the human. The action determines the change of the target pose (i.e., target joint angles) which is then tracked by the PD controllers that actuate the human’s joints. We use an implicit implementation of PD controllers introduced by Tan et al. [27].

The design of the *observation space* of the policy is more challenging. Clegg et al. [26] proposed an observation space for learning a human self-dressing policy, including information about proprioception, haptics, surface information, and the task. We extend their observation space for robot-assisted dressing tasks by adding the 3D position of all robot and human joint positions,  $\mathcal{O}_{jp}$ , and the target pose from the previous time step,  $\mathcal{O}_{tar}$ .

In addition to the human’s observation,  $\pi_{\theta_H}$  is also conditioned on the motor capability of the human. This additional input to the policy enables a single neural network to model a variety of human capabilities within the domain of dressing tasks. We define a capability vector  $\mathbf{v}$ , each element of which encodes one dimension of human capability, such as muscle strength or joint limits, as input to the policy  $\pi_{\theta_H}$ . With this formulation, each additional dimension of variation in capability can be incorporated by appending an element to  $\mathbf{v}$  to identify it. We demonstrate this approach by simulating three distinct capability variations: Dyskinesia, limited range of motion, and muscle weakness.

1) *Dyskinesia*: Dyskinesia is a category of motion disorders characterized by involuntary muscle movements that has been linked to functional difficulties with activities of daily living [28]. Our simple model of Dyskinesia adds random noise drawn uniformly from a pre-defined range to the PD target pose. The magnitude of the noise is then included in the capability vector  $\mathbf{v}$ . Note that this noise does not affect the target pose  $\mathcal{O}_{tar}$  as input to the policy. Instead, it directly modifies the target pose of the PD controllers in simulation as a source of stochasticity in the dynamic model, resulting in torques that do not precisely track the desired motion.

2) *Limited Range of Motion*: Common injuries, diseases, and disorders can result in temporary or permanent limitations to joint mobility. The resulting motion constraints can add additional challenge to dressing tasks and necessitate adaptive strategies. We modeled this by modifying both the upper and lower limits of a joint (e.g. the elbow). By doing so, we introduced two dimensions of variation,  $j_{min}$  and  $j_{max}$  as a part of capability vector  $\mathbf{v}$ . Both  $j_{min}$  and  $j_{max}$  can be sampled from separate ranges with  $j_{max} > j_{min}$  to enforce physicality.

3) *Muscle Weakness*: We modeled muscle weakness by applying a scaling factor to the torque limits of the human. The scaling factor is sampled uniformly from a pre-defined range and is included as a type of capability variation in the capability vector  $\mathbf{v}$ .

## B. Robot Policy: $\pi_{\theta_R}$

Our approach aims to discover assistance strategies which could be applied to a physical robotic system and would accommodate transfer of the policy to a real robot. As such, we considered that individual features in the observation space should be reasonably obtained by a physical system. Similar to the human policy, the action space is defined as the change of the target pose (i.e., target joint angles) tracked by the robot’s PD controllers. The observation space includes the robot’s proprioception, readings from end-effector mounted force-torque and capacitive sensors, the 3D positions of robot and human joints ( $\mathcal{O}_{jp}$ ), and the target pose from the previous time step. All robot arms share both observation and action space within one policy and can therefore be considered together as a single robotic system. Each term in the observation space with the exception of human joint positions is provided to the policy for each robot arm in the

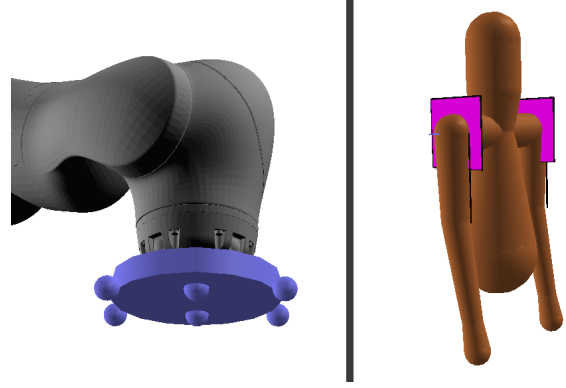


Fig. 2. The end-effector and cylindrical gripping tool of a simulated KUKA LBR iiwa arm with a 2x3 grid of capacitive sensor locations displayed (left). The default rest pose and sleeve dressing success thresholds (purple planes) for our simulated human model (right).

system. This allows a simple mechanism for expanding the system to include additional manipulators.

The robot’s proprioception (i.e., joint angles and velocities) is provided by the current simulated state of the robot. However, we augmented the physics simulator to model force-torque and capacitive sensors.

1) *Force-torque Sensor*: An end-effector mounted force-torque sensor is a common choice for robot control tasks. Such a sensor can be attached to the robot after its most distal joint and before any specialized tool such as a cloth or object gripper. In the domain of robot-assisted dressing alone, force-torque sensors have been used for error detection, simulated and real state estimation, and model predictive control [6], [9], [17]–[20]. This sensor enables a robot holding a garment to monitor the force it applies to the human by pulling the garment or by directly making contact with its end effector. We compute garment forces from local deformation of the cloth in the neighborhood of mesh vertices gripped by the robot. Rigid contact forces between the cylindrical gripping tool shown in Figure 2 (left) and the human are also detected. The resulting observation feature for each robot is the six dimensional sum of these force and torque vectors.

2) *Capacitive Sensor*: In many human robot interaction tasks, vision systems are used to estimate the state of the human in order to plan or adapt control strategies. However, clothes often occlude the body, making the assisted dressing task challenging for a purely vision based approach. Capacitive sensors, however, are not limited by visibility and recent research in robot-assisted dressing has demonstrated their use for detecting proximity to the human body through clothing [29]. We simulated a 2x3 grid of capacitive sensors on the garment gripping surface of the robot end-effector. Following experiments by Erickson et al. we modeled each sensor in simulation as a proximity detection sphere with a 15cm range [21]. We computed the scalar distance reading for each sensor by finding the closest point to the sensor on the human body model and returning the distance to that point clipped to 15cm. The resulting observation feature for each robot is the six dimensional concatenation of these sensor readings. Figure 2 (left) shows the placement of these

sensors on the simulated robot end-effector.

### C. Joint Reward Function

Our proposed co-optimization approach allows simultaneous training of the robot and human control policies. This formulation necessitates a unified reward function for the dressing task. While the input to  $\pi_{\theta_H}$  and  $\pi_{\theta_R}$  should be restricted by the capability of human and robot perception, the input to the reward function can take advantage of the full state of the simulated world  $s$ , because the reward function is only needed during training time.

Previously, Clegg et al. proposed a set of reward terms for the self-dressing task, including a progress reward, deformation penalty, geodesic reward, and per-joint rest pose reward:  $[r_p(s), r_d(s), r_g(s), r_r(s)]$  [26]. Directly using this reward function for robot-assisted dressing tasks resulted in robots learning aggressive strategies that sacrifice safety for task progress. For example, we observed the robot stretching the garment against the human’s neck or using large forces to shove the human.

As such, we extended the above reward function with an additional term and some modifications. We introduced a penalty on force perceived by the human from both the garment and the robot,  $r_c(s)$ . The perceived force penalty is a function of the magnitude of the largest aggregated force vector,  $f_{max}(s)$ , applied on the human in the current state  $s$ :

$$r_c(s) = -\frac{\tanh(w_{scale}(f_{max}(s) - w_{mid}))}{2} - \frac{1}{2}, \quad (2)$$

where  $w_{mid}$  defines the midpoint of the penalty range and  $w_{scale}$  scales the slope and upper/lower limits of the penalty function. These parameters were chosen empirically based on the range of typical contact forces during dressing tasks.

We modified the rest pose reward,  $r_r(s)$ , which penalizes human poses deviating from its rest pose to include a per-joint weight vector,  $\mathbf{w}_5$ . This reward term serves as an important regularizer when the human is being dressed. The values of  $\mathbf{w}_5$  must be set carefully, as any particular setting will result in the human policy prioritizing use of some joints over others. We also modified the progress reward,  $r_p(s)$ , to include a success threshold as shown in Figure 2 (right). Limb progress beyond this threshold results in maximum reward and a bonus reward equivalent to an additional 100% of the progress reward weight. This modification prioritizes task success while reducing the occurrence of unsafe progress reward maximization strategies such as stretching the sleeve against the neck or underarm.

The complete reward at state  $s$  is computed as  $r(s) = w_1 \cdot r_p(s) + w_2 \cdot r_d(s) + w_3 \cdot r_g(s) + w_4 \cdot r_c(s) + \mathbf{w}_5 \cdot \mathbf{r}_r(s)$  where the scalar weights,  $w_{1-4}$ , and the rest pose weight vector,  $\mathbf{w}_5$ , are determined empirically for each task.

### D. Refining Policies with Curriculum Learning

Our joint reward function,  $r(s)$ , contains several competing objectives. The human and robot are strongly rewarded for making progress on the dressing task and penalized for deforming the garment and colliding with one another. The

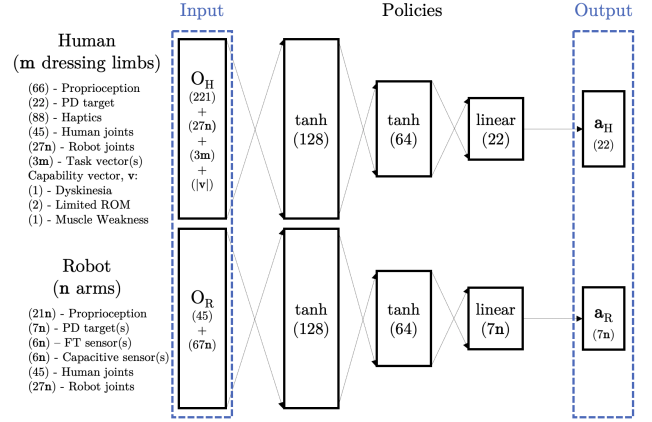


Fig. 3. Policy network architectures for both robot and human. Input and Output denote the unified observation and action layers used for co-optimization.

optimization process described by equation 1 is sensitive to the balance of reward weights. Strong penalty weights often stifle exploration early in the process and can prevent the discovery of successful strategies altogether. Reducing these penalty weights, however, will often result in policies which succeed at the primary task, but do not satisfy secondary requirements.

Curriculum learning strategies provide one possible solution to this problem and have been successfully applied to deep reinforcement learning of motor skills tasks in the past [30], [31]. In our case, assisted dressing policies trained with strongly weighted penalties on the magnitude of force perceived by the human (i.e. large  $w_4$ ) failed to succeed at the task. This approach resulted in extremely sub-optimal policies in which the robot and human avoided exploring the task due to large penalties for accidental contact. However, decreasing  $w_4$  resulted in successful policies which caused the human and robot to interact in unsafe ways. We applied a curriculum learning approach to reduce unwanted contact forces by first training successful dressing policies with a low value of  $w_4$  and then refining these policies with an increased  $w_4$  penalty.

## IV. IMPLEMENTATION

To demonstrate our approach for simulating robot-assisted dressing, we chose to examine three scenarios: dressing a single arm of a hospital gown, dressing two arms of a hospital gown, and dressing a pullover T-shirt. The following sections describe the implementation details for each of these examples with reward weights set as in table I. In addition, we strongly recommend that the reader view the accompanying video for visualization of these results.

We simulated the physical interactions between the human and robot with the Dynamic Animation and Robotics Toolkit (DART) [32] at 400Hz. We included an additional data driven joint limiting constraint demonstrated by [33] for the shoulders and elbows of the human to more accurately model the range of motion for these joints. Additionally, we used the inverse kinematics feature of PyBullet [34] to






Fig. 4. A robot assists a fully capable human in dressing one sleeve of a hospital gown in simulation.

compute the initial poses for each robot arm from sampled end effector transforms. We simulated cloth dynamics at 200Hz with NVIDIA PhysX [35]. A pre-simulation phase of half a second is used to move the garment into sampled grip positions at the start of each episode.

All policies are represented by fully connected neural networks consisting of input followed by 2 hidden layers of 128 and 64 nodes respectively with tanh activations and a final linear layer before output as shown in Figure 3. During training the input and output layers for both robot and human policies are concatenated to enable co-optimization. However, in all cases the robot and human control policies are separate and share no connections. Policies were trained for between 700 and 1500 TRPO iterations with 40,000 policy queries per iteration and 600 queries per episode. Articulated rigid body physics simulation using DART were run at 400Hz and cloth simulation using PhysX at 200Hz with the policies queried at 100Hz such that each episode consists of 6 seconds of simulated time. With the addition of PD control and sensor simulation, our environment produces a sample in 0.05-0.15 seconds on a 4GHz AMD FX-8350 (without multi-threading). Co-optimization of robot and human policies for a single task requires about 24 hours of simulation time on the AWS EC2 c5.9xlarge (36 vCPUs, 3 GHz, Intel Xeon Platinum 8124M) compute nodes used in this work.

#### A. Dressing One Arm in a Hospital Gown

In this task, the human and robot work together to dress the human’s right arm in the sleeve of the hospital gown (Figure 4). The robot grips the sleeve of a hospital gown at an initial position drawn from a uniform random distribution within reach of the robot, in front of the human, and on the robot’s right.

We applied the capability models described in III-A to this task. The capability vector of the human policy is randomly sampled at the initialization of each episode, but the robot policy is given no indication of this capability and must learn to infer it from its other observations.

1) *Unilateral Dyskinesia*: We applied our model of Dyskinesia to the active (i.e. dressing) arm. The magnitude of noise applied to each DOF in the affected joints is sampled uniformly with a maximum deviation of  $n_{max}$  percent of that DOF’s range of motion from the target joint angle. The maximum deviation,  $n_{max}$ , is drawn uniformly from the range [0, 15] percent upon initialization of each episode and the normalized observation  $\frac{n_{max}}{15}$  is included in the capability vector of the human policy’s input observation.




Fig. 5. A robot assists a fully capable human in dressing both sleeves of a hospital gown in simulation.

2) *Elbow Joint Limit Constraint*: We modeled the variation of elbow joint limits by uniformly sampling the upper and lower bounds of the elbow range upon initialization of each episode. We allowed for a wide range of variation from no elbow limitation to severe limitation where the range is restricted to a single pose.

3) *Unilateral Muscle Weakness*: We modified the task to introduce unilateral weakness of the active (i.e. dressing) arm. We trained the human and robot policies on the torque scaling range [0.1, 0.6]. The lower end of this capability variation range is not completely incapable (i.e. scaling by 0) as we do not expect the robot to physically manipulate the human during assistance and therefore the human must be capable of some active participation. However, a human with only 60% strength is still more than capable of raising its arm and inserting it into a sleeve. We observed that samples in the range [0.6, 1.0] resulted in a heavy bias towards capable humans and fewer opportunities for the policies to learn in the presence of impairment. The upper end of the range [0.1, 0.6] was chosen to limit this bias toward more capable humans.

#### B. Dressing Both Arms in a Hospital Gown

To demonstrate the ability of our proposed approach to generalize to tasks which involve more than one robot, we designed a two-arm hospital gown dressing task. In this task, two robots are positioned in front and on each side of the human. Each robot grips a sleeve of hospital gown at initial positions drawn from a uniform random distribution within reach of the robots, in front of the human, and with distance greater than 0.1 meters and less than 0.5 meters between robot end effectors.

One dressing progress reward term per sleeve is provided for this task. The human observation space is expanded to include additional observations for the second arm. The human is initialized with elbows bent to start this task. Figure 5 shows a sequence of frames demonstrating the results of applying our technique to the two arm hospital gown task.

#### C. Dressing a Pullover T-shirt

Our approach can also be applied to more complex dressing tasks. We demonstrate this by training human and robot control policies for a pullover T-shirt dressing task. Starting with bent elbows, the human must insert both arms and its head into the shirt being pulled on by two robot arms. The robots are in the same position as the two arm hospital gown example and have the same end effector initialization volumes.

TABLE I  
REWARD WEIGHTS FOR VARIOUS TASK IMPLEMENTATIONS  
 $w5$ : (TORSO, SPINE, NECK, LEFT ARM, RIGHT ARM)

Task	$w1$	$w2$	$w3$	$w4$	$w5$				
Gown: One Arm	40	5	0	5	40	4	8	4	0.5
Gown: Two Arms	40	5	0	5	45	5	4	0.25	0.25
T-shirt	20	5	15	5	40	5	4	0	0

In this task, the human has three active dressing limbs: two arms and the head. All three provide individual observations to the policy and reward terms to  $r(s)$ . The arms are rewarded for progress with respect to the sleeves, while the head is rewarded for progress with respect to the collar. All three are additionally rewarded for progress with respect to the waist of the T-shirt to encourage improvements early in training. This is a challenging task for a single pair of policies to accomplish and took two to three times as long to train.

We applied an exit criterion to demonstrate these controllers. Once all three limbs are detected as dressed, control transitions from the trained neural networks to a feed-forward pose tracking controller. At this point, grip constraints on the garment are released, allowing it to settle on the human's body. Readers are encouraged to view this result in the accompanying video.

This task relates to past work at the Nara Institute of Science and Technology [3], [4] demonstrating a robot pulling a T-shirt over the head of a mannequin with arms already in the sleeves. Our approach discovered a similar strategy to that which was previously defined and implemented manually. This success at autonomously discovering a strategy is a promising result given the complexity of the task and the great variations that exist in robots, clothing, and people.

## V. EVALUATION

To evaluate our approach, we conducted a series of experiments tracking dressing progress and maximum perceived contact force on the human's body. We applied our trained control policies to 100 episodes of several dressing tasks with parameters sampled randomly from the training distributions. We evaluated success rates on the one arm hospital gown task with each of the described capability variation types and on the two arm hospital gown task with a fully capable human. We define success as limb progress passing the defined threshold for success described in section III-C before the end of the six second episode horizon.

In order to maximize reward, trained policies often exhibit high speed dressing strategies which may be undesirable if executed on physical robot hardware. To address this, we examined the results of scaling policy outputs in order to manipulate task execution speed without re-training. We then compared contact forces before and after applying our curriculum learning approach. Finally, we conducted an ablation study on the robot's observation of capacitive sensor readings and human joint positions.

### A. Success Rates Across Tasks

#### 1) High Success Rates Achieved without Impairments:

We first applied our approach to the one arm hospital gown dressing task with a fully capable human, resulting in a 100% success rate. The two arm hospital gown task appears more challenging with a 100% success rate of the right arm, but a 96% success rate of the left arm. During training, the right arm was the first to be successful and the policies tend to dress that arm fully despite miss cases of the left arm.

2) *Training with Impairments Improved Performance:* We then evaluated the relative difficulty of individual capability variations and the generality of policies trained without variable capability. To do so, we tested control policies trained for the fully capable human on the one arm dressing task for each capability variation. We found that the control policies for the capable human are 100% successful with Dyskinesia, demonstrating that controllers trained with our approach are able to generalize surprisingly well to noisy human actions. The 53% success rate on muscle weakness variations, and 57% success rate with limited elbow mobility demonstrate the challenge of adapting to unseen impairment of certain capabilities. We then compared the performance of these policies to that of policies trained specifically for each capability range with our approach. As shown in Figure 6, training the policies with impairment using our approach allowed them to discover successful collaboration strategies for robot-assisted dressing with variable human capability.

3) *Success Rates Depend on Impairment Range:* We further examined the results of this experiment by dividing both the muscle weakness and elbow joint limit variation ranges into three equally sized sub-ranges and applying our specifically trained control policies to 100 episodes of each sub-range. The results of this experiment are shown in figure 7. These results clearly show that the weakest sub-range of the muscle weakness impairment is the most challenging. The low rate of success is likely the result of sample bias favoring more capable humans during training. In the case of varying elbow range of motion, more capable humans fall into the middle range and we see a normal curve: 95%, 99%, 95%. The most challenging cases here are those with very low joint ranges (high stiffness) and a fully bent or extended arm. With the arm fully extended, the robot must

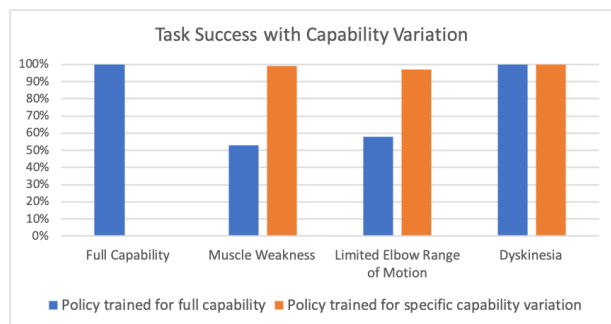


Fig. 6. Comparison of success rates on one arm hospital gown dressing task with capability variations for policies trained on a fully capable human (left) and policies trained on specific variation ranges (right).

TABLE II  
RESULTS OF SCALING ACTIONS PRODUCED BY A TRAINED POLICY

Action Scale	Success Rate	Avg. Time to Success
1.0x	100%	1.53s
0.8x	98%	1.43s
0.6x	98%	1.65s
0.4x	97%	2.20s
0.2x	94%	3.77s

catch the human’s hand and wrist much farther from the body than in other cases. In contrast, a fully bent arm necessitates a tight turn close to the body without catching the cloth on the elbow. These experiments show that care should be taken when considering capability distributions which contain relatively small regions of high difficulty.

### B. Scaling Actions Results in Slower Success

Most physical assistive robots at this time move slowly and with a high degree of compliance for their own safety and that of nearby humans and objects. As our results have shown, control policies acquired through our approach move much faster than we may desire outside of simulation. This is in part due to the reward function which prioritizes dressing progress over anything else, pushing both the robot and the human to complete the task as quickly as possible. Since our control policies output the desired change in target pose, one method for reducing control velocity is to directly scale the control outputs, resulting in a reduced rate of change for target positions. Table II compares the success rate and average time to success of several choices of action scale over 100 fixed random seeds. We observed that success rate decreased slightly while average time to success increased significantly. This may indicate that while quick reactive control is necessary in some instances, an action scaling approach to task velocity reduction may suffice most of the time. Please see the supplemental video for visual evaluation of this approach.

### C. Curriculum Learning Lowers Applied Forces

We evaluated the effectiveness of our curriculum training approach by comparing policies trained before and after

TABLE III  
PERCENTAGE OF EPISODES WITH MAXIMUM CONTACT FORCES BELOW 50 NEWTONS BEFORE AND AFTER CURRICULUM REFINEMENT

Trial	Before Curriculum	After Curriculum
Hospital Gown: One Arm	-	-
Full Capability	9%	95%
Limited Range of Motion	19%	95%
Muscle Weakness	33%	65%
Hospital Gown: Two Arms	2%	91%

curriculum learning is applied. During curriculum training, we introduced a linear penalty on the magnitude of maximum contact force perceived by the human at each state in an episode of the task. We first attempted training a new policy from random initialization with the addition of this penalty term. The resulting policy achieved 0% success, instead finding a local minimum with the robot keeping the garment just out of reach to avoid potential collision states. We then applied our curriculum learning strategy by fine tuning existing robot and human control policies with the same contact force penalty. Table III shows the resulting reduction in episode maximum perceived contact forces for various tasks. While this approach effectively reduces high contact forces in most cases, it remains clear that further research on contact force reduction should be undertaken before our approach is applied to physical systems.

### D. Multimodal Sensing Improves Performance

In section III-B, we introduced a set of observation features for the assistive robot policy. The robot acquires information about the human state through: force-torque sensor readings, capacitive sensor readings, and the joint positions of the human. We consider inclusion of the force-torque sensor to be important for the safety of the human and therefore do not consider ablating it. However, observation of the capacitive sensor readings and human joint positions serve similar functions and are candidates for removal. We found that training policies which lack one or the other of these terms for the one arm gown task with a fully capable human resulted in very little reduction in success. In these cases, the robot learned to blindly follow a narrow control path while the human was left to adapt its strategy to match.

Considering this result, we then conducted the same experiment for a human with the unilateral muscle weakness variation. This comparison was conducted without curriculum learning. Without the capacitive sensor, we observed a drop in success rate from 99% to 79%. In this case, the robot must learn the complex relationship between geometry and joint positions in order to avoid contact with the human and pull the sleeve onto the arm. Without the human joint position feature, we observed a reduced 75% success rate. Likely, this is the result of the robot observing the human only through its end effector mounted capacitive sensor and being, therefore, unaware of the true state of the limb. Both ablations resulted in significant increases in contact forces perceived by the human from both the garment and rigid

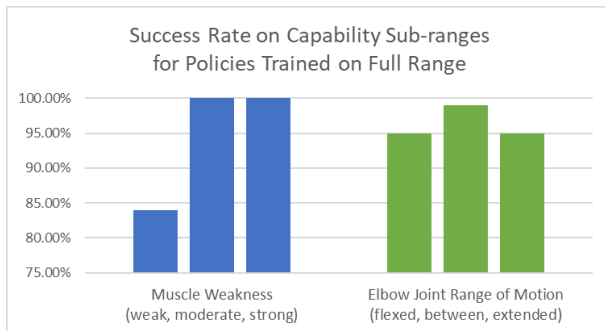


Fig. 7. Comparison of success rates for one arm hospital gown dressing task on subdivided capability ranges for policies trained on the full capability range.

contact. These results clearly show that both the capacitive sensor readings and the positions of the human joints provide important information to the robot during difficult assisted dressing tasks involving humans with limited capabilities.

## VI. CONCLUSION

We have presented a DRL based approach for modeling collaborative strategies for robot-assisted dressing tasks in simulation. Our approach applies co-optimization to enable distinct robot and human policies to explore the space of joint solutions in order to maximize a shared reward. In addition, we presented a strategy for modeling impairments in human capability. We demonstrated that our approach enables a robot, unaware of the exact capability of the human, to assist with dressing tasks. These policies are credible examples of human-robot collaboration that can provide insights into robot-assisted dressing. However, the extent to which these policies and methods can be applied to real robot-assisted dressing is an open question that merits additional investigation.

## REFERENCES

- [1] J. M. Wiener, R. J. Hanley, R. Clark, and J. F. V. Nostrand, "Measuring the activities of daily living: Comparisons across national surveys," *Journal of Gerontology: SOCIAL SCIENCES*, vol. 45, no. 6, pp. S229–237, 1990.
- [2] Institute of Medicine, *Retooling for an Aging America: Building the Health Care Workforce*. The National Academies Press, 2008.
- [3] T. Tamei, T. Matsubara, A. Rai, and T. Shibata, "Reinforcement learning of clothing assistance with a dual-arm robot," in *Humanoid Robots (Humanoids), 2011 11th IEEE-RAS International Conference on*. IEEE, 2011, pp. 733–738.
- [4] N. Koganti, J. G. Ngo, T. Tomoya, K. Ikeda, and T. Shibata, "Cloth dynamics modeling in latent spaces and its application to robotic clothing assistance," in *2015 IEEE/RSJ International Conference on Intelligent Robots and Systems (IROS)*, Sep. 2015, pp. 3464–3469.
- [5] L. Twardon and H. J. Ritter, "Learning to put on a knit cap in a head-centric policy space," *IEEE Robotics and Automation Letters*, 2018.
- [6] K. Yamazaki, R. Oya, K. Nagahama, K. Okada, and M. Inaba, "Bottom dressing by a life-sized humanoid robot provided failure detection and recovery functions," in *System Integration (SII), 2014 IEEE/SICE International Symposium on*. IEEE, 2014, pp. 564–570.
- [7] Y. Gao, H. J. Chang, and Y. Demiris, "User modelling for personalised dressing assistance by humanoid robots," in *2015 IEEE/RSJ International Conference on Intelligent Robots and Systems (IROS)*, Sep. 2015, pp. 1840–1845.
- [8] —, "Iterative path optimisation for personalised dressing assistance using vision and force information," in *2016 IEEE/RSJ International Conference on Intelligent Robots and Systems (IROS)*, Oct 2016, pp. 4398–4403.
- [9] F. Zhang, A. Cully, and Y. Demiris, "Personalized robot-assisted dressing using user modeling in latent spaces," in *Intelligent Robots and Systems (IROS), 2017 IEEE/RSJ International Conference on*. IEEE, 2017, pp. 3603–3610.
- [10] E. Pignat and S. Calinon, "Learning adaptive dressing assistance from human demonstration," *Robotics and Autonomous Systems*, vol. 93, pp. 61–75, 2017.
- [11] G. Canal, E. Pignat, G. Alenyà, S. Calinon, and C. Torras, "Joining high-level symbolic planning with low-level motion primitives in adaptive hri: application to dressing assistance," in *2018 IEEE International Conference on Robotics and Automation (ICRA)*. IEEE, 2018, pp. 1–9.
- [12] G. Chance, A. Jevtić, P. Caleb-Solly, and S. Dogramadzi, "A quantitative analysis of dressing dynamics for robotic dressing assistance," *Frontiers in Robotics and AI*, vol. 4, 2017.
- [13] A. Jevtić, A. F. Valle, G. Alenyà, G. Chance, P. Caleb-Solly, S. Dogramadzi, and C. Torras, "Personalized robot assistant for support in dressing," *IEEE Transactions on Cognitive and Developmental Systems*, 2018.
- [14] A. Kapusta, Z. Erickson, H. Clever, W. Yu, C. Karen Liu, G. Turk, and C. C. Kemp, "Personalized collaborative plans for robot-assisted dressing via optimization and simulation," *Autonomous Robots*, 06 2019.
- [15] A. Jain, M. D. Killpack, A. Edsinger, and C. C. Kemp, "Reaching in clutter with whole-arm tactile sensing," *The International Journal of Robotics Research*, p. 0278364912471865, 2013.
- [16] F. Sygulla, C. Schuetz, and D. Rixen, "Adaptive motion control in uncertain environments using tactile feedback," in *Advanced Intelligent Mechatronics (AIM), 2016 IEEE International Conference on*. IEEE, 2016, pp. 1277–1284.
- [17] A. Kapusta, W. Yu, T. Bhattacharjee, C. K. Liu, G. Turk, and C. C. Kemp, "Data-driven haptic perception for robot-assisted dressing," in *Proc. IEEE International Symposium on Robot and Human Interactive Communication (RO-MAN)*, 2016.
- [18] W. Yu, A. Kapusta, J. Tan, C. C. Kemp, G. Turk, and C. K. Liu, "Haptic data simulation for robot-assisted dressing," in *2017 IEEE International Conference on Robotics and Automation (ICRA)*. IEEE, 2017.
- [19] Z. Erickson, A. Clegg, W. Yu, C. K. Liu, G. Turk, and C. C. Kemp, "What does the person feel? learning to infer applied forces during robot-assisted dressing," in *2017 IEEE International Conference on Robotics and Automation (ICRA)*. IEEE, 2017.
- [20] Z. Erickson, H. M. Clever, G. Turk, C. K. Liu, and C. C. Kemp, "Deep haptic model predictive control for robot-assisted dressing," in *2018 IEEE International Conference on Robotics and Automation (ICRA)*. IEEE, 2018, pp. 1–8.
- [21] Z. Erickson, H. Clever, V. Gangaram, G. Turk, C. Karen Liu, and C. C. Kemp, "Multidimensional capacitive sensing for robot-assisted dressing and bathing," vol. 2019, 06 2019, pp. 224–231.
- [22] T. P. Lillicrap, J. J. Hunt, A. Pritzel, N. Heess, T. Erez, Y. Tassa, D. Silver, and D. Wierstra, "Continuous control with deep reinforcement learning," *arXiv preprint arXiv:1509.02971*, 2015.
- [23] J. Schulman, P. Moritz, S. Levine, M. Jordan, and P. Abbeel, "High-dimensional continuous control using generalized advantage estimation," *arXiv preprint arXiv:1506.02438*, 2015.
- [24] X. B. Peng, P. Abbeel, S. Levine, and M. van de Panne, "Deepmimic: Example-guided deep reinforcement learning of physics-based character skills," *ACM Transactions on Graphics (Proc. SIGGRAPH 2018 - to appear)*, vol. 37, no. 4, 2018.
- [25] J. Schulman, S. Levine, P. Moritz, M. I. Jordan, and P. Abbeel, "Trust region policy optimization," *CoRR*, abs/1502.05477, 2015.
- [26] A. Clegg, W. Yu, J. Tan, C. K. Liu, and G. Turk, "Learning to dress: Synthesizing human dressing motion via deep reinforcement learning," *ACM Trans. Graph.*, vol. 37, no. 6, pp. 179:1–179:10, Nov. 2018. [Online]. Available: <http://doi.acm.org/10.1145/3272127>
- [27] J. Tan, K. Liu, and G. Turk, "Stable proportional-derivative controllers," *IEEE Comput. Graph. Appl.*, vol. 31, no. 4, pp. 34–44, 2011. [Online]. Available: <http://dx.doi.org/10.1109/MCG.2011.30>
- [28] R. Pahwa, S. Isaacson, J. Jimenez-Shaheed, I. A. Malaty, A. Deik, R. Johnson, and R. Patni, "Impact of dyskinesia on activities of daily living in parkinson's disease: Results from pooled phase 3 ads-5102 clinical trials," *Parkinsonism & related disorders*, 2018.
- [29] Z. Erickson, M. Collier, A. Kapusta, and C. C. Kemp, "Tracking human pose during robot-assisted dressing using single-axis capacitive proximity sensing," *IEEE Robotics and Automation Letters*, vol. 3, no. 3, pp. 2245–2252, July 2018.
- [30] Y. Bengio, J. Louradour, R. Collobert, and J. Weston, "Curriculum learning," in *Proceedings of the 26th Annual International Conference on Machine Learning*, ser. ICML '09. ACM, 2009, pp. 41–48. [Online]. Available: <http://doi.acm.org/10.1145/1553374.1553380>
- [31] A. Karpathy and M. Van De Panne, "Curriculum learning for motor skills," in *Canadian Conference on Artificial Intelligence*. Springer, 2012, pp. 325–330.
- [32] J. Lee, M. Grey, S. Ha, T. Kunz, S. Jain, Y. Ye, S. Srinivasa, M. Stilman, and C. Karen Liu, "Dart: Dynamic animation and robotics toolkit," vol. 3, p. 500, 02 2018.
- [33] Y. Jiang and C. K. Liu, "Data-driven approach to simulating realistic human joint constraints," *arXiv preprint arXiv:1709.08685*, 2017.
- [34] E. Coumans and Y. Bai, "Pybullet, a python module for physics simulation for games, robotics and machine learning," <http://pybullet.org>, 2016–2019.
- [35] "PhysX physics engine." [www.geforce.com/hardware/technology/physx](http://www.geforce.com/hardware/technology/physx), [Online].