

Electron-lattice interplays in LaMnO₃ from canonical Jahn-Teller distortion notations

Michael Marcus Schmitt,^{1,*} Yajun Zhang,^{1,2} Alain Mercy,¹ and Philippe Ghosez¹

¹*Physique Theorique des Materiaux, Q-Mat, CESAM, Universite de Liege,
Allée du 6 Aout 17 (B5), 4000 Sart Tilman, Belgium*

²*Department of Engineering Mechanics, School of Aeronautics and Astronautics,
Zhejiang University, 38 Zheda Road, Hangzhou 310007, China*

(Dated: May 25, 2020)

LaMnO₃ is considered as a prototypical Jahn-Teller perovskite compound, exhibiting a metal to insulator transition at $T_{JT} = 750\text{K}$ related to the joint appearance of an electronic orbital ordering and a large lattice Jahn-Teller distortion. From first-principles, we revisit the behavior of LaMnO₃ and show that it is not only prone to orbital ordering but also to charge ordering. Both charge and orbital orderings appear to be enabled by rotations of the oxygen octahedra and the subtle competition between them is monitored by a large tetragonal compressive strain, that is itself a Jahn-Teller active distortion. Equally, the competition of ferromagnetic and antiferromagnetic orders is slave of the same tetragonal strain. Our results further indicate that the metal to insulator transition can be thought as a Peierls transition that is enabled by spin symmetry breaking. Therefore, dynamical spin fluctuations in the paramagnetic state stabilize the insulating phase by the instantaneous symmetry breaking they produce and which is properly captured from static DFT calculations. As a basis to our discussion, we introduce canonical notations for lattice distortions in perovskites that distort the oxygen octahedra and are connected to charge and orbital orderings.

Keywords: LaMnO₃, perovskites, Jahn-Teller distortions, first-principles calculations

I. INTRODUCTION

Since the discovery of the colossal magnetoresistance effect in $R_x^{3+}A_{1-x}^{2+}\text{MnO}_3$ manganese perovskites solid solutions about 25 years ago¹ there has been a continuous research effort to understand the physical behavior of the end-members as well as intermediate compounds. Nonetheless, for the rare earth manganite perovskite side, RMnO_3 , no fully consistent picture has emerged yet that explains the interplay between structural, magnetic, and electronic degrees of a freedom. Hence, the prototypical member of this series, LaMnO₃, still attracts an extensive research interest.

LaMnO₃ belongs to a large class of perovskite materials with a Goldschmidt² tolerance factor $t < 1$. As such its lattice structure deviates from the ideal cubic perovskite $Pm\bar{3}m$ reference phase by the appearance of cooperative rotations of the MnO₆ oxygen octahedra. Above 1200K, LaMnO₃ shows a rhombohedral space group $R\bar{3}c$ ^{3,4}, with rotations of the connected oxygen octahedra according to a $a^-a^-a^-$ rotation pattern (in Glazer's notations⁵). At 1200 K, LaMnO₃ undergoes a structural phase transition to a $Pbnm$ phase with $a^-a^-c^+$ rotation pattern, the most common one among the perovskites⁶.

In both of these phases, oxygen octahedra rotate in a nearly rigid way. This rigid rotation preserves the cubic symmetry (O_h in Schönflies notation) around the Mn atom if only the octahedron is considered. In such a regular octahedron, the five-fold degenerated Mn d -states are split into three degenerate lower energy t_{2g} and two degenerate higher energy e_g states. In the 3+ oxidation state of Mn, four electrons formally occupy the Mn- d states. Due to strong intra-site Hund's coupling in

th 3d shell, Mn adopts a high-spin configuration, where three electrons occupy the t_{2g} and one the e_g states. As the Mn-3d states constitute the highest occupied states in LaMnO₃, it is consequently metallic in the $R\bar{3}c$ and $Pbnm$ phases at high temperatures.

At 750K and ambient pressure, or lower temperatures and higher pressure ($\approx 32\text{GPa}$), a second structural transition occurs, accompanied by a metal-to-insulator transition (MIT). This transition is called Jahn-Teller (JT) or Orbital Ordering (OO) transition at the temperature T_{JT} or T_{OO} ⁷. At this transition, a sudden increase of volume is observed. The initially nearly cubic unit cell shows a strong tetragonal compression and orthorhombic deformation⁸⁻¹⁰. The oxygen octahedra experience strong cooperative deformations lowering their symmetry from cubic to orthorhombic (O_h to D_{2h}). These are the so-called *Jahn-Teller distortions*. However, no further symmetry reduction occurs and the structure preserves the $Pbnm$ space group¹¹. Hence, the structures are called O' ($T < T_{JT}$) and O ($T > T_{JT}$)^{4,12}. A peculiarity of such isosymmetrical transitions is that the structural order parameter - the Jahn-Teller distortions - are not restricted to zero amplitude before the transition. Consequently in the O phase local Jahn-Teller distortions are reported and short-range ordered clusters with the diameter of 4 MnO₆ octahedra have been found^{4,12,13}.

In all of the above described phases, the unpaired magnetic moments in the 3d shell of manganese are disordered and LaMnO₃ is paramagnetic (PM). At $T_N = 140\text{K}$ ¹⁴, LaMnO₃ undergoes a magnetic transition without any structural changes to an antiferromagnetic phase with A-type pattern (AFM-A).

There is a long standing debate about the origin of the MIT at T_{JT} in LaMnO₃^{7,15-19}. Broadly, this debate can be summarized into two distinct views: the *cooperative*

*Jahn-Teller Effect*²⁰⁻²³ (C-JTE) on the one hand and the spontaneous orbital ordering proposed by the *Kugel-Khomskii*²⁴ (KK) model on the other hand.

The C-JTE approach extends the Jahn-Teller Effect²⁵ from an isolated Jahn-Teller center to a solid of coupled centers. In the case of LaMnO₃, these are the corner shared oxygen octahedra. The origin of the transition is the *local* degeneracy of the e_g orbitals, which induces a *local* octahedral distortion removing the degeneracy. The coupled octahedra only interact harmonically through their individual deformation. The cooperative ordering of the octahedra results of the minimization of the lattice harmonic energy and creates an orbital ordering.

The KK approach (based on the Mott-Hubbard model²⁶) emphasizes instead the roles of the *inter site* super-exchange electronic interactions and dynamical correlations between e_g electrons. It postulates spontaneous orbital and magnetic orderings in the undistorted cubic perovskite phase for a certain ratio of hopping and exchange parameters. The appearance of the cooperative deformation of the oxygen octahedra is here a secondary effect induced by the orbital ordering. From DFT+DMFT calculations, it has been shown that the KK mechanism alone cannot account for the orbital ordering in LaMnO₃²⁷ and that electron-lattice coupling is crucial in promoting the high orbital ordering transition-temperature. Moreover a recent first-principles study²⁸ claims that dynamical correlations are not necessary to account for orbital ordering in perovskites. LaMnO₃ thereby appears as a special case, where the principal orthorhombic Jahn-Teller distortion is only unstable in the presence of octahedral rotations.

In the present work, we reinvestigate LaMnO₃ from first-principles calculations. First, we show that our calculation method properly reproduces a range of measured ground-state properties of LaMnO₃. Then, we sample the Born-Oppenheimer potential energy surfaces (PES) of the close competing AFM-A and ferromagnetic (FM) orders and characterize the inherent electronic instabilities, couplings between phonon modes, strains, insulating and metallic states. By a simple Monte-Carlo (MC) simulation we show that these PESs qualitatively reproduce the orbital ordering transition at 750K. Finally, we unveil that LaMnO₃ shows an inherent subtle competition between charge-ordering and orbital ordering, which was suspected before²⁹. As a support to our analysis, we reclassify *all* octahedra deforming cooperative distortions in perovskite systems into unified *canonical* notations for those kind of distortions taking into account local and global aspects and show the connection to other various notations in the present literature.

The analysis of the PESs computed from DFT shows that the large electron-lattice coupling, necessary to explain the transition, lies in a Peierls effect³⁰. The large coupling is only enabled once the spin symmetry between neighbouring sites is broken. At elevated temperature this symmetry breaking is produced by dynamical fluctuations of orbital occupations and spin orientations in

the PM state, so questioning the ability of DFT to describe such a phenomenon. From MC simulation relying on PESs calculated with DFT and reproducing the MIT, we show that, in line with Ref.³¹, the key ingredient of the MIT transition is more the *instantaneous* symmetry breaking, that can be statically treated in DFT, than the *dynamical* nature of the fluctuations. Hence, we assign an important part of the stabilising energy at the MIT transition to *spin symmetry breaking*. This does not mean that dynamical electron correlations do not play any role in stabilising the insulating phase. The use of an appropriate U-correction remains important in treating materials like LaMnO₃ from DFT. Nevertheless, together with the recent explanation of charge-ordering in e_g^1 alkaline earth ferrites AFeO₃³² and rare earth RNiO₃³³ as a Peierls transition, it seems that the cooperative Jahn-Teller/orbital ordering and charge-ordering transitions are simply different coordinates for translational symmetry breaking and therefore they might always compete in perovskites with degenerate e_g states. Finally, we emphasize that for gaining more insights in the dynamical properties of the MIT, new model descriptions are needed that can treat the electrons and nuclei dynamically coupled in large supercells.

II. METHODS

Density functional theory (DFT) calculations were performed using the generalized gradient approximation (GGA) with the revised Perdew-Burke-Enzerhof parameterisation for solids (PBEsol)³⁴ as implemented in the Vienna ab initio simulation package (VASP)³⁵. A Liechtenstein ($U|J$) correction was applied. ($U|J$) = (5|1.5) were determined by comparing structural, electronic, and magnetic parameters to experimental results. For comparison, we reproduced also the results of *Mellan et al.* using ($U|J$) = (8|2)³⁶. The projector augmented wave method³⁷ was used, with a high plane-wave cutoff energy of 600 eV and a dense 14x14x14 Monkhorst-Pack k-point mesh³⁸ with respect to the cubic perovskite unit cell. Supercells up to 40-atoms were used to treat various magnetic orderings. The density of the k-point mesh in the supercells was reduced according to the multiplicity of the supercell. During the structural optimizations, the lattice parameters and internal coordinates of atoms were fully relaxed until the Hellmann-Feynman forces on each atom were less than 10^{-5} eV/Å and stresses are less than $4 \cdot 10^{-4}$ eV/Å³.

We used ISODISTORT³⁹ to analyze symmetry-adapted modes and symmetry-adapted strains of experimental and optimized structures. In all cases, we used the aristo-type $Pm\bar{3}m$ structure of LaMnO₃ as reference, with a lattice constant of $a_0 = 3.935$ Å that preserves the same volume per formula unit as in the experimental $Pbnm$ phase at low temperatures. Then, we used the software INVARIANTS⁴⁰ to create invariant coupling terms including symmetry adapted modes and strains. We use the BANDUP

utility^{41,42} to unfold electronic band-structures of magnetically or structurally distorted structures back to the Brillouin-zone of the cubic 5-atoms perovskite unit-cell. Finally we used an in-house tool to approximate PESs from DFT data with a polynomial expansion and to run Monte-Carlo simulations on the determined polynomial.

III. CANONICAL NOTATIONS FOR COOPERATIVE JAHN-TELLER DISTORTIONS IN PEROVSKITES

The Jahn-Teller effect in the ideal perovskite $Pm\bar{3}m$ space group has been intensively studied over decades. Surprisingly, no unified notation of cooperative Jahn-Teller distortions has been adopted yet. The reason for that seems to be the focus of many works on limited subsets of distortions, for which labels are defined in the scope of the work. Here, we introduce canonical notations defining a *unique* label for *all* possible distortions. These are beyond the scope of the investigated problems in LaMnO_3 , but will serve to simplify future discussions and comparisons between different perovskites. The new labels combine local and cooperative aspects, while being based on existing notations. As a starting point we give a brief summary on the history of the study of the Jahn-Teller effect in octahedral transition-metal complexes.

In 1937 *Jahn* and *Teller* published a pionnering work stating that in a molecule "stability and (orbital) degeneracy are not possible simultaneously unless the molecule is a linear one [...]"²⁵. The geometric instability of a molecule containing an orbital degenerate state is introduced by the so-called vibronic-coupling terms. These terms couple the degenerate electronic state linearly to a vibrational mode coordinate Q_k . The strength of the coupling is expressed as

$$\alpha_{JT} = \left\langle \Psi_i^0 \left| \frac{\partial H_0}{\partial Q_k} \right| \Psi_j^0 \right\rangle, \quad (1)$$

where Ψ_i^0 , Ψ_j^0 are degenerate electronic states in a high-symmetry structure of the molecular system and H_0 is the Hamiltonian of the unperturbed system.

Shortly after, the combinations of orbitals and modes that fulfill the symmetric conditions for such an effect in specific point groups were determined. *Van Vleck*⁴³ studied the isolated octahedral transition-metal complex MX_6 (Point Group O_h) within an external crystal field. From the 21 normal modes (3 times 6 atomic displacements plus 3 rigid rotations of the oxygen octahedron with respect to the external field), he identified six that are prone to a Jahn-Teller instability in conjunction with degenerate t_{2g} and/or e_g orbitals and labeled them from Q_1 to Q_6 : Q_1 , the volume expansion/contraction, Q_2 a planar rhombic distortion, Q_3 the tetragonal distortion, where Q_2 and Q_3 keep the octahedral volume constant at linear order, and Q_4 to Q_6 the three possible shears of the octahedron (see Table I).

At the molecular level, Q_1 does not play any role if the reference volume of O_h point group represents a stationary point with respect to volume expansion/contraction. Moreover, it does not lift the electronic degeneracy as it keeps the symmetry of the O_h group.

The modes Q_2 and Q_3 are degenerate and possess the E_g symmetry with respect to O_h . In conjunction with the e_g orbitals ($dz^2 - r^2, dx^2 - y^2$), they form the extensively studied $E_g \otimes e_g$ Jahn-Teller system. Large static Q_2/Q_3 distortions appear for oddly occupied e_g orbitals as e.g. $\text{Mn}^{3+}(e_g^1)$ or $\text{Cu}^{2+}(e_g^3)$. At the harmonic level, the systems form the so called *mexican hat* potential energy surface. This surface possesses a degenerate minimum described by a circle in the $Q_2 - Q_3$ plane. Which point on the circle is stabilized depends then on the strength and sign of higher order anharmonicities⁴⁴⁻⁴⁶. The amplitudes of the distortion are quantified by

$$Q_2 = \frac{2(l-s)}{\sqrt{2}} \quad (2)$$

$$Q_3 = \frac{2(2m-l-s)}{\sqrt{6}} \quad (3)$$

where l , m , and s , refer to long, middle, and short MX bond lengths. The angle in the Q_2/Q_3 plane is

$$\phi = \arctan\left(\frac{Q_2}{Q_3}\right) \quad (4)$$

and is a direct measure for the $dz^2 - r^2/dx^2 - y^2$ ratio in the stabilized state.

The modes Q_4 to Q_6 are relevant for degenerate t_{2g} states, since they possess the same symmetry and form a $T_{2g} \otimes t_{2g}$ system. However, the t_{2g} orbitals can also interact with E_g modes (Q_2 and Q_3), which results in many possibilities for energy lowering distortions to a degenerate t_{2g} system. Spin-orbit coupling further complicates the situation for heavier transition-metal ions as it introduces a splitting opposed to the distortion^{47,48}. The vibronic couplings are typically small since the strength of π -bonds formed between the M t_{2g} orbitals and neighboring X p -orbitals are weak. Consequently, smaller static distortions typically appear in systems with degenerate t_{2g} states than in those with degenerate e_g states.

The problem of the Jahn-Teller instability in isolated MX_6 octahedra was soon transferred to periodic solids, in which each unit cell contains a Jahn-Teller ion. Amongst them are the ABX_3 perovskites with their corner-shared BX_6 octahedral network. Jahn-Teller instabilities occur in ABX_3 perovskites with an odd occupation of the B-cation's e_g orbitals, such as rare-earth manganites RMnO_3 ($d^4 = e_g^1$), KCrF_3 ($d^4 = e_g^1$)⁴⁹, KCuF_3 ($d^9 = e_g^3$)⁵⁰, or with an incomplete occupation of the t_{2g} orbitals such as rare-earth titanates RTiO_3 ($d^1 = t_{2g}^1$)^{51,52} and rare-earth vanadates RVO_3 ($d^2 = t_{2g}^2$)⁵³. The key difference between the isolated problem studied by *Van Vleck* and the perovskites with connected Jahn-Teller centers lies in the direct neighboring of the Jahn-

Teller ions. As a first consequence, the lattice of sites implies that the degenerate electronic states form continuous electronic bands instead of well-defined orbital states. The electronic band character of the degenerate states has been largely ignored by the C-JTE and KK theories. The C-JTE approach directly transfers the Jahn-Teller Hamiltonian of the isolated problem to the periodic solid by simply exchanging the normal modes with phonon-type modes and lattice strains^{21–23,54}. In the KK view the band-character is quasi ignored by an assumption of very small bandwidths²⁴. As a second consequence, individual distortions are transferred between octahedral sites. The network allows nonetheless for some phase freedom in the cooperative arrangement of the distorted octahedra. This additional freedom enables the system to achieve the same individual octahedral distortion from different cooperative orderings.

Regardless, in perovskites with interconnected Jahn-Teller centers, it is usual to quantify the amplitude of Q_2 and Q_3 distortions based on $B-O$ distances in absolute coordinates. This notation quantifies the distortion of one *individual* octahedron. It does not indicate the cooperative arrangement of the distorted octahedra nor distinguish condensed phonon-type distortions from homogeneous lattice strain. At the same time, the quantification and notation of $Q_4 - Q_6$ distortions seems to have been dropped in latter years (the last occurrence we found dates back to 1997⁵⁵).

Carpenter and *Howard* gave a different notation based on the ISOTROPY software suite and associating Jahn-Teller ordering schemes with labels of irreducible representations (irrep) and ordering parameters⁵⁶. These symmetry labels are unique and distinguish between strain and phonon modes. Moreover, the symmetry-adapted analysis allows to quantify the amplitudes of Jahn-Teller distortions in their own subspace, such that they can be separated from other distortions in the crystal lattice as octahedral rotations or antipolar motions. Finally, by creating invariant polynomial terms between the subspace of the Jahn-Teller distortions and other lattice distortions, the order, sign and strength of couplings between those different distortions can be studied. This makes the decomposition of lattice distortions into orthogonal irreducible subspaces a very powerful approach. However, the application of the symmetry analysis has not found widespread application. A reason might be that the connection between the *Van-Vleck*-numbering and the irrep labels is not obvious.

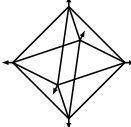
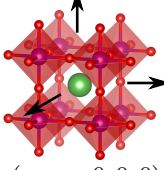
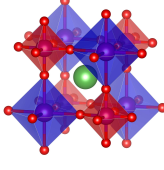
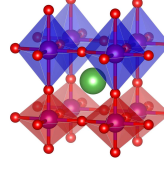
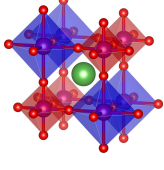
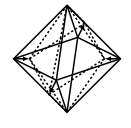
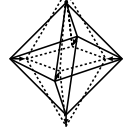
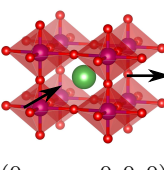
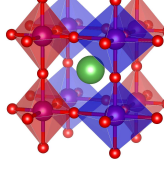
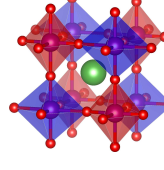
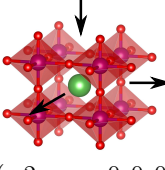
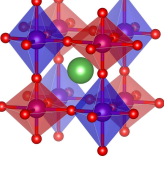
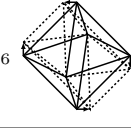
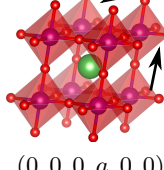
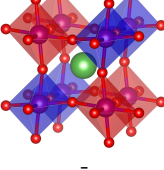
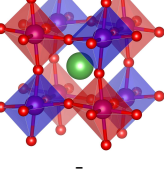
In the context of a first-principles study of RNiO_3 rare-earth nickelates, *He* and *Millis*⁵⁷ defined labels Q_x^k (which could be said to be inspired by *Kanamori*⁵⁴) with x a number indicating a local pattern (different from *van Vleck's*) and k the label associated to high symmetry k-points in the cubic Brillouin zone. Through the phase factor $e^{i\vec{k}\cdot\vec{x}}$, the k-label emphasizes the cooperative arrangement. However, they only labeled the modes of interest in their study, without labeling all possibilities.

Here, we introduce canonical notations defining a

unique symbol for all possible cooperative Jahn-Teller distortions in the perovskite structure. Our canonical symbols have the form $Q_{i\alpha}^{\vec{q}}$. The subscript i indicates the local distortion pattern and takes the enumeration of the octahedral normal modes from *Van-Vleck*. The second subscript α is necessary for non-isotropic local patterns that break the cubic symmetry of the octahedra (all besides Q_1): it identifies the alignment of the unique feature of the local distortion pattern with respect to the perovskite lattice. It takes the values x, y, z , which are defined to lie along the cubic perovskite lattice axes. For a two-dimensional local distortion pattern, the unique feature is the axis orthogonal to the two-dimensional distortion plane (applies to Q_2 and Q_4). For a one or three dimensional local distortion pattern it shows the cartesian axis along the unique feature. Finally, the superscript \vec{q} is the label of the reciprocal space vector according to which the local mode is translating in the crystal. Within this work, we limit \vec{q} to zone center ($\Gamma = (0, 0, 0)$) and zone boundary modes at high symmetry \vec{q} points. The zone center Γ is thereby associated to lattice strains. However, there is no inherent limitation of the notation to the high symmetry \vec{q} -points. In the cubic Brillouin zone, the high-symmetry \vec{q} points at the zone boundary are $\mathbf{X} = (\frac{1}{2}, 0, 0)$, $\mathbf{M} = (\frac{1}{2}, \frac{1}{2}, 0)$, and $\mathbf{R} = (\frac{1}{2}, \frac{1}{2}, \frac{1}{2})$. The power of using such high-symmetry \vec{q} points lies in their unique definition of the cooperative arrangement of the local distortion pattern and thereby also the related orbital ordering. In analogy to magnetic orderings, Γ leads to *ferro*, \mathbf{X} to a planar or *A-type*, \mathbf{M} to a columnar or *C-type*, and \mathbf{R} to a checkerboard or *G-type* arrangement. The freedom of the phase-factor depends on the local distortion pattern, since the corner-shared atoms imply the opposite displacement of neighboring octahedra. The resulting notations for all local patterns at the high symmetry points are shown in Table I. Additionally, Table I shows the crystal symmetry achieved by condensing the individual cooperative modes in the $Pm\bar{3}m$ space-group, the local octahedral symmetry only taking into account the MX_6 complex, and the label of the irreducible subspace with the origin of the cubic perovskite unit cell set on either *A* or *B* cation.

The Q_1 mode is related to a homogeneous expansion/contraction of the volume of individual octahedra. It appears as a lattice strain at Γ . As in the molecular case, it can be omitted by choosing a reference stationary with respect to Q_1^Γ . Since the local distortion pattern is three dimensional, Q_1 is limited to \vec{q} between Γ and \mathbf{R} . $Q_1^\mathbf{R}$ is often called the breathing type distortion and associated to charge ordering^{33,58}. Two additional modes changing the volume of local octahedra can be thought of. First, a mode that alters one bond axis (uniaxial volume change) and, second, two octahedral axis (planar volume change). In the molecular case, these distortions do not appear as normal modes as they are not orthogonal to Q_1 and Q_3 . Since in solids these modes have been shown to be connected to charge ordering⁵⁹, we associate equally a Q_1 -label to them. In the periodic perovskite crystal, the

TABLE I: Canonical labels $Q_{i\alpha}^{\vec{q}}$ for cooperative Jahn-Teller distortions in solids with octahedral corner shared networks. The first subscript i refers to the *Van Vleck's* numbering of normal modes in the isolated octahedron. The second subscript α defines the unique axis of the local distortion pattern. α is not necessary for the isotropic deformations Q_1^Γ and Q_1^R . The superscript \vec{q} refers to the reciprocal space vector with which the mode is translating. Shown are $\Gamma = (0, 0, 0)$, $\mathbf{X} = (\frac{1}{2}, 0, 0)$, $\mathbf{M} = (\frac{1}{2}, \frac{1}{2}, 0)$, and $\mathbf{R} = (\frac{1}{2}, \frac{1}{2}, \frac{1}{2})$. Γ is associated to lattice strains. Octahedra drawn in red and blue experience opposite distortions.

	Q_1^Γ	Q_1^R	$Q_{1\alpha}^{\mathbf{X}}$	$Q_{1\alpha}^{\mathbf{M}}$		
Origin in A Ref. $Pm\bar{3}m$ B	$\Gamma_1^+(a)$ $\Gamma_1^+(a)$	$R_2^-(a)$ $R_1^+(a)$	$X_3^-(a, 0, 0)$ $X_1^+(a, 0, 0)$	$M_4^+(a, 0, 0)$ $M_1^+(a, 0, 0)$		
Displacement Pattern						
Strain Vector	$(a, a, a, 0, 0, 0)$	-	-	-		
Crystal Space Group (Schönflies)	$Pm\bar{3}m$ (O_h^1)	$Fm\bar{3}m$ (O_h^5)	$P4/mmm$ (D_{4h}^1)	$P4/mmm$ (D_{4h}^1)		
Local Octahedral Symmetry	O_h	O_h	D_{4h}	D_{4h}		
	$Q_{2\alpha}^\Gamma$	$Q_{2\alpha}^{\mathbf{M}}$	$Q_{2\alpha}^{\mathbf{R}}$		$Q_{3\alpha}^\Gamma$	$Q_{3\alpha}^{\mathbf{R}}$
Origin in A Ref. $Pm\bar{3}m$ B	$\Gamma_3^+(0, a)$ $\Gamma_3^+(0, a)$	$M_3^+(a, 0, 0)$ $M_2^+(a, 0, 0)$	$R_3^-(0, a)$ $R_3^+(0, a)$	$\Gamma_3^+(a, 0)$ $\Gamma_3^+(a, 0)$	$R_3^-(a, 0)$ $R_3^+(a, 0)$	
Displacement Pattern						
Strain Vector	$(0, -a, a, 0, 0, 0)$	-	-	$(-2a, a, a, 0, 0, 0)$	-	
Crystal Space Group (Schönflies)	$Pmmm$ (D_{2h}^1)	$P4/mbm$ (D_{4h}^5)	$I4/mcm$ (D_{4h}^{18})	$P4/mmm$ (D_{4h}^1)	$I4/mmm$ (D_{4h}^{17})	
Local Octahedral Symmetry	D_{2h}	D_{2h}	D_{2h}	D_{4h}	D_{4h}	
	$Q_{4\alpha}^\Gamma$	$Q_{4\alpha}^{\mathbf{M}}$	$Q_{4\alpha}^{\mathbf{R}}$			
Origin in A Ref. $Pm\bar{3}m$ B	$\Gamma_5^+(a, 0, 0)$ $\Gamma_5^+(a, 0, 0)$	$M_1^+(a, 0, 0)$ $M_4^+(a, 0, 0)$	$R_4^-(a, 0, 0)$ $R_5^+(a, 0, 0)$			
Displacement Pattern						
Strain Vector	$(0, 0, 0, a, 0, 0)$	-	-			
Crystal Space Group (Schönflies)	$Cmmm$ (D_{2h}^{19})	$P4/mmm$ (D_{4h}^1)	$I4/mmm$ (D_{4h}^{17})			
Local Octahedral Symmetry	D_{2h}	D_{2h}	D_{2h}			

uniaxial volume change appears as a irreducible mode at \mathbf{X} ($Q_{1\alpha}^{\mathbf{X}}$) and the planar volume change at \mathbf{M} ($Q_{1\alpha}^{\mathbf{M}}$ in Table I). At the other high-symmetry q-points of the cubic Brillouin zone, the uniaxial and planar volume changes are (equivalently to the case of an isolated octahedron) not orthogonal to the other modes presented in Table I. Indeed, at the \mathbf{M} point, the uniaxial volume change is represented by a sum of $Q_{1\alpha}^{\mathbf{M}}$ and $Q_{2\alpha}^{\mathbf{M}}$ while, at the \mathbf{R} and $\mathbf{\Gamma}$ points, the volume changes are represented by sums of $Q_{1\alpha}^{\mathbf{R}/\mathbf{\Gamma}}$, $Q_{2\alpha}^{\mathbf{R}/\mathbf{\Gamma}}$ and $Q_{3\alpha}^{\mathbf{R}/\mathbf{\Gamma}}$ (respectively the subspaces R_2^-/R_3^- and Γ_1^+/Γ_3^+).

The Q_2 modes are two-dimensional and can hence translate with $\mathbf{\Gamma}$, \mathbf{M} , and \mathbf{R} . They reduce the local symmetry to D_{2h} stabilizing a mixed $d_{z^2-r^2}/d_{x^2-y^2}$ state.

The Q_3 modes are three-dimensional and hence appear at $\mathbf{\Gamma}$ and \mathbf{R} . They reduce the local symmetry to D_{4h} stabilizing, either a $d_{x^2-y^2}$ or a $d_{z^2-r^2}$ state for tetragonal compression or extension respectively.

At $\mathbf{\Gamma}$ and \mathbf{R} , Q_2 and Q_3 form a two-dimensional subspace equivalent to the Q_2/Q_3 space of the isolated Jahn-Teller center. However, an intriguing difference to the isolated center is the appearance of $Q_{2\alpha}^{\mathbf{M}}$ in its own subspace. This gives an additional degree of freedom for cooperative Jahn-Teller distortions of connected Jahn-Teller centers.

Finally, the Q_4 modes label the shear distortions. As they are two-dimensional, they appear at $\mathbf{\Gamma}$, \mathbf{M} , and \mathbf{R} , being at each point threefold degenerated. This threefold degeneracy reflects the modes Q_5 and Q_6 in *Van Vleck's* numbering. The necessity of Q_5 and Q_6 falls away using the second subscript α in our notations. Q_4 modes reduce the local symmetry to D_{2h} albeit in a different way than Q_2 since the $B-O$ distances in the sheared plane stay degenerate.

All irreducible subspaces besides X_3^-/X_1^+ and R_4^-/R_5^+ given in Table I are formed exclusively by the corresponding Jahn-Teller displacements of the ions at the octahedral corners. In the subspaces X_3^-/X_1^+ and R_4^-/R_5^+ additional antipolar motions of A-cations are found. In X_3^-/X_1^+ the A-cations of [100]-planes move along the corresponding cubic axes. In the R_4^-/R_5^+ subspace, it is the case for A-cations of the [111]-planes (see also Fig. 1). Hence, it is expected that the condensation of a $Q_{1\alpha}^{\mathbf{X}}$ or $Q_{4\alpha}^{\mathbf{R}}$ distortion will induce the corresponding antipolar motion and vice versa.

Finally we notice that the strains $Q_{1\alpha}^{\mathbf{\Gamma}}, Q_{2\alpha}^{\mathbf{\Gamma}}, Q_{3\alpha}^{\mathbf{\Gamma}}$, and $Q_{4\alpha}^{\mathbf{\Gamma}}$ represent a complete strain basis for the cubic perovskite system.

These canonical notation, defining a unique symbol for each cooperative Jahn-Teller distortion while distinguishing phonon-modes and lattice strains, will facilitate the discussion of perovskite systems experiencing static Jahn-Teller distortions. As it will be shown in the forthcoming of this work, the orthogonality of the decomposition is most powerful in the study of the interplay of Jahn-Teller distortions with other lattice distortions and strains.

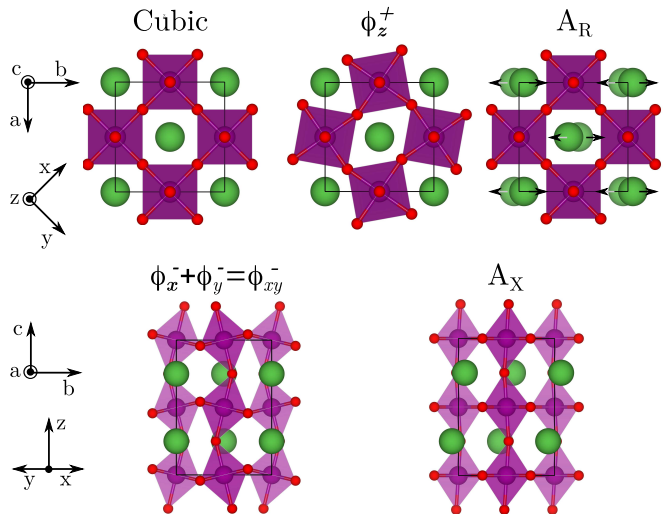


FIG. 1: Displacement patterns of condensed symmetry adapted modes in the LaMnO₃ $Pbnm$ -phase (excluding Jahn-Teller distortions). Cubic xyz - and orthorhombic abc -coordinate system used throughout the paper are indicated. The $Pbnm$ -unit cell is shown by the black continuous line. a) Reference cubic positions, b) in-phase rotation ϕ_z^+ (irrep: M_3^+), c) antipolar motion A_R at the R-point of the cubic Brillouin zone (irrep: R_4^-), d) out-of-phase rotations ϕ_{xy}^- (irrep: R_5^-), e) antipolar motion A_X at the X-point of the cubic Brillouin zone (irrep: X_5^-).

IV. GROUND STATE PROPERTIES

In this section we review the structural, magnetic, and dielectric properties of the LaMnO₃ bulk ground-state phase. We compare the results of our DFT+($U|J$) calculations to experimental values in order to assess the validity of our calculation method (See Table II).

The ground-state $Pbnm$ phase can be described in terms of its atomic distortion with respect to the aristotype cubic perovskite structure, taken as reference. This distortion can be decomposed according to the orthogonality symmetry-adapted phonon modes and lattice strains defined by the irreducible representations of the cubic reference structure. The modes with the largest amplitudes are (i) one in-phase rotation of the oxygen octahedra (ϕ_z^+ irrep: M_2^+) and (ii) two out-of-phase rotations ($\phi_x^- + \phi_y^- = \phi_{xy}^-$ irrep: R_5^-), leading together to the $a^-a^-c^+$ rotation pattern⁵ and reducing the symmetry to the $Pbnm$ space group. This rotation pattern further induces two antipolar motions of the La cations^{60–62}. Firstly, an antipolar motion of the La atoms (and also oxygens) of consecutive (001)-planes along the pseudocubic xy -direction (A_X irrep: X_5^-). Secondly, an antipolar motion of La atoms of consecutive (111)-planes equally along the pseudocubic xy -direction (A_R irrep: R_4^-). This latter antipolar motion possesses the same irrep as the Jahn-Teller modes $Q_{4\alpha}^{\mathbf{R}}$ defined in Table I. The respective oxygen motions $Q_{4x}^{\mathbf{R}}$ and $Q_{4y}^{\mathbf{R}}$ do appear also but with an amplitude one order of magnitude smaller than the al-

ready small amplitude of the A_R cation motions so that they are not reported in Table II. Finally, the ground-state structure also shows a significant Jahn-Teller distortion Q_{2z}^M , and sizable tetragonal (compressive along z-axis) and shear strains Q_{3z}^F and Q_{4z}^F , all compatible with the $Pbnm$ symmetry. The atomic displacement patterns associated to these modes (excluding the strains and Jahn-Teller modes, already sketched in Table I) are shown in Fig. 1.

In the following we refer to calculated physical quantities using the $(U|J)$ parameters of *Mellan et.al*³⁶ as (8eV|2eV) and our new optimized values as (5eV|1.5eV) and compare them to experimental values. In the top part of Table II, we report the relaxed amplitudes of all the modes and strains with imposed AFM-A order. Both tested $(U|J)$ combinations deliver similar strain and mode amplitudes in good agreement with the measured values (maximum deviation for $\phi_{xy}^-(R_5^-) \approx 5\%$).

In the center part of Table II, we compare the Kohn-Sham band gap and the optical dielectric constant ϵ^∞ obtained with the two GGA+U functionals to experimental data. Both calculated band gaps lie well in the range of experimentally measured values^{14,64-69}.

The optical dielectric tensor gives a second good measure besides the band gap to test the calculated electronic density. Refs [15,17] provide directionally resolved measurements of the optical dielectric tensor at low temperature along the $Pbnm$ -c axis and the pseudocubic x-direction to compare with our calculations ($\approx 45^\circ$ to the orthorhombic a - and b - directions). In Table II we report the dielectric tensor in the orthorhombic axis as well as rotated to the same crystallographic orientation as in^{15,17}, where $\epsilon_{xx}^\infty = \epsilon_{yy}^\infty$, while in the orthorhombic coordinate systems it holds $\epsilon_{aa}^\infty \neq \epsilon_{bb}^\infty$. In the pseudocubic x,y,z -system x and y are not orthogonal, for which reason the off diagonal element $\epsilon_{xy}^\infty \neq 0$. However, since ϵ_{xy}^∞ is one magnitude smaller (< 0.5) than the diagonal terms and as it has not been reported in experiments, we did not note it in Table II.

PBEsol + (8eV|2eV) and PBEsol + (5eV|1.5eV) yield electronic band gaps, which lie well in the range of the experimentally measured ones, although increasing with U. Regarding the optic dielectric constant, PBEsol + (5eV|1.5eV) yields values in better agreement with experiment, which also reproduce the optical anisotropy absent with PBEsol + (8eV|2eV).

In the bottom part of Table II we compare the calculated magnetic properties with experimental values. We made a two J exchange constant mean field model, which is sufficient to justify the AFM-A order and can be found in several publications in recent literature^{14,36,70}. In our definition, a negative value of J indicates ferromagnetic exchange. To calculate the exchange constants, we used the energy differences of the relaxed AFM-A, AFM-G and FM phases and assumed a total spin of $4\mu_B$ per Mn site. In this way the calculated exchange constants contain implicitly spin-phonon coupling, which is however small as the relaxed phases for the different magnetic or-

TABLE II: Comparison of quantities calculated from DFT with PBEsol+(5|1.5) and PBEsol+(8|2) with experimental values. Top: amplitudes of the symmetry-adapted modes (\AA) extracted with ISODISTORT^a of relaxed LaMnO₃ with imposed AFM-A magnetic order. Center: optical dielectric permittivity tensor ϵ^∞ and electronic band gap E_{Gap} (eV). Bottom: magnetic moment μ (μ_B), magnetic exchange constants J (meV) and Neel-Temperature T_N (K).

	(5 1.5)	(8 2)	Exp.
Structure			
Q_{4z}^F	-0.036	-0.039	-0.027 ^b /-0.027 ^c
$\Gamma_5^+(a, 0, 0)$			
Q_{3z}^F	-0.040	-0.040	-0.032 ^b /-0.032 ^c
$\Gamma_3^+(a, 0)$			
A_X			
$X_5^-(0, 0, 0, 0, a, -a)$	0.33	0.34	0.30 ^b /0.29 ^c
ϕ_z^+			
$M_2^+(a, 0, 0)$	0.49	0.51	0.48 ^b /0.48 ^c
Q_{2z}^M			
$M_3^+(a, 0, 0)$	0.19	0.19	0.18 ^b /0.19 ^c
ϕ_{xy}^-			
$R_5^-(0, a, -a)$	0.65	0.67	0.63 ^b /0.59 ^c
A_R			
$R_4^-(0, a, a)$	0.06	0.06	0.06 ^b /0.06 ^c
Optical Properties			
ϵ_{aa}^∞	7.03	6.02	-
ϵ_{bb}^∞	6.52	5.5	-
ϵ_{xx}^∞	6.77	5.75	$\approx 7.3^{\text{d,e}}$
ϵ_{cc}^∞	6.15	5.76	$\approx 6^{\text{d,e}}$
E_{Gap}	1.15	1.77	1.1 - 1.9 ^f
Magnetic Properties			
μ	3.68	3.75	3.8
$J_{xx} = J_{yy}$	-0.59	-0.25	-0.83 ^b
J_z	0.34	0.18	0.58 ^b
T_N	142	64	~ 140 (Calc: 207 ^{b,g})

^a Normalized with respect to the reference phase (Cubic $Pm\bar{3}m$).

^b Ref. [14]

^c Ref. [63]

^d Ref. [17]

^e ϵ_{xx}^∞ and ϵ_{bb}^∞ correspond to ϵ_{1b} and ϵ_{1c} in the lower frequency range below the first optical transition in 17.

^f Refs. [14,64-69]

^g Calculated in Ref.[14] with a two J mean-field approach using the measured exchange constants.

der are structurally close. Our experimental reference is [14], where the magnetic exchange constants were derived from magnon dispersion measurements. It is noteworthy, that T_N calculated in the mean field model with the measured exchange constants lies 67 K above the measured T_N because of the neglect of spin-fluctuations.

TABLE III: Energy comparison per formula unit of different Magnetic Orderings in the cubic phase of LaMnO₃

Magnetic Ordering	$\Delta E/fu$ (meV)
FM	-126.5
AFM-A	0.00
AFM-C	+175.5
AFM-G	+367.9

PBEsol + (8eV|2eV) underestimates both exchange constants by an approximate factor of three. In contrast PBEsol + (5eV|1.5eV) underestimates less the exchange constants with respect to the experiment and finds a Neel-Temperature from mean field theory comparable to the experimental one.

In conclusion, both (5eV|1.5eV) and (8eV|2eV) produce a good description of the structural ground state of LaMnO₃. Considering additionally electronic, optical and magnetic properties, (5eV|1.5eV) provides the better *global* estimate and will be further used in this work.

V. POTENTIAL ENERGY SURFACES

In this section we discuss the shape of the Born-Oppenheimer potential energy surface (PES) around the cubic phase with respect to the key Jahn-Teller distortion in LaMnO₃, Q_{2z}^M (See Table I and II). We quantify mode-mode, mode-strain couplings, and vibronic Jahn-Teller couplings by successively adding one by one the main lattice distortions found in the *Pbnm* ground state. To do so, we fit the free energy surface by potentials of the type:

$$\mathcal{F} = E_0 + \alpha_{JT}|Q_{2z}^M| + \alpha Q_{2z}^M + \beta(Q_{2z}^M)^2 + \gamma(Q_{2z}^M)^4, \quad (5)$$

where E_0 is the energy at $Q_{2z}^M = 0$, α_{JT} describes the vibronic-coupling terms, α quantifies other linear lattice terms, β quadratic lattice terms, and γ fourth order terms. In the fit, all modes have been normalized such that 1 corresponds to their ground-state amplitude, which can be found in Table II. This approach allows to deduce *how* the magnetic and structural ground state is reached. The introduction of the absolute function in (5) allows to distinguish the vibronic coupling term and linear lattice couplings in the Q_{2z}^M coordinate. The cubic reference lattice parameter is $a_0 \approx 3.935\text{\AA}$, which preserves the same volume per formula unit as the bulk ground-state phase. The sign and strength of the parameters will be qualitatively discussed in the following sections. A description of the fitting procedure, the whole free-energy expansion, and a Table with the values of the coefficients are given in appendix A.

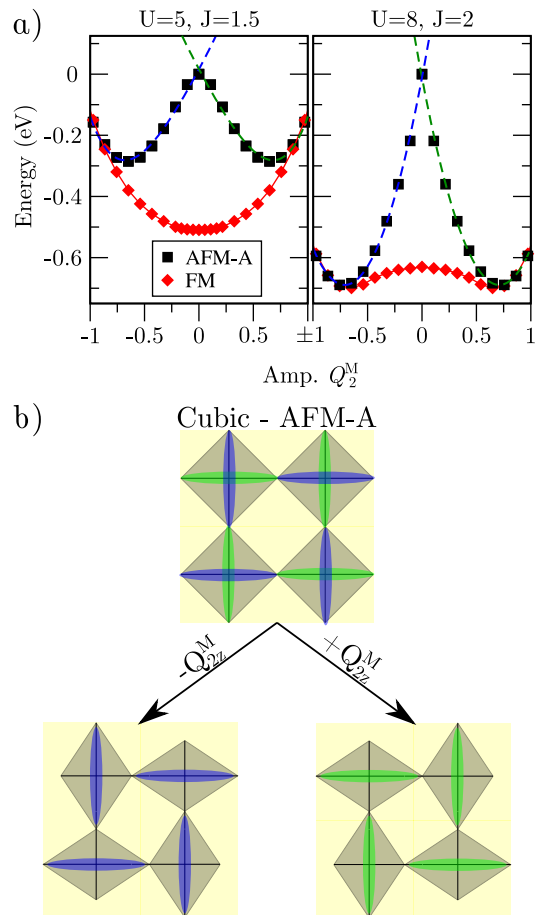


FIG. 2: a) Comparison of the PES of the Q_{2z}^M Jahn-Teller Distortion for different DFT calculation methods used throughout this publication. b) Schematic illustration of orbital orderings, which are degenerate in the cubic structure with AFM-A ordering leading to a metallic phase. A condensation of a Q_{2z}^M distortion with positive or negative amplitude will stabilize one or the other state. Green and blue colors refer to the dashed lines in Fig. 2a.

A. $Q_{2\alpha}^M$ PES in the cubic phase

In this section we analyze the relative stability of different magnetic orderings and the stability of Q_{2z}^M distortion in the cubic phase. Inspecting the Q_{2z}^M coordinate is a random choice at this point. Due to the cubic symmetry, the following results would be exactly the same for Q_{2x}^M and Q_{2y}^M . Following KK-approach²⁴, we expect an AFM-A magnetic and orbital ordered insulating ground-state with an instability of Q_{2z}^M . Following the C-JTE approach we expect an instability of Q_{2z}^M independent of the magnetic order.

Table III shows the energy differences per formula unit for different simple magnetic orderings in the cubic phase of LaMnO₃. Here our calculations show that the FM ordering is by far the ground state and that large energy differences exist between the different magnetic orders.

Fig. 2a shows the PES of the Q_{2z}^M mode around the cubic $Pm\bar{3}m$ phase and its dependence in terms of the $(U|J)$ parameters. The energy of the cubic AFM-A structure has been set to zero. The amplitude of the Q_{2z}^M distortion has been normalized to the bulk ground-state value. While the differences of the relaxed bulk ground state with respect to the $(U|J)$ parameters are subtle (shown in section IV), the differences in Fig. 2a are rather significant. On the FM surface the Q_{2z}^M distortions changes its character from dynamically stable to unstable for higher U and J values. Similarly, on the AFM-A surface the energy gain of the Q_{2z}^M distortion with respect to the cubic structure is more than twice larger for the larger U and J values. At the opposite, the ferromagnetic ground state and the finite value of α_{JT} on the AFM-A surface are independent of $(U|J)$. Fig. 2a shows that the extraction of *quantitative* parameters from DFT calculations is a difficult task as the numerical value can significantly change with the DFT-approach, while the relaxed ground-state structure might be very similar. However, our results are *qualitatively* the same as the ones of a recent study using a U -value of 3.5 eV²⁸. In appendix B we show furthermore that the qualitative features shown here with $(U|J) = (5\text{eV}|1.5\text{eV})$ do not change when applying $(U|J) = (8\text{eV}|2\text{eV})$.

The AFM-C and AFM-G surfaces are significantly higher in energy and not shown here, but they also exhibit a vibronic coupling, which is even stronger than in AFM-A.

To rationalize the shape of the PES, we can inspect the electronic band-structure (Fig. 3) in the reference cubic and a distorted structure including 10% Q_{2z}^M (with respect to the ground-state amplitude) distortion in both the FM and AFM-A magnetic orderings. The band structures are unfolded to the cubic Brillouin zone for easy comparison. Fig 3a shows the projection of the band-structures in the cubic phase with FM ordering onto $Mn - e_g$, $Mn - t_{2g}$, and $O - p$ states. In line with other works⁷¹⁻⁷⁵, the band-structure shows that the e_g states are dispersed symmetrically around the Fermi-level, E_F , in a range of about $\pm 2\text{eV}$. E_F is crossed at the points X and halfway along $M - R$, $\Gamma - R$, $\Gamma - M$ and $X - R$.

If the AFM-A magnetic ordering is imposed (see Fig. 3b), the local degeneracy at Γ of the e_g bands is lifted, showing the symmetry breaking produced by the magnetic order. E_F crosses the e_g bands at M and halfway along $\Gamma - X$, $\Gamma - M$, $\Gamma - R$, $X - M$ and $X - R$. The increase of many of the occupied valence states in the AFM-A cubic case with respect to the FM ordering (e.g. compare the section from Γ over M to X of Fig. 3a and b) leads to the large increase of the total-energy from FM to AFM-A in the cubic phase (See Table III and Fig. 2). The metallicity of the AFM-A cubic phase, despite the local non-degeneracy of the e_g states, can be explained by the degeneracy of two types of orbital orderings within this phase, as schematically drawn in Fig. 2b.

If the Q_{2z}^M distortion is added, the electronic bands are split halfway along all the high-symmetry points (Com-

pare Fig. 3c and d). The system will gain electronic energy if the e_g bands are crossing the Fermi level at these points as virtual states are shifted to higher energies and occupied ones to lower energies. Moreover, an insulating state can only be created by the application of the Q_{2z}^M distortion if the e_g bands cross the Fermi-level at all the splitting points.

In the FM case only four splitting-points and crossings with the Fermi-level coincide: At X and halfway between $\Gamma - M$, $\Gamma - R$, $X - R$, and $M - R$. At the other splitting points halfway between $\Gamma - X$, and $X - M$ the e_g bands are deep in the valence states at about -1.5 eV (or one quarter of the e_g bandwidth). The absence of the vibronic coupling can then be explained by

$$\alpha_{JT} = \int_{BZ} \sum_{n=1}^{n_{e^-}} \left. \frac{\partial E_n(\vec{k})}{\partial Q_{2z}^M} \right|_{Q_{2z}^M=0} = 0, \quad (6)$$

where $E_n(\vec{k})$ is the energy of band n at \vec{k} and its derivatives with respect to Q_{2z}^M are summed over all occupied states, which are the number of electrons contained in the calculation n_{e^-} . Eq. (6) means that, overall, for each k -point at which the total electronic energy is decreased by a variation of Q_{2z}^M there is another one at which it is increased by the same amount. Finally, in the FM case there is one direction that is unaffected by the Q_{2z}^M distortion, which can be identified by one band that follows the original e_g paths. Most clearly to be seen at the start of the path from Γ over X to M (Compare Fig. 3a and c). This band accounts for the z -direction in real-space that is not affected by the Q_{2z}^M distortion.

In the AFM-A case the points at which the condensation of the Q_{2z}^M distortion splits the e_g bands and their crossing with E_F in the cubic Brillouin zone coincide, such that the Q_{2z}^M distortion leads to a lowering of the electronic energy and Eq. (6) becomes non zero. Hence the origin of the finite vibronic coupling is a Peierls-like effect where the destruction of the translational symmetry leads to an energy gain. The doubling of the periodicity can be seen most clearly in the oscillations from Γ to X and M to R . Here magnetic order and Q_{2z}^M distortion work together in an intriguing way to result in a finite vibronic coupling. Our result shows that future works should focus on the generalization of the spin-structural Peierls-effect in corner shared octahedra networks. In real space, the condensation of Q_{2z}^M with positive or negative amplitude corresponds to the stabilization of one orbital order, which will represent an non-degenerate electronic ground state in the distorted phase (See Fig. 3d) and Fig. 2b). The combination of spin and Q_{2z}^M distortion corresponds to the doubling of the periodicity in the three space directions, which stabilizes one distinct orbital order. In the cubic phase both orbital orders are degenerate and explain the metallicity.

Finally, we want to summarize the major result of this section.

(i) The origin of the vibronic coupling on the AFM-A surface appears to be a Peierls-like effect, where

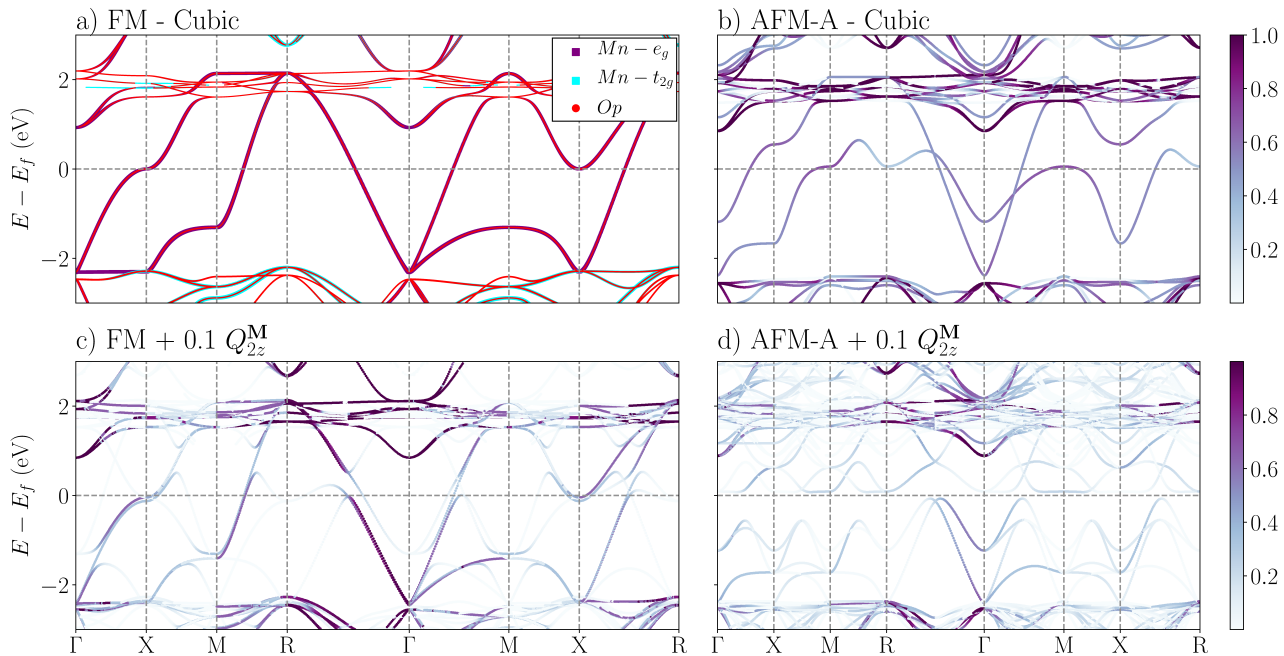


FIG. 3: Electronic Band Structures of LaMnO₃ in the range of $\pm 3\text{eV}$. a) Projection of electronic bands onto Mn- e_g , Mn- t_{2g} , and O-p orbitals in FM-cubic phase. The size of the dots indicate the character of the bands. b-d) unfolded band structure to cubic Brillouin-zone. The color of the lines indicate the overlap between the supercell and primitive cell k-point. b) AFM-A ordering with cubic atomic positions. c) FM ordering with 10% Q_{2z}^M distortion. d) AFM-A ordering with 10% $Q_{2\alpha}^M$ distortion, where α is one the cubic lattice directions. In the FM cases the majority spin is shown. In the AFM-A cases one of the two equivalent spin channels are shown.

AFM-A order and Q_{2z}^M distortion combine to break the translational symmetry. The conceptual similarity of Peierls effect, CJTE and also KK induced orbital-order has already been noted by *Polinger*⁷⁶, *Polinger and Bersuker*⁷⁷, and recently by *Streltsov and Khomskii*⁷⁸. (ii) The absence of spontaneous orbital-order and the FM ground state in the cubic phase hint that the KK mechanism might not apply to the cubic phase of LaMnO₃ and that a renormalization of the intersite electronic parameters might be key to activate it.

B. Q_{2z}^M PES in presence of other lattice distortions

In order to investigate under which structural conditions the AFM-A magnetic order is stabilized, we condensed the principal lattice distortions and strains, and sampled the PES in terms of Q_{2z}^M on top of these already distorted structures. The results are shown in Fig. 4.

In Fig. 4a we used the cubic lattice constant $a_0 = 3.935\text{\AA}$ and sampled the PES surface along the Q_{2z}^M line successively when appearing (i) alone, (ii) on top of the octahedral rotations ϕ_z^+ and ϕ_{xy}^- with the bulk ground state amplitude, and finally (iii) on top of the rotations plus the A_X motion with their corresponding ground state amplitudes. In Fig. 4b we followed the same procedure for ϕ_z^+ and ϕ_{xy}^- rotations and A_X dis-

tortion in the three subpanels, but condensed on top the tetragonal strain Q_{3z}^F which leads to lattice constants of $a = b = 5.66\text{\AA}$ and $c = 7.61\text{\AA}$. Finally in 4c we additionally condensed the shear strain Q_{4z}^F . It leads together with Q_{3z}^F to the ground state orthorhombic lattice constants. Energies in all graphs are expressed with respect to the same energy reference (cubic AFM-A), allowing the reader to easily find the global ground state under certain conditions.

Calculations are reported for FM and AFM-A orders. Additionally, we note in Fig. 4 if the relaxed electronic wave function represents a metallic (open symbols) or insulating state (filled symbols). In this section we limit ourselves to a qualitative discussion of the interplay of lattice and electronic band-structure, without an explicit demonstration of unfolded band-structures. The complete set of fitted coefficients is reported in Appendix A.

1. Cubic unit cell

Let us first focus on Fig. 4a. The left panel corresponds to the pure cubic lattice and hence to the left panel in Fig 2a. Going from no rotations (left panel) to the structure with rotations (middle panel) in the cubic lattice, the global energy is lowered since the rotations are unstable ($E_0^\phi < 0$ in Table IV). Moreover, Q_{2z}^M changes

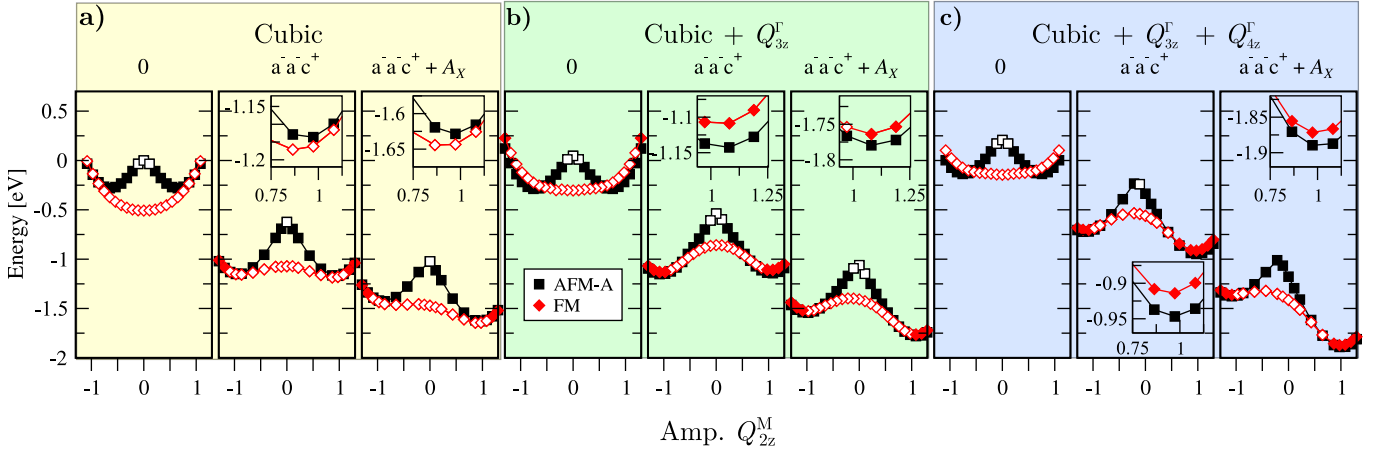


FIG. 4: Comparison of the PESs of the Q_{2z}^M mode within different distorted structures. The three main panels refer to distinct unit cells : a) cubic lattice constants $a = b = c = 3.935\text{\AA}$. b) cubic lattice constant and added tetragonal strain Q_{3z}^Γ (as in the ground state). c) cubic lattice constant and added tetragonal Q_{3z}^Γ and shear Q_{4z}^Γ strains, leading to the ground state orthorhombic lattice constants. Within a), b) and c), the three sub-panels refer from left to right to the condensation of Q_{2z}^M mode (i) alone (0), (ii) in presence of octahedral rotations condensed with their ground state amplitudes ($a^- a^- c^+$) and (iii) in presence of octahedral rotations and antipolar motion A_X condensed with their ground state amplitudes ($a^- a^- c^+ + A_X$). All energies refer to the cubic $Pm\bar{3}m$ structure with AFM-A magnetic ordering, which is set to zero. Open (resp. filled) symbols denote metallic (resp. insulating) states.

from dynamically stable to unstable on the FM surface. Also, the shifted single wells of the AFM-A surface becomes deeper.

For the FM-surface this behavior can be attributed to bi-quadratic couplings terms in the free energy expansion between the rotations and the Q_{2z}^M mode

$$\mathcal{F} \propto \beta_2 (\phi)^2 (Q_{2z}^M)^2, \quad (7)$$

where the coupling constant β_2 is largely negative and ϕ represents a global rotation amplitude that implies that ϕ_z^+ and ϕ_{xy}^- keep the same ratio as in the ground-state (see appendix A).

For the AFM-A surface, β_2 is close to zero. The shift of the single wells has to be attributed to a strong enhancement of the vibronic coupling α_{JT} expressed by the parameter $\lambda_\phi < 0$ in Table IV in the Appendix. Nonetheless, the ground state is FM and metallic until the largest amplitudes. On the AFM-A surface a band gap opens instantaneously by applying Q_{2z}^M . Both effects ($\lambda_\phi < 0$ and $\beta_2 < 0$) should be attributed to the strong reduction of the e_g bandwidth (from about 4eV to 3 eV - not shown here).

On both magnetic surfaces, the rotations alone induce a Q_{2z}^M amplitude close to the experimental one. We emphasize that this strong coupling is related to the specific electronic structure of LaMnO_3 , as other $Pbnm$ perovskites with significant octahedral rotations show only negligible Q_{2z}^M amplitudes (e.g. CaMnO_3 ⁷⁹). Additionally to Eq. 7, there is a fourth-order term coupling linearly the Q_{2z}^M mode with the rotations:

$$\mathcal{F} \propto \alpha_1 [(\phi_{xy}^-)^2 \phi_z^+] Q_{2z}^M. \quad (8)$$

The effect of this term appears however negligible since

the symmetry of the potential well is (almost completely) maintained when the rotations are condensed.

Although A_X is intrinsically stable in the cubic phase, its presence is naturally driven in presence of ϕ_{xy}^- and ϕ_z^+ due to a trilinear coupling term,

$$\mathcal{F} \propto \alpha (\phi_{xy}^- \phi_z^+) A_X, \quad (9)$$

which, in another context, is known to be related to the appearance of hybrid improper ferroelectricity⁸⁰ in some cation ordered perovskite superlattices. Consequently, as in other $Pnma$ perovskites⁶², the condensation of A_x globally decreases the energy through this term (part of E_0^{ϕ, A_X} in Eq. A4), producing a rigid down-shift of the energy wells in Fig. 4.

In a similar way there is a trilinear term

$$\mathcal{F} \propto \alpha_2 (A_X \phi_{xy}^-) Q_{2z}^M. \quad (10)$$

This term does significantly break the symmetry of the Q_{2z}^M surface on the contrary to term in Eq. (8). The asymmetry created by the crystal field, induced by the combination of ϕ_{xy}^- and A_X , is independent of the magnetic order since the fitted coefficient α_2 takes close values for AFM-A and FM ordering (See Table IV). That being said, the ground state surface is FM for all structures with cubic lattice constants. Only the AFM-A surface shows insulating behavior around its minima. The coupling terms above are obviously equally valid in the strain distorted unit-cells and similar trends can be seen in the energy surfaces of all three examined cases.

To summarize, we have found here (i) that octahedral rotations trigger Q_{2z}^M by e_g bandwidth reduction and (ii) that octahedral rotations combined with the antipolar mo-

tion A_X induce a significant crystal field that breaks the symmetry of the Q_{2z}^M PES.

2. Tetragonally compressed unit cell

Let us now focus on Fig. 4b in which the compressive tetragonal strain Q_{3z}^Γ has been added to the cubic lattice. Again, the PES in terms of Q_{2z}^M is shown when condensing or not the other lattice distortions. Adding Q_{3z}^Γ increases energy independently of the magnetic order, but decreases their distance at $Q_{2z}^M = 0$ as

$$E_0^{Q_3^\Gamma}(\text{AFM} - \text{A}) < E_0^{Q_3^\Gamma}(\text{FM}). \quad (11)$$

On the FM surface, the Q_{2z}^M mode gets significantly softer, compared to panel (a). The softening can be associated to linear-quadratic and bi-quadratic strain-phonon coupling terms

$$\mathcal{F} \propto \beta_4 Q_{3z}^\Gamma (Q_{2z}^M)^2 + \beta_5 (Q_{3z}^\Gamma)^2 (Q_{2z}^M)^2. \quad (12)$$

Here the linear-quadratic term is dominating since $\beta_4 > \beta_5$ (see Appendix). This implies directly that the appearance of Q_{2z}^M favors a compressive over a elongating tetragonal strain Q_{3z}^Γ and vice versa.

On the AFM-A surface it is mainly the electronic instability α_{JT} that is affected by Q_{3z}^Γ ($\lambda_{Q_{3z}^\Gamma} < 0$, see Appendix) and shifts the amplitude of Q_{2z}^M close to the experimental bulk value. Most interestingly, the ground state surface is no longer the FM one: if the Q_{3z}^Γ strain and Q_{2z}^M distortion are condensed together, the AFM-A energy becomes lower than the FM energy at about 100% Q_{3z}^Γ + 50% Q_{2z}^M . The linear-quadratic and bi-quadratic strain-phonon coupling terms do exist between the tetragonal strain and all symmetry adapted modes condensed in the $Pbnm$ phase.

Octahedral rotations (ϕ) and Q_{3z}^Γ shift the energy minima on both magnetic surfaces to values well above 1, which can be explained by the phonon-phonon couplings highlighted in Eq. (7)-(10). Nonetheless, the "cubic plus rotations" surfaces stay lower in energy than tetragonal strained ones. Interestingly, at this point, the minima on the FM surface become insulating states. We can attribute this to the combined translational symmetry breaking of the anti-phase rotation ϕ_{xy}^- and the tetragonal compression of Q_{3z}^Γ , which together break the translational symmetry just like the AFM-A order.

Adding A_X breaks the symmetry of the energy surface. The difference of energy between the minima along the positive and negative paths of Q_{2z}^M is increased, due to a quadri-linear strain-phonon term,

$$\mathcal{F} \propto \alpha_3 (Q_{3z}^\Gamma \phi_{xy}^- A_X) Q_{2z}^M. \quad (13)$$

We note that the same term exists replacing Q_{2z}^M with the in-phase octahedral rotation ϕ_z^+ . It is because of those two terms that eventually the tetragonal phase gets slightly stabilized over the cubic one.

To summarize, we have additionally found here (i) that the tetragonal compressive strain Q_{3z}^Γ combined with Q_{2z}^M stabilizes the AFM-A against the FM ordering, and (ii) that Q_{3z}^Γ combined with the antiphase rotation ϕ_{xy}^- induces the opening of a band gap on the FM surface around the Q_{2z}^M minima.

3. Orthorhombic ground state unit cell

Let us finally focus on Fig. 4c, adding together the compressive tetragonal strain Q_{3z}^Γ and the orthorhombic shear strain Q_{4z}^Γ with their ground state values in the cubic lattice. The strained unit cell has then the lattice parameter of the relaxed ground state cell. Adding the shear strain Q_{4z}^Γ on top of Q_{3z}^Γ further increases the global energy, if no other modes are condensed. The distance between the magnetic surfaces is approximately unaltered. On the contrary to the cubic and tetragonal cases, the symmetry of the Q_{2z}^M PES is broken when octahedral rotations are condensed. This is due to a trilinear term :

$$\mathcal{F} \propto \alpha_4 (Q_{4z}^\Gamma \phi_z^+) Q_{2z}^M. \quad (14)$$

Fig. 5 provides a sketch highlighting the physical meaning of Eq. (14). Neither a octahedral rotation nor a shear strain alone can lift the degeneracy of the octahedral bond lengths. However, when the rotation axis and the axis normal to the shear plane coincide, they act together as an effective Q_2 motion and split the bond lengths. If the rotation is antiphase (ϕ^-) the effective motion is Q_2^R , if it is in-phase (ϕ^+) it becomes Q_2^M . Hence in LaMnO_3 ϕ_z^+ and Q_{4z}^Γ build an effective Q_{2z}^M motion. This effective Q_{2z}^M motion explains that once ϕ_z^+ and Q_{4z}^Γ are condensed, the metal to insulator transition is reached for smaller Q_{2z}^M amplitudes compared to the previously discussed surfaces. Finally it also explains, why the gradient discontinuity does not appear at $Q_{2z}^M = 0$. To fit the PES with Q_{4z}^Γ and ϕ_z^+ condensed together, we had to introduce a shift of the zero coordinate of Q_{2z}^M , which extracts the amplitude of their effective Q_{2z}^M distortion. When Q_{4z}^Γ and ϕ_z^+ are codensed with their ground-state amplitudes, Q_{2z}^M takes already $\approx 15\%$ of its ground-state amplitude (i.e. 0.06Å). It can be extracted in Fig. 4c at the position of the gradient discontinuity on the AFM-A surface. Despite the trilinear term in Eq. (14), tetragonally and sheared distorted unit cell stay higher in energy compared to the cubic case if only the octahedral rotations are present. It is eventually A_X that induces an orthorhombic ground state through a quartic term, linear in Q_{2z}^M and similar to Eq. (13) :

$$\mathcal{F} = \alpha_5 (Q_{4z}^\Gamma A_X \phi_{xy}^-) Q_{2z}^M. \quad (15)$$

The FM surface is also insulating around its Q_{2z}^M minima and the AFM-A surface is the global ground state in all $Q_{3z}^\Gamma + Q_{4z}^\Gamma$ distorted cases.

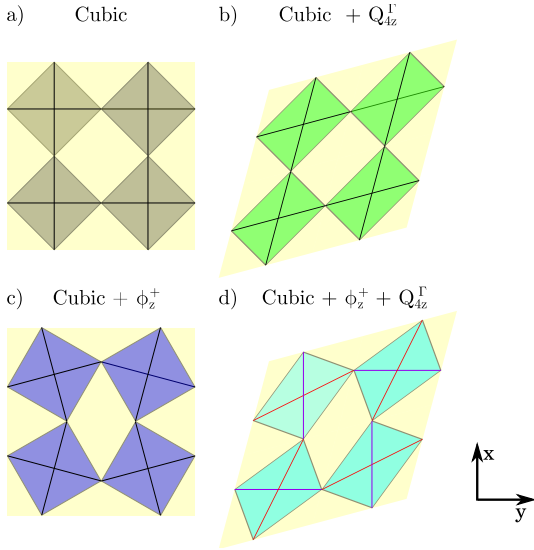


FIG. 5: Schematic illustration of octahedral rotation ϕ_z^+ and shear strain Q_{4z}^Γ acting together as a Q_{2z}^M Jahn-Teller distortion of the oxygen octahedra. a) cubic phase, b) phase with shear strain Q_{4z}^Γ , c) phase with rotation of the octahedra ϕ_z^+ , and d) phase combining shear strain Q_{4z}^Γ and rotation ϕ_z^+ . The combination of Q_{4z}^Γ and ϕ_z^+ acts as an effective Q_{2z}^M distortion: while all octahedral axes are equivalent (black lines) in (a), (b) and (c), the combination of Q_{4z}^Γ and ϕ_z^+ in (d) gives rise to shortened (purple) and elongated (red) octahedral axis in a way similar to Q_{2z}^M .

To summarize, we have found here (i) that ϕ_z^+ and Q_{4z}^Γ act as an effective Q_{2z}^M motion and (ii) a quartic term that stabilizes the ground state unit cell shape.

4. Summary

From the discussion of the PESs, we can reach the following conclusions.

(i) Octahedral rotations trigger Q_{2z}^M by a negative bi-quadratic coupling on the FM surface and by an enhanced vibronic coupling on the AFM-A surface. This is attributed to a reduced e_g bandwidth.

(ii) Tetragonal strain Q_{3z}^Γ is responsible for the magnetic FM - AFM-A transition, by reducing the energy-difference between the AFM-A and FM surface. We note that this is in line with recent ab-initio studies^{81–83} and an experimental study of FM LaMnO₃ thin films grown on SrTiO₃⁸⁴. Here, the canonical Jahn-Teller distortion notations allowed us to extract Q_{3z}^Γ as the key structural parameter.

(iii) On the FM-surface, a band gap can only be opened by Q_{2z}^M in the presence of compressive tetragonal strain Q_{3z}^Γ and the antiphase rotation ϕ_{xy}^- . This is assigned to the combined strong symmetry breaking of Q_{3z}^Γ and ϕ_{xy}^- along the $Pbnm$ -c axis equivalent to the symmetry breaking of AFM-A order.

(iv) In none of the tested structures we found a finite

value of α_{JT} on the FM surface. There is no vibronic coupling in the FM surface with respect to Q_{2z}^M .

(v) Various lattice couplings lead to almost identical ground-state structures for FM and AFM-A orderings. This explains the absence of a structural distortion at the magnetic transition $T_N \approx 140K$.

(vi) Shear strain Q_{4z}^Γ and in-phase octahedral rotation ϕ_z^+ act as an effective Q_{2z}^M distortion.

VI. Q_{2z}^M AND OTHER LATTICE DISTORTIONS AROUND THE T_{JT} TRANSITION

In this section we analyze the temperature evolution of the amplitudes of all relevant strains and phonon modes around the orbital ordering transition at $T_{JT} \approx 750K$, as measured experimentally. We discuss the variation of the amplitudes of lattice modes and strains in connection with the coupling terms defined before. We recalculate the Q_{2z}^M PES within the measured experimental structures around the transition. We show by a simple Monte-Carlo (MC) simulation of the evolution of Q_{2z}^M amplitude with temperature that those PESs qualitatively reproduce the phase transition. Our approach highlights that an important contribution to the stabilizing energy of the insulating phase is the spin symmetry breaking, which appears dynamically in the PM phases around the MIT but can be properly extracted from static DFT calculations.

Our experimental source is the recent study of *Thygesen et al.*¹³, in which the authors measured the lattice structure over T_{JT} between 300 K and 1000 K. The aim of their study was to identify the differences in the local structure of the orbital ordered O' and disordered O phases in order to derive a better understanding of the O phase (sometimes also called orbital-liquid phase and the transition has been described as orbital melting^{8,85}).

In Fig. 6a we show the symmetry adopted strain and in Fig. 6b the symmetry adapted phonon mode analysis of the experimental data around T_{JT} . The low temperature amplitudes noted in Table II are shown as dashed lines. Additionally, we show the variation of the unit-cell volume through the volume strain Q_1^Γ , which points out the well-known volume collapse at T_{JT} ^{8–10,13}. The tetragonal strain Q_{3z}^Γ and shear strain Q_{4z}^Γ show a linear decrease in amplitude for temperatures lower than T_{JT} . At T_{JT} they abruptly disappear almost completely and have only small amplitudes in the orbital disordered O phase. From the inspection of symmetry strains in Fig. 6a, it is obvious that the disappearance of Q_{3z}^Γ and Q_{4z}^Γ are much more severe at T_{JT} than the volume collapse of Q_1^Γ . Although this has been previously pointed out by *Carpenter and Howard*⁵³, recent studies continue to emphasize the volume collapse¹³.

The amplitudes of the modes at 300 K are close to their low temperature values. The amplitude of the antiphase rotations ϕ_{xy}^- stays approximately constant and close to the low temperature value across the whole temperature

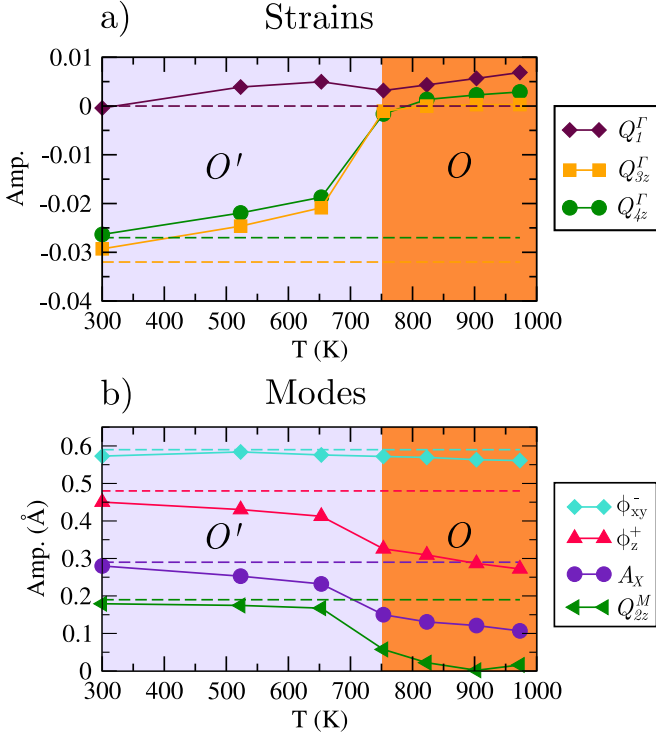


FIG. 6: Experimental lattice modes and strain amplitudes across the O'/O -transition at $T_{JT} \approx 750K$. Structures extracted from Ref. 13 and analyzed with ISODISTORT. Dashed lines show low temperature amplitudes.

range from 300 K to 1000 K. The amplitudes of the in-phase rotation ϕ_z^+ and the antipolar motion A_X decrease linearly between 300 K and T_{JT} . The Jahn - Teller distortion Q_{2z}^M keeps an almost constant amplitude between 300 K and T_{JT} . At T_{JT} there is a discontinuity for ϕ_z^+ , A_X , and Q_{2z}^M with a sudden reduction in their amplitude. However, Q_{2z}^M does not completely disappear directly at T_{JT} as it could be expected. Above T_{JT} , ϕ_z^+ , A_X , and Q_{2z}^M continue to decrease linearly (Q_{2z}^M until it reaches approximately zero amplitude at ≈ 900 K).

The similar linear temperature dependence of ϕ_z^+ , A_X , Q_{2z}^M in the O' and O phases can be easily explained by Eq. (9) and (10). The amplitude change of ϕ_z^+ should be associated as the driving force as A_X is stable by itself and the amplitude of ϕ_{xy}^- is nearly constant. Then A_X follows simply the amplitude of ϕ_z^+ through the trilinear coupling in Eq. (9). Consistently, Q_{2z}^M follows the amplitude of ϕ_z^+ through the trilinear coupling in Eq. (10).

The small but non-zero amplitude of Q_{2z}^M just before the transition might suggest that the variation of ϕ_z^+ with temperature induces the transition by the trilinear *improper* mechanism of Eq. (10).

To get a more detailed insight, we recalculated the PESs of Q_{2z}^M in the experimental structures extracted from Ref. [13] between 523K and 973K and then executed a simple MC simulation on this surfaces to find the mean amplitude of Q_{2z}^M at a given temperature. To

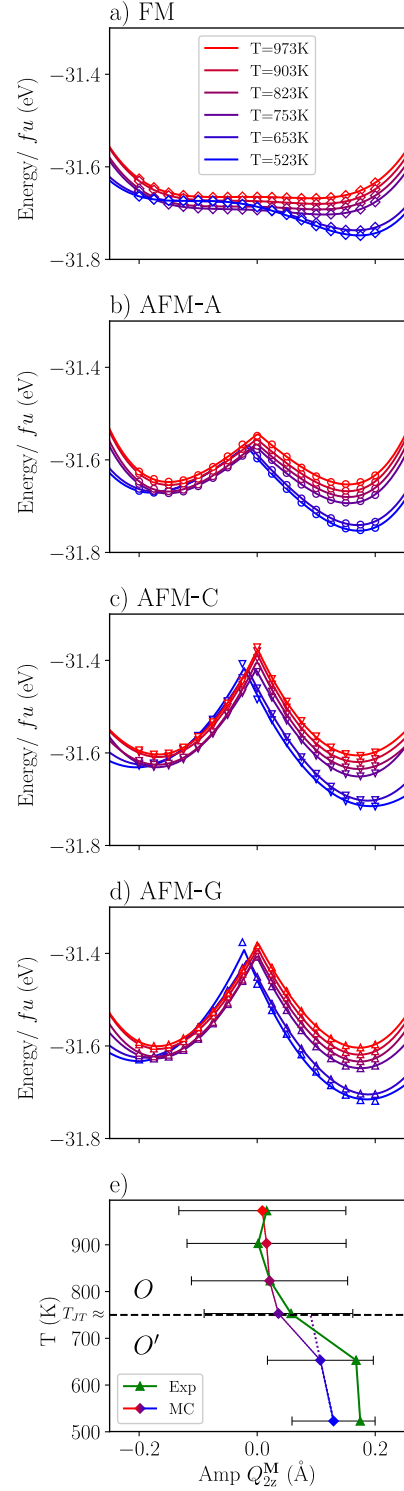


FIG. 7: a)-d) PES of Q_{2z}^M distortion as calculated from DFT within the lattice structures measured by Thygesen *et al.* at the indicated temperatures and magnetic orders. Markers show the DFT energies, continuous lines a polynomial fit. e) Experimental amplitudes of Q_{2z}^M and mean amplitudes resulting a Monte-Carlo (MC) sampling of the above PESs with $T_{sim}/T_{exp} = 0.625$. Error Bars show the standard deviation of the MC simulation.

account for the PM state at the transition, we calculated the PESs in four distinct simple magnetic orders (FM, AFM-A, AFM-C and AFM-G, see Fig. 7a-d). Then we execute a MC simulation of the Q_{2z}^M amplitude on each magnetic surface individually. We perform a 100 times 10 million MC steps from which we extract the mean Q_{2z}^M amplitude and the standard deviation of the amplitude. Finally, we find the overall mean amplitude as the mean of the four surfaces. The resulting mean amplitude is shown alongside the measured one in Fig. 7e. Error bars show the standard deviation of the Q_{2z}^M amplitude, which gives a measure on how much Q_{2z}^M fluctuate at a given temperature. The approach of mixing together the simulation of various magnetic orderings can be seen as a simplified account for the multi Slater-determinant character of a PM electronic wavefunction that is more rigorously treated by advanced material specific many-body methods like DFT+DMFT. On the other hand DFT+DMFT calculations typically exclude the influence of the lattice by parametrizing an Anderson impurity model on a given lattice configuration.

Although a renormalization of the temperature is needed ($T_{sim}/T_{exp} = 0.625$), it can be seen that the qualitative features of the Q_{2z}^M amplitude with reducing temperatures are well reproduced by our simple simulation approach: in particular, a small linear increase of Q_{2z}^M before the transition and a sudden jump to larger amplitudes below. The error bars show a huge distribution above T_{JT} , which is consistent with the experimentally described *liquidish* behavior, and a strong reduction of the distribution below.

Through the PESs, we can examine the origin of this transition. The FM surface shows that the rotation amplitudes of ϕ_{xy}^- and ϕ_z^+ are large enough even at the highest temperature to produce a weak instability through the bi-quadratic coupling in Eq. (7). Then through the trilinear coupling of Eq. (10), a weak asymmetry of the surface is induced which increases before the transition. After the transition this asymmetry is significantly amplified such that the minimum on the negative side of Q_{2z}^M disappears. This change can be mainly attributed to the relaxation of the strains Q_{3z}^F and Q_{4z}^F and the associated couplings in Eq. (12),(13),(14),(15), which are linear in Q_{2z}^M . Only taking into account the FM surface a lattice triggered picture would be convincing. However, the minima on this surface are much too shallow to explain the transition at such a high temperature.

The shallow minima are corrected by taking into account the AFM PESs to mimic the PM phase. On the AFM PESs, deep minima exist due to the Peierls condition that is met in all AFM orderings. This translates into a finite vibronic coupling, whose strength is increased going from AFM-A over AFM-C to AFM-G as the e_g bandwidth is decreased. Taking the AFM PESs into account in the MC-simulation instead of relying only on the FM surface increases the transition temperature strongly. This underlines the importance of *spin symmetry breaking* to activate the strong electron-lattice cou-

pling stabilizing the insulating phase. Also, it shows that the importance of the dynamical fluctuations of the spin in the PM phase for stabilizing the insulating phase lies only partly in the activation of dynamical correlations, but equally in the *instantaneous* symmetry breaking it produces. The effect of spin symmetry breaking, although experimentally dynamical, can be properly extracted by static DFT calculations as shown from our simplistic approach.

Finally, a multifaceted image about the origin of the transition emerges. On one hand it is “improperly” induced by the lattice, favoring one side of the Q_{2z}^M well over the other. On the other hand, it incorporates also the characteristics of an order-disorder transition as deep minima for Q_{2z}^M persist in the high temperature *O*-phase, which is magnetically and structurally disordered. The origin of these deep minima is the *dynamic symmetry breaking* of the spin-order in the PM phase.

However, our MC approach does not allow us to comment on the persistent debate of the importance of *dynamic correlations* over *dynamic spin symmetry breaking* and lattice symmetry breaking³¹. Nonetheless, the least we can deduce is that *instantaneous electronic symmetry breaking* contributes to a large part of the stabilization energy that drives the MIT by inducing a large electron-phonon coupling. It has been noted before that such a large electron-phonon coupling is necessary to explain the high MIT transition temperatures and the dynamic Jahn-Teller deformations in the high-temperature phase in $KCuF_3$ ⁸⁶ and $LaMnO_3$ ²⁷.

Finally, we note that it would be possible to optimize ($U|J$) values that bring the MC simulation transition temperature to the experimental transition temperature. This would however not lead to any additional insights as it would merely mean to tune a parameter in a reduced model description. To gain more microscopic insight into the transition mechanism and the dynamical properties of the high temperature metallic *O*-phase, nucleic and electronic subsystems have to be treated *dynamically coupled* in large supercells at finite temperature. An approach to realize such a dynamic coupling are so-called second principles models⁸⁷⁻⁸⁹.

VII. CHARGE VS. ORBITAL ORDERING IN $LaMnO_3$

Until this point, we investigated the relevant *statically appearing* distortions in the single-crystal ground state phase of $LaMnO_3$. However, at few occasions, a charge ordering instability has been discussed as an alternative and competing mechanism to orbital ordering^{90,91} or as the origin of the transition in the high-temperature orbital liquid phase, which has been, in that picture, described as an electron-hole liquid phase^{29,92}. Such a charge-ordering instability in the high-temperature phase should be accompanied by the instability of a *breathing type distortion* Q_1^R (see Table I). Recent works showed

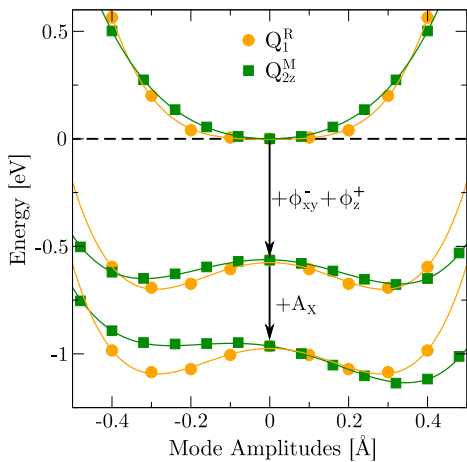


FIG. 8: PES of Q_1^R and Q_{2z}^M distortions within FM ordering in cubic-structure (top curves), with condensed octahedral rotations ϕ_{xy}^- and ϕ_z^+ - (middle curves), and with additionally condensed antipolar motion A_X (bottom curves).

that the charge-ordering transition in RNiO_3 (a e_g^1 perovskite with doubly occupied t_{2g} states) can be understood as a Peierls transition³³ triggered by the appearance of octahedral rotations. Moreover, the same picture applies to alkaline-earth ferrites, AFeO_3 ³², with the same formal occupation of Fe d -states as Mn d -states ($d^4 = t_{2g}^3 e_g^1$). In those ferrites, the instabilities of Q_1^R and Q_{2z}^M compete and can be tuned by epitaxial strain. A similar behavior has been found in HoNiO_3 ⁹³.

In Fig. 8, we show that the same competition exists for the RMnO_3 series with the example of LaMnO_3 . Here, we limit ourselves to calculations within the FM ordering. In the top of Fig. 8, the PESs of Q_1^R and Q_{2z}^M within cubic LaMnO_3 can be seen. Both of them show stable single wells, with comparable harmonic and higher-order dependencies. If the octahedral rotations are condensed, the total energy of the system is significantly reduced and both distortions become dynamically unstable, with Q_1^R slightly favored. This result shows that the approach of a Peierls transition in the Q_1^R coordinate triggered by octahedral rotations³³ is equally valid in RMnO_3 . The argument is point-by-point similar to that in AFeO_3 and RNiO_3 compounds, as can be found in^{32,33}. We note also that, on the AFM surfaces, we find the same vibronic coupling for Q_1^R as for Q_{2z}^M , which we do not show for simplicity. Finally, the competition between Q_1^R as for Q_{2z}^M is decided in favor of Q_{2z}^M by the trilinear coupling with the antiphase rotation ϕ_{xy}^- and the antipolar motion A_X (Eq. (10)), since there is no such coupling incorporating Q_1^R . If the tetragonal and shear strain Q_{3z}^R and Q_{4z}^R are relaxed, Q_1^R and Q_{2z}^M get strongly separated (not shown). These results are consistent with the proposed self-trapping of the charge-disproportionated phase²⁹ and the observation of the coexistence of different phases depending on heat treatments and the history of samples⁹⁴.

VIII. CONCLUSIONS

In conclusion, we presented first-principles calculations able to consistently reproduce the bulk ground state properties of LaMnO_3 . We systematically investigated the PESs of LaMnO_3 around its aristotype cubic reference structure. To do so, we used the decomposition of orthonormal symmetry adapted strains and phonon like modes using ISODISTORT³⁹. We connected those strains and modes with *Van Vleck's* notation of Jahn-Teller distortion in the isolated octahedral transition-metal complex. We introduced a canonical notation that shows in a simple way the local and cooperative character of such distortions.

The investigation of the Q_{2z}^M PES in the cubic phase by our first principles calculations showed that the origin of the vibronic coupling in the Q_{2z}^M coordinate lies in a Peierls effect. The Peierls condition is met in the AFM-A phase when the spin symmetry is broken along the cubic z -direction. Then, Q_{2z}^M distortion and AFM-A order break all these translational symmetries and open a band gap.

Through the analysis of the PESs under the presence of other significant lattice distortions that appear in the $Pbnm$ phase of LaMnO_3 , we were able to explain a number of interlocked mechanisms between strain/phonon like distortions, magnetic ordering and the opening of an electronic band gap. Amongst these, the most important are :

- (i) Octahedral rotations trigger the Q_{2z}^M mode on the FM surface by a negative biquadratic coupling and the AFM surfaces by an increase of the vibronic coupling. The origin of both is the reduced e_g bandwidth.
- (ii) The most important structural parameter for stabilizing FM over AFM-A magnetic ordering is the tetragonal strain Q_{3z}^R . Reducing this strain will favor the FM state serving as paradigm for engineering FM phases in rare-earth manganites.
- (iii) The minimum of FM and AFM-A surfaces have the same structural distortion. This explains the absence of any structural transformations at the AFM to PM transition at $T_N = 140\text{K}$.

Then, we went further and showed from MC simulations that the orbital ordering transition at $T_{JT} = 750\text{K}$ can be qualitatively reproduced by the PESs provided by our DFT calculations. The analysis of this transition showed mixed characteristics of order-disorder, lattice improper and electronically induced transitions. In this view, the electronic driving force of the MIT can be attributed to *spin symmetry breaking* in the PM metallic phase. It enables the large electron-phonon coupling to explain the high MIT in LaMnO_3 . Although the spin symmetry breaking appears *dynamically* in the PM phase, its importance lies more in the instantaneous symmetry breaking, which can hence be extracted from *static* DFT calculations, than in its dynamical nature. Nonetheless, this does not rule out any contribution from dynamical electron correlations in stabilising the insulat-

ing phase since appropriate U correction to DFT remains important for treating properly LaMnO₃.

Finally we showed from first-principles that a subtle competition between charge-ordering and orbital ordering exists in LaMnO₃, which further enrich its behavior.

While we believe that our work will serve as a sound basis for general lattice-electronic dependencies in LaMnO₃ and related compounds, we are aware that not all questions have been addressed. Especially the dynamic nature of *O* phase and the precise mechanism of the orbital ordering transition remain highly debated and we emphasize the need for new general predictive model descriptions. Our work highlights that such model needs to describe self-consistently the *interplay* between lattice and electronic degrees of freedom. A promising tool to achieve such a model description is the generation of so called second-principles model transferring first-principle results into coupled lattice and electronic effective models. Such a second principle approach would then provide access to larger-scale simulations at finite temperature with access to complete local information and allow for combined atomic and electronic fluctuations needed to study the cooperative Jahn-Teller effect in its dynamical complexity.

Acknowledgements

The authors thank Pablo-Garcia Fernandez, Eric Bousquet, and Fabio Ricci for insightful discussions. This

work was supported by F.R.S.-FNRS project HiT4FiT and PROMOSPAN, ARC project AIMED and M-ERA.NET project SIOX. Computational resources were provided by the Consortium des Equipements de Calcul Intensif (CECI), funded by the F.R.S.-FNRS under the Grant No. 2.5020.11 and the Tier-1 supercomputer of the Fdration Wallonie-Bruxelles funded by the Walloon Region under the Grant No. 1117545. M.S. and Y.Z. acknowledge financial support from FRIA (Grants No.1.E.070.17. and No. 1.E.122.18.).

Appendix A: Fitting of Q_{2z}^M PES

In the following, we discuss briefly the parametrization of the Q_{2z}^M surface in a free energy expansion. To do so, we fitted each of the PES in Fig. 4 by a polynomial of the shape

$$\mathcal{F} = E_0 + \alpha_{JT} |Q_{2z}^M| + \alpha Q_{2z}^M + \beta (Q_{2z}^M)^2 + \gamma (Q_{2z}^M)^4, \quad (\text{A1})$$

where the introduction of the absolute function allows to quantify the vibronic couplings independent of linear asymmetries of the whole PES due to the crystal field. By generation of invariant terms using the *INVARIANTS*⁴⁰ tool, we defined the following free energy expansion :

$$\begin{aligned} \mathcal{F}(Q_{2z}^M) = & E_0 + \alpha_{JT} |Q_{2z}^M| + \alpha_1 [(\phi_{xy}^-)^2 \phi_z^+] Q_{2z}^M + \alpha_2 (\phi_{xy}^- A_X) Q_{2z}^M + \alpha_3 (Q_{3z}^\Gamma \phi_{xy}^- A_X) Q_{2z}^M + \alpha_4 (Q_{4z}^\Gamma \phi_z) Q_{2z}^M \\ & + \alpha_5 (Q_{4z}^\Gamma A_X \phi_{xy}^-) Q_{2z}^M + \beta_1 (Q_{2z}^M)^2 + \beta_2 \phi^2 (Q_{2z}^M)^2 + \beta_3 A_X^2 (Q_{2z}^M)^2 + \beta_4 Q_{3z}^\Gamma (Q_{2z}^M)^2 + \beta_5 (Q_{3z}^\Gamma)^2 (Q_{2z}^M)^2 \\ & + \beta_6 (Q_{4z}^\Gamma)^2 (Q_{2z}^M)^2 + \gamma (Q_{2z}^M)^4, \end{aligned} \quad (\text{A2})$$

where we denote coefficients of terms that are of first-order in Q_{2z}^M with α , second with β , and fourth with γ . All modes have been normalized such that 1 represents their ground-state amplitude, which can be found in Table II. Since we are not interested in the fourth-order couplings, we wrote only one fourth-order term and we will not list the variation of its value. Moreover, we used

$$\phi = \phi_z^+ = \phi_{xy}^- \quad (\text{A3})$$

in the β_2 term, to define a total rotations amplitude ϕ , as we did not vary the rotations individually. Equation (A3) implies that β_2 is only valid along a line where the ratio of the amplitudes of the rotations ϕ_z^+ and ϕ_{xy}^- is the same as in the ground-state. E_0 , the energy at $Q_{2z}^M = 0$, is a function of the applied structural distortions. It can be decomposed in the following way

$$E_0 = E_0^{FM} + E_0^{Q_{3z}^\Gamma} + E_0^{Q_{3z}^\Gamma Q_{4z}^\Gamma} + E_0^\phi + E_0^{\phi, Q_{3z}^\Gamma} + E_0^{\phi, Q_{3z}^\Gamma, Q_{4z}^\Gamma} + E_0^{\phi, A_X} + E_0^{\phi, A_X, Q_{3z}^\Gamma} + E_0^{\phi, A_X, Q_{3z}^\Gamma, Q_{4z}^\Gamma}, \quad (\text{A4})$$

where each quantity shows individual energy gains or costs with respect to the cubic AFM-A phase depen-

dent of distortions or magnetic orderings in the superscript. As described in the main text, the individual

strains and distortions were applied with their amplitude in the ground-state of LaMnO_3 . The values of E_0 indicate hence the stability or instability of strains and atomic displacements in the FM and AFM-A phase in

the absence of the Q_{2z}^M distortion. Finally, we also investigated the variation of the electronic instability parameter α_{JT} as a function of the other lattice distortions:

$$\begin{aligned} \alpha_{JT} = & \alpha_{JT}^0 (1 + (\lambda_\phi + \lambda_{\phi+A_X} A_X) \phi + (\lambda_{Q_{3z}^\Gamma} + ((\lambda_{Q_{3z}^\Gamma+\phi} + \lambda_{Q_{3z}^\Gamma+\phi+A_X} A_X) \phi \\ & \cdots + (\lambda_{Q_{3z}^\Gamma+Q_{4z}^\Gamma} + (\lambda_{Q_{3z}^\Gamma+Q_{4z}^\Gamma+\phi} + \lambda_{Q_{3z}^\Gamma+Q_{4z}^\Gamma+\phi+A_X} A_X) \phi) Q_{4z}^\Gamma) Q_{3z}^\Gamma), \end{aligned} \quad (\text{A5})$$

where we assume a linear dependence of the α_{JT} to the other lattice distortions. Further studies would need to clarify the explicit dependence of α_{JT} to the surrounding lattice. As mentioned in the main text, α_{JT} is strictly zero on the FM surface, for which reason only its values for AFM-A ordering has been reported in Table IV below.

TABLE IV: Table of fitted parameters to reproduce the PES in Fig. 4. Top: zero point energies E_0 , gathering energy gains or losses of condensing individual modes and strains excluding Q_{2z}^M distortion. Middle : first- and-second order parameters α and β gathering linear and quadratic lattice couplings in Q_{2z}^M . Bottom: electronic parameter α_{JT} gathering the variation of the electronic instability, depending of the condensed lattice modes.

		Zero Point Energies E_0									
MO	E_0^{FM}	$E_0^{Q_{3z}^\Gamma}$	$E_0^{Q_{3z}^\Gamma Q_{4z}^\Gamma}$	E_0^ϕ	$E_0^{\phi, Q_{3z}^\Gamma}$	$E_0^{\phi, Q_{3z}^\Gamma, Q_{4z}^\Gamma}$	E_0^{ϕ, A_X}	$E_0^{\phi, A_X, Q_{3z}^\Gamma}$	$E_0^{\phi, A_X, Q_{3z}^\Gamma, Q_{4z}^\Gamma}$		
FM [eV]	-0.51	0.21	0.16	-0.56	0	0.16	-0.40	-0.15	-0.27		
AFM-A [eV]	-	0.05	0.15	-0.63	0.05	0.18	-0.39	-0.12	-0.29		
		First- and Second Order Parameters α & β									
MO	α_1	α_2	α_3	α_4	α_5	β_1	β_2	β_3	β_4	β_5	β_6
FM [eV]	-0.02	-0.09	-0.03	-0.11	-0.01	0.26	-0.53	0.04	-0.22	-0.01	0.003
AFM-A [eV]	-0.01	-0.10	-0.02	-0.11	-0.02	0.29	-0.04	0.02	0.08	-0.01	-0.20
		Electronic Parameter α_{JT}									
		λ -Cubic			$\lambda_{Q_{3z}^\Gamma}$			$\lambda_{Q_{3z}^\Gamma + Q_{4z}^\Gamma}$			
		α_{JT}^0	$+\phi$	$+\phi + A_X$	0	$+\phi$	$+\phi + A_X$	0	$+\phi$	$+\phi + A_X$	
AFM-A [eV]		-0.74	-0.20	0.01	-0.09	0.15	-0.03	0.10	-0.18	0.04	

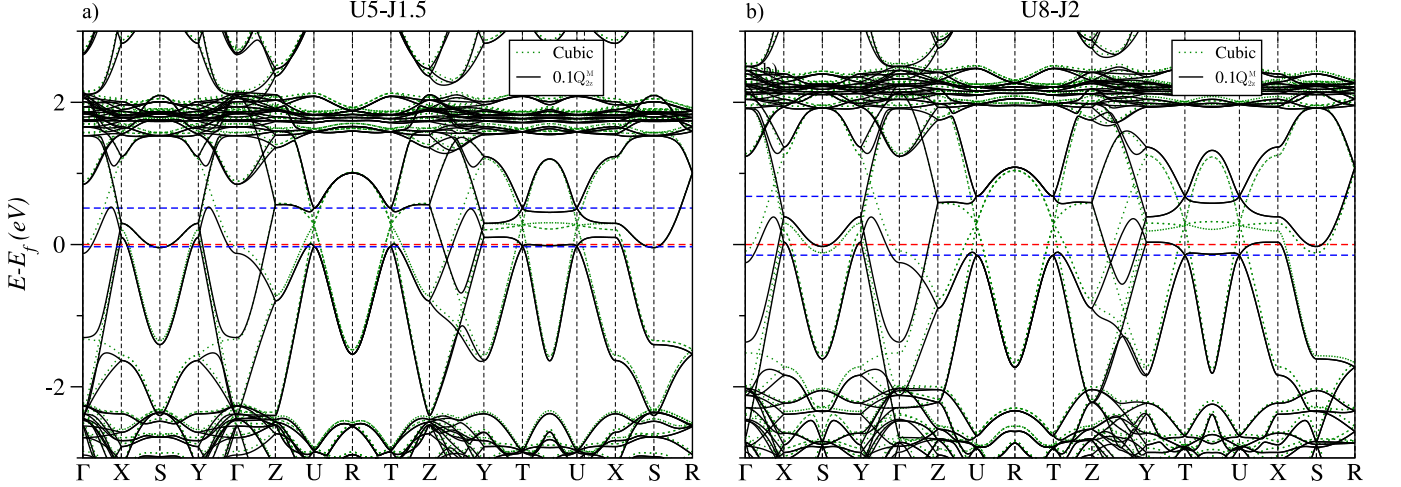


FIG. 9: Electronic band structures of the majority spin in FM ordering around the Fermi level. Green dotted lines correspond to the electronic bands in the cubic lattice ($Pm\bar{3}m$) and continuous black lines to the cubic lattice plus 10% Q_{2z}^M . The red dashed lines shows the Fermi level. Blue dashed lines indicate the band-opening at the high symmetry points \mathbf{U} and \mathbf{T} . a) $(U|J)=(5\text{eV}|1.5\text{eV})$, b) $(U|J)=(8\text{eV}|2\text{eV})$.

Appendix B: Effect of ($U|J$) Parameters on the PES

In this section, we provide additional information for the connection between the ($U|J$) parameters and the shape of the Q_{2z}^M PES.

Firstly, we explain the different shapes of the PES presented in Fig. 2 in Subsection V A. For this purpose, we show the electronic band-structures of LaMnO_3 in its cubic phase (space group $Pm\bar{3}m$) and in a 10% Q_{2z}^M distorted structure (space group $P4/mbm$) in FM-ordering using one hand ($U|J$) = (5eV|1.5eV) and one the other hand ($U|J$)=(8eV|2eV) (see Fig. 9). All band structures are presented in the Brillouin-Zone of the 20-atoms supercell, that is the conventional unit-cell for the $Pnma$ space-group. The main difference between (5eV|1.5eV) and (8eV|2eV) in Fig. 9 is the splitting energy at gap-openings at high symmetry k-points. These are emphasized with blue dashed lines for the high symmetry points \mathbf{U} and \mathbf{T} . The splitting energy is significantly increased by the larger ($U|J$) values (from about 0.5eV to 0.8eV). This difference can explain the different curvature of the FM Q_{2z}^M PES in Fig. 2 in subsection V A. Through the larger splitting a band gap is opened in a larger part of the Brillouin-Zone for the same Q_{2z}^M amplitude. The path U-T represents an example. While there is a band just at the Fermi-level in the case of using (5eV|1.5eV) which will induce a positive PES curvature, the same band is well below the Fermi level in the case of (8eV|2eV) and will therefore contribute to a negative curvature.

Secondly, we question if changing the ($U|J$) parameters would *qualitatively* change the results presented in this work. Notably, would a different choice of ($U|J$) change the results, that the tetragonal strain Q_{3z}^F controls the competition between FM and AFM-A? From Fig. 2 in Section V A, we know that in the cubic phase (space group $Pm\bar{3}m$ applying (8eV|2eV) keeps the FM ground state. Here, we additionally show in Fig. 10 the Q_{2z}^M FM and AFM-A PESs within the cubic lattice *with octahedral rotations* condensed with their corresponding ground-state amplitude first using ($U|J$) = (5eV|1.5eV) and then ($U|J$)=(8eV|2eV). The first main difference between (5eV|1.5eV) and (8eV|2eV) is the increased stabilization energy between $Q_{2z}^M = 0$ and the minima positions. The minima positions themselves are not shifted and lie close to the ground-state amplitude of Q_{2z}^M (=1 in Fig. 10). The second main difference is the insulating electronic ground state around the minima on the FM PES when (8eV|2eV) is used. Both these differences can be understood by the analyses of the electronic band structures in dependence of the ($U|J$) presented in the paragraph above. However, the important common ground between both ($U|J$) cases are that the FM PES is the lowest in energy. Hence, also in the case of (8eV|2eV) octahedral rotations cannot tune the magnetic ground state. From the analysis in the main text in Section V B 1 and in Appendix A, we know that the antipolar motion A_X shows an equal trilinear coupling with

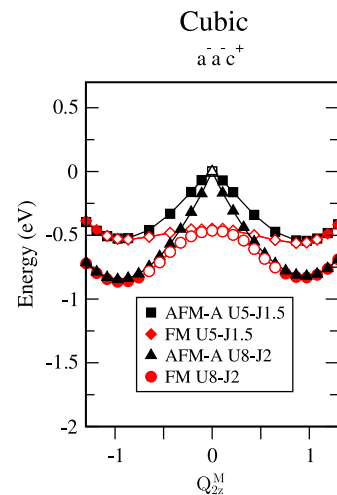


FIG. 10: FM and AFM-A PES of Q_{2z}^M mode within the cubic unit cell and with octahedral rotations condensed with their corresponding ground-state amplitude, for two ($U|J$) cases. Open (resp. filled) symbols denote metallic (resp. insulating) states.

Q_{2z}^M independent of the magnetic order. Therefore it can not tune the competition between AFM-A and FM. This leaves the tetragonal strain Q_{3z}^F to be the only structural deformation that can tune competition between AFM-A and FM, which is independent of ($U|J$).

- * MMN.Schmitt@doct.uliege.be
- ¹ R. Von Helmolt, J. Wecker, B. Holzapfel, L. Schultz, and K. Samwer, *Phys. Rev. Lett.* **71**, 2331 (1993).
 - ² V. M. Goldschmidt, *Naturwissenschaften* **14**, 477 (1926).
 - ³ P. Norby, I. G. Krogh Andersen, E. Krogh Andersen, and N. H. Andersen, *J. Solid State Chem.* **119**, 191 (1995).
 - ⁴ X. Qiu, T. Proffen, J. F. Mitchell, and S. Billinge, *Phys. Rev. Lett.* **94**, 177203 (2005).
 - ⁵ A. M. Glazer, *Acta Crystallogr. Sect. B Struct. Crystallogr. Cryst. Chem.* **28**, 3384 (1972).
 - ⁶ M. W. Lufaso and P. M. Woodward, *Acta Crystallogr. Sect. B Struct. Sci.* **57**, 725 (2001).
 - ⁷ M. Baldini, V. V. Struzhkin, A. F. Goncharov, P. Postorino, and W. L. Mao, *Phys. Rev. Lett.* **106**, 66402 (2011).
 - ⁸ T. Chatterji, F. Fauth, B. Ouladdiaf, P. Mandal, and B. Ghosh, *Phys. Rev. B - Condens. Matter Mater. Phys.* **68**, 52406 (2003).
 - ⁹ T. Maitra, P. Thalmeier, and T. Chatterji, *Phys. Rev. B - Condens. Matter Mater. Phys.* **69**, 132417 (2004).
 - ¹⁰ M. R. Ahmed and G. A. Gehring, *Phys. Rev. B - Condens. Matter Mater. Phys.* **79**, 174106 (2009).
 - ¹¹ J. Rodríguez-Carvajal, M. Hennion, F. Moussa, A. H. Moudden, L. Pinsard, and A. Revcolevschi, *Phys. Rev. B - Condens. Matter Mater. Phys.* **57**, R3189 (1998).
 - ¹² M. C. Sánchez, G. Subías, J. García, and J. Blasco, *Phys. Rev. Lett.* **90**, 4 (2003).
 - ¹³ P. Thygesen, C. A. Young, E. O. Beake, F. D. Romero, L. D. Connor, T. E. Proffen, A. E. Phillips, M. G. Tucker, M. A. Hayward, D. A. Keen, and A. L. Goodwin, *Phys. Rev. B* **95**, 174107 (2017), arXiv:1702.06346 .
 - ¹⁴ F. Moussa, M. Hennion, J. Rodríguez-Carvajal, H. Moudén, L. Pinsard, and A. Revcolevschi, *Phys. Rev. B - Condens. Matter Mater. Phys.* **54**, 15149 (1996).
 - ¹⁵ N. N. Kovaleva, A. V. Boris, C. Bernhard, A. Kulakov, A. Pimenov, A. M. Balbashov, G. Khaliullin, and B. Keimer, *Phys. Rev. Lett.* **93**, 147204 (2004).
 - ¹⁶ A. Yamasaki, M. Feldbacher, Y. F. Yang, O. K. Andersen, and K. Held, *Phys. Rev. Lett.* **96**, 166401 (2006).
 - ¹⁷ N. N. Kovaleva, A. M. Oleś, A. M. Balbashov, A. Maljuk, D. N. Argyriou, G. Khaliullin, and B. Keimer, *Phys. Rev. B - Condens. Matter Mater. Phys.* **81** (2010), 10.1103/PhysRevB.81.235130.
 - ¹⁸ A. Nucara, F. Miletto Granozio, M. Radovic, F. M. Vitucci, P. Maselli, R. Fittipaldi, A. Vecchione, and P. Calvani, *Eur. Phys. J. B* **79**, 435 (2011).
 - ¹⁹ M. Sherafati, M. Baldini, L. Malavasi, and S. Satpathy, *Phys. Rev. B* **93**, 24107 (2016), arXiv:1507.06592 .
 - ²⁰ R. Englman and B. Halperin, *Phys. Rev. B* **2**, 75 (1970).
 - ²¹ B. Halperin and R. Englman, *Phys. Rev. B* **3**, 1698 (1971).
 - ²² A. E. Hughes, *Acta Crystallogr. Sect. A*, Vol. 29 (John Wiley & Sons, 1973) pp. 108–109.
 - ²³ G. A. Gehring and K. A. Gehring, *Rep. Prog. Phys.* **38**, 1 (1975).
 - ²⁴ K. KI and D. Khomskii, *Sov. Phys. Usp* **25**, 231 (1982).
 - ²⁵ H. A. Jahn and E. Teller, *Proc. R. Soc. London. Ser. A - Math. Phys. Sci.* **161**, 220 (1937).
 - ²⁶ J. Hubbard and F. B. Hilton, *Proc. R. Soc. London. Ser. A. Math. Phys. Sci.* **276**, 238 (1963).
 - ²⁷ E. Pavarini and E. Koch, *Phys. Rev. Lett.* **104**, 86402 (2010).
 - ²⁸ J. Varignon, M. Bibes, and A. Zunger, , 1 (2019), arXiv:1906.07587 .
 - ²⁹ A. S. Moskvina, *Phys. Rev. B - Condens. Matter Mater. Phys.* **79**, 115102 (2009).
 - ³⁰ R. Peierls and A. O. Barut, *Am. J. Phys.*, Vol. 60 (Princeton University Press, 1992) pp. 957–958.
 - ³¹ J. Varignon, M. Bibes, and A. Zunger, *Nat. Commun.* **10**, 1658 (2019), arXiv:1901.00829 .
 - ³² Y. Zhang, M. M. Schmitt, A. Mercy, J. Wang, and P. Ghosez, *Phys. Rev. B* **98** (2018), 10.1103/PhysRevB.98.081108, arXiv:1804.07584 .
 - ³³ A. Mercy, J. Bieder, J. Íñiguez, and P. Ghosez, *Nat. Commun.* **8**, 1677 (2017), arXiv:1709.07240 .
 - ³⁴ J. P. Perdew, A. Ruzsinszky, G. I. Csonka, O. A. Vydrov, G. E. Scuseria, L. A. Constantin, X. Zhou, and K. Burke, *Phys. Rev. Lett.* **100**, 136406 (2008), arXiv:0711.0156 .
 - ³⁵ G. Kresse and D. Joubert, *Phys. Rev. B - Condens. Matter Mater. Phys.* **59**, 1758 (1999).
 - ³⁶ T. A. Mellan, F. Corà, R. Grau-Crespo, and S. Ismail-Beigi, *Phys. Rev. B - Condens. Matter Mater. Phys.* **92**, 85151 (2015), arXiv:1503.08871 .
 - ³⁷ P. E. Blöchl, *Phys. Rev. B* **50**, 17953 (1994).
 - ³⁸ H. J. Monkhorst and J. D. Pack, *Phys. Rev. B* **13**, 5188 (1976).
 - ³⁹ B. J. Campbell, H. T. Stokes, D. E. Tanner, and D. M. Hatch, *J. Appl. Crystallogr.* **39**, 607 (2006).
 - ⁴⁰ D. M. Hatch and H. T. Stokes, *J. Appl. Crystallogr.* **36**, 951 (2003).
 - ⁴¹ P. V. Medeiros, S. Stafström, and J. Björk, *Phys. Rev. B - Condens. Matter Mater. Phys.* **89**, 41407(R) (2014).
 - ⁴² P. V. Medeiros, S. S. Tsirkin, S. Stafström, and J. Björk, *Phys. Rev. B - Condens. Matter Mater. Phys.* **91**, 41116(R) (2015), arXiv:1409.5343 .
 - ⁴³ J. H. Van Vleck, *J. Chem. Phys.* **7**, 72 (1939).
 - ⁴⁴ U. Öpik and M. H. L. Pryce, in *Proc. R. Soc. London. Ser. A. Math. Phys. Sci.*, Vol. 238 (The Royal Society, 1957) pp. 425–447.
 - ⁴⁵ M. C. M. O'Brien and C. C. Chancey, *Am. J. Phys.* **61**, 688 (1993).
 - ⁴⁶ P. García-Fernández, I. B. Bersuker, J. A. Aramburu, M. T. Barriuso, and M. Moreno, *Phys. Rev. B - Condens. Matter Mater. Phys.* **71**, 184117 (2005).
 - ⁴⁷ M. D. Sturge, in *Solid State Phys. - Adv. Res. Appl.*, Solid State Physics, Vol. 20, edited by F. Seitz, D. Turnbull, and H. Ehrenreich (Academic Press, 1968) pp. 91–211.
 - ⁴⁸ D. I. Khomskii, *Transit. Met. Compd.* (Cambridge University Press, 2014) pp. 1–485.
 - ⁴⁹ S. Margadonna and G. Karotsis, *J. Am. Chem. Soc.* **128**, 16436 (2006).
 - ⁵⁰ M. W. Lufaso and P. M. Woodward, *Acta Crystallogr. Sect. B Struct. Sci.* **60**, 10 (2004).
 - ⁵¹ A. C. Komarek, H. Roth, M. Cwik, W. D. Stein, J. Baier, M. Kriener, F. Bourée, T. Lorenz, and M. Braden, *Phys. Rev. B - Condens. Matter Mater. Phys.* **75**, 224402 (2007).
 - ⁵² J. Varignon, M. N. Grisolia, D. Preziosi, P. Ghosez, and M. Bibes, *Phys. Rev. B* **96**, 235106 (2017), arXiv:1711.06190 .
 - ⁵³ M. A. Carpenter and C. J. Howard, *Acta Crystallogr. B* **65**, 147 (2009).
 - ⁵⁴ J. Kanamori, *J. Appl. Phys.* **31**, S14 (1960).
 - ⁵⁵ M. Bacci, E. Mihóková, and K. Polák, *Phys. Rev. B -*

- Condens. Matter Mater. Phys. **55**, 14257 (1997).
- ⁵⁶ M. A. Carpenter and C. J. Howard, *Acta Crystallogr. B* **65**, 134 (2009).
- ⁵⁷ Z. He and A. J. Millis, *Phys. Rev. B - Condens. Matter Mater. Phys.* **91**, 195138 (2015), arXiv:1502.05764 .
- ⁵⁸ P. V. Balachandran and J. M. Rondinelli, *Phys. Rev. B - Condens. Matter Mater. Phys.* **88**, 54101 (2013), arXiv:1303.0903 .
- ⁵⁹ S. Y. Park, A. Kumar, and K. M. Rabe, *Phys. Rev. Lett.* **118**, 87602 (2017), arXiv:1606.07835 .
- ⁶⁰ J. Varignon, N. C. Bristowe, E. Bousquet, and P. Ghosez, *Sci. Rep.* **5**, 15364 (2015), arXiv:1409.8422 .
- ⁶¹ N. Miao, B. Xu, N. C. Bristowe, D. I. Bilc, M. J. Verstraete, and P. Ghosez, *J. Phys. Chem. C* **120**, 9112 (2016).
- ⁶² N. Miao, N. C. Bristowe, B. Xu, M. J. Verstraete, and P. Ghosez, *Journal of Physics: Condensed Matter* **26**, 035401 (2013).
- ⁶³ J. B. Elemans, B. Van Laar, K. R. Van Der Veen, and B. O. Loopstra, *J. Solid State Chem.* **3**, 238 (1971).
- ⁶⁴ J. Jung, K. Kim, D. Eom, T. Noh, E. Choi, J. Yu, Y. Kwon, and Y. Chung, *Phys. Rev. B - Condens. Matter Mater. Phys.* **55**, 15489 (1997).
- ⁶⁵ T. Saitoh, A. E. Bocquet, T. Mizokawa, H. Namatame, A. Fujimori, M. Abbate, Y. Takeda, and M. Takano, *Phys. Rev. B* **51**, 13942 (1995).
- ⁶⁶ T. Arima, Y. Tokura, and J. B. Torrance, *Phys. Rev. B* **48**, 17006 (1993).
- ⁶⁷ J. Jung, K. Kim, T. Noh, E. Choi, and J. Yu, *Phys. Rev. B - Condens. Matter Mater. Phys.* **57**, R11043 (1998).
- ⁶⁸ R. Krüger, B. Schulz, S. Naler, R. Rauer, D. Budelmann, J. Bäckström, K. H. Kim, S. W. Cheong, V. Perebeinos, and M. Rübhausen, *Phys. Rev. Lett.* **92**, 97203 (2004).
- ⁶⁹ K. Tobe, T. Kimura, Y. Okimoto, and Y. Tokura, *Phys. Rev. B - Condens. Matter Mater. Phys.* **64**, 184421 (2001).
- ⁷⁰ D. Muñoz, N. M. Harrison, and F. Illas, *Phys. Rev. B - Condens. Matter Mater. Phys.* **69**, 85115 (2004).
- ⁷¹ C. Ederer, C. Lin, and A. J. Millis, *Phys. Rev. B - Condens. Matter Mater. Phys.* **76**, 155105 (2007).
- ⁷² W. Ku, T. Berlijn, and C. C. Lee, *Phys. Rev. Lett.* **104**, 216401 (2010), arXiv:1002.4218 .
- ⁷³ R. Kováčik and C. Ederer, *Phys. Rev. B - Condens. Matter Mater. Phys.* **81**, 245108 (2010).
- ⁷⁴ R. Kováčik and C. Ederer, *Phys. Rev. B - Condens. Matter Mater. Phys.* **84**, 75118 (2011), arXiv:1104.1292 .
- ⁷⁵ R. Kováčik, S. S. Murthy, C. E. Quiroga, C. Ederer, and C. Franchini, *Phys. Rev. B* **93**, 75139 (2016), arXiv:1511.03545 .
- ⁷⁶ V. Polinger, *J. Mol. Struct.* **838**, 13 (2007).
- ⁷⁷ I. Bersuker, *Springer Ser. Chem. Phys.*, Vol. 49 (Springer Science & Business Media, 1989) p. 422.
- ⁷⁸ S. V. Streltsov and D. I. Khomskii, *Physics-Uspexhi* **60**, 1121 (2017), arXiv:1711.05409 .
- ⁷⁹ K. R. Poeppelmeier, M. E. Leonowicz, J. C. Scanlon, J. M. Longo, and W. B. Yelon, *J. Solid State Chem.* **45**, 71 (1982).
- ⁸⁰ N. A. Benedek, J. M. Rondinelli, H. Djani, P. Ghosez, and P. Lightfoot, *Dalt. Trans.* **44**, 10543 (2015).
- ⁸¹ P. Rivero, V. Meunier, and W. Shelton, *Phys. Rev. B* **93**, 24111 (2016).
- ⁸² P. Rivero, V. Meunier, and W. Shelton, *Phys. Rev. B* **93**, 94409 (2016).
- ⁸³ Y. S. Hou, H. J. Xiang, and X. G. Gong, *Phys. Rev. B - Condens. Matter Mater. Phys.* **89**, 64415 (2014).
- ⁸⁴ J. Roqueta, A. Pomar, L. Balcells, C. Frontera, S. Valencia, R. Abrudan, B. Bozzo, Z. Konstantinović, J. Santiso, and B. Martínez, *Cryst. Growth Des.* **15**, 5332 (2015).
- ⁸⁵ A. Trokiner, S. Verkhovskii, A. Gerashenko, Z. Volkova, O. Anikeenok, K. Mikhalev, M. Eremin, and L. Pinsard-Gaudart, *Phys. Rev. B - Condens. Matter Mater. Phys.* **87**, 125142 (2013), arXiv:1303.3112 .
- ⁸⁶ E. Pavarini, E. Koch, and A. I. Lichtenstein, *Phys. Rev. Lett.* **101**, 266405 (2008).
- ⁸⁷ J. C. Wojdel, P. Hermet, M. P. Ljungberg, P. Ghosez, and J. Íñiguez, *J. Phys. Condens. Matter* **25**, 305401 (2013), arXiv:1301.5731 .
- ⁸⁸ P. García-Fernández, J. C. Wojdel, J. Íñiguez, and J. Junquera, *Phys. Rev. B* **93**, 195137 (2016), arXiv:1511.07675 .
- ⁸⁹ C. Escorihuela-Sayalero, J. C. Wojdel, and J. Íñiguez, *Phys. Rev. B* **95**, 94115 (2017), arXiv:1608.06788 .
- ⁹⁰ M. H. Whangbo, H. J. Koo, A. Villesuzanne, and M. Pouchard, *Inorg. Chem.* **41**, 1920 (2002).
- ⁹¹ I. I. Mazin, D. I. Khomskii, R. Lengsdorf, J. A. Alonso, W. G. Marshall, R. M. Ibberson, A. Podlesnyak, M. J. Martínez-Lope, and M. M. Abd-Elmeguid, *Phys. Rev. Lett.* **98**, 176406 (2007).
- ⁹² J. S. Zhou and J. B. Goodenough, *Phys. Rev. B - Condens. Matter Mater. Phys.* **60**, R15002 (1999).
- ⁹³ L. T. Jiang, K. J. Jin, C. Ma, C. Ge, G. Z. Yang, and X. He, *Phys. Rev. B* **97**, 195132 (2018).
- ⁹⁴ Q. Huang, A. Santoro, J. W. Lynn, R. W. Erwin, J. A. Borchers, J. L. Peng, and R. L. Greene, *Phys. Rev. B - Condens. Matter Mater. Phys.* **55**, 14987 (1997).