

Introduction to
Online Convex Optimization

All rights reserved. Not to be reproduced without the authors' permission.

ELAD HAZAN¹

¹www.cs.princeton.edu/~ehazan

to Dana

Preface

This book serves as an introduction to the expanding theory of online convex optimization. It was written as an advanced text to serve as a basis for a graduate course, and/or as a reference to the researcher diving into this fascinating world at the intersection of optimization and machine learning.

Such a course was given at the Technion in the years 2010–2014 with slight variations from year to year, and later at Princeton University in the years 2015–2016. The core material in these courses is fully covered in this book, along with exercises that allow the students to complete parts of proofs, or that were found illuminating and thought-provoking. Most of the material is given with examples of applications, which are interlaced throughout different topics. These include prediction from expert advice, portfolio selection, matrix completion and recommendation systems, SVM training and more.

Our hope is that this compendium of material and exercises will be useful to you; the educator and the researcher.

Placing this book in the machine learning library

The broad field of machine learning broadly speaking, as in the sub-disciplines of online learning, boosting, regret minimization in games, universal prediction and other related topics, have seen a plethora of introductory texts in recent years. With this note we can hardly do justice to all, but perhaps point to the location of this book in the readers' virtual library.

The neighboring book, which served as an inspiration to the current manuscript, and indeed an inspiration to the entire field of learning in games, is the wonderful text of Cesa-Bianchi and Lugosi [29]. On the other side, there are the numerous introductory essays to convex optimization and convex analysis, to name a few [23, 78, 76, 77, 21, 92]. The more broad texts

on machine learning are too numerous to state hereby, but are definitely not far.

The primary purpose of this manuscript is to serve as an educational textbook for a *dedicated* course on online convex optimization and the convex optimization approach to machine learning. Online convex optimization has already had enough impact to appear in several surveys and introductory texts, such as [53, 97, 85, 87]. We hope this compilation of material and exercises will further enrich the literature.

Book's structure

This book is intended to serve as a reference for a self-contained course for the educated graduate student in computer science/electrical engineering/operations research/statistics and related fields. As such, its organization follows the structure of the course “decision analysis” taught at the Technion.

Each chapter should take one or two weeks of classes, depending on the depth and breadth of the intended course. The first chapter is designed to be a “teaser” for the field, and thus less rigorous than the rest of the book.

Roughly speaking, the book can be thought of as two units. The first, from chapter 2 through 5, contains the basic definitions, framework and core algorithms for online convex optimization. The rest of the book deals with more advanced algorithms, more difficult settings and relationships to well-known machine learning paradigms.

Contents

Preface	iii
1 Introduction	3
1.1 The online convex optimization model	4
1.2 Examples of problems that can be modeled via OCO	5
1.3 A gentle start: learning from expert advice	9
1.3.1 The weighted majority algorithm	10
1.3.2 Randomized weighted majority	13
1.3.3 Hedge	14
1.4 Exercises	16
1.5 Bibliographic remarks	17
2 Basic concepts in convex optimization	19
2.1 Basic definitions and setup	19
2.1.1 Projections onto convex sets	21
2.1.2 Introduction to optimality conditions	22
2.2 Gradient/subgradient descent	23
2.2.1 Basic gradient descent—linear convergence	23
2.3 Reductions to non-smooth and non-strongly convex functions	27
2.3.1 Reduction to smooth, non strongly convex functions .	27
2.3.2 Reduction to strongly convex, non-smooth functions .	28
2.3.3 Reduction to general convex functions	32
2.4 Example: support vector machine (SVM) training	32
2.5 Exercises	35
2.6 Bibliographic remarks	37
3 First order algorithms for online convex optimization	39
3.1 Online gradient descent	40
3.2 Lower bounds	42

3.3	Logarithmic regret	44
3.3.1	Online gradient descent for strongly convex functions	44
3.4	Application: stochastic gradient descent	46
3.4.1	Example: stochastic gradient descent for SVM training	47
3.5	Exercises	49
3.6	Bibliographic remarks	50
4	Second order methods	51
4.1	Motivation: universal portfolio selection	51
4.1.1	Mainstream portfolio theory	51
4.1.2	Universal portfolio theory	52
4.1.3	Constant rebalancing portfolios	53
4.2	Exp-concave functions	54
4.3	The online Newton step algorithm	56
4.4	Exercises	62
4.5	Bibliographic Remarks	63
5	Regularization	65
5.1	Regularization functions	66
5.2	The RFTL algorithm and its analysis	67
5.2.1	Meta-algorithm definition	68
5.2.2	The regret bound	68
5.3	Online Mirrored Descent	71
5.3.1	Equivalence of lazy OMD and RFTL	72
5.3.2	Regret bounds for Mirrored Descent	73
5.4	Application and special cases	75
5.4.1	Deriving online gradient descent	75
5.4.2	Deriving multiplicative updates	76
5.5	Randomized regularization	77
5.5.1	Perturbation for convex losses	78
5.5.2	Perturbation for linear cost functions	81
5.5.3	Follow-the-perturbed-leader for expert advice	82
5.6	* Optimal regularization	85
5.7	Exercises	90
5.8	Bibliographic Remarks	92
6	Bandit Convex Optimization	93
6.1	The BCO setting	93
6.2	The Multi Armed Bandit (MAB) problem	94
6.2.1	EXP3: simultaneous exploration and exploitation	97

6.3	A reduction from limited information to full information . . .	98
6.3.1	Part 1: using unbiased estimators	99
6.3.2	Part 2: point-wise gradient estimators	101
6.4	Online gradient descent without a gradient	104
6.5	* Optimal regret algorithms for BLO	106
6.5.1	Self-concordant barriers	107
6.5.2	A near-optimal algorithm	108
6.6	Exercises	112
6.7	Bibliographic Remarks	113
7	Projection-free Algorithms	115
7.1	Review: relevant concepts from linear algebra	115
7.2	Motivation: recommender systems	116
7.3	The conditional gradient method	118
7.3.1	Example: matrix completion via CG	120
7.4	Projections vs. linear optimization	122
7.5	The online conditional gradient algorithm	124
7.6	Exercises	128
7.7	Bibliographic Remarks	129
8	Games, Duality and Regret	131
8.1	Linear programming and duality	132
8.2	Zero-sum games and equilibria	132
8.2.1	Equivalence of von Neumann Theorem and LP duality	135
8.3	Proof of von Neumann Theorem	136
8.4	Approximating Linear Programs	138
8.5	Exercises	140
8.6	Bibliographic Remarks	141
9	Learning Theory, Generalization and OCO	143
9.1	The setting of statistical learning theory	143
9.1.1	Overfitting	144
9.1.2	No free lunch?	145
9.1.3	Examples of learning problems	146
9.1.4	Defining generalization and learnability	147
9.2	Agnostic learning using OCO	149
9.2.1	Reminder: measure concentration and martingales . .	150
9.2.2	Analysis of the reduction	152
9.3	Exercises	154
9.4	Bibliographic Remarks	156

Acknowledgements

157

Errata

159

Abstract

This manuscript portrays *optimization as a process*. In many practical applications the environment is so complex that it is infeasible to lay out a comprehensive theoretical model and use classical algorithmic theory and mathematical optimization. It is necessary as well as beneficial to take a robust approach, by applying an optimization method that learns as one goes along, learning from experience as more aspects of the problem are observed. This view of optimization as a process has become prominent in varied fields and has led to some spectacular success in modeling and systems that are now part of our daily lives.

Chapter 1

Introduction

This manuscript concerns the view of *optimization as a process*. In many practical applications the environment is so complex that it is infeasible to lay out a comprehensive theoretical model and use classical algorithmic theory and mathematical optimization. It is necessary as well as beneficial to take a robust approach, by applying an optimization method that learns as one goes along, learning from experience as more aspects of the problem are observed. This view of optimization as a process has become prominent in various fields and led to spectacular successes in modeling and systems that are now part of our daily lives.

The growing literature of machine learning, statistics, decision science and mathematical optimization blur the classical distinctions between deterministic modeling, stochastic modeling and optimization methodology. We continue this trend in this book, studying a prominent optimization framework whose precise location in the mathematical sciences is unclear: the framework of *online convex optimization*, which was first defined in the machine learning literature (see bibliography at the end of this chapter). The metric of success is borrowed from game theory, and the framework is closely tied to statistical learning theory and convex optimization.

We embrace these fruitful connections and, on purpose, do not try to fit any particular jargon. Rather, this book will start with actual problems that can be modeled and solved via online convex optimization. We will proceed to present rigorous definitions, background, and algorithms. Throughout, we provide connections to the literature in other fields. It is our hope that you, the reader, will contribute to our understanding of these connections from your domain of expertise, and expand the growing literature on this fascinating subject.

1.1 The online convex optimization model

In online convex optimization, an online player iteratively makes decisions. At the time of each decision, the outcomes associated with the choices are unknown to the player.

After committing to a decision, the decision maker suffers a loss: every possible decision incurs a (possibly different) loss. These losses are unknown to the decision maker beforehand. The losses can be adversarially chosen, and even depend on the action taken by the decision maker.

Already at this point, several restrictions are necessary for this framework to make any sense at all:

- The losses determined by an adversary should not be allowed to be unbounded. Otherwise the adversary could keep decreasing the scale of the loss at each step, and never allow the algorithm to recover from the loss of the first step. Thus we assume the losses lie in some bounded region.
- The decision set must be somehow bounded and/or structured, though not necessarily finite.

To see why this is necessary, consider decision making with an infinite set of possible decisions. An adversary can assign high loss to all the strategies chosen by the player indefinitely, while setting apart some strategies with zero loss. This precludes any meaningful performance metric.

Surprisingly, interesting statements and algorithms can be derived with not much more than these two restrictions. The Online Convex Optimization (OCO) framework models the decision set as a convex set in Euclidean space denoted $\mathcal{K} \subseteq \mathbb{R}^n$. The costs are modeled as bounded convex functions over \mathcal{K} .

The OCO framework can be seen as a structured repeated game. The protocol of this learning framework is as follows:

At iteration t , the online player chooses $\mathbf{x}_t \in \mathcal{K}$. After the player has committed to this choice, a convex cost function $f_t \in \mathcal{F} : \mathcal{K} \mapsto \mathbb{R}$ is revealed. Here \mathcal{F} is the bounded family of cost functions available to the adversary. The cost incurred by the online player is $f_t(\mathbf{x}_t)$, the value of the cost function for the choice \mathbf{x}_t . Let T denote the total number of game iterations.

What would make an algorithm a good OCO algorithm? As the framework is game-theoretic and adversarial in nature, the appropriate performance metric also comes from game theory: define the **regret** of the de-

cision maker to be the difference between the total cost she has incurred and that of the best fixed decision in hindsight. In OCO we are usually interested in an upper bound on the worst case regret of an algorithm.

Let \mathcal{A} be an algorithm for OCO, which maps a certain game history to a decision in the decision set. We formally define the regret of \mathcal{A} after T iterations as:

$$\text{regret}_T(\mathcal{A}) = \sup_{\{f_1, \dots, f_T\} \subseteq \mathcal{F}} \left\{ \sum_{t=1}^T f_t(\mathbf{x}_t) - \min_{\mathbf{x} \in \mathcal{K}} \sum_{t=1}^T f_t(\mathbf{x}) \right\} \quad (1.1)$$

Intuitively, an algorithm performs well if its regret is sublinear as a function of T , i.e. $\text{regret}_T(\mathcal{A}) = o(T)$, since this implies that on the average the algorithm performs as well as the best fixed strategy in hindsight.

The running time of an algorithm for OCO is defined to be the worst-case expected time to produce \mathbf{x}_t , for an iteration $t \in [T]^1$ in a T -iteration repeated game. Typically, the running time will depend on n (the dimensionality of the decision set \mathcal{K}), T (the total number of game iterations), and the parameters of the cost functions and underlying convex set.

1.2 Examples of problems that can be modeled via OCO

Perhaps the main reason that OCO has become a leading online learning framework in recent years is its powerful modeling capability: problems from diverse domains such as online routing, ad selection for search engines and spam filtering can all be modeled as special cases. In this section, we briefly survey a few special cases and how they fit into the OCO framework.

Prediction from expert advice

Perhaps the most well known problem in prediction theory is the so-called “experts problem”. The decision maker has to choose among the advice of n given experts. After making her choice, a loss between zero and one is incurred. This scenario is repeated iteratively, and at each iteration the costs of the various experts are arbitrary (possibly even adversarial, trying to mislead the decision maker). The goal of the decision maker is to do as well as the best expert in hindsight.

The online convex optimization problem captures this problem as a special case: the set of decisions is the set of all distributions over n elements

¹Here and henceforth we denote by $[n]$ the set of integers $\{1, \dots, n\}$.

(experts), i.e., the n -dimensional simplex $\mathcal{K} = \Delta_n = \{\mathbf{x} \in \mathbb{R}^n, \sum_i \mathbf{x}_i = 1, \mathbf{x}_i \geq 0\}$. Let the cost of the i 'th expert at iteration t be $\mathbf{g}_t(i)$, and let \mathbf{g}_t be the cost vector of all n experts. Then the cost function is the expected cost of choosing an expert according to distribution \mathbf{x} , and is given by the linear function $f_t(\mathbf{x}) = \mathbf{g}_t^\top \mathbf{x}$.

Thus, prediction from expert advice is a special case of OCO in which the decision set is the simplex and the cost functions are linear and bounded, in the ℓ_∞ norm, to be at most one. The bound on the cost functions is derived from the bound on the elements of the cost vector \mathbf{g}_t .

The fundamental importance of the experts problem in machine learning warrants special attention, and we shall return to it and analyze it in detail at the end of this chapter.

Online spam filtering

Consider an online spam-filtering system. Repeatedly, emails arrive into the system and are classified as spam/valid. Obviously such a system has to cope with adversarially generated data and dynamically change with the varying input—a hallmark of the OCO model.

The linear variant of this model is captured by representing the emails as vectors according to the “bag-of-words” representation. Each email is represented as a vector $\mathbf{x} \in \mathbb{R}^d$, where d is the number of words in the dictionary. The entries of this vector are all zero, except for those coordinates that correspond to words appearing in the email, which are assigned the value one.

To predict whether an email is spam, we learn a filter, for example a vector $\mathbf{x} \in \mathbb{R}^d$. Usually a bound on the Euclidean norm of this vector is decided upon a priori, and is a parameter of great importance in practice.

Classification of an email $\mathbf{a} \in \mathbb{R}^d$ by a filter $\mathbf{x} \in \mathbb{R}^d$ is given by the sign of the inner product between these two vectors, i.e., $\hat{y} = \text{sign}\langle \mathbf{x}, \mathbf{a} \rangle$ (with, for example, +1 meaning valid and -1 meaning spam).

In the OCO model of online spam filtering, the decision set is taken to be the set of all such norm-bounded linear filters, i.e., the Euclidean ball of a certain radius. The cost functions are determined according to a stream of incoming emails arriving into the system, and their labels (which may be known by the system, partially known, or not known at all). Let (\mathbf{a}, y) be an email/label pair. Then the corresponding cost function over filters is given by $f(\mathbf{x}) = \ell(\hat{y}, y)$. Here \hat{y} is the classification given by the filter \mathbf{x} , y is the true label, and ℓ is a convex loss function, for example, the square loss $\ell(\hat{y}, y) = (\hat{y} - y)^2$.

Online shortest paths

In the online shortest path problem, the decision maker is given a directed graph $G = (V, E)$ and a source-sink pair $u, v \in V$. At each iteration $t \in [T]$, the decision maker chooses a path $p_t \in \mathcal{P}_{u,v}$, where $\mathcal{P}_{u,v} \subseteq E^{|V|}$ is the set of all u - v -paths in the graph. The adversary independently chooses weights (lengths) on the edges of the graph, given by a function from the edges to the real numbers $\mathbf{w}_t : E \mapsto \mathbb{R}$, which can be represented as a vector $\mathbf{w}_t \in \mathbb{R}^m$, where $m = |E|$. The decision maker suffers and observes a loss, which is the weighted length of the chosen path $\sum_{e \in p_t} \mathbf{w}_t(e)$.

The discrete description of this problem as an experts problem, where we have an expert for each path, presents an efficiency challenge. There are potentially exponentially many paths in terms of the graph representation size.

Alternatively, the online shortest path problem can be cast in the online convex optimization framework as follows. Recall the standard description of the set of all distributions over paths (flows) in a graph as a convex set in \mathbb{R}^m , with $O(m + |V|)$ constraints (Figure 1.1). Denote this flow polytope by \mathcal{K} . The expected cost of a given flow $\mathbf{x} \in \mathcal{K}$ (distribution over paths) is then a linear function, given by $f_t(\mathbf{x}) = \mathbf{w}_t^\top \mathbf{x}$, where, as defined above, $\mathbf{w}_t(e)$ is the length of the edge $e \in E$. This inherently succinct formulation leads to computationally efficient algorithms.

$$\begin{aligned}
 \sum_{e=(u,w),w \in V} \mathbf{x}_e = 1 &= \sum_{e=(w,v),w \in V} \mathbf{x}_e && \text{flow value is one} \\
 \forall w \in V \setminus \{u, v\} \quad \sum_{e=(v,x) \in E} \mathbf{x}_e &= \sum_{e=(x,v) \in E} \mathbf{x}_e && \text{flow conservation} \\
 \forall e \in E \quad 0 \leq \mathbf{x}_e &\leq 1 && \text{capacity constraints}
 \end{aligned}$$

Figure 1.1: Linear equalities and inequalities that define the flow polytope, which is the convex hull of all u - v paths.

Portfolio selection

In this section we consider a portfolio selection model that does not make any statistical assumptions about the stock market (as opposed to the stan-

dard geometric Brownian motion model for stock prices), and is called the “universal portfolio selection” model.

At each iteration $t \in [T]$, the decision maker chooses a distribution of her wealth over n assets $\mathbf{x}_t \in \Delta_n$. The adversary independently chooses market returns for the assets, i.e., a vector $\mathbf{r}_t \in \mathbb{R}^n$ with strictly positive entries such that each coordinate $\mathbf{r}_t(i)$ is the price ratio for the i 'th asset between the iterations t and $t + 1$. The ratio between the wealth of the investor at iterations $t + 1$ and t is $\mathbf{r}_t^\top \mathbf{x}_t$, and hence the gain in this setting is defined to be the logarithm of this change ratio in wealth $\log(\mathbf{r}_t^\top \mathbf{x}_t)$. Notice that since \mathbf{x}_t is the distribution of the investor's wealth, even if $\mathbf{x}_{t+1} = \mathbf{x}_t$, the investor may still need to trade to adjust for price changes.

The goal of regret minimization, which in this case corresponds to minimizing the difference $\max_{\mathbf{x}^* \in \Delta_n} \sum_{t=1}^T \log(\mathbf{r}_t^\top \mathbf{x}^*) - \sum_{t=1}^T \log(\mathbf{r}_t^\top \mathbf{x}_t)$, has an intuitive interpretation. The first term is the logarithm of the wealth accumulated by the best possible in-hindsight distribution \mathbf{x}^* . Since this distribution is fixed, it corresponds to a strategy of rebalancing the position after every trading period, and hence, is called a *constant rebalanced portfolio*. The second term is the logarithm of the wealth accumulated by the online decision maker. Hence regret minimization corresponds to maximizing the ratio of the investor's wealth to the wealth of the best benchmark from a pool of investing strategies.

A *universal* portfolio selection algorithm is defined to be one that, in this setting, attains regret converging to zero. Such an algorithm, albeit requiring exponential time, was first described by Cover (see bibliographic notes at the end of this chapter). The online convex optimization framework has given rise to much more efficient algorithms based on Newton's method. We shall return to study these in detail in Chapter 4.

Matrix completion and recommendation systems

The prevalence of large-scale media delivery systems such as the Netflix online video library, Spotify music service and many others, give rise to very large scale recommendation systems. One of the most popular and successful models for automated recommendation is the matrix completion model.

In this mathematical model, recommendations are thought of as composing a matrix. The customers are represented by the rows, the different media are the columns, and at the entry corresponding to a particular user/media pair we have a value scoring the preference of the user for that particular media.

For example, for the case of binary recommendations for music, we have a matrix $X \in \{0, 1\}^{n \times m}$ where n is the number of persons considered, m is the number of songs in our library, and 0/1 signifies dislike/like respectively:

$$X_{ij} = \begin{cases} 0, & \text{person } i \text{ dislikes song } j \\ 1, & \text{person } i \text{ likes song } j \end{cases}.$$

In the online setting, for each iteration the decision maker outputs a preference matrix $X_t \in \mathcal{K}$, where $\mathcal{K} \subseteq \{0, 1\}^{n \times m}$ is a subset of all possible zero/one matrices. An adversary then chooses a user/song pair (i_t, j_t) along with a “real” preference for this pair $y_t \in \{0, 1\}$. Thus, the loss experienced by the decision maker can be described by the convex loss function,

$$f_t(X) = (X_{i_t, j_t} - y_t)^2.$$

The natural comparator in this scenario is a low-rank matrix, which corresponds to the intuitive assumption that preference is determined by few unknown factors. Regret with respect to this comparator means performing, on the average, as few preference-prediction errors as the best low-rank matrix.

We return to this problem and explore efficient algorithms for it in Chapter 7.

1.3 A gentle start: learning from expert advice

Consider the following fundamental iterative decision making problem:

At each time step $t = 1, 2, \dots, T$, the decision maker faces a choice between two actions A or B (i.e., buy or sell a certain stock). The decision maker has assistance in the form of N “experts” that offer their advice. After a choice between the two actions has been made, the decision maker receives feedback in the form of a loss associated with each decision. For simplicity one of the actions receives a loss of zero (i.e., the “correct” decision) and the other a loss of one.

We make the following elementary observations:

1. A decision maker that chooses an action uniformly at random each iteration, trivially attains a loss of $\frac{T}{2}$ and is “correct” 50% of the time.
2. In terms of the number of mistakes, no algorithm can do better in the worst case! In a later exercise, we will devise a randomized setting in which the expected number of mistakes of any algorithm is at least $\frac{T}{2}$.

We are thus motivated to consider a *relative performance metric*: can the decision maker make as few mistakes as the best expert in hindsight? The next theorem shows that the answer in the worst case is negative for a deterministic decision maker.

Theorem 1.1. *Let $L \leq \frac{T}{2}$ denote the number of mistakes made by the best expert in hindsight. Then there does not exist a deterministic algorithm that can guarantee less than $2L$ mistakes.*

Proof. Assume that there are only two experts and one always chooses option A while the other always chooses option B . Consider the setting in which an adversary always chooses the opposite of our prediction (she can do so, since our algorithm is deterministic). Then, the total number of mistakes the algorithm makes is T . However, the best expert makes no more than $\frac{T}{2}$ mistakes (at every iteration exactly one of the two experts is mistaken). Therefore, there is no algorithm that can always guarantee less than $2L$ mistakes. □

This observation motivates the design of random decision making algorithms, and indeed, the OCO framework gracefully models decisions on a continuous probability space. Henceforth we prove Lemmas 1.3 and 1.4 that show the following:

Theorem 1.2. *Let $\varepsilon \in (0, \frac{1}{2})$. Suppose the best expert makes L mistakes. Then:*

1. *There is an efficient deterministic algorithm that can guarantee less than $2(1 + \varepsilon)L + \frac{2 \log N}{\varepsilon}$ mistakes;*
2. *There is an efficient randomized algorithm for which the expected number of mistakes is at most $(1 + \varepsilon)L + \frac{\log N}{\varepsilon}$.*

1.3.1 The weighted majority algorithm

The weighted majority (WM) algorithm is intuitive to describe: each expert i is assigned a weight $W_t(i)$ at every iteration t . Initially, we set $W_1(i) = 1$

for all experts $i \in [N]$. For all $t \in [T]$ let $S_t(A), S_t(B) \subseteq [N]$ be the set of experts that choose A (and respectively B) at time t . Define,

$$W_t(A) = \sum_{i \in S_t(A)} W_t(i) \quad W_t(B) = \sum_{i \in S_t(B)} W_t(i)$$

and predict according to

$$a_t = \begin{cases} A & \text{if } W_t(A) \geq W_t(B) \\ B & \text{otherwise.} \end{cases}$$

Next, update the weights $W_t(i)$ as follows:

$$W_{t+1}(i) = \begin{cases} W_t(i) & \text{if expert } i \text{ was correct} \\ W_t(i)(1 - \varepsilon) & \text{if expert } i \text{ was wrong} \end{cases},$$

where ε is a parameter of the algorithm that will affect its performance. This concludes the description of the WM algorithm. We proceed to bound the number of mistakes it makes.

Lemma 1.3. *Denote by M_t the number of mistakes the algorithm makes until time t , and by $M_t(i)$ the number of mistakes made by expert i until time t . Then, for any expert $i \in [N]$ we have*

$$M_T \leq 2(1 + \varepsilon)M_T(i) + \frac{2 \log N}{\varepsilon}.$$

We can optimize ε to minimize the above bound. The expression on the right hand side is of the form $f(x) = ax + b/x$, that reaches its minimum at $x = \sqrt{b/a}$. Therefore the bound is minimized at $\varepsilon^* = \sqrt{\log N / M_T(i)}$. Using this optimal value of ε , we get that for the best expert i^*

$$M_T \leq 2M_T(i^*) + O\left(\sqrt{M_T(i^*) \log N}\right).$$

Of course, this value of ε^* cannot be used in advance since we do not know which expert is the best one ahead of time (and therefore we do not know the value of $M_T(i^*)$). However, we shall see later on that the same asymptotic bound can be obtained even without this prior knowledge.

Let us now prove Lemma 1.3.

Proof. Let $\Phi_t = \sum_{i=1}^N W_t(i)$ for all $t \in [T]$, and note that $\Phi_1 = N$.

Notice that $\Phi_{t+1} \leq \Phi_t$. However, on iterations in which the WM algorithm erred, we have

$$\Phi_{t+1} \leq \Phi_t \left(1 - \frac{\varepsilon}{2}\right),$$

the reason being that experts with at least half of total weight were wrong (else WM would not have erred), and therefore

$$\Phi_{t+1} \leq \frac{1}{2}\Phi_t(1 - \varepsilon) + \frac{1}{2}\Phi_t = \Phi_t \left(1 - \frac{\varepsilon}{2}\right).$$

From both observations,

$$\Phi_t \leq \Phi_1 \left(1 - \frac{\varepsilon}{2}\right)^{M_t} = N \left(1 - \frac{\varepsilon}{2}\right)^{M_t}.$$

On the other hand, by definition we have for any expert i that

$$W_T(i) = (1 - \varepsilon)^{M_T(i)}.$$

Since the value of $W_T(i)$ is always less than the sum of all weights Φ_T , we conclude that

$$(1 - \varepsilon)^{M_T(i)} = W_T(i) \leq \Phi_T \leq N \left(1 - \frac{\varepsilon}{2}\right)^{M_T}.$$

Taking the logarithm of both sides we get

$$M_T(i) \log(1 - \varepsilon) \leq \log N + M_T \log \left(1 - \frac{\varepsilon}{2}\right).$$

Next, we use the approximations

$$-x - x^2 \leq \log(1 - x) \leq -x \quad 0 < x < \frac{1}{2},$$

which follow from the Taylor series of the logarithm function, to obtain that

$$-M_T(i)(\varepsilon + \varepsilon^2) \leq \log N - M_T \frac{\varepsilon}{2},$$

and the lemma follows. □

1.3.2 Randomized weighted majority

In the randomized version of the WM algorithm, denoted RWM, we choose expert i w.p. $p_t(i) = W_t(i) / \sum_{j=1}^N W_t(j)$ at time t .

Lemma 1.4. *Let M_t denote the number of mistakes made by RWM until iteration t . Then, for any expert $i \in [N]$ we have*

$$\mathbf{E}[M_T] \leq (1 + \varepsilon)M_T(i) + \frac{\log N}{\varepsilon}.$$

The proof of this lemma is very similar to the previous one, where the factor of two is saved by the use of randomness:

Proof. As before, let $\Phi_t = \sum_{i=1}^N W_t(i)$ for all $t \in [T]$, and note that $\Phi_1 = N$. Let $\tilde{m}_t = M_t - M_{t-1}$ be the indicator variable that equals one if the RWM algorithm makes a mistake on iteration t . Let $m_t(i)$ equal one if the i 'th expert makes a mistake on iteration t and zero otherwise. Inspecting the sum of the weights:

$$\begin{aligned} \Phi_{t+1} &= \sum_i W_t(i)(1 - \varepsilon m_t(i)) \\ &= \Phi_t(1 - \varepsilon \sum_i p_t(i)m_t(i)) & p_t(i) &= \frac{W_t(i)}{\sum_j W_t(j)} \\ &= \Phi_t(1 - \varepsilon \mathbf{E}[\tilde{m}_t]) \\ &\leq \Phi_t e^{-\varepsilon \mathbf{E}[\tilde{m}_t]} & 1 + x &\leq e^x \end{aligned}$$

On the other hand, by definition we have for any expert i that

$$W_T(i) = (1 - \varepsilon)^{M_T(i)}$$

Since the value of $W_T(i)$ is always less than the sum of all weights Φ_T , we conclude that

$$(1 - \varepsilon)^{M_T(i)} = W_T(i) \leq \Phi_T \leq N e^{-\varepsilon \mathbf{E}[M_T]}.$$

Taking the logarithm of both sides we get

$$M_T(i) \log(1 - \varepsilon) \leq \log N - \varepsilon \mathbf{E}[M_T]$$

Next, we use the approximation

$$-x - x^2 \leq \log(1 - x) \leq -x \quad , \quad 0 < x < \frac{1}{2}$$

to obtain

$$-M_T(i)(\varepsilon + \varepsilon^2) \leq \log N - \varepsilon \mathbf{E}[M_T],$$

and the lemma follows. \square

1.3.3 Hedge

The RWM algorithm is in fact more general: instead of considering a discrete number of mistakes, we can consider measuring the performance of an expert by a non-negative real number $\ell_t(i)$, which we refer to as the *loss* of the expert i at iteration t . The randomized weighted majority algorithm guarantees that a decision maker following its advice will incur an average expected loss approaching that of the best expert in hindsight.

Historically, this was observed by a different and closely related algorithm called Hedge, whose total loss bound will be of interest to us later on in the book.

Algorithm 1 Hedge

- 1: Initialize: $\forall i \in [N], W_1(i) = 1$
 - 2: **for** $t = 1$ to T **do**
 - 3: Pick $i_t \sim_R W_t$, i.e., $i_t = i$ with probability $\mathbf{x}_t(i) = \frac{W_t(i)}{\sum_j W_t(j)}$
 - 4: Incur loss $\ell_t(i_t)$.
 - 5: Update weights $W_{t+1}(i) = W_t(i)e^{-\varepsilon\ell_t(i)}$
 - 6: **end for**
-

Henceforth, denote in vector notation the expected loss of the algorithm by

$$\mathbf{E}[\ell_t(i_t)] = \sum_{i=1}^N \mathbf{x}_t(i) \ell_t(i) = \mathbf{x}_t^\top \ell_t$$

Theorem 1.5. *Let ℓ_t^2 denote the N -dimensional vector of square losses, i.e., $\ell_t^2(i) = \ell_t(i)^2$, let $\varepsilon > 0$, and assume all losses to be non-negative. The Hedge algorithm satisfies for any expert $i^* \in [N]$:*

$$\sum_{t=1}^T \mathbf{x}_t^\top \ell_t \leq \sum_{t=1}^T \ell_t(i^*) + \varepsilon \sum_{t=1}^T \mathbf{x}_t^\top \ell_t^2 + \frac{\log N}{\varepsilon}$$

Proof. As before, let $\Phi_t = \sum_{i=1}^N W_t(i)$ for all $t \in [T]$, and note that $\Phi_1 = N$.

Inspecting the sum of weights:

$$\begin{aligned}
\Phi_{t+1} &= \sum_i W_t(i) e^{-\varepsilon \ell_t(i)} \\
&= \Phi_t \sum_i \mathbf{x}_t(i) e^{-\varepsilon \ell_t(i)} & \mathbf{x}_t(i) &= \frac{W_t(i)}{\sum_j W_t(j)} \\
&\leq \Phi_t \sum_i \mathbf{x}_t(i) (1 - \varepsilon \ell_t(i) + \varepsilon^2 \ell_t(i)^2) & \text{for } x \geq 0, \\
& & e^{-x} &\leq 1 - x + x^2 \\
&= \Phi_t (1 - \varepsilon \mathbf{x}_t^\top \ell_t + \varepsilon^2 \mathbf{x}_t^\top \ell_t^2) \\
&\leq \Phi_t e^{-\varepsilon \mathbf{x}_t^\top \ell_t + \varepsilon^2 \mathbf{x}_t^\top \ell_t^2} & 1 + x &\leq e^x
\end{aligned}$$

On the other hand, by definition, for expert i^* we have that

$$W_T(i^*) = e^{-\varepsilon \sum_{t=1}^T \ell_t(i^*)}$$

Since the value of $W_T(i^*)$ is always less than the sum of all weights Φ_t , we conclude that

$$W_T(i^*) \leq \Phi_T \leq N e^{-\varepsilon \sum_t \mathbf{x}_t^\top \ell_t + \varepsilon^2 \sum_t \mathbf{x}_t^\top \ell_t^2}.$$

Taking the logarithm of both sides we get

$$-\varepsilon \sum_{t=1}^T \ell_t(i^*) \leq \log N - \varepsilon \sum_{t=1}^T \mathbf{x}_t^\top \ell_t + \varepsilon^2 \sum_{t=1}^T \mathbf{x}_t^\top \ell_t^2$$

and the theorem follows by simplifying. \square

1.4 Exercises

1. (Attributed to Claude Shannon)
 Construct market returns over two stocks for which the wealth accumulated over any single stock decreases exponentially, whereas the best constant rebalanced portfolio increases wealth exponentially. More precisely, construct two sequences of numbers in the range $(0, \infty)$, that represent returns, such that:

- (a) Investing in any of the individual stocks results in exponential decrease in wealth. This means that the product of the prefix of numbers in each of these sequences decreases exponentially.
- (b) Investing evenly on the two assets and rebalancing after every iteration increases wealth exponentially.

2. (a) Consider the experts problem in which the payoffs are between zero and a positive real number $G > 0$. Give an algorithm that attains expected payoff lower bounded by:

$$\sum_{t=1}^T \mathbf{E}[\ell_t(i_t)] \geq \max_{i^* \in [N]} \sum_{t=1}^T \ell_t(i^*) - c\sqrt{T \log N}$$

for the best constant c you can (the constant c should be independent of the number of game iterations T , and the number of experts n . Assume that T is known in advance).

- (b) Suppose the upper bound G is not known in advance. Give an algorithm whose performance is asymptotically as good as your algorithm in part (a), up to an additive and/or multiplicative constant which is independent of T, n, G . Prove your claim.
3. Consider the experts problem in which the payoffs can be negative and are real numbers in the range $[-1, 1]$. Give an algorithm with regret guarantee of $O(\sqrt{T \log n})$ and prove your claim.

1.5 Bibliographic remarks

The OCO model was first defined by Zinkevich [110] and has since become widely influential in the learning community and significantly extended since (see thesis and surveys [52, 53, 97]).

The problem of prediction from expert advice and the Weighted Majority algorithm were devised in [71, 73]. This seminal work was one of the first uses of the multiplicative updates method—a ubiquitous meta-algorithm in computation and learning, see the survey [11] for more details. The Hedge algorithm was introduced in [44].

The Universal Portfolios model was put forth in [32], and is one of the first examples of a worst-case online learning model. Cover gave an optimal-regret algorithm for universal portfolio selection that runs in exponential time. A polynomial time algorithm was given in [62], which was further sped up in [7, 54]. Numerous extensions to the model also appeared in the literature, including addition of transaction costs [20] and relation to the Geometric Brownian Motion model for stock prices [56].

In their influential paper, Awerbuch and Kleinberg [14] put forth the application of OCO to online routing. A great deal of work has been devoted since then to improve the initial bounds, and generalize it into a complete framework for decision making with limited feedback. This framework is an extension of OCO, called Bandit Convex Optimization (BCO). We defer further bibliographic remarks to chapter 6 which is devoted to the BCO framework.

Chapter 2

Basic concepts in convex optimization

In this chapter we give a gentle introduction to convex optimization and present some basic algorithms for solving convex mathematical programs. Although offline convex optimization is not our main topic, it is useful to recall the basic definitions and results before we move on to OCO. This will help in assessing the advantages and limitations of OCO. Furthermore, we describe some tools that will be our bread-and-butter later on.

The material in this chapter is far from being new. A broad and significantly more detailed literature exists, and the reader is deferred to the bibliography at the end of this chapter for references. We give here only the most elementary analysis, and focus on the techniques that will be of use to us later on.

2.1 Basic definitions and setup

The goal in this chapter is to minimize a continuous and convex function over a convex subset of Euclidean space. Henceforth, let $\mathcal{K} \subseteq \mathbb{R}^d$ be a bounded convex and compact set in Euclidean space. We denote by D an upper bound on the diameter of \mathcal{K} :

$$\forall \mathbf{x}, \mathbf{y} \in \mathcal{K}, \|\mathbf{x} - \mathbf{y}\| \leq D.$$

A set \mathcal{K} is convex if for any $\mathbf{x}, \mathbf{y} \in \mathcal{K}$, all the points on the line segment connecting \mathbf{x} and \mathbf{y} also belong to \mathcal{K} , i.e.,

$$\forall \alpha \in [0, 1], \alpha \mathbf{x} + (1 - \alpha) \mathbf{y} \in \mathcal{K}.$$

A function $f : \mathcal{K} \mapsto \mathbb{R}$ is convex if for any $\mathbf{x}, \mathbf{y} \in \mathcal{K}$

$$\forall \alpha \in [0, 1], f((1 - \alpha)\mathbf{x} + \alpha\mathbf{y}) \leq (1 - \alpha)f(\mathbf{x}) + \alpha f(\mathbf{y}).$$

Equivalently, if f is differentiable, that is, its gradient $\nabla f(\mathbf{x})$ exists for all $\mathbf{x} \in \mathcal{K}$, then it is convex if and only if $\forall \mathbf{x}, \mathbf{y} \in \mathcal{K}$

$$f(\mathbf{y}) \geq f(\mathbf{x}) + \nabla f(\mathbf{x})^\top (\mathbf{y} - \mathbf{x}).$$

For convex and non-differentiable functions f , the subgradient at \mathbf{x} is *defined* to be any member of the set of vectors $\{\nabla f(\mathbf{x})\}$ that satisfies the above for all $\mathbf{y} \in \mathcal{K}$.

We denote by $G > 0$ an upper bound on the norm of the subgradients of f over \mathcal{K} , i.e., $\|\nabla f(\mathbf{x})\| \leq G$ for all $\mathbf{x} \in \mathcal{K}$. Such an upper bound implies that the function f is Lipschitz continuous with parameter G , that is, for all $\mathbf{x}, \mathbf{y} \in \mathcal{K}$

$$|f(\mathbf{x}) - f(\mathbf{y})| \leq G\|\mathbf{x} - \mathbf{y}\|.$$

The optimization and machine learning literature studies special types of convex functions that admit useful properties, which in turn allow for more efficient optimization. Notably, we say that a function is α -strongly convex if

$$f(\mathbf{y}) \geq f(\mathbf{x}) + \nabla f(\mathbf{x})^\top (\mathbf{y} - \mathbf{x}) + \frac{\alpha}{2}\|\mathbf{y} - \mathbf{x}\|^2.$$

A function is β -smooth if

$$f(\mathbf{y}) \leq f(\mathbf{x}) + \nabla f(\mathbf{x})^\top (\mathbf{y} - \mathbf{x}) + \frac{\beta}{2}\|\mathbf{y} - \mathbf{x}\|^2.$$

The latter condition is equivalent to a Lipschitz condition over the gradients, i.e.,

$$\|\nabla f(\mathbf{x}) - \nabla f(\mathbf{y})\| \leq \beta\|\mathbf{x} - \mathbf{y}\|.$$

If the function is twice differentiable and admits a second derivative, known as a Hessian for a function of several variables, the above conditions are equivalent to the following condition on the Hessian, denoted $\nabla^2 f(\mathbf{x})$:

$$\alpha I \preceq \nabla^2 f(\mathbf{x}) \preceq \beta I,$$

where $A \preceq B$ if the matrix $B - A$ is positive semidefinite.

When the function f is both α -strongly convex and β -smooth, we say that it is γ -well-conditioned where γ is the ratio between strong convexity and smoothness, also called the *condition number* of f

$$\gamma = \frac{\alpha}{\beta} \leq 1$$

2.1.1 Projections onto convex sets

In the following algorithms we shall make use of a projection operation onto a convex set, which is defined as the closest point inside the convex set to a given point. Formally,

$$\Pi_{\mathcal{K}}(\mathbf{y}) \triangleq \arg \min_{\mathbf{x} \in \mathcal{K}} \|\mathbf{x} - \mathbf{y}\|.$$

When clear from the context, we shall remove the \mathcal{K} subscript. It is left as an exercise to the reader to prove that the projection of a given point over a compact convex set exists and is unique.

The computational complexity of projections is a subtle issue that depends much on the characterization of \mathcal{K} itself. Most generally, \mathcal{K} can be represented by a membership oracle—an efficient procedure that is capable of deciding whether a given \mathbf{x} belongs to \mathcal{K} or not. In this case, projections can be computed in polynomial time. In certain special cases, projections can be computed very efficiently in near-linear time. The computational cost of projections, as well as optimization algorithms that avoid them altogether, is discussed in chapter 7.

A crucial property of projections that we shall make extensive use of is the Pythagorean theorem, which we state here for completeness:

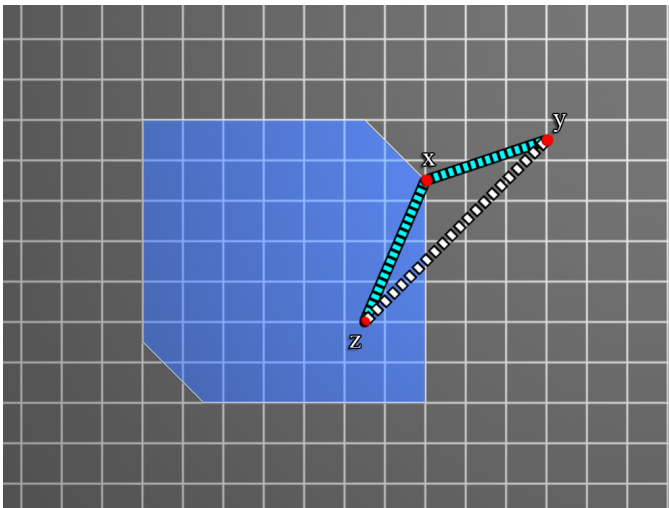


Figure 2.1: Pythagorean theorem.

Theorem 2.1 (Pythagoras, circa 500 BC). *Let $\mathcal{K} \subseteq \mathbb{R}^d$ be a convex set, $\mathbf{y} \in \mathbb{R}^d$ and $\mathbf{x} = \Pi_{\mathcal{K}}(\mathbf{y})$. Then for any $\mathbf{z} \in \mathcal{K}$ we have*

$$\|\mathbf{y} - \mathbf{z}\| \geq \|\mathbf{x} - \mathbf{z}\|.$$

We note that there exists a more general version of the Pythagorean theorem. The above theorem and the definition of projections are true and valid not only for Euclidean norms, but for projections according to other distances that are not norms. In particular, an analogue of the Pythagorean theorem remains valid with respect to Bregman divergences (see chapter 5).

2.1.2 Introduction to optimality conditions

The standard curriculum of high school mathematics contains the basic facts concerning when a function (usually in one dimension) attains a local optimum or saddle point. The generalization of these conditions to more than one dimension is called the KKT (Karush-Kuhn-Tucker) conditions, and the reader is referred to the bibliographic material at the end of this chapter for an in-depth rigorous discussion of optimality conditions in general mathematical programming.

For our purposes, we describe only briefly and intuitively the main facts that we will require henceforth. Naturally, we restrict ourselves to convex programming, and thus a local minimum of a convex function is also a global minimum (see exercises at the end of this chapter).

The generalization of the fact that a minimum of a convex differentiable function on \mathbb{R} is a point in which its derivative is equal to zero, is given by the multi-dimensional analogue that its gradient is zero:

$$\nabla f(\mathbf{x}) = 0 \iff \mathbf{x} \in \arg \min_{\mathbf{x} \in \mathbb{R}^n} f(\mathbf{x}).$$

We will require a slightly more general, but equally intuitive, fact for constrained optimization: at a minimum point of a constrained convex function, the inner product between the negative gradient and direction towards the interior of \mathcal{K} is non-positive. This is depicted in Figure 2.2, which shows that $-\nabla f(\mathbf{x}^*)$ defines a supporting hyperplane to \mathcal{K} . The intuition is that if the inner product were positive, one could improve the objective by moving in the direction of the projected negative gradient. This fact is stated formally in the following theorem.

Theorem 2.2 (Karush-Kuhn-Tucker). *Let $\mathcal{K} \subseteq \mathbb{R}^d$ be a convex set, $\mathbf{x}^* \in \arg \min_{\mathbf{x} \in \mathcal{K}} f(\mathbf{x})$. Then for any $\mathbf{y} \in \mathcal{K}$ we have*

$$\nabla f(\mathbf{x}^*)^\top (\mathbf{y} - \mathbf{x}^*) \geq 0.$$

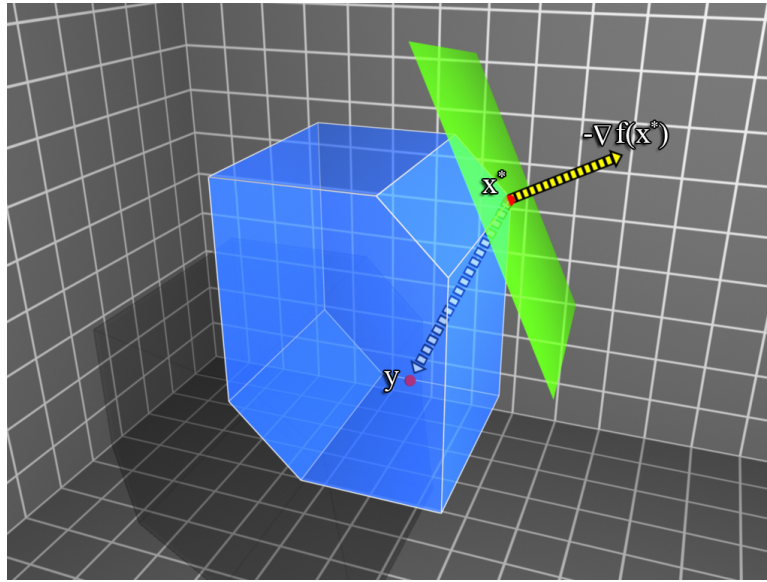


Figure 2.2: Optimality conditions: negative (sub)gradient pointing outwards.

2.2 Gradient/subgradient descent

Gradient descent (GD) is the simplest and oldest of optimization methods. It is an *iterative method*—the optimization procedure proceeds in iterations, each improving the objective value. The basic method amounts to iteratively moving the current point in the direction of the gradient, which is a linear time operation if the gradient is given explicitly (indeed, for many functions computing the gradient at a certain point is a simple linear-time operation).

The following table summarises the convergence rates of GD variants for convex functions with different convexity parameters. The rates described omit the (usually small) constants in the bounds—we focus on asymptotic rates.

In this section we address only the first row of Table 2.1. For accelerated methods and their analysis see references at the bibliographic section.

2.2.1 Basic gradient descent—linear convergence

Algorithmic box 2 describes a template for the basic gradient descent method for mathematical optimization. It is a template since the sequence of step

	general	α -strongly convex	β -smooth	γ -well conditioned
Gradient descent	$\frac{1}{\sqrt{T}}$	$\frac{1}{\alpha T}$	$\frac{\beta}{T}$	$e^{-\gamma T}$
Accelerated GD	—	—	$\frac{\beta}{T^2}$	$e^{-\sqrt{\gamma} T}$

Table 2.1: Rates of convergence (decrease in h_t) of first order methods as a function of the number of iterations and the smoothness and strong-convexity of the objective. Dependence on other parameters and constants, namely the Lipschitz constant, diameter of constraint set and initial distance to the objective is omitted. Acceleration for non-smooth functions is not possible in general.

sizes $\{\eta_t\}$ is left as an input parameter, and the several variants of the algorithm differ on its choice.

Algorithm 2 Basic gradient descent

- 1: Input: f , T , initial point $\mathbf{x}_1 \in \mathcal{K}$, sequence of step sizes $\{\eta_t\}$
 - 2: **for** $t = 1$ to T **do**
 - 3: Let $\mathbf{y}_{t+1} = \mathbf{x}_t - \eta_t \nabla f(\mathbf{x}_t)$, $\mathbf{x}_{t+1} = \Pi_{\mathcal{K}}(\mathbf{y}_{t+1})$
 - 4: **end for**
 - 5: **return** \mathbf{x}_{T+1}
-

Although the choice of η_t can make a difference in practice, in theory the convergence of the vanilla GD algorithm is well understood and given in the following theorem. Below, let $h_t = f(\mathbf{x}_t) - f(\mathbf{x}^*)$.

It is instructive to first give a proof that applies to the simpler unconstrained case, i.e., when $\mathcal{K} = \mathbb{R}^d$.

Theorem 2.3. *For unconstrained minimization of γ -well-conditioned functions and $\eta_t = \frac{1}{\beta}$, GD Algorithm 2 converges as*

$$h_{t+1} \leq h_1 e^{-\gamma t}.$$

Proof. By strong convexity, we have for any pair $\mathbf{x}, \mathbf{y} \in \mathcal{K}$:

$$\begin{aligned}
 f(\mathbf{y}) &\geq f(\mathbf{x}) + \nabla f(\mathbf{x})^\top (\mathbf{y} - \mathbf{x}) + \frac{\alpha}{2} \|\mathbf{x} - \mathbf{y}\|^2 && \alpha\text{-strong convexity} \\
 &\geq \min_{\mathbf{z}} \left\{ f(\mathbf{x}) + \nabla f(\mathbf{x})^\top (\mathbf{z} - \mathbf{x}) + \frac{\alpha}{2} \|\mathbf{x} - \mathbf{z}\|^2 \right\} \\
 &= f(\mathbf{x}) - \frac{1}{2\alpha} \|\nabla f(\mathbf{x})\|^2. && \mathbf{z} = \mathbf{x} - \frac{1}{\alpha} \nabla f(\mathbf{x})
 \end{aligned}$$

Denote by ∇_t the shorthand for $\nabla f(\mathbf{x}_t)$. In particular, taking $\mathbf{x} = \mathbf{x}_t$, $\mathbf{y} = \mathbf{x}^*$, we get

$$\|\nabla_t\|^2 \geq 2\alpha(f(\mathbf{x}_t) - f(\mathbf{x}^*)) = 2\alpha h_t. \quad (2.1)$$

Next,

$$\begin{aligned} h_{t+1} - h_t &= f(\mathbf{x}_{t+1}) - f(\mathbf{x}_t) \\ &\leq \nabla_t^\top (\mathbf{x}_{t+1} - \mathbf{x}_t) + \frac{\beta}{2} \|\mathbf{x}_{t+1} - \mathbf{x}_t\|^2 && \beta\text{-smoothness} \\ &= -\eta_t \|\nabla_t\|^2 + \frac{\beta}{2} \eta_t^2 \|\nabla_t\|^2 && \text{algorithm defn.} \\ &= -\frac{1}{2\beta} \|\nabla_t\|^2 && \text{choice of } \eta_t = \frac{1}{\beta} \\ &\leq -\frac{\alpha}{\beta} h_t. && \text{by (2.1)} \end{aligned}$$

Thus,

$$h_{t+1} \leq h_t \left(1 - \frac{\alpha}{\beta}\right) \leq \dots \leq h_1 (1 - \gamma)^t \leq h_1 e^{-\gamma t}$$

where the last inequality follows from $1 - x \leq e^{-x}$ for all $x \in \mathbb{R}$. \square

Next, we consider the case in which \mathcal{K} is a general convex set. The proof is somewhat more intricate:

Theorem 2.4. *For constrained minimization of γ -well-conditioned functions and $\eta_t = \frac{1}{\beta}$, Algorithm 2 converges as*

$$h_{t+1} \leq h_1 \cdot e^{-\frac{\gamma t}{4}}$$

Proof. By strong convexity we have for every $\mathbf{x}, \mathbf{x}_t \in \mathcal{K}$ (where we denote $\nabla_t = \nabla f(\mathbf{x}_t)$ as before):

$$\nabla_t^\top (\mathbf{x} - \mathbf{x}_t) \leq f(\mathbf{x}) - f(\mathbf{x}_t) - \frac{\alpha}{2} \|\mathbf{x} - \mathbf{x}_t\|^2. \quad (2.2)$$

Next, appealing to the algorithm's definition and the choice $\eta_t = \frac{1}{\beta}$, we have

$$\mathbf{x}_{t+1} = \arg \min_{\mathbf{x} \in \mathcal{K}} \left\{ \nabla_t^\top (\mathbf{x} - \mathbf{x}_t) + \frac{\beta}{2} \|\mathbf{x} - \mathbf{x}_t\|^2 \right\}. \quad (2.3)$$

To see this, notice that

$$\begin{aligned}
& \Pi_{\mathcal{K}}(\mathbf{x}_t - \eta_t \nabla_t) \\
&= \arg \min_{\mathbf{x} \in \mathcal{K}} \{ \|\mathbf{x} - (\mathbf{x}_t - \eta_t \nabla_t)\|^2 \} && \text{definition of projection} \\
&= \arg \min_{\mathbf{x} \in \mathcal{K}} \left\{ \nabla_t^\top (\mathbf{x} - \mathbf{x}_t) + \frac{1}{2\eta_t} \|\mathbf{x} - \mathbf{x}_t\|^2 \right\} && \text{see exercises}
\end{aligned}$$

Thus, we have

$$\begin{aligned}
h_{t+1} - h_t &= f(\mathbf{x}_{t+1}) - f(\mathbf{x}_t) \\
&\leq \nabla_t^\top (\mathbf{x}_{t+1} - \mathbf{x}_t) + \frac{\beta}{2} \|\mathbf{x}_{t+1} - \mathbf{x}_t\|^2 && \text{smoothness} \\
&\leq \min_{\mathbf{x} \in \mathcal{K}} \left\{ \nabla_t^\top (\mathbf{x} - \mathbf{x}_t) + \frac{\beta}{2} \|\mathbf{x} - \mathbf{x}_t\|^2 \right\} && (2.3) \\
&\leq \min_{\mathbf{x} \in \mathcal{K}} \left\{ f(\mathbf{x}) - f(\mathbf{x}_t) + \frac{\beta - \alpha}{2} \|\mathbf{x} - \mathbf{x}_t\|^2 \right\} && (2.2)
\end{aligned}$$

The minimum can only grow if we take it over a subset of \mathcal{K} . Thus we can restrict our attention to all points that are convex combination of \mathbf{x}_t and \mathbf{x}^* , which we denote by the interval $[\mathbf{x}_t, \mathbf{x}^*] = \{(1 - \eta)\mathbf{x}_t + \eta\mathbf{x}^*, \eta \in [0, 1]\}$, and write

$$\begin{aligned}
h_{t+1} - h_t &\leq \min_{\mathbf{x} \in [\mathbf{x}_t, \mathbf{x}^*]} \left\{ f(\mathbf{x}) - f(\mathbf{x}_t) + \frac{\beta - \alpha}{2} \|\mathbf{x} - \mathbf{x}_t\|^2 \right\} \\
&= f((1 - \eta)\mathbf{x}_t + \eta\mathbf{x}^*) - f(\mathbf{x}_t) + \frac{\beta - \alpha}{2} \eta^2 \|\mathbf{x}^* - \mathbf{x}_t\|^2 \\
&\leq -\eta h_t + \frac{\beta - \alpha}{2} \eta^2 \|\mathbf{x}^* - \mathbf{x}_t\|^2.
\end{aligned}$$

Where the equality is by writing \mathbf{x} as $\mathbf{x} = (1 - \eta)\mathbf{x}_t + \eta\mathbf{x}^*$. By strong convexity, we have for any \mathbf{x}_t and the minimizer \mathbf{x}^* :

$$\begin{aligned}
h_t &= f(\mathbf{x}_t) - f(\mathbf{x}^*) \\
&\geq \nabla f(\mathbf{x}^*)^\top (\mathbf{x}_t - \mathbf{x}^*) + \frac{\alpha}{2} \|\mathbf{x}^* - \mathbf{x}_t\|^2 && \alpha\text{-strong convexity} \\
&\geq \frac{\alpha}{2} \|\mathbf{x}^* - \mathbf{x}_t\|^2. && \text{optimality Thm 2.2}
\end{aligned}$$

Thus, plugging into the above, we get

$$\begin{aligned} h_{t+1} - h_t &\leq \left(-\eta + \frac{\beta - \alpha}{\alpha} \eta^2\right) h_t \\ &\leq -\frac{\alpha}{4(\beta - \alpha)} h_t. \end{aligned} \quad \text{optimal choice of } \eta$$

Thus,

$$h_{t+1} \leq h_t \left(1 - \frac{\alpha}{4(\beta - \alpha)}\right) \leq h_t \left(1 - \frac{\alpha}{4\beta}\right) \leq h_t e^{-\gamma/4}.$$

This gives the theorem statement by induction. \square

2.3 Reductions to non-smooth and non-strongly convex functions

The previous section dealt with γ -well-conditioned functions, which may seem like a significant restriction over vanilla convexity. Indeed, many interesting convex functions are not strongly convex nor smooth, and the convergence rate of gradient descent greatly differs for these functions.

The literature on first order methods is abundant with specialized analyses that explore the convergence rate of gradient descent for more general functions. In this manuscript we take a different approach: instead of analyzing variants of GD from scratch, we use reductions to derive near-optimal convergence rates for smooth functions that are not strongly convex, or strongly convex functions that are not smooth, or general convex functions without any further restrictions.

While attaining sub-optimal convergence bounds (by logarithmic factors), the advantage of this approach is two-fold: first, the reduction method is very simple to state and analyze, and its analysis is significantly shorter than analyzing GD from scratch. Second, the reduction method is generic, and thus extends to the analysis of accelerated gradient descent (or any other first order method) along the same lines. We turn to these reductions next.

2.3.1 Reduction to smooth, non strongly convex functions

Our first reduction applies the GD algorithm to functions that are β -smooth but not strongly convex.

The idea is to add a controlled amount of strong convexity to the function f , and then apply the previous algorithm to optimize the new function. The

solution is distorted by the added strong convexity, but a tradeoff guarantees a meaningful convergence rate.

Algorithm 3 Gradient descent, reduction to β -smooth functions

- 1: Input: $f, T, \mathbf{x}_1 \in \mathcal{K}$, parameter $\tilde{\alpha}$.
 - 2: Let $g(\mathbf{x}) = f(\mathbf{x}) + \frac{\tilde{\alpha}}{2} \|\mathbf{x} - \mathbf{x}_1\|^2$
 - 3: Apply Algorithm 2 with parameters $g, T, \{\eta_t = \frac{1}{\beta}\}, \mathbf{x}_1$, return \mathbf{x}_T .
-

Lemma 2.5. *For β -smooth convex functions, Algorithm 3 with parameter $\tilde{\alpha} = \frac{\beta \log t}{D^2 t}$ converges as*

$$h_{t+1} = O\left(\frac{\beta \log t}{t}\right)$$

Proof. The function g is $\tilde{\alpha}$ -strongly convex and $(\beta + \tilde{\alpha})$ -smooth (see exercises). Thus, it is $\gamma = \frac{\tilde{\alpha}}{\tilde{\alpha} + \beta}$ -well-conditioned. Notice that

$$\begin{aligned} h_t &= f(\mathbf{x}_t) - f(\mathbf{x}^*) \\ &= g(\mathbf{x}_t) - g(\mathbf{x}^*) + \frac{\tilde{\alpha}}{2} (\|\mathbf{x}^* - \mathbf{x}_1\|^2 - \|\mathbf{x}_t - \mathbf{x}_1\|^2) \\ &\leq h_t^g + \tilde{\alpha} D^2. \end{aligned} \quad \text{def of } D, \text{ §2.1}$$

Here, we denote $h_t^g = g(\mathbf{x}_t) - g(\mathbf{x}^*)$. Since $g(\mathbf{x})$ is $\frac{\tilde{\alpha}}{\tilde{\alpha} + \beta}$ -well-conditioned,

$$\begin{aligned} h_{t+1} &\leq h_{t+1}^g + \tilde{\alpha} D^2 \\ &\leq h_1^g e^{-\frac{\tilde{\alpha} t}{4(\tilde{\alpha} + \beta)}} + \tilde{\alpha} D^2 && \text{Theorem 2.4} \\ &= O\left(\frac{\beta \log t}{t}\right), && \text{choosing } \tilde{\alpha} = \frac{\beta \log t}{D^2 t} \end{aligned}$$

where we ignore constants and terms depending on D and h_1^g . \square

Stronger convergence rates of $O(\frac{\beta}{t})$ can be obtained by analyzing GD from scratch, and these are known to be tight. Thus, our reduction is suboptimal by a factor of $O(\log T)$, which we tolerate for the reasons stated at the beginning of this section.

2.3.2 Reduction to strongly convex, non-smooth functions

Our reduction from non-smooth functions to γ -well-conditioned functions is similar in spirit to the one of the previous subsection. However, whereas for strong convexity the obtained rates were off by a factor of $\log T$, in this

section we will also be off by factor of d , the dimension of the decision variable \mathbf{x} , as compared to the standard analyses in convex optimization. For tight bounds, the reader is referred to the excellent reference books and surveys listed in the bibliography section.

Algorithm 4 Gradient descent, reduction to non-smooth functions

- 1: Input: $f, \mathbf{x}_1, T, \delta$
 - 2: Let $\hat{f}_\delta(\mathbf{x}) = \mathbf{E}_{\mathbf{v} \sim \mathbb{B}} [f(\mathbf{x} + \delta \mathbf{v})]$
 - 3: Apply Algorithm 2 on $\hat{f}_\delta, \mathbf{x}_1, T, \{\eta_t = \delta\}$, return \mathbf{x}_T
-

We apply the GD algorithm to a smoothed variant of the objective function. In contrast to the previous reduction, smoothing cannot be obtained by simple addition of a smooth (or any other) function. Instead, we need a smoothing operation, which amounts to taking a local integral of the function, as follows.

Let f be G -Lipschitz continuous and α -strongly convex. Define for any $\delta > 0$

$$\hat{f}_\delta(\mathbf{x}) = \mathbf{E}_{\mathbf{v} \sim \mathbb{B}} [f(\mathbf{x} + \delta \mathbf{v})],$$

where $\mathbb{B} = \{\mathbf{x} \in \mathbb{R}^d : \|\mathbf{x}\| \leq 1\}$ is the Euclidean ball and $\mathbf{v} \sim \mathbb{B}$ denotes a random variable drawn from the uniform distribution over \mathbb{B} .

We will prove that the function \hat{f}_δ is a smooth approximation to $f : \mathbb{R}^d \mapsto \mathbb{R}$, i.e., it is both smooth and close in value to f , as given in the following lemma.

Lemma 2.6. *\hat{f}_δ has the following properties:*

1. *If f is α -strongly convex, then so is \hat{f}_δ*
2. *\hat{f}_δ is $\frac{dG}{\delta}$ -smooth*
3. *$|\hat{f}_\delta(\mathbf{x}) - f(\mathbf{x})| \leq \delta G$ for all $\mathbf{x} \in \mathcal{K}$*

Before proving this lemma, let us first complete the reduction. Using Lemma 2.6 and the convergence for γ -well-conditioned functions the following approximation bound is obtained.

Lemma 2.7. *For $\delta = \frac{dG \log t}{\alpha t}$ Algorithm 4 converges as*

$$h_t = O\left(\frac{G^2 d \log t}{\alpha t}\right).$$

Before proving this lemma, notice that the gradient descent method is applied with gradients of the smoothed function \hat{f}_δ rather than gradients of the original objective f . In this section we ignore the computational cost of computing such gradients given only access to gradients of f , which may be significant. Techniques for estimating these gradients are further explored in Chapter 6.

Proof. Note that by Lemma 2.6 the function \hat{f}_δ is γ -well-conditioned for $\gamma = \frac{\alpha\delta}{dG}$.

$$\begin{aligned}
h_{t+1} &= f(\mathbf{x}_{t+1}) - f(\mathbf{x}^*) \\
&\leq \hat{f}_\delta(\mathbf{x}_{t+1}) - \hat{f}_\delta(\mathbf{x}^*) + 2\delta G && \text{Lemma 2.6} \\
&\leq h_1 e^{-\frac{\gamma t}{4}} + 2\delta G && \text{Theorem 2.4} \\
&= h_1 e^{-\frac{\alpha t \delta}{4dG}} + 2\delta G && \gamma = \frac{\alpha\delta}{dG} \text{ by Lemma 2.6} \\
&= O\left(\frac{dG^2 \log t}{\alpha t}\right). && \delta = \frac{dG}{\alpha} \frac{\log t}{t}
\end{aligned}$$

□

We proceed to prove that \hat{f}_δ is indeed a good approximation to the original function.

Proof of Lemma 2.6. First, since \hat{f}_δ is an average of α -strongly convex functions, it is also α -strongly convex. In order to prove smoothness, we will use Stokes' theorem from calculus: For all $\mathbf{x} \in \mathbb{R}^d$ and for a vector random variable \mathbf{v} which is uniformly distributed over the Euclidean sphere $\mathbb{S} = \{\mathbf{y} \in \mathbb{R}^d : \|\mathbf{y}\| = 1\}$,

$$\mathbf{E}_{\mathbf{v} \sim \mathbb{S}}[f(\mathbf{x} + \delta\mathbf{v})\mathbf{v}] = \frac{\delta}{d} \nabla \hat{f}_\delta(\mathbf{x}). \quad (2.4)$$

Recall that a function f is β -smooth if and only if for all $\mathbf{x}, \mathbf{y} \in \mathcal{K}$, it holds that $\|\nabla f(\mathbf{x}) - \nabla f(\mathbf{y})\| \leq \beta\|\mathbf{x} - \mathbf{y}\|$. Now,

$$\begin{aligned}
& \|\nabla \hat{f}_\delta(\mathbf{x}) - \nabla \hat{f}_\delta(\mathbf{y})\| = \\
&= \frac{d}{\delta} \left\| \mathbf{E}_{\mathbf{v} \sim \mathbb{S}} [f(\mathbf{x} + \delta \mathbf{v}) \mathbf{v}] - \mathbf{E}_{\mathbf{v} \sim \mathbb{S}} [f(\mathbf{y} + \delta \mathbf{v}) \mathbf{v}] \right\| && \text{by (2.4)} \\
&= \frac{d}{\delta} \left\| \mathbf{E}_{\mathbf{v} \sim \mathbb{S}} [f(\mathbf{x} + \delta \mathbf{v}) \mathbf{v} - f(\mathbf{y} + \delta \mathbf{v}) \mathbf{v}] \right\| && \text{linearity of expectation} \\
&\leq \frac{d}{\delta} \mathbf{E}_{\mathbf{v} \sim \mathbb{S}} \|f(\mathbf{x} + \delta \mathbf{v}) \mathbf{v} - f(\mathbf{y} + \delta \mathbf{v}) \mathbf{v}\| && \text{Jensen's inequality} \\
&\leq \frac{dG}{\delta} \|\mathbf{x} - \mathbf{y}\| \mathbf{E}_{\mathbf{v} \sim \mathbb{S}} [\|\mathbf{v}\|] && \text{Lipschitz continuity} \\
&= \frac{dG}{\delta} \|\mathbf{x} - \mathbf{y}\|. && \mathbf{v} \in \mathbb{S}
\end{aligned}$$

This proves the second property of Lemma 2.6. We proceed to show the third property, namely that \hat{f}_δ is a good approximation to f .

$$\begin{aligned}
|\hat{f}_\delta(\mathbf{x}) - f(\mathbf{x})| &= \left| \mathbf{E}_{\mathbf{v} \sim \mathbb{B}} [f(\mathbf{x} + \delta \mathbf{v})] - f(\mathbf{x}) \right| && \text{definition of } \hat{f}_\delta \\
&\leq \mathbf{E}_{\mathbf{v} \sim \mathbb{B}} [|f(\mathbf{x} + \delta \mathbf{v}) - f(\mathbf{x})|] && \text{Jensen's inequality} \\
&\leq \mathbf{E}_{\mathbf{v} \sim \mathbb{B}} [G\|\delta \mathbf{v}\|] && f \text{ is } G\text{-Lipschitz} \\
&\leq G\delta. && \mathbf{v} \in \mathbb{B}
\end{aligned}$$

□

We note that GD variants for α -strongly convex functions, even without the smoothing approach used in our reduction, are known to converge quickly and without dependence on the dimension. We state the known algorithm and result here without proof (see bibliography for references).

Theorem 2.8. *Let f be α -strongly convex, and let $\mathbf{x}_1, \dots, \mathbf{x}_t$ be the iterates of Algorithm 2 applied to f with $\eta_t = \frac{2}{\alpha(t+1)}$. Then*

$$f\left(\frac{1}{t} \sum_{s=1}^t \frac{2s}{t+1} \mathbf{x}_s\right) - f(\mathbf{x}^*) \leq \frac{2G^2}{\alpha(t+1)}$$

2.3.3 Reduction to general convex functions

One can apply both reductions simultaneously to obtain a rate of $\tilde{O}(\frac{d}{\sqrt{t}})$. While near-optimal in terms of the number of iterations, the weakness of this bound lies in its dependence on the dimension. In the next chapter we shall show a rate of $O(\frac{1}{\sqrt{t}})$ as a direct consequence of a more general online convex optimization algorithm.

2.4 Example: support vector machine (SVM) training

Before proceeding with generalizing the simple gradient descent algorithm of the previous section, let us describe an optimization problem that has gained much attention in machine learning and can be solved efficiently using the methods we have just analyzed.

A very basic and successful learning paradigm is the linear classification model. In this model, the learner is presented with positive and negative examples of a concept. Each example, denoted by \mathbf{a}_i , is represented in Euclidean space by a d dimensional feature vector. For example, a common representation for emails in the spam-classification problem are binary vectors in Euclidean space, where the dimension of the space is the number of words in the language. The i 'th email is a vector \mathbf{a}_i whose entries are given as ones for coordinates corresponding to words that appear in the email, and zero otherwise¹. In addition, each example has a label $b_i \in \{-1, +1\}$, corresponding to whether the email has been labeled spam/not spam. The goal is to find a hyperplane separating the two classes of vectors: those with positive labels and those with negative labels. If such a hyperplane, which completely separates the training set according to the labels, does not exist, then the goal is to find a hyperplane that achieves a separation of the training set with the smallest number of mistakes.

Mathematically speaking, given a set of n examples to train on, we seek $\mathbf{x} \in \mathbb{R}^d$ that minimizes the number of incorrectly classified examples, i.e.

$$\min_{\mathbf{x} \in \mathbb{R}^d} \sum_{i \in [n]} \delta(\text{sign}(\mathbf{x}^\top \mathbf{a}_i) \neq b_i) \quad (2.5)$$

¹Such a representation may seem naïve at first as it completely ignores the words' order of appearance and their context. Extensions to capture these features are indeed studied in the Natural Language Processing literature.

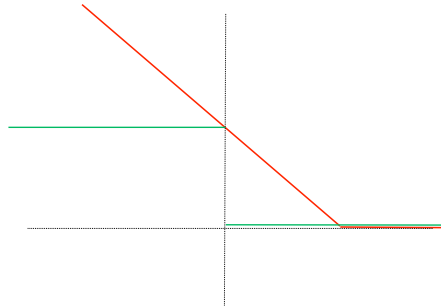


Figure 2.3: Hinge loss vs. 0/1 loss.

where $\text{sign}(x) \in \{-1, +1\}$ is the sign function, and $\delta(z) \in \{0, 1\}$ is the indicator function that takes the value 1 if the condition z is satisfied and zero otherwise.

This optimization problem, which is at the heart of the linear classification formulation, is NP-hard, and in fact NP-hard to even approximate non-trivially. However, in the special case that a linear classifier (a hyper-plane \mathbf{x}) that classifies all of the examples correctly exists, the problem is solvable in polynomial time via linear programming.

Various relaxations have been proposed to solve the more general case, when no perfect linear classifier exists. One of the most successful in practice is the Support Vector Machine (SVM) formulation.

The soft margin SVM relaxation replaces the 0/1 loss in (2.5) with a convex loss function, called the hinge-loss, given by

$$\ell_{\mathbf{a},b}(\mathbf{x}) = \text{hinge}(b \cdot \mathbf{x}^\top \mathbf{a}) = \max\{0, 1 - b \cdot \mathbf{x}^\top \mathbf{a}\}.$$

In Figure 2.3 we depict how the hinge loss is a convex relaxation for the non-convex 0/1 loss. Further, the SVM formulation adds to the loss minimization objective a term that regularizes the size of the elements in \mathbf{x} . The reason and meaning of this additional term shall be addressed in later sections. For now, let us consider the SVM convex program:

$$\min_{\mathbf{x} \in \mathbb{R}^d} \left\{ \lambda \frac{1}{n} \sum_{i \in [n]} \ell_{\mathbf{a}_i, b_i}(\mathbf{x}) + \frac{1}{2} \|\mathbf{x}\|^2 \right\} \quad (2.6)$$

This is an unconstrained non-smooth and strongly convex program. It follows from Theorem 2.8 that $\tilde{O}(\frac{1}{\varepsilon})$ iterations suffice to attain an ε -

Algorithm 5 SVM training via subgradient descent

- 1: Input: training set of n examples $\{(\mathbf{a}_i, b_i)\}$, T . Set $\mathbf{x}_1 = 0$
- 2: **for** $t = 1$ to T **do**
- 3: Let $\nabla_t = \lambda \frac{1}{n} \sum_{i=1}^n \nabla \ell_{\mathbf{a}_i, b_i}(\mathbf{x}_t) + \mathbf{x}_t$ where

$$\nabla \ell_{\mathbf{a}_i, b_i}(\mathbf{x}) = \begin{cases} 0, & b_i \mathbf{x}^\top \mathbf{a}_i > 1 \\ -b_i \mathbf{a}_i, & \text{otherwise} \end{cases}$$

- 4: $\mathbf{x}_{t+1} = \mathbf{x}_t - \eta_t \nabla_t$ for $\eta_t = \frac{2}{t+1}$
 - 5: **end for**
 - 6: **return** $\bar{\mathbf{x}}_T = \frac{1}{T} \sum_{t=1}^T \frac{2t}{T+1} \mathbf{x}_t$
-

approximate solution. We spell out the details of applying the subgradient descent algorithm to this formulation in Algorithm 5.

2.5 Exercises

1. Prove that a differentiable function $f(x) : \mathbb{R} \rightarrow \mathbb{R}$ is convex if and only if for any $x, y \in \mathbb{R}$ it holds that $f(x) - f(y) \leq (x - y)f'(x)$.
2. Recall that we say that a function $f : \mathbb{R}^n \rightarrow \mathbb{R}$ has a condition number $\gamma = \alpha/\beta$ over $K \subseteq \mathbb{R}^d$ if the following two inequalities hold for all $\mathbf{x}, \mathbf{y} \in K$:

$$\begin{aligned} \text{(a)} \quad & f(\mathbf{y}) \geq f(\mathbf{x}) + (\mathbf{y} - \mathbf{x})^\top \nabla f(\mathbf{x}) + \frac{\alpha}{2} \|\mathbf{x} - \mathbf{y}\|^2 \\ \text{(b)} \quad & f(\mathbf{y}) \leq f(\mathbf{x}) + (\mathbf{y} - \mathbf{x})^\top \nabla f(\mathbf{x}) + \frac{\beta}{2} \|\mathbf{x} - \mathbf{y}\|^2 \end{aligned}$$

For matrices $A, B \in \mathbb{R}^{n \times n}$ we denote $A \succcurlyeq B$ if $A - B$ is positive semidefinite. Prove that if f is twice differentiable and it holds that $\beta \mathbf{I} \succcurlyeq \nabla^2 f(\mathbf{x}) \succcurlyeq \alpha \mathbf{I}$ for any $\mathbf{x} \in K$, then the condition number of f over K is α/β .

3. Prove:
 - (a) The sum of convex functions is convex.
 - (b) Let f be α_1 -strongly convex and g be α_2 -strongly convex. Then $f + g$ is $(\alpha_1 + \alpha_2)$ -strongly convex.
 - (c) Let f be β_1 -smooth and g be β_2 -smooth. Then $f + g$ is $(\beta_1 + \beta_2)$ -smooth.
4. Let $K \subseteq \mathbb{R}^d$ be closed, compact and bounded. Prove that a necessary and sufficient condition for $\Pi_K(\mathbf{x})$ to be a singleton, that is for $|\Pi_K(\mathbf{x})| = 1$, is for K to be convex.
5. Consider the n -dimensional simplex

$$\Delta_n = \left\{ \mathbf{x} \in \mathbb{R}^n \mid \sum_{i=1}^n x_i = 1, x_i \geq 0, \forall i \in [n] \right\}.$$

Give an algorithm for computing the projection of a point $\mathbf{x} \in \mathbb{R}^n$ onto the set Δ_n (a near-linear time algorithm exists).

6. Prove the following identity:

$$\begin{aligned} & \arg \min_{\mathbf{x} \in K} \left\{ \nabla_t^\top (\mathbf{x} - \mathbf{x}_t) + \frac{1}{2\eta_t} \|\mathbf{x} - \mathbf{x}_t\|^2 \right\} \\ &= \arg \min_{\mathbf{x} \in K} \left\{ \|\mathbf{x} - (\mathbf{x}_t - \eta_t \nabla_t)\|^2 \right\}. \end{aligned}$$

7. Let $f(\mathbf{x}) : \mathbb{R}^n \rightarrow \mathbb{R}$ be a convex differentiable function and $\mathcal{K} \subseteq \mathbb{R}^n$ be a convex set. Prove that $\mathbf{x}^* \in \mathcal{K}$ is a minimizer of f over \mathcal{K} if and only if for any $\mathbf{y} \in \mathcal{K}$ it holds that $(\mathbf{y} - \mathbf{x}^*)^\top \nabla f(\mathbf{x}^*) \geq 0$.
8. * Extending Nesterov's accelerated GD algorithm:
Assume a black-box access to Nesterov's algorithm that attains the rate of $e^{-\sqrt{\gamma} T}$ for γ -well-conditioned functions, as in Table 2.1. Apply reductions to complete the second line of Table 2.1 up to logarithmic factors.

2.6 Bibliographic remarks

The reader is referred to dedicated books on convex optimization for much more in-depth treatment of the topics surveyed in this background chapter. For background in convex analysis see the texts [21, 92]. The classic textbook [23] gives a broad introduction to convex optimization with numerous applications. For detailed rigorous convergence proofs and in depth analysis of first order methods, see lecture notes by Nesterov [78] and Nemirovskii [76, 77]. Theorem 2.8 is taken from [24] Theorem 3.9.

The logarithmic overhead in the reductions of section 2.3 can be removed with a more careful reduction and analysis, for details see [9].

Support vector machines were introduced in [31, 22], see also the book of Schölkopf and Smola [95].

Chapter 3

First order algorithms for online convex optimization

In this chapter we describe and analyze the most simple and basic algorithms for online convex optimization (recall the definition of the model as introduced in Chapter 1), which are also surprisingly useful and applicable in practice. We use the same notation introduced in §2.1. However, in contrast to the previous chapter, the goal of the algorithms introduced in this chapter is to minimize *regret*, rather than the optimization error (which is ill-defined in an online setting).

Recall the definition of regret in an OCO setting, as given in equation (1.1), with subscripts, superscripts and the supremum over the function class omitted when they are clear from the context:

$$\text{regret} = \sum_{t=1}^T f_t(\mathbf{x}_t) - \min_{\mathbf{x} \in \mathcal{K}} \sum_{t=1}^T f_t(\mathbf{x})$$

Table 3.1 details known upper and lower bounds on the regret for different types of convex functions as it depends on the number of prediction iterations.

In order to compare regret to optimization error it is useful to consider the average regret, or regret/T . Let $\bar{\mathbf{x}}_T = \frac{1}{T} \sum_{t=1}^T \mathbf{x}_t$ be the average decision. If the functions f_t are all equal to a single function $f : \mathcal{K} \mapsto \mathbb{R}$, then Jensen's inequality implies that $f(\bar{\mathbf{x}}_T)$ converges to $f(\mathbf{x}^*)$ at a rate at most the average regret, since

$$f(\bar{\mathbf{x}}_T) - f(\mathbf{x}^*) \leq \frac{1}{T} \sum_{t=1}^T [f(\mathbf{x}_t) - f(\mathbf{x}^*)] = \frac{\text{regret}}{T}$$

	α -strongly convex	β -smooth	δ -exp-concave
Upper bound	$\frac{1}{\alpha} \log T$	\sqrt{T}	$\frac{n}{\delta} \log T$
Lower bound	$\frac{1}{\alpha} \log T$	\sqrt{T}	$\frac{n}{\delta} \log T$
Average regret	$\frac{\log T}{\alpha T}$	$\frac{1}{\sqrt{T}}$	$\frac{n \log T}{\delta T}$

Table 3.1: Attainable asymptotic regret bounds

The reader may compare to Table 2.1 of offline convergence of first order methods: as opposed to offline optimization, smoothness does not improve asymptotic regret rates. However, exp-concavity, a weaker property than strong convexity, comes into play and gives improved regret rates.

This chapter will present algorithms and lower bounds that realize the above known results for OCO. The property of exp-concavity and its applications, as well as logarithmic regret algorithms for exp-concave functions are deferred to the next chapter.

3.1 Online gradient descent

Perhaps the simplest algorithm that applies to the most general setting of online convex optimization is online gradient descent. This algorithm, which is based on standard gradient descent from offline optimization, was introduced in its online form by Zinkevich (see bibliography at the end of this section).

Pseudo-code for the algorithm is given in Algorithm 6, and a conceptual illustration is given in Figure 3.1.

In each iteration, the algorithm takes a step from the previous point in the direction of the gradient of the previous cost. This step may result in a point outside of the underlying convex set. In such cases, the algorithm projects the point back to the convex set, i.e. finds its closest point in the convex set. Despite the fact that the next cost function may be completely different than the costs observed thus far, the regret attained by the algorithm is sublinear. This is formalized in the following theorem (recall the definition of G and D from the previous chapter).

Theorem 3.1. *Online gradient descent with step sizes $\{\eta_t = \frac{D}{G\sqrt{t}}, t \in [T]\}$ guarantees the following for all $T \geq 1$:*

$$\text{regret}_T = \sum_{t=1}^T f_t(\mathbf{x}_t) - \min_{\mathbf{x}^* \in \mathcal{K}} \sum_{t=1}^T f_t(\mathbf{x}^*) \leq \frac{3}{2} GD\sqrt{T}$$

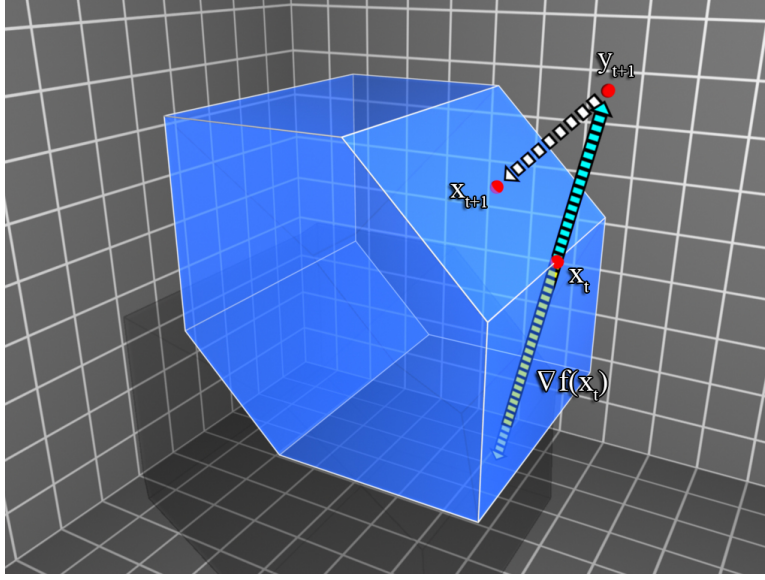


Figure 3.1: Online gradient descent: the iterate \mathbf{x}_{t+1} is derived by advancing \mathbf{x}_t in the direction of the current gradient ∇_t , and projecting back into \mathcal{K} .

Algorithm 6 online gradient descent

- 1: Input: convex set \mathcal{K} , T , $\mathbf{x}_1 \in \mathcal{K}$, step sizes $\{\eta_t\}$
- 2: **for** $t = 1$ to T **do**
- 3: Play \mathbf{x}_t and observe cost $f_t(\mathbf{x}_t)$.
- 4: Update and project:

$$\begin{aligned}\mathbf{y}_{t+1} &= \mathbf{x}_t - \eta_t \nabla f_t(\mathbf{x}_t) \\ \mathbf{x}_{t+1} &= \Pi_{\mathcal{K}}(\mathbf{y}_{t+1})\end{aligned}$$

- 5: **end for**
-

Proof. Let $\mathbf{x}^* \in \arg \min_{\mathbf{x} \in \mathcal{K}} \sum_{t=1}^T f_t(\mathbf{x})$. Define $\nabla_t \triangleq \nabla f_t(\mathbf{x}_t)$. By convexity

$$f_t(\mathbf{x}_t) - f_t(\mathbf{x}^*) \leq \nabla_t^\top (\mathbf{x}_t - \mathbf{x}^*) \quad (3.1)$$

We first upper-bound $\nabla_t^\top (\mathbf{x}_t - \mathbf{x}^*)$ using the update rule for \mathbf{x}_{t+1} and Theorem 2.1 (the Pythagorean theorem):

$$\|\mathbf{x}_{t+1} - \mathbf{x}^*\|^2 = \left\| \Pi_{\mathcal{K}}(\mathbf{x}_t - \eta_t \nabla_t) - \mathbf{x}^* \right\|^2 \leq \|\mathbf{x}_t - \eta_t \nabla_t - \mathbf{x}^*\|^2 \quad (3.2)$$

Hence,

$$\begin{aligned} \|\mathbf{x}_{t+1} - \mathbf{x}^*\|^2 &\leq \|\mathbf{x}_t - \mathbf{x}^*\|^2 + \eta_t^2 \|\nabla_t\|^2 - 2\eta_t \nabla_t^\top (\mathbf{x}_t - \mathbf{x}^*) \\ 2\nabla_t^\top (\mathbf{x}_t - \mathbf{x}^*) &\leq \frac{\|\mathbf{x}_t - \mathbf{x}^*\|^2 - \|\mathbf{x}_{t+1} - \mathbf{x}^*\|^2}{\eta_t} + \eta_t G^2 \end{aligned} \quad (3.3)$$

Summing (3.1) and (3.3) from $t = 1$ to T , and setting $\eta_t = \frac{D}{G\sqrt{t}}$ (with $\frac{1}{\eta_0} \triangleq 0$):

$$\begin{aligned} 2 \left(\sum_{t=1}^T f_t(\mathbf{x}_t) - f_t(\mathbf{x}^*) \right) &\leq 2 \sum_{t=1}^T \nabla_t^\top (\mathbf{x}_t - \mathbf{x}^*) \\ &\leq \sum_{t=1}^T \frac{\|\mathbf{x}_t - \mathbf{x}^*\|^2 - \|\mathbf{x}_{t+1} - \mathbf{x}^*\|^2}{\eta_t} + G^2 \sum_{t=1}^T \eta_t \\ &\leq \sum_{t=1}^T \|\mathbf{x}_t - \mathbf{x}^*\|^2 \left(\frac{1}{\eta_t} - \frac{1}{\eta_{t-1}} \right) + G^2 \sum_{t=1}^T \eta_t \quad \frac{1}{\eta_0} \triangleq 0, \\ &\qquad\qquad\qquad \|\mathbf{x}_{T+1} - \mathbf{x}^*\|^2 \geq 0 \\ &\leq D^2 \sum_{t=1}^T \left(\frac{1}{\eta_t} - \frac{1}{\eta_{t-1}} \right) + G^2 \sum_{t=1}^T \eta_t \\ &\leq D^2 \frac{1}{\eta_T} + G^2 \sum_{t=1}^T \eta_t \quad \text{telescoping series} \\ &\leq 3DG\sqrt{T}. \end{aligned}$$

The last inequality follows since $\eta_t = \frac{D}{G\sqrt{t}}$ and $\sum_{t=1}^T \frac{1}{\sqrt{t}} \leq 2\sqrt{T}$. \square

The online gradient descent algorithm is straightforward to implement, and updates take linear time given the gradient. However, there is a projection step which may take significantly longer, as discussed in §2.1.1 and chapter 7.

3.2 Lower bounds

The previous section introduces and analyzes a very simple and natural approach to online convex optimization. Before continuing our venture, it is worthwhile to consider whether the previous bound can be improved? We

measure performance of OCO algorithms both by regret and by computational efficiency. Therefore, we ask ourselves whether even simpler algorithms that attain tighter regret bounds exist.

The computational efficiency of online gradient descent seemingly leaves little room for improvement, putting aside the projection step it runs in linear time per iteration. What about obtaining better regret?

Perhaps surprisingly, the answer is negative: online gradient descent attains, in the worst case, tight regret bounds up to small constant factors! This is formally given in the following theorem.

Theorem 3.2. *Any algorithm for online convex optimization incurs $\Omega(DG\sqrt{T})$ regret in the worst case. This is true even if the cost functions are generated from a fixed stationary distribution.*

We give a sketch of the proof; filling in all details is left as an exercise at the end of this chapter.

Consider an instance of OCO where the convex set \mathcal{K} is the n -dimensional hypercube, i.e.

$$\mathcal{K} = \{\mathbf{x} \in \mathbb{R}^n, \|\mathbf{x}\|_\infty \leq 1\}.$$

There are 2^n linear cost functions, one for each vertex $\mathbf{v} \in \{\pm 1\}^n$, defined as

$$\forall \mathbf{v} \in \{\pm 1\}^n, f_{\mathbf{v}}(\mathbf{x}) = \mathbf{v}^\top \mathbf{x}.$$

Notice that both the diameter of \mathcal{K} and the bound on the norm of the cost function gradients, denoted G , are bounded by

$$D \leq \sqrt{\sum_{i=1}^n 2^2} = 2\sqrt{n}, \quad G \leq \sqrt{\sum_{i=1}^n (\pm 1)^2} = \sqrt{n}$$

The cost functions in each iteration are chosen at random, with uniform probability, from the set $\{f_{\mathbf{v}}, \mathbf{v} \in \{\pm 1\}^n\}$. Denote by $\mathbf{v}_t \in \{\pm 1\}^n$ the vertex chosen in iteration t , and denote $f_t = f_{\mathbf{v}_t}$. By uniformity and independence, for any t and \mathbf{x}_t chosen online, $\mathbf{E}_{\mathbf{v}_t}[f_t(\mathbf{x}_t)] = \mathbf{E}_{\mathbf{v}_t}[\mathbf{v}_t^\top \mathbf{x}_t] = 0$. However,

$$\begin{aligned} \mathbf{E}_{\mathbf{v}_1, \dots, \mathbf{v}_T} \left[\min_{\mathbf{x} \in \mathcal{K}} \sum_{t=1}^T f_t(\mathbf{x}) \right] &= \mathbf{E} \left[\min_{\mathbf{x} \in \mathcal{K}} \sum_{i \in [n]} \sum_{t=1}^T \mathbf{v}_t(i) \cdot \mathbf{x}_i \right] \\ &= n \mathbf{E} \left[- \left| \sum_{t=1}^T \mathbf{v}_t(1) \right| \right] \quad \text{i.i.d. coordinates} \\ &= -\Omega(n\sqrt{T}). \end{aligned}$$

The last equality is left as an exercise.

The facts above nearly complete the proof of Theorem 3.2; see the exercises at the end of this chapter.

3.3 Logarithmic regret

At this point, the reader may wonder: we have introduced a seemingly sophisticated and obviously general framework for learning and prediction, as well as a linear-time algorithm for the most general case, complete with tight regret bounds, and done so with elementary proofs! Is this all OCO has to offer?

The answer to this question is two-fold:

1. Simple is good: the philosophy behind OCO treats simplicity as a merit. The main reason OCO has taken the stage in online learning in recent years is the simplicity of its algorithms and their analysis, which allow for numerous variations and tweaks in their host applications.
2. A very wide class of settings, which will be the subject of the next sections, admit more efficient algorithms, in terms of both regret and computational complexity.

In §2 we surveyed optimization algorithms with convergence rates that vary greatly according to the convexity properties of the function to be optimized. Do the regret bounds in online convex optimization vary as much as the convergence bounds in offline convex optimization over different classes of convex cost functions?

Indeed, next we show that for important classes of loss functions significantly better regret bounds are possible.

3.3.1 Online gradient descent for strongly convex functions

The first algorithm that achieves regret logarithmic in the number of iterations is a twist on the online gradient descent algorithm, changing only the step size. The following theorem establishes logarithmic bounds on the regret if the cost functions are strongly convex.

Theorem 3.3. *For α -strongly convex loss functions, online gradient descent with step sizes $\eta_t = \frac{1}{\alpha t}$ achieves the following guarantee for all $T \geq 1$*

$$\text{regret}_T \leq \frac{G^2}{2\alpha}(1 + \log T).$$

Proof. Let $\mathbf{x}^* \in \arg \min_{\mathbf{x} \in \mathcal{K}} \sum_{t=1}^T f_t(\mathbf{x})$. Recall the definition of regret

$$\text{regret}_T = \sum_{t=1}^T f_t(\mathbf{x}_t) - \sum_{t=1}^T f_t(\mathbf{x}^*).$$

Define $\nabla_t \triangleq \nabla f_t(\mathbf{x}_t)$. Applying the definition of α -strong convexity to the pair of points $\mathbf{x}_t, \mathbf{x}^*$, we have

$$2(f_t(\mathbf{x}_t) - f_t(\mathbf{x}^*)) \leq 2\nabla_t^\top (\mathbf{x}_t - \mathbf{x}^*) - \alpha \|\mathbf{x}^* - \mathbf{x}_t\|^2. \quad (3.4)$$

We proceed to upper-bound $\nabla_t^\top (\mathbf{x}_t - \mathbf{x}^*)$. Using the update rule for \mathbf{x}_{t+1} and the Pythagorean theorem 2.1, we get

$$\|\mathbf{x}_{t+1} - \mathbf{x}^*\|^2 = \|\Pi_{\mathcal{K}}(\mathbf{x}_t - \eta_t \nabla_t) - \mathbf{x}^*\|^2 \leq \|\mathbf{x}_t - \eta_t \nabla_t - \mathbf{x}^*\|^2.$$

Hence,

$$\|\mathbf{x}_{t+1} - \mathbf{x}^*\|^2 \leq \|\mathbf{x}_t - \mathbf{x}^*\|^2 + \eta_t^2 \|\nabla_t\|^2 - 2\eta_t \nabla_t^\top (\mathbf{x}_t - \mathbf{x}^*)$$

and

$$2\nabla_t^\top (\mathbf{x}_t - \mathbf{x}^*) \leq \frac{\|\mathbf{x}_t - \mathbf{x}^*\|^2 - \|\mathbf{x}_{t+1} - \mathbf{x}^*\|^2}{\eta_t} + \eta_t G^2. \quad (3.5)$$

Summing (3.5) from $t = 1$ to T , setting $\eta_t = \frac{1}{\alpha t}$ (define $\frac{1}{\eta_0} \triangleq 0$), and combining with (3.4), we have:

$$\begin{aligned} & 2 \sum_{t=1}^T (f_t(\mathbf{x}_t) - f_t(\mathbf{x}^*)) \\ & \leq \sum_{t=1}^T \|\mathbf{x}_t - \mathbf{x}^*\|^2 \left(\frac{1}{\eta_t} - \frac{1}{\eta_{t-1}} - \alpha \right) + G^2 \sum_{t=1}^T \eta_t \\ & \quad \text{since } \frac{1}{\eta_0} \triangleq 0, \|\mathbf{x}_{T+1} - \mathbf{x}^*\|^2 \geq 0 \\ & = 0 + G^2 \sum_{t=1}^T \frac{1}{\alpha t} \\ & \leq \frac{G^2}{\alpha} (1 + \log T) \end{aligned}$$

□

3.4 Application: stochastic gradient descent

A special case of Online Convex Optimization is the well-studied setting of stochastic optimization. In stochastic optimization, the optimizer attempts to minimize a convex function over a convex domain as given by the mathematical program:

$$\min_{\mathbf{x} \in \mathcal{K}} f(\mathbf{x}).$$

However, unlike standard offline optimization, the optimizer is given access to a noisy gradient oracle, defined by

$$\mathcal{O}(\mathbf{x}) \triangleq \tilde{\nabla}_{\mathbf{x}} \text{ s.t. } \mathbf{E}[\tilde{\nabla}_{\mathbf{x}}] = \nabla f(\mathbf{x}), \mathbf{E}[\|\tilde{\nabla}_{\mathbf{x}}\|^2] \leq G^2$$

That is, given a point in the decision set, a noisy gradient oracle returns a random vector whose expectation is the gradient at the point and whose variance is bounded by G^2 .

We will show that regret bounds for OCO translate to convergence rates for stochastic optimization. As a special case, consider the online gradient descent algorithm whose regret is bounded by

$$\text{regret}_T = O(DG\sqrt{T})$$

Applying the OGD algorithm over a sequence of linear functions that are defined by the noisy gradient oracle at consecutive points, and finally returning the average of all points along the way, we obtain the stochastic gradient descent algorithm, presented in Algorithm 7.

Algorithm 7 stochastic gradient descent

- 1: Input: $f, \mathcal{K}, T, \mathbf{x}_1 \in \mathcal{K}$, step sizes $\{\eta_t\}$
- 2: **for** $t = 1$ to T **do**
- 3: Let $\tilde{\nabla}_t = \mathcal{O}(\mathbf{x}_t)$ and define: $f_t(\mathbf{x}) \triangleq \langle \tilde{\nabla}_t, \mathbf{x} \rangle$
- 4: Update and project:

$$\mathbf{y}_{t+1} = \mathbf{x}_t - \eta_t \tilde{\nabla}_t$$

$$\mathbf{x}_{t+1} = \Pi_{\mathcal{K}}(\mathbf{y}_{t+1})$$

- 5: **end for**
 - 6: **return** $\bar{\mathbf{x}}_T \triangleq \frac{1}{T} \sum_{t=1}^T \mathbf{x}_t$
-

Theorem 3.4. *Algorithm 7 with step sizes $\eta_t = \frac{D}{G\sqrt{t}}$ guarantees*

$$\mathbf{E}[f(\bar{\mathbf{x}}_T)] \leq \min_{\mathbf{x}^* \in \mathcal{K}} f(\mathbf{x}^*) + \frac{3GD}{2\sqrt{T}}$$

Proof. By the regret guarantee of OGD, we have

$$\begin{aligned} & \mathbf{E}[f(\bar{\mathbf{x}}_T)] - f(\mathbf{x}^*) \\ & \leq \mathbf{E}\left[\frac{1}{T} \sum_t f(\mathbf{x}_t)\right] - f(\mathbf{x}^*) && \text{convexity of } f \text{ (Jensen)} \\ & \leq \frac{1}{T} \mathbf{E}\left[\sum_t \langle \nabla f(\mathbf{x}_t), \mathbf{x}_t - \mathbf{x}^* \rangle\right] && \text{convexity again} \\ & = \frac{1}{T} \mathbf{E}\left[\sum_t \langle \tilde{\nabla}_t, \mathbf{x}_t - \mathbf{x}^* \rangle\right] && \text{noisy gradient estimator} \\ & = \frac{1}{T} \mathbf{E}\left[\sum_t f_t(\mathbf{x}_t) - f_t(\mathbf{x}^*)\right] && \text{Algorithm 7, line (3)} \\ & \leq \frac{\text{regret}_T}{T} && \text{definition} \\ & \leq \frac{3GD}{2\sqrt{T}} && \text{theorem 3.1} \end{aligned}$$

□

It is important to note that in the proof above, we have used the fact that the regret bounds of online gradient descent hold against an adaptive adversary. This need arises since the cost functions f_t defined in Algorithm 7 depend on the choice of decision $\mathbf{x}_t \in \mathcal{K}$.

In addition, the careful reader may notice that by plugging in different step sizes (also called learning rates) and applying SGD to strongly convex functions, one can attain $\tilde{O}(1/T)$ convergence rates. Details of this derivation are left as an exercise.

3.4.1 Example: stochastic gradient descent for SVM training

Recall our example of Support Vector Machine training from §2.4. The task of training an SVM over a given data set amounts to solving the following

convex program (equation (2.6)):

$$f(\mathbf{x}) = \min_{\mathbf{x} \in \mathbb{R}^d} \left\{ \lambda \frac{1}{n} \sum_{i \in [n]} \ell_{\mathbf{a}_i, b_i}(\mathbf{x}) + \frac{1}{2} \|\mathbf{x}\|^2 \right\}$$

$$\ell_{\mathbf{a}, b}(\mathbf{x}) = \max\{0, 1 - b \cdot \mathbf{x}^\top \mathbf{a}\}$$

Algorithm 8 SGD for SVM training

- 1: Input: training set of n examples $\{(\mathbf{a}_i, b_i)\}$, T . Set $\mathbf{x}_1 = 0$
- 2: **for** $t = 1$ to T **do**
- 3: Pick an example uniformly at random $t \in [n]$.
- 4: Let $\tilde{\nabla}_t = \lambda \nabla \ell_{\mathbf{a}_t, b_t}(\mathbf{x}_t) + \mathbf{x}_t$ where

$$\nabla \ell_{\mathbf{a}_t, b_t}(\mathbf{x}_t) = \begin{cases} 0, & b_t \mathbf{x}_t^\top \mathbf{a}_t > 1 \\ -b_t \mathbf{a}_t, & \text{otherwise} \end{cases}$$

- 5: $\mathbf{x}_{t+1} = \mathbf{x}_t - \eta_t \tilde{\nabla}_t$
 - 6: **end for**
 - 7: **return** $\bar{\mathbf{x}}_T \triangleq \frac{1}{T} \sum_{t=1}^T \mathbf{x}_t$
-

Using the technique described in this chapter, namely the OGD and SGD algorithms, we can devise a much faster algorithm than the one presented in the previous chapter. The idea is to generate an unbiased estimator for the gradient of the objective using a single example in the dataset, and use it in lieu of the entire gradient. This is given formally in the SGD algorithm for SVM training presented in Algorithm 8.

It follows from Theorem 3.4 that this algorithm, with appropriate parameters η_t , returns an ε -approximate solution after $T = O(\frac{1}{\varepsilon^2})$ iterations. Furthermore, with a little more care and using Theorem 3.3, a rate of $\tilde{O}(\frac{1}{\varepsilon})$ is obtained with parameters $\eta_t = O(\frac{1}{t})$.

This matches the convergence rate of standard offline gradient descent. However, observe that each iteration is significantly cheaper—only one example in the data set need be considered! That is the magic of SGD; we have matched the nearly optimal convergence rate of first order methods using extremely cheap iterations. This makes it the method of choice in numerous applications.

3.5 Exercises

1. Prove that SGD for a strongly convex function can, with appropriate parameters η_t , converge as $\tilde{O}(\frac{1}{T})$. You may assume that the gradient estimators have Euclidean norms bounded by the constant G .
2. Design an OCO algorithm that attains the same asymptotic regret bound as OGD, up to factors logarithmic in G and D , without knowing the parameters G and D ahead of time.
3. In this exercise we prove a tight lower bound on the regret of any algorithm for online convex optimization.
 - (a) For any sequence of T fair coin tosses, let N_h be the number of head outcomes and N_t be the number of tails. Give an asymptotically tight upper and lower bound on $\mathbf{E}[|N_h - N_t|]$ (i.e., order of growth of this random variable as a function of T , up to multiplicative and additive constants).
 - (b) Consider a 2-expert problem, in which the losses are inversely correlated: either expert one incurs a loss of one and the second expert zero, or vice versa. Use the fact above to design a setting in which any experts algorithm incurs regret asymptotically matching the upper bound.
 - (c) Consider the general OCO setting over a convex set \mathcal{K} . Design a setting in which the cost functions have gradients whose norm is bounded by G , and obtain a lower bound on the regret as a function of G , the diameter of \mathcal{K} , and the number of game iterations.
4. Implement the SGD algorithm for SVM training. Apply it on the MNIST dataset. Compare your results to the offline GD algorithm from the previous chapter.

3.6 Bibliographic remarks

The OCO framework was introduced by Zinkevich in [110], where the OGD algorithm was introduced and analyzed. Precursors to this algorithm, albeit for less general settings, were introduced and analyzed in [66]. Logarithmic regret algorithms for Online Convex Optimization were introduced and analyzed in [54].

The SGD algorithm dates back to Robbins and Monro [91]. Application of SGD to soft-margin SVM training was explored in [100]. Tight convergence rates of SGD for strongly convex and non-smooth functions were only recently obtained in [57],[86],[102].

Chapter 4

Second order methods

The motivation for this chapter is the application of online portfolio selection, considered in the first chapter of this book. We begin with a detailed description of this application. We proceed to describe a new class of convex functions that model this problem. This new class of functions is more general than the class of strongly convex functions discussed in the previous chapter. It allows for logarithmic regret algorithms, which are based on second order methods from convex optimization. In contrast to first order methods, which have been our focus thus far and relied on (sub)gradients, second order methods exploit information about the second derivative of the objective function.

4.1 Motivation: universal portfolio selection

In this subsection we give the formal definition of the universal portfolio selection problem that was informally described in §1.2.

4.1.1 Mainstream portfolio theory

Mainstream financial theory models stock prices as a stochastic process known as Geometric Brownian Motion (GBM). This model assumes that the fluctuations in the prices of the stocks behave essentially as a random walk. It is perhaps easier to think about a price of an asset (stock) on time segments, obtained from a discretization of time into equal segments. Thus, the logarithm of the price at segment $t+1$, denoted l_{t+1} , is given by the sum of the logarithm of the price at segment t and a Gaussian random variable

with a particular mean and variance,

$$l_{t+1} \sim l_t + \mathcal{N}(\mu, \sigma).$$

This is only an informal way of thinking about GBM. The formal model is continuous in time, roughly equivalent to the above as the time intervals, means and variances approach zero.

The GBM model gives rise to particular algorithms for portfolio selection (as well as more sophisticated applications such as options pricing). Given the means and variances of the stock prices over time of a set of assets, as well as their cross-correlations, a portfolio with maximal expected gain (mean) for a specific risk (variance) threshold can be formulated.

The fundamental question is, of course, how does one obtain the mean and variance parameters, not to mention the cross-correlations, of a given set of stocks? One accepted solution is to estimate these from historical data, e.g., by taking the recent history of stock prices.

4.1.2 Universal portfolio theory

The theory of universal portfolio selection is very different from the above. The main difference being the lack of statistical assumptions about the stock market. The idea is to model investing as a repeated decision making scenario, which fits nicely into our OCO framework, and to measure regret as a performance metric.

Consider the following scenario: at each iteration $t \in [T]$, the decision maker chooses \mathbf{x}_t , a distribution of her wealth over n assets, such that $\mathbf{x}_t \in \Delta_n$. Here $\Delta_n = \{\mathbf{x} \in \mathbb{R}_+^n, \sum_i \mathbf{x}_i = 1\}$ is the n -dimensional simplex, i.e., the set of all distributions over n elements. An adversary independently chooses market returns for the assets, i.e., a vector $\mathbf{r}_t \in \mathbb{R}_+^n$ such that each coordinate $\mathbf{r}_t(i)$ is the price ratio for the i 'th asset between the iterations t and $t + 1$. For example, if the i 'th coordinate is the Google ticker symbol GOOG traded on the NASDAQ, then

$$\mathbf{r}_t(i) = \frac{\text{price of GOOG at time } t + 1}{\text{price of GOOG at time } t}$$

How does the decision maker's wealth change? Let W_t be her total wealth at iteration t . Then, ignoring transaction costs, we have

$$W_{t+1} = W_t \cdot \mathbf{r}_t^\top \mathbf{x}_t$$

Over T iterations, the total wealth of the investor is given by

$$W_T = W_1 \cdot \prod_{t=1}^T \mathbf{r}_t^\top \mathbf{x}_t$$

The goal of the decision maker, to maximize the overall wealth gain W_T/W_0 , can be attained by maximizing the following more convenient logarithm of this quantity, given by

$$\log \frac{W_T}{W_1} = \sum_{t=1}^T \log \mathbf{r}_t^\top \mathbf{x}_t$$

The above formulation is already very similar to our OCO setting, albeit phrased as a gain maximization rather than a loss minimization setting. Let

$$f_t(\mathbf{x}) = \log(\mathbf{r}_t^\top \mathbf{x})$$

The convex set is the n -dimensional simplex $\mathcal{K} = \Delta_n$, and define the regret to be

$$\text{regret}_T = \max_{\mathbf{x}^* \in \mathcal{K}} \sum_{t=1}^T f_t(\mathbf{x}^*) - \sum_{t=1}^T f_t(\mathbf{x}_t)$$

The functions f_t are concave rather than convex, which is perfectly fine as we are framing the problem as a maximization rather than a minimization. Note also that the regret is the negation of the usual regret notion (1.1) we have considered for minimization problems.

Since this is an online convex optimization instance, we can use the online gradient descent algorithm from the previous chapter to invest, which ensures $O(\sqrt{T})$ regret (see exercises). What guarantee do we attain in terms of investing? To answer this, in the next section we reason about what \mathbf{x}^* in the above expression may be.

4.1.3 Constant rebalancing portfolios

As $\mathbf{x}^* \in \mathcal{K} = \Delta_n$ is a point in the n -dimensional simplex, consider the special case of $\mathbf{x}^* = \mathbf{e}_1$, i.e., the first standard basis vector (the vector that has zero in all coordinates except the first, which is set to one). The term $\sum_{t=1}^T f_t(\mathbf{e}_1)$ becomes $\sum_{t=1}^T \log \mathbf{r}_t(1)$, or

$$\log \prod_{t=1}^T \mathbf{r}_t(1) = \log \left(\frac{\text{price of stock at time } T+1}{\text{initial price of stock}} \right)$$

As T becomes large, any sublinear regret guarantee (e.g., the $O(\sqrt{T})$ regret guarantee achieved using online gradient descent) achieves an average regret that approaches zero. In this context, this implies that the log-wealth gain achieved (in average over T rounds) is as good as that of the first stock. Since \mathbf{x}^* can be taken to be any vector, sublinear regret guarantees average log-wealth growth as good as any stock!

However, \mathbf{x}^* can be significantly better, as shown in the following example. Consider a market of two stocks that fluctuate wildly. The first stock increases by 100% every even day and returns to its original price the following (odd) day. The second stock does exactly the opposite: decreases by 50% on even days and rises back on odd days. Formally, we have

$$\mathbf{r}_t(1) = (2, \frac{1}{2}, 2, \frac{1}{2}, \dots)$$

$$\mathbf{r}_t(2) = (\frac{1}{2}, 2, \frac{1}{2}, 2, \dots)$$

Clearly, any investment in either of the stocks will not gain in the long run. However, the portfolio $\mathbf{x}^* = (0.5, 0.5)$ increases wealth by a factor of $\mathbf{r}_t^\top \mathbf{x}^* = (\frac{1}{2})^2 + 1 = 1.25$ daily! Such a mixed distribution is called a fixed rebalanced portfolio, as it needs to rebalance the proportion of total capital invested in each stock at each iteration to maintain this fixed distribution strategy.

Thus, vanishing average regret guarantees long-run growth as the best constant rebalanced portfolio in hindsight. Such a portfolio strategy is called *universal*. We have seen that the online gradient descent algorithm gives essentially a universal algorithm with regret $O(\sqrt{T})$. Can we get better regret guarantees?

4.2 Exp-concave functions

For convenience, we return to considering losses of convex functions, rather than gains of concave functions as in the application for portfolio selection. The two problems are equivalent: we simply replace the maximization of the concave $f(\mathbf{x}) = \log(\mathbf{r}_t^\top \mathbf{x})$ with the minimization of the convex $f(\mathbf{x}) = -\log(\mathbf{r}_t^\top \mathbf{x})$.

In the previous chapter we have seen that the OGD algorithm with carefully chosen step sizes can deliver logarithmic regret for strongly convex functions. However, the loss function for the OCO setting of portfolio selection, $f_t(\mathbf{x}) = -\log(\mathbf{r}_t^\top \mathbf{x})$, is not strongly convex. Instead, the Hessian of

this function is given by

$$\nabla^2 f_t(\mathbf{x}) = \frac{\mathbf{r}_t \mathbf{r}_t^\top}{(\mathbf{r}_t^\top \mathbf{x})^2}$$

which is a rank one matrix. Recall that the Hessian of a twice-differentiable strongly convex function is larger than a multiple of identity matrix and is positive definite and in particular has full rank. Thus, the loss function above is quite far from being strongly convex.

However, an important observation is that this Hessian is large in the direction of the gradient. This property is called exp-concavity. We proceed to define this property rigorously and show that it suffices to attain logarithmic regret.

Definition 4.1. A convex function $f : \mathbb{R}^n \mapsto \mathbb{R}$ is defined to be α -exp-concave over $\mathcal{K} \subseteq \mathbb{R}^n$ if the function g is concave, where $g : \mathcal{K} \mapsto \mathbb{R}$ is defined as

$$g(\mathbf{x}) = e^{-\alpha f(\mathbf{x})}$$

For the following discussion, recall the notation of §2.1, and in particular our convention over matrices that $A \succcurlyeq B$ if and only if $A - B$ is positive semidefinite. Exp-concavity implies strong-convexity in the direction of the gradient. This reduces to the following property:

Lemma 4.2. A twice-differentiable function $f : \mathbb{R}^n \mapsto \mathbb{R}$ is α -exp-concave at \mathbf{x} if and only if

$$\nabla^2 f(\mathbf{x}) \succcurlyeq \alpha \nabla f(\mathbf{x}) \nabla f(\mathbf{x})^\top.$$

The proof of this lemma is given as a guided exercise at the end of this chapter. We prove a slightly stronger lemma below.

Lemma 4.3. Let $f : \mathcal{K} \rightarrow \mathbb{R}$ be an α -exp-concave function, and D, G denote the diameter of \mathcal{K} and a bound on the (sub)gradients of f respectively. The following holds for all $\gamma \leq \frac{1}{2} \min\{\frac{1}{4GD}, \alpha\}$ and all $\mathbf{x}, \mathbf{y} \in \mathcal{K}$:

$$f(\mathbf{x}) \geq f(\mathbf{y}) + \nabla f(\mathbf{y})^\top (\mathbf{x} - \mathbf{y}) + \frac{\gamma}{2} (\mathbf{x} - \mathbf{y})^\top \nabla f(\mathbf{y}) \nabla f(\mathbf{y})^\top (\mathbf{x} - \mathbf{y}).$$

Proof. Since $\exp(-\alpha f(\mathbf{x}))$ is concave and $2\gamma \leq \alpha$ by definition, it follows from Lemma 4.2 that the function $h(\mathbf{x}) \triangleq \exp(-2\gamma f(\mathbf{x}))$ is also concave. Then by the concavity of $h(\mathbf{x})$,

$$h(\mathbf{x}) \leq h(\mathbf{y}) + \nabla h(\mathbf{y})^\top (\mathbf{x} - \mathbf{y})$$

Plugging in $\nabla h(\mathbf{y}) = -2\gamma \exp(-2\gamma f(\mathbf{y}))\nabla f(\mathbf{y})$ gives

$$\exp(-2\gamma f(\mathbf{x})) \leq \exp(-2\gamma f(\mathbf{y})) [1 - 2\gamma \nabla f(\mathbf{y})^\top (\mathbf{x} - \mathbf{y})].$$

Simplifying gives

$$f(\mathbf{x}) \geq f(\mathbf{y}) - \frac{1}{2\gamma} \log \left(1 - 2\gamma \nabla f(\mathbf{y})^\top (\mathbf{x} - \mathbf{y}) \right).$$

Next, note that $|2\gamma \nabla f(\mathbf{y})^\top (\mathbf{x} - \mathbf{y})| \leq 2\gamma GD \leq \frac{1}{4}$ and that for $|z| \leq \frac{1}{4}$, $-\log(1 - z) \geq z + \frac{1}{4}z^2$. Applying the inequality for $z = 2\gamma \nabla f(\mathbf{y})^\top (\mathbf{x} - \mathbf{y})$ implies the lemma. \square

4.3 The online Newton step algorithm

Thus far we have only considered first order methods for regret minimization. In this section we consider a quasi-Newton approach, i.e., an online convex optimization algorithm that approximates the second derivative, or Hessian in more than one dimension. However, strictly speaking, the algorithm we analyze is also first order, in the sense that it only uses gradient information.

The algorithm we introduce and analyze, called online Newton step, is detailed in Algorithm 9. At each iteration, this algorithm chooses a vector that is the projection of the sum of the vector chosen at the previous iteration and an additional vector. Whereas for the online gradient descent algorithm this added vector was the gradient of the previous cost function, for online Newton step this vector is different: it is reminiscent to the direction in which the Newton-Raphson method would proceed if it were an offline optimization problem for the previous cost function. The Newton-Raphson algorithm would move in the direction of the vector which is the inverse Hessian times the gradient. In online Newton step, this direction is $A_t^{-1}\nabla_t$, where the matrix A_t is related to the Hessian as will be shown in the analysis.

Since adding a multiple of the Newton vector $A_t^{-1}\nabla_t$ to the current vector may result in a point outside the convex set, an additional projection step is required to obtain \mathbf{x}_t , the decision at time t . This projection is different than the standard Euclidean projection used by online gradient descent in Section 3.1. It is the projection according to the norm defined by the matrix A_t , rather than the Euclidean norm.

The advantage of the online Newton step algorithm is its logarithmic regret guarantee for exp-concave functions, as defined in the previous section. The following theorem bounds the regret of online Newton step.

Algorithm 9 online Newton step

-
- 1: Input: convex set \mathcal{K} , T , $\mathbf{x}_1 \in \mathcal{K} \subseteq \mathbb{R}^n$, parameters $\gamma, \varepsilon > 0$, $A_0 = \varepsilon \mathbf{I}_n$
 - 2: **for** $t = 1$ to T **do**
 - 3: Play \mathbf{x}_t and observe cost $f_t(\mathbf{x}_t)$.
 - 4: Rank-1 update: $A_t = A_{t-1} + \nabla_t \nabla_t^\top$
 - 5: Newton step and projection:

$$\mathbf{y}_{t+1} = \mathbf{x}_t - \frac{1}{\gamma} A_t^{-1} \nabla_t$$

$$\mathbf{x}_{t+1} = \Pi_{\mathcal{K}}^{A_t}(\mathbf{y}_{t+1})$$

6: **end for**

Theorem 4.4. *Algorithm 9 with parameters $\gamma = \frac{1}{2} \min\{\frac{1}{4GD}, \alpha\}$, $\varepsilon = \frac{1}{\gamma^2 D^2}$ and $T > 4$ guarantees*

$$\text{regret}_T \leq 5 \left(\frac{1}{\alpha} + GD \right) n \log T.$$

As a first step, we prove the following lemma.

Lemma 4.5. *The regret of online Newton step is bounded by*

$$\text{regret}_T(\text{ONS}) \leq 4 \left(\frac{1}{\alpha} + GD \right) \left(\sum_{t=1}^T \nabla_t^\top A_t^{-1} \nabla_t + 1 \right)$$

Proof. Let $\mathbf{x}^* \in \arg \min_{\mathbf{x} \in \mathcal{K}} \sum_{t=1}^T f_t(\mathbf{x})$ be the best decision in hindsight. By Lemma 4.3, we have for $\gamma = \frac{1}{2} \min\{\frac{1}{4GD}, \alpha\}$,

$$f_t(\mathbf{x}_t) - f_t(\mathbf{x}^*) \leq R_t,$$

where we define

$$R_t \triangleq \nabla_t^\top (\mathbf{x}_t - \mathbf{x}^*) - \frac{\gamma}{2} (\mathbf{x}^* - \mathbf{x}_t)^\top \nabla_t \nabla_t^\top (\mathbf{x}^* - \mathbf{x}_t).$$

According to the update rule of the algorithm $\mathbf{x}_{t+1} = \Pi_{\mathcal{K}}^{A_t}(\mathbf{y}_{t+1})$. Now, by the definition of \mathbf{y}_{t+1} :

$$\mathbf{y}_{t+1} - \mathbf{x}^* = \mathbf{x}_t - \mathbf{x}^* - \frac{1}{\gamma} A_t^{-1} \nabla_t, \text{ and} \quad (4.1)$$

$$A_t(\mathbf{y}_{t+1} - \mathbf{x}^*) = A_t(\mathbf{x}_t - \mathbf{x}^*) - \frac{1}{\gamma} \nabla_t. \quad (4.2)$$

Multiplying the transpose of (4.1) by (4.2) we get

$$\begin{aligned} & (\mathbf{y}_{t+1} - \mathbf{x}^*)^\top A_t(\mathbf{y}_{t+1} - \mathbf{x}^*) = \\ & (\mathbf{x}_t - \mathbf{x}^*)^\top A_t(\mathbf{x}_t - \mathbf{x}^*) - \frac{2}{\gamma} \nabla_t^\top (\mathbf{x}_t - \mathbf{x}^*) + \frac{1}{\gamma^2} \nabla_t^\top A_t^{-1} \nabla_t. \end{aligned} \quad (4.3)$$

Since \mathbf{x}_{t+1} is the projection of \mathbf{y}_{t+1} in the norm induced by A_t , we have by the Pythagorean theorem (see §2.1.1)

$$\begin{aligned} (\mathbf{y}_{t+1} - \mathbf{x}^*)^\top A_t(\mathbf{y}_{t+1} - \mathbf{x}^*) &= \|\mathbf{y}_{t+1} - \mathbf{x}^*\|_{A_t}^2 \\ &\geq \|\mathbf{x}_{t+1} - \mathbf{x}^*\|_{A_t}^2 \\ &= (\mathbf{x}_{t+1} - \mathbf{x}^*)^\top A_t(\mathbf{x}_{t+1} - \mathbf{x}^*). \end{aligned}$$

This inequality is the reason for using generalized projections as opposed to standard projections, which were used in the analysis of online gradient descent (see §3.1 Equation (3.2)). This fact together with (4.3) gives

$$\begin{aligned} \nabla_t^\top (\mathbf{x}_t - \mathbf{x}^*) &\leq \frac{1}{2\gamma} \nabla_t^\top A_t^{-1} \nabla_t + \frac{\gamma}{2} (\mathbf{x}_t - \mathbf{x}^*)^\top A_t(\mathbf{x}_t - \mathbf{x}^*) \\ &\quad - \frac{\gamma}{2} (\mathbf{x}_{t+1} - \mathbf{x}^*)^\top A_t(\mathbf{x}_{t+1} - \mathbf{x}^*). \end{aligned}$$

Now, summing up over $t = 1$ to T we get that

$$\begin{aligned} \sum_{t=1}^T \nabla_t^\top (\mathbf{x}_t - \mathbf{x}^*) &\leq \frac{1}{2\gamma} \sum_{t=1}^T \nabla_t^\top A_t^{-1} \nabla_t + \frac{\gamma}{2} (\mathbf{x}_1 - \mathbf{x}^*)^\top A_1(\mathbf{x}_1 - \mathbf{x}^*) \\ &\quad + \frac{\gamma}{2} \sum_{t=2}^T (\mathbf{x}_t - \mathbf{x}^*)^\top (A_t - A_{t-1})(\mathbf{x}_t - \mathbf{x}^*) \\ &\quad - \frac{\gamma}{2} (\mathbf{x}_{T+1} - \mathbf{x}^*)^\top A_T(\mathbf{x}_{T+1} - \mathbf{x}^*) \\ &\leq \frac{1}{2\gamma} \sum_{t=1}^T \nabla_t^\top A_t^{-1} \nabla_t + \frac{\gamma}{2} \sum_{t=1}^T (\mathbf{x}_t - \mathbf{x}^*)^\top \nabla_t \nabla_t^\top (\mathbf{x}_t - \mathbf{x}^*) \\ &\quad + \frac{\gamma}{2} (\mathbf{x}_1 - \mathbf{x}^*)^\top (A_1 - \nabla_1 \nabla_1^\top) (\mathbf{x}_1 - \mathbf{x}^*). \end{aligned}$$

In the last inequality we use the fact that $A_t - A_{t-1} = \nabla_t \nabla_t^\top$, and the fact that the matrix A_T is PSD and hence the last term before the inequality is negative. Thus,

$$\sum_{t=1}^T R_t \leq \frac{1}{2\gamma} \sum_{t=1}^T \nabla_t^\top A_t^{-1} \nabla_t + \frac{\gamma}{2} (\mathbf{x}_1 - \mathbf{x}^*)^\top (A_1 - \nabla_1 \nabla_1^\top) (\mathbf{x}_1 - \mathbf{x}^*).$$

Using the algorithm parameters $A_1 - \nabla_1 \nabla_1^\top = \varepsilon \mathbf{I}_n$, $\varepsilon = \frac{1}{\gamma^2 D^2}$ and our notation for the diameter $\|\mathbf{x}_1 - \mathbf{x}^*\|^2 \leq D^2$ we have

$$\begin{aligned} \text{regret}_T(\text{ONS}) &\leq \sum_{t=1}^T R_t \leq \frac{1}{2\gamma} \sum_{t=1}^T \nabla_t^\top A_t^{-1} \nabla_t + \frac{\gamma}{2} D^2 \varepsilon \\ &\leq \frac{1}{2\gamma} \sum_{t=1}^T \nabla_t^\top A_t^{-1} \nabla_t + \frac{1}{2\gamma}. \end{aligned}$$

Since $\gamma = \frac{1}{2} \min\{\frac{1}{4GD}, \alpha\}$, we have $\frac{1}{\gamma} \leq 8(\frac{1}{\alpha} + GD)$. This gives the lemma. \square

We can now prove Theorem 4.4.

Proof of Theorem 4.4. First we show that the term $\sum_{t=1}^T \nabla_t^\top A_t^{-1} \nabla_t$ is upper bounded by a telescoping sum. Notice that

$$\nabla_t^\top A_t^{-1} \nabla_t = A_t^{-1} \bullet \nabla_t \nabla_t^\top = A_t^{-1} \bullet (A_t - A_{t-1})$$

where for matrices $A, B \in \mathbb{R}^{n \times n}$ we denote by $A \bullet B = \sum_{i=1}^n \sum_{j=1}^n A_{ij} B_{ij} = \text{Tr}(AB^\top)$, which is equivalent to the inner product of these matrices as vectors in \mathbb{R}^{n^2} .

For real numbers $a, b \in \mathbb{R}_+$, the first order Taylor expansion of the logarithm of b at a implies $a^{-1}(a - b) \leq \log \frac{a}{b}$. An analogous fact holds for positive semidefinite matrices, i.e., $A^{-1} \bullet (A - B) \leq \log \frac{|A|}{|B|}$, where $|A|$ denotes the determinant of the matrix A (this is proved in Lemma 4.6). Using this fact we have

$$\begin{aligned} \sum_{t=1}^T \nabla_t^\top A_t^{-1} \nabla_t &= \sum_{t=1}^T A_t^{-1} \bullet \nabla_t \nabla_t^\top \\ &= \sum_{t=1}^T A_t^{-1} \bullet (A_t - A_{t-1}) \\ &\leq \sum_{t=1}^T \log \frac{|A_t|}{|A_{t-1}|} = \log \frac{|A_T|}{|A_0|}. \end{aligned}$$

Since $A_T = \sum_{t=1}^T \nabla_t \nabla_t^\top + \varepsilon \mathbf{I}_n$ and $\|\nabla_t\| \leq G$, the largest eigenvalue of A_T is at most $TG^2 + \varepsilon$. Hence the determinant of A_T can be bounded by $|A_T| \leq (TG^2 + \varepsilon)^n$. Hence recalling that $\varepsilon = \frac{1}{\gamma^2 D^2}$ and $\gamma = \frac{1}{2} \min\{\frac{1}{4GD}, \alpha\}$, for $T > 4$,

$$\sum_{t=1}^T \nabla_t^\top A_t^{-1} \nabla_t \leq \log \left(\frac{TG^2 + \varepsilon}{\varepsilon} \right)^n \leq n \log(TG^2 \gamma^2 D^2 + 1) \leq n \log T.$$

Plugging into Lemma 4.5 we obtain

$$\text{regret}_T(\text{ONS}) \leq 4 \left(\frac{1}{\alpha} + GD \right) (n \log T + 1),$$

which implies the theorem for $n > 1$, $T \geq 8$. \square

It remains to prove the technical lemma for positive semidefinite (PSD) matrices used above.

Lemma 4.6. *Let $A \succcurlyeq B \succ 0$ be positive definite matrices. Then*

$$A^{-1} \bullet (A - B) \leq \log \frac{|A|}{|B|}$$

Proof. For any positive definite matrix C , denote by $\lambda_1(C), \dots, \lambda_n(C)$ its eigenvalues (which are positive).

$$\begin{aligned} A^{-1} \bullet (A - B) &= \mathbf{Tr}(A^{-1}(A - B)) \\ &= \mathbf{Tr}(A^{-1/2}(A - B)A^{-1/2}) & \mathbf{Tr}(XY) &= \mathbf{Tr}(YX) \\ &= \mathbf{Tr}(I - A^{-1/2}BA^{-1/2}) \\ &= \sum_{i=1}^n \left[1 - \lambda_i(A^{-1/2}BA^{-1/2}) \right] & \mathbf{Tr}(C) &= \sum_{i=1}^n \lambda_i(C) \\ &\leq - \sum_{i=1}^n \log \left[\lambda_i(A^{-1/2}BA^{-1/2}) \right] & 1 - x &\leq -\log(x) \\ &= - \log \left[\prod_{i=1}^n \lambda_i(A^{-1/2}BA^{-1/2}) \right] \\ &= - \log |A^{-1/2}BA^{-1/2}| = \log \frac{|A|}{|B|} & |C| &= \prod_{i=1}^n \lambda_i(C) \end{aligned}$$

In the last equality we use the facts $|AB| = |A||B|$ and $|A^{-1}| = \frac{1}{|A|}$ for PSD matrices. \square

Implementation and running time. The online Newton step algorithm requires $O(n^2)$ space to store the matrix A_t . Every iteration requires the computation of the matrix A_t^{-1} , the current gradient, a matrix-vector product, and possibly a projection onto the underlying convex set \mathcal{K} .

A naïve implementation would require computing the inverse of the matrix A_t on every iteration. However, in the case that A_t is invertible, the matrix inversion lemma (see bibliography) states that for invertible matrix A and vector \mathbf{x} ,

$$(A + \mathbf{x}\mathbf{x}^\top)^{-1} = A^{-1} - \frac{A^{-1}\mathbf{x}\mathbf{x}^\top A^{-1}}{1 + \mathbf{x}^\top A^{-1}\mathbf{x}}.$$

Thus, given A_{t-1}^{-1} and ∇_t one can compute A_t^{-1} in time $O(n^2)$ using only matrix-vector and vector-vector products.

The online Newton step algorithm also needs to make projections onto \mathcal{K} , but of a slightly different nature than online gradient descent and other online convex optimization algorithms. The required projection, denoted by $\Pi_{\mathcal{K}}^{A_t}$, is in the vector norm induced by the matrix A_t , viz. $\|\mathbf{x}\|_{A_t} = \sqrt{\mathbf{x}^\top A_t \mathbf{x}}$. It is equivalent to finding the point $\mathbf{x} \in \mathcal{K}$ which minimizes $(\mathbf{x} - \mathbf{y})^\top A_t (\mathbf{x} - \mathbf{y})$ where \mathbf{y} is the point we are projecting. This is a convex program which can be solved up to any degree of accuracy in polynomial time.

Modulo the computation of generalized projections, the online Newton step algorithm can be implemented in time and space $O(n^2)$. In addition, the only information required is the gradient at each step (and the exp-concavity constant α of the loss functions).

4.4 Exercises

1. Prove that exp-concave functions are a larger class than strongly convex functions. That is, prove that a strongly convex function over a bounded domain is also exp-concave. Show that the converse is not necessarily true.
2. Prove that a function f is α -exp-concave over \mathcal{K} if and only if for all $\mathbf{x} \in \mathcal{K}$,

$$\nabla^2 f(\mathbf{x}) \succeq \alpha \nabla f(\mathbf{x}) \nabla f(\mathbf{x})^\top.$$

Hint: consider the Hessian of the function $e^{-\alpha f(\mathbf{x})}$, and use the fact that the Hessian of a convex function is always positive semidefinite.

3. Write pseudo-code for a portfolio selection algorithm based on online gradient descent. That is, given a set of return vectors, spell out the exact constants and updates based upon the gradients of the payoff functions. Derive the regret bound based on Theorem 3.1.

Do the same (pseudo-code and regret bound) for the Online Newton Step algorithm applied to portfolio selection.

4. Download stock prices from your favorite online finance website over a period of at least three years. Create a dataset for testing portfolio selection algorithms by creating price-return vectors. Implement the OGD and ONS algorithms and benchmark them on your data.

4.5 Bibliographic Remarks

The Geometric Brownian Motion model for stock prices was suggested and studied as early as 1900 in the PhD thesis of Louis Bachelier [17], see also Osborne [83], and used in the Nobel Prize winning work of Black and Scholes on options pricing [19]. In a strong deviation from standard financial theory, Thomas Cover [32] put forth the universal portfolio model, whose algorithmic theory we have historically sketched in chapter 1. Some bridges between classical portfolio theory and the universal model appear in [1]. Options pricing and its relation to regret minimization was recently also explored in the work of [36].

Exp-concave functions have been considered in the context of prediction in [68], see also [29] (Chapter 3.3 and bibliography). For the square-loss, [15] gave a specially tailored and near-optimal prediction algorithm. Logarithmic regret algorithms for online convex optimization and the Online Newton Step algorithm were presented in [54].

The Sherman-Morrison formula, a.k.a. the matrix inversion lemma, gives the form of the inverse of a matrix after a rank-1 update, see [89].

Chapter 5

Regularization

In the previous chapters we have explored algorithms for OCO that are motivated by convex optimization. However, unlike convex optimization, the OCO framework optimizes the Regret performance metric. This distinction motivates a family of algorithms, called “Regularized Follow The Leader” (RFTL), which we introduce in this chapter.

In an OCO setting of regret minimization, the most straightforward approach for the online player is to use at any time the optimal decision (i.e., point in the convex set) in hindsight. Formally, let

$$\mathbf{x}_{t+1} = \arg \min_{\mathbf{x} \in \mathcal{K}} \sum_{\tau=1}^t f_{\tau}(\mathbf{x}).$$

This flavor of strategy is known as “fictitious play” in economics, and has been named “Follow the Leader” (FTL) in machine learning. It is not hard to see that this simple strategy fails miserably in a worst-case sense. That is, this strategy’s regret can be linear in the number of iterations, as the following example shows: Consider $\mathcal{K} = [-1, 1]$, let $f_1(x) = \frac{1}{2}x$, and let f_{τ} for $\tau = 2, \dots, T$ alternate between $-x$ or x . Thus,

$$\sum_{\tau=1}^t f_{\tau}(x) = \begin{cases} \frac{1}{2}x, & t \text{ is odd} \\ -\frac{1}{2}x, & \text{otherwise} \end{cases}$$

The FTL strategy will keep shifting between $x_t = -1$ and $x_t = 1$, always making the wrong choice.

The intuitive FTL strategy fails in the example above because it is unstable. Can we modify the FTL strategy such that it won’t change decisions often, thereby causing it to attain low regret?

This question motivates the need for a general means of stabilizing the FTL method. Such a means is referred to as “regularization”.

5.1 Regularization functions

In this chapter we consider regularization functions, denoted $R : \mathcal{K} \mapsto \mathbb{R}$, which are strongly convex and smooth (recall definitions in §2.1).

Although it is not strictly necessary, we assume that the regularization functions in this chapter are twice differentiable over \mathcal{K} and, for all points $\mathbf{x} \in \text{int}(\mathcal{K})$ in the interior of the decision set, have a Hessian $\nabla^2 R(\mathbf{x})$ that is, by the strong convexity of R , positive definite.

We denote the diameter of the set \mathcal{K} relative to the function R as

$$D_R = \sqrt{\max_{\mathbf{x}, \mathbf{y} \in \mathcal{K}} \{R(\mathbf{x}) - R(\mathbf{y})\}}$$

Henceforth we make use of general norms and their dual. The dual norm to a norm $\|\cdot\|$ is given by the following definition:

$$\|\mathbf{y}\|^* \triangleq \max_{\|\mathbf{x}\| \leq 1} \langle \mathbf{x}, \mathbf{y} \rangle$$

A positive definite matrix A gives rise to the matrix norm $\|\mathbf{x}\|_A = \sqrt{\mathbf{x}^\top A \mathbf{x}}$. The dual norm of a matrix norm is $\|\mathbf{x}\|_A^* = \|\mathbf{x}\|_{A^{-1}}$.

The generalized Cauchy-Schwarz theorem asserts $\langle \mathbf{x}, \mathbf{y} \rangle \leq \|\mathbf{x}\| \|\mathbf{y}\|^*$ and in particular for matrix norms, $\langle \mathbf{x}, \mathbf{y} \rangle \leq \|\mathbf{x}\|_A \|\mathbf{y}\|_A^*$ (see exercise 1).

In our derivations, we usually consider matrix norms with respect to $\nabla^2 R(\mathbf{x})$, the Hessian of the regularization function $R(\mathbf{x})$. In such cases, we use the notation

$$\|\mathbf{x}\|_{\mathbf{y}} \triangleq \|\mathbf{x}\|_{\nabla^2 R(\mathbf{y})}$$

and similarly

$$\|\mathbf{x}\|_{\mathbf{y}}^* \triangleq \|\mathbf{x}\|_{\nabla^{-2} R(\mathbf{y})}$$

A crucial quantity in the analysis of OCO algorithms that use regularization is the remainder term of the Taylor approximation of the regularization function, and especially the remainder term of the first order Taylor approximation. The difference between the value of the regularization function at \mathbf{x} and the value of the first order Taylor approximation is known as the Bregman divergence, given by

Definition 5.1. Denote by $B_R(\mathbf{x}|\mathbf{y})$ the Bregman divergence with respect to the function R , defined as

$$B_R(\mathbf{x}|\mathbf{y}) = R(\mathbf{x}) - R(\mathbf{y}) - \nabla R(\mathbf{y})^\top (\mathbf{x} - \mathbf{y})$$

For twice differentiable functions, Taylor expansion and the mean-value theorem assert that the Bregman divergence is equal to the second derivative at an intermediate point, i.e., (see exercises)

$$B_R(\mathbf{x}|\mathbf{y}) = \frac{1}{2} \|\mathbf{x} - \mathbf{y}\|_{\mathbf{z}}^2,$$

for some point $\mathbf{z} \in [\mathbf{x}, \mathbf{y}]$, meaning there exists some $\alpha \in [0, 1]$ such that $\mathbf{z} = \alpha\mathbf{x} + (1 - \alpha)\mathbf{y}$. Therefore, the Bregman divergence defines a local norm, which has a dual norm. We shall denote this dual norm by

$$\|\cdot\|_{\mathbf{x}, \mathbf{y}}^* \triangleq \|\cdot\|_{\mathbf{z}}^*.$$

With this notation we have

$$B_R(\mathbf{x}|\mathbf{y}) = \frac{1}{2} \|\mathbf{x} - \mathbf{y}\|_{\mathbf{x}, \mathbf{y}}^2.$$

In online convex optimization, we commonly refer to the Bregman divergence between two consecutive decision points \mathbf{x}_t and \mathbf{x}_{t+1} . In such cases, we shorthand notation for the norm defined by the Bregman divergence with respect to R on the intermediate point in $[\mathbf{x}_t, \mathbf{x}_{t+1}]$ as $\|\cdot\|_t \triangleq \|\cdot\|_{\mathbf{x}_t, \mathbf{x}_{t+1}}$. The latter norm is called the local norm at iteration t . With this notation, we have $B_R(\mathbf{x}_t|\mathbf{x}_{t+1}) = \frac{1}{2} \|\mathbf{x}_t - \mathbf{x}_{t+1}\|_t^2$.

Finally, we consider below generalized projections that use the Bregman divergence as a distance instead of a norm. Formally, the projection of a point \mathbf{y} according to the Bregman divergence with respect to function R is given by

$$\arg \min_{\mathbf{x} \in \mathcal{K}} B_R(\mathbf{x}|\mathbf{y})$$

5.2 The RFTL algorithm and its analysis

Recall the caveat with straightforward use of follow-the-leader: as in the bad example we have considered, the predictions of FTL may vary wildly from one iteration to the next. This motivates the modification of the basic FTL strategy in order to stabilize the prediction. By adding a regularization term, we obtain the RFTL (Regularized Follow the Leader) algorithm.

We proceed to formally describe the RFTL algorithmic template and analyze it. The analysis gives asymptotically optimal regret bounds. However, we do not optimize the constants in the regret bounds in order to improve clarity of presentation.

Throughout this chapter, recall the notation of ∇_t to denote the gradient of the current cost function at the current point, i.e.,

$$\nabla_t \triangleq \nabla f_t(\mathbf{x}_t)$$

In the OCO setting, the regret of convex cost functions can be bounded by a linear function via the inequality $f(\mathbf{x}_t) - f(\mathbf{x}^*) \leq \nabla_t^\top (\mathbf{x}_t - \mathbf{x}^*)$. Thus, the overall regret (recall definition (1.1)) of an OCO algorithm can be bounded by

$$\sum_t f_t(\mathbf{x}_t) - f_t(\mathbf{x}^*) \leq \sum_t \nabla_t^\top (\mathbf{x}_t - \mathbf{x}^*). \quad (5.1)$$

5.2.1 Meta-algorithm definition

The generic RFTL meta-algorithm is defined in Algorithm 10. The regularization function R is assumed to be strongly convex, smooth, and twice differentiable.

Algorithm 10 Regularized Follow The Leader

- 1: Input: $\eta > 0$, regularization function R , and a convex compact set \mathcal{K} .
- 2: Let $\mathbf{x}_1 = \arg \min_{\mathbf{x} \in \mathcal{K}} \{R(\mathbf{x})\}$.
- 3: **for** $t = 1$ to T **do**
- 4: Predict \mathbf{x}_t .
- 5: Observe the payoff function f_t and let $\nabla_t = \nabla f_t(\mathbf{x}_t)$.
- 6: Update

$$\mathbf{x}_{t+1} = \arg \min_{\mathbf{x} \in \mathcal{K}} \left\{ \eta \sum_{s=1}^t \nabla_s^\top \mathbf{x} + R(\mathbf{x}) \right\}$$

7: **end for**

5.2.2 The regret bound

Theorem 5.2. *The RFTL Algorithm 10 attains for every $\mathbf{u} \in \mathcal{K}$ the following bound on the regret:*

$$\text{regret}_T \leq 2\eta \sum_{t=1}^T \|\nabla_t\|_*^2 + \frac{R(\mathbf{u}) - R(\mathbf{x}_1)}{\eta}.$$

If an upper bound on the local norms is known, i.e. $\|\nabla_t\|_t^* \leq G_R$ for all times t , then we can further optimize over the choice of η to obtain

$$\text{regret}_T \leq 2D_R G_R \sqrt{2T}.$$

To prove Theorem 5.2, we first relate the regret to the “stability” in prediction. This is formally captured by the following lemma¹.

Lemma 5.3. *For every $\mathbf{u} \in \mathcal{K}$, Algorithm 10 guarantees the following regret bound*

$$\text{regret}_T \leq \sum_{t=1}^T \nabla_t^\top (\mathbf{x}_t - \mathbf{x}_{t+1}) + \frac{1}{\eta} D_R^2$$

Proof. For convenience of the derivations, define the functions

$$g_0(\mathbf{x}) \triangleq \frac{1}{\eta} R(\mathbf{x}), \quad g_t(\mathbf{x}) \triangleq \nabla_t^\top \mathbf{x}.$$

By equation (5.1), it suffices to bound $\sum_{t=1}^T [g_t(\mathbf{x}_t) - g_t(\mathbf{u})]$. As a first step, we prove the following inequality:

Lemma 5.4.

$$\sum_{t=0}^T g_t(\mathbf{u}) \geq \sum_{t=0}^T g_t(\mathbf{x}_{t+1})$$

Proof. by induction on T :

Induction base:

By definition, we have that $\mathbf{x}_1 = \arg \min_{\mathbf{x} \in \mathcal{K}} \{R(\mathbf{x})\}$, and thus $g_0(\mathbf{u}) \geq g_0(\mathbf{x}_1)$ for all \mathbf{u} .

Induction step:

Assume that for T' , we have

$$\sum_{t=0}^{T'} g_t(\mathbf{u}) \geq \sum_{t=0}^{T'} g_t(\mathbf{x}_{t+1})$$

¹Historically, this lemma is known as the “FTL-BTL,” which stands for follow-the-leader vs. be-the-leader. BTL is a hypothetical algorithm that predicts \mathbf{x}_{t+1} at iteration t , where \mathbf{x}_t is the prediction made by FTL. These terms were coined by Kalai and Vempala [63].

and let us prove the statement for $T'+1$. Since $\mathbf{x}_{T'+2} = \arg \min_{\mathbf{x} \in \mathcal{K}} \{\sum_{t=0}^{T'+1} g_t(\mathbf{x})\}$ we have:

$$\begin{aligned}
\sum_{t=0}^{T'+1} g_t(\mathbf{u}) &\geq \sum_{t=0}^{T'+1} g_t(\mathbf{x}_{T'+2}) \\
&= \sum_{t=0}^{T'} g_t(\mathbf{x}_{T'+2}) + g_{T'+1}(\mathbf{x}_{T'+2}) \\
&\geq \sum_{t=0}^{T'} g_t(\mathbf{x}_{t+1}) + g_{T'+1}(\mathbf{x}_{T'+2}) \\
&= \sum_{t=0}^{T'+1} g_t(\mathbf{x}_{t+1}).
\end{aligned}$$

Where in the third line we used the induction hypothesis for $\mathbf{u} = \mathbf{x}_{T'+2}$. \square

We conclude that

$$\begin{aligned}
\sum_{t=1}^T [g_t(\mathbf{x}_t) - g_t(\mathbf{u})] &\leq \sum_{t=1}^T [g_t(\mathbf{x}_t) - g_t(\mathbf{x}_{t+1})] + [g_0(\mathbf{u}) - g_0(\mathbf{x}_1)] \\
&= \sum_{t=1}^T g_t(\mathbf{x}_t) - g_t(\mathbf{x}_{t+1}) + \frac{1}{\eta} [R(\mathbf{u}) - R(\mathbf{x}_1)] \\
&\leq \sum_{t=1}^T g_t(\mathbf{x}_t) - g_t(\mathbf{x}_{t+1}) + \frac{1}{\eta} D_R^2
\end{aligned}$$

\square

Proof of Theorem 5.2. Recall that $R(\mathbf{x})$ is a convex function and \mathcal{K} is a convex set. Denote:

$$\Phi_t(\mathbf{x}) \triangleq \left\{ \eta \sum_{s=1}^t \nabla_s^\top \mathbf{x} + R(\mathbf{x}) \right\}$$

By the Taylor expansion (with its explicit remainder term via the mean-value theorem) at \mathbf{x}_{t+1} , and by the definition of the Bregman divergence,

$$\begin{aligned}
\Phi_t(\mathbf{x}_t) &= \Phi_t(\mathbf{x}_{t+1}) + (\mathbf{x}_t - \mathbf{x}_{t+1})^\top \nabla \Phi_t(\mathbf{x}_{t+1}) + B_{\Phi_t}(\mathbf{x}_t || \mathbf{x}_{t+1}) \\
&\geq \Phi_t(\mathbf{x}_{t+1}) + B_{\Phi_t}(\mathbf{x}_t || \mathbf{x}_{t+1}) \\
&= \Phi_t(\mathbf{x}_{t+1}) + B_R(\mathbf{x}_t || \mathbf{x}_{t+1}).
\end{aligned}$$

The inequality holds since \mathbf{x}_{t+1} is a minimum of Φ_t over \mathcal{K} , as in Theorem 2.2. The last equality holds since the component $\nabla_s^\top \mathbf{x}$ is linear and thus does not affect the Bregman divergence. Thus,

$$\begin{aligned} B_R(\mathbf{x}_t|\mathbf{x}_{t+1}) &\leq \Phi_t(\mathbf{x}_t) - \Phi_t(\mathbf{x}_{t+1}) \\ &= (\Phi_{t-1}(\mathbf{x}_t) - \Phi_{t-1}(\mathbf{x}_{t+1})) + \eta \nabla_t^\top (\mathbf{x}_t - \mathbf{x}_{t+1}) \\ &\leq \eta \nabla_t^\top (\mathbf{x}_t - \mathbf{x}_{t+1}) \quad (\mathbf{x}_t \text{ is the minimizer}) \end{aligned} \tag{5.2}$$

To proceed, recall the shorthand for the norm induced by the Bregman divergence with respect to R on point $\mathbf{x}_t, \mathbf{x}_{t+1}$ as $\|\cdot\|_t = \|\cdot\|_{\mathbf{x}_t, \mathbf{x}_{t+1}}$. Similarly for the dual local norm $\|\cdot\|_t^* = \|\cdot\|_{\mathbf{x}_t, \mathbf{x}_{t+1}}^*$. With this notation, we have $B_R(\mathbf{x}_t|\mathbf{x}_{t+1}) = \frac{1}{2} \|\mathbf{x}_t - \mathbf{x}_{t+1}\|_t^2$. By the generalized Cauchy-Schwarz inequality,

$$\begin{aligned} \nabla_t^\top (\mathbf{x}_t - \mathbf{x}_{t+1}) &\leq \|\nabla_t\|_t^* \cdot \|\mathbf{x}_t - \mathbf{x}_{t+1}\|_t && \text{Cauchy-Schwarz} \\ &= \|\nabla_t\|_t^* \cdot \sqrt{2B_R(\mathbf{x}_t|\mathbf{x}_{t+1})} \\ &\leq \|\nabla_t\|_t^* \cdot \sqrt{2\eta \nabla_t^\top (\mathbf{x}_t - \mathbf{x}_{t+1})}. \end{aligned} \tag{5.2}$$

After rearranging we get

$$\nabla_t^\top (\mathbf{x}_t - \mathbf{x}_{t+1}) \leq 2\eta \|\nabla_t\|_t^{*2}.$$

Combining this inequality with Lemma 5.3 we obtain the theorem statement. \square

5.3 Online Mirrored Descent

In the convex optimization literature, ‘‘Mirrored Descent’’ refers to a general class of first order methods generalizing gradient descent. Online mirrored descent (OMD) is the online counterpart of this class of methods. This relationship is analogous to the relationship of online gradient descent to traditional (offline) gradient descent.

OMD is an iterative algorithm that computes the current decision using a simple gradient update rule and the previous decision, much like OGD. The generality of the method stems from the update being carried out in a ‘‘dual’’ space, where the duality notion is defined by the choice of regularization: the gradient of the regularization function defines a mapping from \mathbb{R}^n onto itself, which is a vector field. The gradient updates are then carried out in this vector field.

For the RFTL algorithm the intuition was straightforward—the regularization was used to ensure stability of the decision. For OMD, regularization has an additional purpose: regularization transforms the space in which gradient updates are performed. This transformation enables better bounds in terms of the geometry of the space.

The OMD algorithm comes in two flavors: an agile and a lazy version. The lazy version keeps track of a point in Euclidean space and projects onto the convex decision set \mathcal{K} only at decision time. In contrast, the agile version maintains a feasible point at all times, much like OGD.

Algorithm 11 Online Mirrored Descent

- 1: Input: parameter $\eta > 0$, regularization function $R(\mathbf{x})$.
- 2: Let \mathbf{y}_1 be such that $\nabla R(\mathbf{y}_1) = \mathbf{0}$ and $\mathbf{x}_1 = \arg \min_{\mathbf{x} \in \mathcal{K}} B_R(\mathbf{x} | \mathbf{y}_1)$.
- 3: **for** $t = 1$ to T **do**
- 4: Play \mathbf{x}_t .
- 5: Observe the payoff function f_t and let $\nabla_t = \nabla f_t(\mathbf{x}_t)$.
- 6: Update \mathbf{y}_t according to the rule:

$$\begin{array}{ll} \text{[Lazy version]} & \nabla R(\mathbf{y}_{t+1}) = \nabla R(\mathbf{y}_t) - \eta \nabla_t \\ \text{[Agile version]} & \nabla R(\mathbf{y}_{t+1}) = \nabla R(\mathbf{x}_t) - \eta \nabla_t \end{array}$$

Project according to B_R :

$$\mathbf{x}_{t+1} = \arg \min_{\mathbf{x} \in \mathcal{K}} B_R(\mathbf{x} | \mathbf{y}_{t+1})$$

- 7: **end for**
-

Both versions can be analysed to give roughly the same regret bounds as the RFTL algorithm. In light of what we will see next, this is not surprising: for linear cost functions, the RFTL and lazy-OMD algorithms are equivalent!

Thus, we get regret bounds for free for the lazy version. The agile version can be shown to attain similar regret bounds, and is in fact superior in certain settings that require adaptivity, though the latter issue is beyond our scope. The analysis of the agile version is, however, of independent interest and we give it below.

5.3.1 Equivalence of lazy OMD and RFTL

The OMD (lazy version) and RFTL are identical for linear cost functions, as we show next.

Lemma 5.5. *Let f_1, \dots, f_T be linear cost functions. The lazy OMD and RFTL algorithms produce identical predictions, i.e.,*

$$\arg \min_{\mathbf{x} \in \mathcal{K}} B_R(\mathbf{x} | \mathbf{y}_t) = \arg \min_{\mathbf{x} \in \mathcal{K}} \left(\eta \sum_{s=1}^{t-1} \nabla_s^\top \mathbf{x} + R(\mathbf{x}) \right).$$

Proof. First, observe that the unconstrained minimum

$$\mathbf{x}_t^* \triangleq \arg \min_{\mathbf{x} \in \mathbb{R}^n} \left\{ \sum_{s=1}^{t-1} \nabla_s^\top \mathbf{x} + \frac{1}{\eta} R(\mathbf{x}) \right\}$$

satisfies

$$\nabla R(\mathbf{x}_t^*) = -\eta \sum_{s=1}^{t-1} \nabla_s.$$

By definition, \mathbf{y}_t also satisfies the above equation, but since $R(\mathbf{x})$ is strictly convex, there is only one solution for the above equation and thus $\mathbf{y}_t = \mathbf{x}_t^*$. Hence,

$$\begin{aligned} B_R(\mathbf{x} | \mathbf{y}_t) &= R(\mathbf{x}) - R(\mathbf{y}_t) - (\nabla R(\mathbf{y}_t))^\top (\mathbf{x} - \mathbf{y}_t) \\ &= R(\mathbf{x}) - R(\mathbf{y}_t) + \eta \sum_{s=1}^{t-1} \nabla_s^\top (\mathbf{x} - \mathbf{y}_t). \end{aligned}$$

Since $R(\mathbf{y}_t)$ and $\sum_{s=1}^{t-1} \nabla_s^\top \mathbf{y}_t$ are independent of \mathbf{x} , it follows that $B_R(\mathbf{x} | \mathbf{y}_t)$ is minimized at the point \mathbf{x} that minimizes $R(\mathbf{x}) + \eta \sum_{s=1}^{t-1} \nabla_s^\top \mathbf{x}$ over \mathcal{K} which, in turn, implies that

$$\arg \min_{\mathbf{x} \in \mathcal{K}} B_R(\mathbf{x} | \mathbf{y}_t) = \arg \min_{\mathbf{x} \in \mathcal{K}} \left\{ \sum_{s=1}^{t-1} \nabla_s^\top \mathbf{x} + \frac{1}{\eta} R(\mathbf{x}) \right\}.$$

□

5.3.2 Regret bounds for Mirrored Descent

In this subsection we prove regret bounds for the agile version of the RFTL algorithm. The analysis is quite different than the one for the lazy version, and of independent interest.

Theorem 5.6. *The RFTL Algorithm 11 attains for every $\mathbf{u} \in \mathcal{K}$ the following bound on the regret:*

$$\text{regret}_T \leq \frac{\eta}{4} \sum_{t=1}^T \|\nabla_t\|_t^{*2} + \frac{R(\mathbf{u}) - R(\mathbf{x}_1)}{2\eta}.$$

If an upper bound on the local norms is known, i.e. $\|\nabla_t\|_t^* \leq G_R$ for all times t , then we can further optimize over the choice of η to obtain

$$\text{regret}_T \leq D_R G_R \sqrt{T}.$$

Proof. Since the functions \mathbf{f}_t are convex, for any $\mathbf{x}^* \in K$,

$$\mathbf{f}_t(\mathbf{x}_t) - \mathbf{f}_t(\mathbf{x}^*) \leq \nabla \mathbf{f}_t(\mathbf{x}_t)^\top (\mathbf{x}_t - \mathbf{x}^*).$$

The following property of Bregman divergences follows from the definition: for any vectors $\mathbf{x}, \mathbf{y}, \mathbf{z}$,

$$(\mathbf{x} - \mathbf{y})^\top (\nabla \mathcal{R}(\mathbf{z}) - \nabla \mathcal{R}(\mathbf{y})) = B_{\mathcal{R}}(\mathbf{x}, \mathbf{y}) - B_{\mathcal{R}}(\mathbf{x}, \mathbf{z}) + B_{\mathcal{R}}(\mathbf{y}, \mathbf{z}).$$

Combining both observations,

$$\begin{aligned} 2(\mathbf{f}_t(\mathbf{x}_t) - \mathbf{f}_t(\mathbf{x}^*)) &\leq 2\nabla \mathbf{f}_t(\mathbf{x}_t)^\top (\mathbf{x}_t - \mathbf{x}^*) \\ &= \frac{1}{\eta} (\nabla \mathcal{R}(\mathbf{y}_{t+1}) - \nabla \mathcal{R}(\mathbf{x}_t))^\top (\mathbf{x}^* - \mathbf{x}_t) \\ &= \frac{1}{\eta} [B_{\mathcal{R}}(\mathbf{x}^*, \mathbf{x}_t) - B_{\mathcal{R}}(\mathbf{x}^*, \mathbf{y}_{t+1}) + B_{\mathcal{R}}(\mathbf{x}_t, \mathbf{y}_{t+1})] \\ &\leq \frac{1}{\eta} [B_{\mathcal{R}}(\mathbf{x}^*, \mathbf{x}_t) - B_{\mathcal{R}}(\mathbf{x}^*, \mathbf{x}_{t+1}) + B_{\mathcal{R}}(\mathbf{x}_t, \mathbf{y}_{t+1})] \end{aligned}$$

where the last inequality follows from the generalized Pythagorean theorem, as \mathbf{x}_{t+1} is the projection w.r.t the Bregman divergence of \mathbf{y}_{t+1} and $\mathbf{x}^* \in K$ is in the convex set. Summing over all iterations,

$$\begin{aligned} 2\text{regret} &\leq \frac{1}{\eta} [B_{\mathcal{R}}(\mathbf{x}^*, \mathbf{x}_1) - B_{\mathcal{R}}(\mathbf{x}^*, \mathbf{x}_T)] + \sum_{t=1}^T \frac{1}{\eta} B_{\mathcal{R}}(\mathbf{x}_t, \mathbf{y}_{t+1}) \\ &\leq \frac{1}{\eta} D_R^2 + \sum_{t=1}^T \frac{1}{\eta} B_{\mathcal{R}}(\mathbf{x}_t, \mathbf{y}_{t+1}) \end{aligned} \quad (5.3)$$

We proceed to bound $B_{\mathcal{R}}(\mathbf{x}_t, \mathbf{y}_{t+1})$. By definition of Bregman divergence, and the generalized Cauchy-Schwartz inequality,

$$\begin{aligned} B_{\mathcal{R}}(\mathbf{x}_t, \mathbf{y}_{t+1}) + B_{\mathcal{R}}(\mathbf{y}_{t+1}, \mathbf{x}_t) &= (\nabla \mathcal{R}(\mathbf{x}_t) - \nabla \mathcal{R}(\mathbf{y}_{t+1}))^\top (\mathbf{x}_t - \mathbf{y}_{t+1}) \\ &= \eta \nabla \mathbf{f}_t(\mathbf{x}_t)^\top (\mathbf{x}_t - \mathbf{y}_{t+1}) \\ &\leq \eta \|\nabla \mathbf{f}_t(\mathbf{x}_t)\|_t^* \|\mathbf{x}_t - \mathbf{y}_{t+1}\|_t \\ &\leq \frac{1}{2} \eta^2 G_R^2 + \frac{1}{2} \|\mathbf{x}_t - \mathbf{y}_{t+1}\|_t^2. \end{aligned}$$

where in the last inequality follows from $(a - b)^2 \geq 0$. Thus, we have

$$B_{\mathcal{R}}(\mathbf{x}_t, \mathbf{y}_{t+1}) \leq \frac{1}{2}\eta^2 G_R^2 + \frac{1}{2}\|\mathbf{x}_t - \mathbf{y}_{t+1}\|_t^2 - B_{\mathcal{R}}(\mathbf{y}_{t+1}, \mathbf{x}_t) = \frac{1}{2}\eta^2 G_R^2.$$

Plugging back into Equation (5.3), and by non-negativity of the Bregman divergence, we get

$$\text{regret} \leq \frac{1}{2}\left[\frac{1}{\eta}D_R^2 + \frac{1}{2}\eta TG_R^2\right] \leq D_R G_R \sqrt{T},$$

by taking $\eta = \frac{D_R}{2\sqrt{T}G_R}$

□

5.4 Application and special cases

In this section we illustrate the generality of the regularization technique: we show how to derive the two most important and famous online algorithms—the online gradient descent algorithm and the online exponentiated gradient (based on the multiplicative update method)—from the RFTL meta-algorithm.

Other important special cases of the RFTL meta-algorithm are derived with matrix-norm regularization—namely, the von Neumann entropy function, and the log-determinant function, as well as self-concordant barrier regularization—which we shall explore in detail in the next chapter.

5.4.1 Deriving online gradient descent

To derive the online gradient descent algorithm, we take $R(\mathbf{x}) = \frac{1}{2}\|\mathbf{x} - \mathbf{x}_0\|_2^2$ for an arbitrary $\mathbf{x}_0 \in \mathcal{K}$. Projection with respect to this divergence is the standard Euclidean projection (see exercise 3), and in addition, $\nabla R(\mathbf{x}) = \mathbf{x} - \mathbf{x}_0$. Hence, the update rule for the OMD Algorithm 11 becomes:

$$\begin{aligned} \mathbf{x}_t &= \Pi_{\mathcal{K}}(\mathbf{y}_t), \quad \mathbf{y}_t = \mathbf{y}_{t-1} - \eta \nabla_{t-1} && \text{lazy version} \\ \mathbf{x}_t &= \Pi_{\mathcal{K}}(\mathbf{y}_t), \quad \mathbf{y}_t = \mathbf{x}_{t-1} - \eta \nabla_{t-1} && \text{agile version} \end{aligned}$$

The latter algorithm is exactly online gradient descent, as described in Algorithm 6 in Chapter 3. Furthermore, both variants are identical for the case in which \mathcal{K} is the unit ball (see exercise 4).

Theorem 5.2 gives us the following bound on the regret (where $D_R, \|\cdot\|_t$ are the diameter and local norm defined with respect to the regularizer R

as defined in the beginning of this chapter, and D is the Euclidean diameter as defined in chapter 2)

$$\text{regret}_T \leq \frac{1}{\eta} D_R^2 + 2\eta \sum_t \|\nabla_t\|_t^{*2} \leq \frac{1}{2\eta} D^2 + 2\eta \sum_t \|\nabla_t\|^2 \leq 2GD\sqrt{T},$$

where the second inequality follows since for $R(\mathbf{x}) = \frac{1}{2}\|\mathbf{x} - \mathbf{x}_0\|^2$ and the local norm $\|\cdot\|_t$ reduces to the Euclidean norm.

5.4.2 Deriving multiplicative updates

Let $R(\mathbf{x}) = \mathbf{x} \log \mathbf{x} = \sum_i \mathbf{x}_i \log \mathbf{x}_i$ be the negative entropy function, where $\log \mathbf{x}$ is to be interpreted elementwise. Then $\nabla R(\mathbf{x}) = \mathbf{1} + \log \mathbf{x}$, and hence the update rules for the OMD algorithm become:

$$\begin{aligned} \mathbf{x}_t &= \arg \min_{\mathbf{x} \in \mathcal{K}} B_R(\mathbf{x} \|\mathbf{y}_t), \quad \log \mathbf{y}_t = \log \mathbf{y}_{t-1} - \eta \nabla_{t-1} && \text{lazy version} \\ \mathbf{x}_t &= \arg \min_{\mathbf{x} \in \mathcal{K}} B_R(\mathbf{x} \|\mathbf{y}_t), \quad \log \mathbf{y}_t = \log \mathbf{x}_{t-1} - \eta \nabla_{t-1} && \text{agile version} \end{aligned}$$

With this choice of regularizer, a notable special case is the experts problem we encountered in §1.3, for which the decision set \mathcal{K} is the n -dimensional simplex $\Delta_n = \{\mathbf{x} \in \mathbb{R}_+^n \mid \sum_i \mathbf{x}_i = 1\}$. In this special case, the projection according to the negative entropy becomes scaling by the ℓ_1 norm (see exercise 5), which implies that both update rules amount to the same algorithm:

$$\mathbf{x}_{t+1}(i) = \frac{\mathbf{x}_t(i) \cdot e^{-\eta \nabla_t(i)}}{\sum_{j=1}^n \mathbf{x}_t(j) \cdot e^{-\eta \nabla_t(j)}},$$

which is exactly the Hedge algorithm from the first chapter!

Theorem 5.2 gives us the following bound on the regret:

$$\text{regret}_T \leq 2 \sqrt{2D_R^2 \sum_t \|\nabla_t\|_t^{*2}}.$$

If the costs per individual expert are in the range $[0, 1]$, it can be shown that

$$\|\nabla_t\|_t^* \leq \|\nabla_t\|_\infty \leq 1 = G_R.$$

In addition, when R is the negative entropy function, the diameter over the simplex can be shown to be bounded by $D_R^2 \leq \log n$ (see exercises), giving rise to the bound

$$\text{regret}_T \leq 2D_R G_R \sqrt{2T} \leq 2\sqrt{2T \log n}.$$

For an arbitrary range of costs, we obtain the exponentiated gradient algorithm described in Algorithm 12.

Algorithm 12 Exponentiated Gradient

```

1: Input: parameter  $\eta > 0$ .
2: Let  $\mathbf{y}_1 = \mathbf{1}$ ,  $\mathbf{x}_1 = \frac{\mathbf{y}_1}{\|\mathbf{y}_1\|_1}$ .
3: for  $t = 1$  to  $T$  do
4:   Predict  $\mathbf{x}_t$ .
5:   Observe  $f_t$ , update  $\mathbf{y}_{t+1}(i) = \mathbf{y}_t(i)e^{-\eta \nabla_t(i)}$  for all  $i \in [n]$ .
6:   Project:  $\mathbf{x}_{t+1} = \frac{\mathbf{y}_{t+1}}{\|\mathbf{y}_{t+1}\|_1}$ 
7: end for

```

The regret achieved by the exponentiated gradient algorithm can be bounded using the following corollary of Theorem 5.2:

Corollary 5.7. *The exponentiated gradient algorithm with gradients bounded by $\|\nabla_t\|_\infty \leq G_\infty$ and parameter $\eta = \sqrt{\frac{\log n}{2TG_\infty^2}}$ has regret bounded by*

$$\text{regret}_T \leq 2G_\infty \sqrt{2T \log n}.$$

5.5 Randomized regularization

The connection between stability in decision making and low regret has motivated our discussion of regularization thus far. However, this stability need not be achieved only using strongly convex regularization functions. An alternative method to achieve stability in decisions is by introducing randomization into the algorithm. In fact, historically, this method preceded methods based on strongly convex regularization (see bibliography).

In this section we first describe a deterministic algorithm for online convex optimization that is easily amenable to speedup via randomization. We then give an efficient randomized algorithm for the special case of OCO with linear losses.

Oblivious vs. adaptive adversaries. For simplicity, we consider ourselves in this section with a slightly restricted version of OCO. So far, we have not restricted the cost functions in any way, and they could depend on the choice of decision by the online learner. However, when dealing with randomized algorithms, this issue becomes a bit more subtle: can the cost functions depend on the randomness of the decision making algorithm

itself? Furthermore, when analyzing the regret, which is now a random variable, dependencies across different iterations require probabilistic machinery which adds little to the fundamental understanding of randomized OCO algorithms. To avoid these complications, we make the following assumption throughout this section: the cost functions $\{\mathbf{f}_t\}$ are adversarially chosen ahead of time, and do not depend on the actual decisions of the online learner. This version of OCO is called the *oblivious* setting, to distinguish it from the *adaptive* setting.

5.5.1 Perturbation for convex losses

The prediction in Algorithm 13 is according to a version of the follow-the-leader algorithm, augmented with an additional component of randomization. It is a deterministic algorithm that computes the expected decision according to a random variable. The random variable is the minimizer over the decision set according to the sum of gradients of the cost functions and an additional random vector.

In practice, the expectation need not be computed exactly. Estimation (via random sampling) up to a precision that depends linearly on the number of iterations would suffice.

The algorithm accepts as input a distribution \mathcal{D} over vectors in n -dimensional Euclidean space which we denote by $\mathbf{n} \in \mathbb{R}^n$. For $\sigma, L \in \mathbb{R}$, we say that a distribution \mathcal{D} is $(\sigma, L) = (\sigma_a, L_a)$ stable with respect to the norm $\|\cdot\|_a$ if

$$\mathbf{E}_{\mathbf{n} \sim \mathcal{D}} [\|\mathbf{n}\|_a^*] = \sigma_a,$$

and

$$\forall \mathbf{u}, \int_{\mathbf{n}} |\mathcal{D}(\mathbf{n}) - \mathcal{D}(\mathbf{n} - \mathbf{u})| d\mathbf{n} \leq L_a \|\mathbf{u}\|_a^*.$$

Here $\mathbf{n} \sim \mathcal{D}$ denotes a vector $\mathbf{n} \in \mathbb{R}^n$ sampled according to distribution \mathcal{D} , and $\mathcal{D}(\mathbf{x})$ denotes the measure assigned to \mathbf{x} according to \mathcal{D} . The subscript a is omitted if clear from the context.

The first parameter, σ , is related to the variance of \mathcal{D} , while the second, L , is a measure of the sensitivity of the distribution². For example, if \mathcal{D} is the uniform distribution over the hypercube $[0, 1]^n$, then it holds that (see exercises) for the Euclidean norm

$$\sigma_2 \leq \sqrt{n}, \quad L_2 \leq 1.$$

²In harmonic analysis of Boolean functions, a similar quantity is called “average sensitivity”.

Reusing notation from previous chapters, denote by $D = D_a$ the diameter of the set \mathcal{K} according to the norm $\|\cdot\|_a$, and by $D^* = D_a^*$ the diameter according to its dual norm. Similarly, denote by $G = G_a$ and $G^* = G_a^*$ an upper bound on the norm (and dual norm) of the gradients.

Algorithm 13 Follow-the-perturbed-leader for convex losses

- 1: Input: $\eta > 0$, distribution \mathcal{D} over \mathbb{R}^n , decision set $\mathcal{K} \subseteq \mathbb{R}^n$.
- 2: Let $\mathbf{x}_1 \in \mathcal{K}$ be arbitrary.
- 3: **for** $t = 1$ to T **do**
- 4: Predict \mathbf{x}_t .
- 5: Observe the loss function f_t , suffer loss $f_t(\mathbf{x}_t)$ and let $\nabla_t = \nabla f_t(\mathbf{x}_t)$.
- 6: Update

$$\mathbf{x}_{t+1} = \mathbf{E}_{\mathbf{n} \sim \mathcal{D}} \left[\arg \min_{\mathbf{x} \in \mathcal{K}} \left\{ \eta \sum_{s=1}^t \nabla_s^\top \mathbf{x} + \mathbf{n}^\top \mathbf{x} \right\} \right] \quad (5.4)$$

7: **end for**

Theorem 5.8. *Let the distribution \mathcal{D} be (σ, L) -stable with respect to norm $\|\cdot\|_a$. The FPL algorithm attains the following bound on the regret:*

$$\text{regret}_T \leq \eta D G^{*2} L T + \frac{1}{\eta} \sigma D.$$

We can further optimize over the choice of η to obtain

$$\text{regret}_T \leq 2LDG^* \sqrt{\sigma T}.$$

Proof. Define the random function g_0 as

$$g_0(\mathbf{x}) \triangleq \frac{1}{\eta} \mathbf{n}^\top \mathbf{x}.$$

It follows from Lemma 5.4 applied to the functions $\{g_t(\mathbf{x}) = \nabla_t^\top \mathbf{x}\}$ that

$$\mathbf{E} \left[\sum_{t=0}^T g_t(\mathbf{u}) \right] \geq \mathbf{E} \left[\sum_{t=0}^T g_t(\mathbf{x}_{t+1}) \right],$$

and thus,

$$\begin{aligned}
& \sum_{t=1}^T \nabla_t(\mathbf{x}_t - \mathbf{x}^*) \\
&= \sum_{t=1}^T g_t(\mathbf{x}_t) - \sum_{t=1}^T g_t(\mathbf{x}^*) \\
&\leq \sum_{t=1}^T g_t(\mathbf{x}_t) - \sum_{t=1}^T g_t(\mathbf{x}_{t+1}) + \mathbf{E}[g_0(\mathbf{x}^*) - g_0(\mathbf{x}_1)] \\
&\leq \sum_{t=1}^T \nabla_t(\mathbf{x}_t - \mathbf{x}_{t+1}) + \frac{1}{\eta} \mathbf{E}[\|\mathbf{n}\|^* \|\mathbf{x}^* - \mathbf{x}_1\|] \quad \text{Cauchy-Schwarz} \\
&\leq \sum_{t=1}^T \nabla_t(\mathbf{x}_t - \mathbf{x}_{t+1}) + \frac{1}{\eta} \sigma D.
\end{aligned}$$

Hence,

$$\begin{aligned}
& \sum_{t=1}^T f_t(\mathbf{x}_t) - \sum_{t=1}^T f_t(\mathbf{x}^*) \\
&\leq \sum_{t=1}^T \nabla_t^\top(\mathbf{x}_t - \mathbf{x}^*) \\
&\leq \sum_{t=1}^T \nabla_t^\top(\mathbf{x}_t - \mathbf{x}_{t+1}) + \frac{1}{\eta} \sigma D \quad \text{above} \\
&\leq G^* \sum_{t=1}^T \|\mathbf{x}_t - \mathbf{x}_{t+1}\| + \frac{1}{\eta} \sigma D. \quad \text{Cauchy-Schwarz} \quad (5.5)
\end{aligned}$$

We now argue that $\|\mathbf{x}_t - \mathbf{x}_{t+1}\| = O(\eta)$. Let

$$h_t(\mathbf{n}) = \arg \min_{\mathbf{x} \in \mathcal{K}} \left\{ \eta \sum_{s=1}^{t-1} \nabla_s^\top \mathbf{x} + \mathbf{n}^\top \mathbf{x} \right\},$$

and hence $\mathbf{x}_t = \mathbf{E}_{\mathbf{n} \sim \mathcal{D}}[h_t(\mathbf{n})]$. Recalling that $\mathcal{D}(\mathbf{n})$ denotes the measure of $\mathbf{n} \in \mathbb{R}^n$ according to \mathcal{D} , we can write:

$$\mathbf{x}_t = \int_{\mathbf{n} \in \mathbb{R}^n} h_t(\mathbf{n}) \mathcal{D}(\mathbf{n}) d\mathbf{n},$$

and:

$$\mathbf{x}_{t+1} = \int_{\mathbf{n} \in \mathbb{R}^n} h_t(\mathbf{n} + \eta \nabla_t) \mathcal{D}(\mathbf{n}) d\mathbf{n} = \int_{\mathbf{n} \in \mathbb{R}^n} h_t(\mathbf{n}) \mathcal{D}(\mathbf{n} - \eta \nabla_t) d\mathbf{n}.$$

Notice that $\mathbf{x}_t, \mathbf{x}_{t+1}$ may depend on each other. However, by linearity of expectation, we have that

$$\begin{aligned}
& \|\mathbf{x}_t - \mathbf{x}_{t+1}\| \\
&= \left\| \int_{\mathbf{n} \in \mathbb{R}^n} (h_t(\mathbf{n}) - h_t(\mathbf{n} + \eta \nabla_t)) \mathcal{D}(\mathbf{n}) d\mathbf{n} \right\| \\
&= \left\| \int_{\mathbf{n} \in \mathbb{R}^n} h_t(\mathbf{n}) (\mathcal{D}(\mathbf{n}) - \mathcal{D}(\mathbf{n} - \eta \nabla_t)) d\mathbf{n} \right\| \\
&= \left\| \int_{\mathbf{n} \in \mathbb{R}^n} (h_t(\mathbf{n}) - h_t(\mathbf{0})) (\mathcal{D}(\mathbf{n}) - \mathcal{D}(\mathbf{n} - \eta \nabla_t)) d\mathbf{n} \right\| \\
&\leq \int_{\mathbf{n} \in \mathbb{R}^n} \|h_t(\mathbf{n}) - h_t(\mathbf{0})\| |\mathcal{D}(\mathbf{n}) - \mathcal{D}(\mathbf{n} - \eta \nabla_t)| d\mathbf{n} \\
&\leq D \int_{\mathbf{n} \in \mathbb{R}^n} |\mathcal{D}(\mathbf{n}) - \mathcal{D}(\mathbf{n} - \eta \nabla_t)| d\mathbf{n} \quad \text{since } \|\mathbf{x}_t - h_t(\mathbf{0})\| \leq D \\
&\leq DL \cdot \eta \|\nabla_t\|^* \leq \eta DLG^*. \quad \text{since } \mathcal{D} \text{ is } (\sigma, L)\text{-stable.}
\end{aligned}$$

Substituting this bound back into (5.5) we have

$$\sum_{t=1}^T f_t(\mathbf{x}_t) - \sum_{t=1}^T f_t(\mathbf{x}^*) \leq \eta LDG^{*2}T + \frac{1}{\eta} \sigma D.$$

□

For the choice of \mathcal{D} as the uniform distribution over the unit hypercube $[0, 1]^n$, which has parameters $\sigma_2 \leq \sqrt{n}$ and $L_2 \leq 1$ for the Euclidean norm, the optimal choice of η gives a regret bound of $DGn^{1/4}\sqrt{T}$. This is a factor $n^{1/4}$ worse than the online gradient descent regret bound of Theorem 3.1. For certain decision sets \mathcal{K} a better choice of distribution \mathcal{D} results in near-optimal regret bounds.

5.5.2 Perturbation for linear cost functions

The case of linear cost functions $f_t(\mathbf{x}) = \mathbf{g}_t^\top \mathbf{x}$ is of particular interest in the context of randomized regularization. Denote

$$w_t(\mathbf{n}) = \arg \min_{\mathbf{x} \in \mathcal{K}} \left\{ \eta \sum_{s=1}^t \mathbf{g}_s^\top \mathbf{x} + \mathbf{n}^\top \mathbf{x} \right\}$$

By linearity of expectation, we have that

$$f_t(\mathbf{x}_t) = f_t(\mathbf{E}_{\mathbf{n} \sim \mathcal{D}}[w_t(\mathbf{n})]) = \mathbf{E}_{\mathbf{n} \sim \mathcal{D}}[f_t(w_t(\mathbf{n}))].$$

Thus, instead of computing \mathbf{x}_t precisely, we can sample a single vector $\mathbf{n}_0 \sim \mathcal{D}$, and use it to compute $\hat{\mathbf{x}}_t = w_t(\mathbf{n}_0)$, as illustrated in Algorithm 14.

Algorithm 14 FPL for linear losses

- 1: Input: $\eta > 0$, distribution \mathcal{D} over \mathbb{R}^n , decision set $\mathcal{K} \subseteq \mathbb{R}^n$.
- 2: Sample $\mathbf{n}_0 \sim \mathcal{D}$. Let $\hat{\mathbf{x}}_1 \in \arg \min_{\mathbf{x} \in \mathcal{K}} \{-\mathbf{n}_0^\top \mathbf{x}\}$.
- 3: **for** $t = 1$ to T **do**
- 4: Predict $\hat{\mathbf{x}}_t$.
- 5: Observe the linear loss function, suffer loss $\mathbf{g}_t^\top \mathbf{x}_t$.
- 6: Update

$$\hat{\mathbf{x}}_t = \arg \min_{\mathbf{x} \in \mathcal{K}} \left\{ \eta \sum_{s=1}^{t-1} \mathbf{g}_s^\top \mathbf{x} + \mathbf{n}_0^\top \mathbf{x} \right\}$$

7: **end for**

By the above arguments, we have that the expected regret for the random variables $\hat{\mathbf{x}}_t$ is the same as that for \mathbf{x}_t . We obtain the following Corollary:

Corollary 5.9.

$$\mathbf{E}_{\mathbf{n}_0 \sim \mathcal{D}} \left[\sum_{t=1}^T f_t(\hat{\mathbf{x}}_t) - \sum_{t=1}^T f_t(\mathbf{x}^*) \right] \leq \eta L D G^{*2} T + \frac{1}{\eta} \sigma D.$$

The main advantage of this algorithm is computational: with a single linear optimization step over the decision set \mathcal{K} (which does not even have to be convex!), we attain near optimal expected regret bounds.

5.5.3 Follow-the-perturbed-leader for expert advice

An interesting special case (and in fact the first use of perturbation in decision making) is that of non-negative linear cost functions over the unit n -dimensional simplex with costs bounded by one, or the problem of prediction of expert advice we have considered in Chapter 1.

Algorithm 14 applied to the probability simplex and with exponentially distributed noise is known as the follow-the-perturbed-leader for prediction from expert advice method. We spell it out in Algorithm 15.

Algorithm 15 FPL for prediction from expert advice

-
- 1: Input: $\eta > 0$
 - 2: Draw n exponentially distributed variables $\mathbf{n}(i) \sim e^{-\eta x}$.
 - 3: Let $\mathbf{x}_1 = \arg \min_{\mathbf{e}_i \in \Delta_n} \{-\mathbf{e}_i^\top \mathbf{x}\}$.
 - 4: **for** $t = 1$ to T **do**
 - 5: Predict using expert i_t such that $\hat{\mathbf{x}}_t = \mathbf{e}_{i_t}$
 - 6: Observe the loss vector and suffer loss $\mathbf{g}_t^\top \hat{\mathbf{x}}_t = \mathbf{g}_t(i_t)$
 - 7: Update (w.l.o.g. choose $\hat{\mathbf{x}}_{t+1}$ to be a vertex)

$$\hat{\mathbf{x}}_{t+1} = \arg \min_{\mathbf{x} \in \Delta_n} \left\{ \sum_{s=1}^t \mathbf{g}_s^\top \mathbf{x} - \mathbf{n}^\top \mathbf{x} \right\}$$

8: **end for**

Notice that we take the perturbation to be distributed according to the one-sided negative exponential distribution, i.e., $\mathbf{n}(i) \sim e^{-\eta x}$, or more precisely

$$\Pr[\mathbf{n}(i) \leq x] = 1 - e^{-\eta x} \quad \forall x \geq 0.$$

Corollary 5.9 gives regret bounds that are suboptimal for this special case, thus we give here an alternative analysis that gives tight bounds up to constants amounting to the following theorem.

Theorem 5.10. *Algorithm 15 outputs a sequence of predictions $\hat{\mathbf{x}}_1, \dots, \hat{\mathbf{x}}_T \in \Delta_n$ such that:*

$$(1 - \eta) \mathbf{E} \left[\sum_t \mathbf{g}_t^\top \hat{\mathbf{x}}_t \right] \leq \min_{\mathbf{x}^* \in \Delta_n} \sum_t \mathbf{g}_t^\top \mathbf{x}^* + \frac{4 \log n}{\eta}.$$

Notice that as a special case of the above theorem, choosing $\eta = \sqrt{\frac{\log n}{T}}$ yields a regret bound of

$$\text{regret}_T = O(\sqrt{T \log n}),$$

which is equivalent up to constant factors to the guarantee given for the Hedge algorithm in Theorem 1.5.

Proof. We start with the same analysis technique throughout this chapter: let $\mathbf{g}_0 = -\mathbf{n}$. It follows from Lemma 5.4 applied to the functions $\{f_t(\mathbf{x}) = \mathbf{g}_t^\top \mathbf{x}\}$ that

$$\mathbf{E} \left[\sum_{t=0}^T \mathbf{g}_t^\top \mathbf{u} \right] \geq \mathbf{E} \left[\sum_{t=0}^T \mathbf{g}_t^\top \hat{\mathbf{x}}_{t+1} \right],$$

and thus,

$$\begin{aligned}
\mathbf{E} \left[\sum_{t=1}^T \mathbf{g}_t^\top (\hat{\mathbf{x}}_t - \mathbf{x}^*) \right] &\leq \mathbf{E} \left[\sum_{t=1}^T \mathbf{g}_t^\top (\hat{\mathbf{x}}_t - \hat{\mathbf{x}}_{t+1}) \right] + \mathbf{E}[\mathbf{g}_0^\top (\mathbf{x}^* - \mathbf{x}_1)] \\
&\leq \mathbf{E} \left[\sum_{t=1}^T \mathbf{g}_t^\top (\hat{\mathbf{x}}_t - \hat{\mathbf{x}}_{t+1}) \right] + \mathbf{E}[\|\mathbf{n}\|_\infty \|\mathbf{x}^* - \mathbf{x}_1\|_1] \\
&\leq \sum_{t=1}^T \mathbf{E} \left[\mathbf{g}_t^\top (\hat{\mathbf{x}}_t - \hat{\mathbf{x}}_{t+1}) \mid \hat{\mathbf{x}}_t \right] + \frac{4}{\eta} \log n, \quad (5.6)
\end{aligned}$$

where the second inequality follows by the generalized Cauchy-Schwarz inequality, and the last inequality follows since (see exercises)

$$\mathbf{E}_{\mathbf{n} \sim \mathcal{D}} [\|\mathbf{n}\|_\infty] \leq \frac{2 \log n}{\eta}.$$

We proceed to bound $\mathbf{E}[\mathbf{g}_t^\top (\hat{\mathbf{x}}_t - \hat{\mathbf{x}}_{t+1}) \mid \hat{\mathbf{x}}_t]$, which is naturally bounded by the probability that $\hat{\mathbf{x}}_t$ is not equal to $\hat{\mathbf{x}}_{t+1}$ multiplied by the maximum value that \mathbf{g}_t can attain (i.e., its ℓ_∞ norm):

$$\mathbf{E}[\mathbf{g}_t^\top (\hat{\mathbf{x}}_t - \hat{\mathbf{x}}_{t+1}) \mid \hat{\mathbf{x}}_t] \leq \|\mathbf{g}_t\|_\infty \cdot \Pr[\hat{\mathbf{x}}_t \neq \hat{\mathbf{x}}_{t+1} \mid \hat{\mathbf{x}}_t] \leq \Pr[\hat{\mathbf{x}}_t \neq \hat{\mathbf{x}}_{t+1} \mid \hat{\mathbf{x}}_t].$$

Above we have that $\|\mathbf{g}_t\|_\infty \leq 1$ by assumption that the losses are bounded by one.

To bound the latter, notice that the probability $\hat{\mathbf{x}}_t = \mathbf{e}_{i_t}$ is the leader at time t is the probability that $-\mathbf{n}(i_t) > v$ for some value v that depends on the entire loss sequence till now. On the other hand, given $\hat{\mathbf{x}}_t$, we have that $\hat{\mathbf{x}}_{t+1} = \hat{\mathbf{x}}_t$ remains the leader if $-\mathbf{n}(i_t) > v + \mathbf{g}_t(i_t)$, since it was a leader by a margin of more than the cost it will suffer. Thus,

$$\begin{aligned}
\Pr[\hat{\mathbf{x}}_t \neq \hat{\mathbf{x}}_{t+1} \mid \hat{\mathbf{x}}_t] &= 1 - \Pr[-\mathbf{n}(i_t) > v + \mathbf{g}_t(i_t) \mid -\mathbf{n}(i_t) > v] \\
&= 1 - \frac{\int_{v+\mathbf{g}_t(i_t)}^{\infty} \eta e^{-\eta x}}{\int_v^{\infty} \eta e^{-\eta x}} \\
&= 1 - e^{-\eta \mathbf{g}_t(i_t)} \\
&\leq \eta \mathbf{g}_t(i_t) = \eta \mathbf{g}_t^\top \hat{\mathbf{x}}_t.
\end{aligned}$$

Substituting this bound back into (5.6) we have

$$\mathbf{E}[\sum_{t=1}^T \mathbf{g}_t^\top (\hat{\mathbf{x}}_t - \mathbf{x}^*)] \leq \eta \sum_t \mathbf{E}[\mathbf{g}_t^\top \hat{\mathbf{x}}_t] + \frac{4 \log n}{\eta},$$

which simplifies to the Theorem. \square

5.6 * Optimal regularization

Thus far we have introduced regularization as a general methodology for deriving online convex optimization algorithms. The main theorem of this chapter, Theorem 5.2, bounds the regret of the RFTL algorithm for any strongly convex regularizer as

$$\text{regret}_T \leq \max_{\mathbf{u} \in \mathcal{K}} \sqrt{2 \sum_t \|\nabla_t\|_t^2 B_R(\mathbf{u}|\mathbf{x}_1)}.$$

In addition, we have seen how to derive the online gradient descent and the multiplicative weights algorithms as special cases of the RFTL methodology. But are there other special cases of interest, besides these two basic algorithms, that warrant such general and abstract treatment?

There are surprisingly few cases of interest besides the Euclidean and Entropic regularizations and their matrix analogues³. However, in this chapter we will give some justification of the abstract treatment of regularization.

Our treatment is motivated by the following question: thus far we have thought of R as a strongly convex function. But which strongly convex function should we choose to minimize regret? This is a deep and difficult question which has been considered in the optimization literature since its early developments. Naturally, the optimal regularization should depend on both the convex underlying decision set, as well as the actual cost functions (see exercises for a natural candidate of a regularization function that depends on the convex decision set).

We shall treat this question no differently than we treat other optimization problems throughout this manuscript itself: we'll learn the optimal regularization online! That is, a regularizer that adapts to the sequence of cost functions and is in a sense the “optimal” regularization to use in hindsight.

To be more formal, let us consider the set of all strongly convex regularization functions with a fixed and bounded Hessian in the set

$$\forall \mathbf{x} \in \mathcal{K} . \nabla^2 R(\mathbf{x}) = \nabla^2 \in \mathcal{H} \triangleq \{X \in \mathbb{R}^{n \times n} ; \mathbf{Tr}(X) \leq 1 , X \succcurlyeq 0\}$$

The set \mathcal{H} is a restricted class of regularization functions (which does not include the entropic regularization). However, it is a general enough class to capture online gradient descent along with any rotation of the Euclidean regularization.

³One such example is the self-concordant barrier regularization which we shall explore in the next chapter.

Algorithm 16 AdaGrad

-
- 1: Input: parameters $\eta, \mathbf{x}_1 \in \mathcal{K}$.
 - 2: Initialize: $S_0 = G_0 = \mathbf{0}$,
 - 3: **for** $t = 1$ to T **do**
 - 4: Predict \mathbf{x}_t , suffer loss $f_t(\mathbf{x}_t)$.
 - 5: Update:

$$S_t = S_{t-1} + \nabla_t \nabla_t^\top, \quad G_t = S_t^{1/2}$$

$$\mathbf{y}_{t+1} = \mathbf{x}_t - \eta G_t^{-1} \nabla_t$$

$$\mathbf{x}_{t+1} = \arg \min_{\mathbf{x} \in \mathcal{K}} \|\mathbf{y}_{t+1} - \mathbf{x}\|_{G_t}^2$$

- 6: **end for**
-

The problem of learning the optimal regularization has given rise to Algorithm 16, known as the AdaGrad (Adaptive subGradient method) algorithm. In the algorithm definition and throughout this chapter, the notation A^{-1} refers to the Moore-Penrose pseudoinverse of the matrix A . Perhaps surprisingly, the regret of AdaGrad is at most a constant factor larger than the minimum regret of all RFTL algorithm with regularization functions whose Hessian is fixed and belongs to the class \mathcal{H} . The regret bound on AdaGrad is formally stated in the following theorem.

Theorem 5.11. *Let $\{\mathbf{x}_t\}$ be defined by Algorithm 16 with parameters $\eta = D$, where*

$$D = \max_{\mathbf{u} \in \mathcal{K}} \|\mathbf{u} - \mathbf{x}_1\|_2.$$

Then for any $\mathbf{x}^ \in \mathcal{K}$,*

$$\text{regret}_T(\text{AdaGrad}) \leq 2D \sqrt{\min_{H \in \mathcal{H}} \sum_t \|\nabla_t\|_H^2}. \quad (5.7)$$

Before proving this theorem, notice that it delivers on one of the promised accounts: comparing to the bound of Theorem 5.2 and ignoring the diameter D and dimensionality, the regret bound is as good as the regret of RFTL for the class of regularization functions.

We proceed to prove Theorem 5.11. First, we give a structural result which explicitly gives the optimal regularization as a function of the gradients of the cost functions. For a proof see the exercises.

Proposition 5.12. *Let $A \succcurlyeq 0$. The minimizer of the following minimization problem:*

$$\begin{aligned} \min_X \quad & \mathbf{Tr}(X^{-1}A) \\ \text{subject to } & X \succcurlyeq 0 \\ & \mathbf{Tr}(X) \leq 1, \end{aligned}$$

is $X = A^{1/2}/\mathbf{Tr}(A^{1/2})$, and the minimum objective value is $\mathbf{Tr}^2(A^{1/2})$.

A direct corollary of this proposition is that

Corollary 5.13.

$$\begin{aligned} \sqrt{\min_{H \in \mathcal{H}} \sum_t \|\nabla_t\|_H^{*2}} &= \sqrt{\min_{H \in \mathcal{H}} \mathbf{Tr}(H^{-1} \sum_t \nabla_t \nabla_t^\top)} \\ &= \mathbf{Tr} \sqrt{\sum_t \nabla_t \nabla_t^\top} = \mathbf{Tr}(G_T) \end{aligned}$$

Hence, to prove Theorem 5.11, it suffices to prove the following lemma.

Lemma 5.14.

$$\text{regret}_T(\text{AdaGrad}) \leq 2D \mathbf{Tr}(G_T) = 2D \sqrt{\min_{H \in \mathcal{H}} \sum_t \|\nabla_t\|_H^{*2}}.$$

Proof. By the definition of \mathbf{y}_{t+1} :

$$\mathbf{y}_{t+1} - \mathbf{x}^* = \mathbf{x}_t - \mathbf{x}^* - \eta G_t^{-1} \nabla_t, \quad (5.8)$$

and

$$G_t(\mathbf{y}_{t+1} - \mathbf{x}^*) = G_t(\mathbf{x}_t - \mathbf{x}^*) - \eta \nabla_t. \quad (5.9)$$

Multiplying the transpose of (5.8) by (5.9) we get

$$\begin{aligned} (\mathbf{y}_{t+1} - \mathbf{x}^*)^\top G_t(\mathbf{y}_{t+1} - \mathbf{x}^*) &= \\ (\mathbf{x}_t - \mathbf{x}^*)^\top G_t(\mathbf{x}_t - \mathbf{x}^*) - 2\eta \nabla_t^\top (\mathbf{x}_t - \mathbf{x}^*) + \eta^2 \nabla_t^\top G_t^{-1} \nabla_t. \end{aligned} \quad (5.10)$$

Since \mathbf{x}_{t+1} is the projection of \mathbf{y}_{t+1} in the norm induced by G_t , we have (see §2.1.1)

$$(\mathbf{y}_{t+1} - \mathbf{x}^*)^\top G_t(\mathbf{y}_{t+1} - \mathbf{x}^*) = \|\mathbf{y}_{t+1} - \mathbf{x}^*\|_{G_t}^2 \geq \|\mathbf{x}_{t+1} - \mathbf{x}^*\|_{G_t}^2.$$

This inequality is the reason for using generalized projections as opposed to standard projections, which were used in the analysis of online gradient descent (see §3.1 Equation (3.2)). This fact together with (5.10) gives

$$\nabla_t^\top (\mathbf{x}_t - \mathbf{x}^*) \leq \frac{\eta}{2} \nabla_t^\top G_t^{-1} \nabla_t + \frac{1}{2\eta} (\|\mathbf{x}_t - \mathbf{x}^*\|_{G_t}^2 - \|\mathbf{x}_{t+1} - \mathbf{x}^*\|_{G_t}^2).$$

Now, summing up over $t = 1$ to T we get that

$$\begin{aligned} \sum_{t=1}^T \nabla_t^\top (\mathbf{x}_t - \mathbf{x}^*) &\leq \frac{\eta}{2} \sum_{t=1}^T \nabla_t^\top G_t^{-1} \nabla_t + \frac{1}{2\eta} \|\mathbf{x}_1 - \mathbf{x}^*\|_{G_0}^2 & (5.11) \\ &+ \frac{1}{2\eta} \sum_{t=1}^T \left(\|\mathbf{x}_t - \mathbf{x}^*\|_{G_t}^2 - \|\mathbf{x}_t - \mathbf{x}^*\|_{G_{t-1}}^2 \right) - \frac{1}{2\eta} \|\mathbf{x}_{T+1} - \mathbf{x}^*\|_{G_T}^2 \\ &\leq \frac{\eta}{2} \sum_{t=1}^T \nabla_t^\top G_t^{-1} \nabla_t + \frac{1}{2\eta} \sum_{t=1}^T (\mathbf{x}_t - \mathbf{x}^*)^\top (G_t - G_{t-1}) (\mathbf{x}_t - \mathbf{x}^*). \end{aligned}$$

In the last inequality we use the fact that $G_0 = \mathbf{0}$. We proceed to bound each of the terms above separately.

Lemma 5.15. *With S_t, G_t as defined in Algorithm 16,*

$$\sum_{t=1}^T \nabla_t^\top G_t^{-1} \nabla_t \leq 2 \sum_{t=1}^T \nabla_t^\top G_T^{-1} \nabla_t \leq 2 \mathbf{Tr}(G_T).$$

Proof. We prove the lemma by induction. The base case follows since

$$\begin{aligned} \nabla_1^\top G_1^{-1} \nabla_1 &= \mathbf{Tr}(G_1^{-1} \nabla_1 \nabla_1^\top) \\ &= \mathbf{Tr}(G_1^{-1} G_1^2) \\ &= \mathbf{Tr}(G_1). \end{aligned}$$

Assuming the lemma holds for $T-1$, we get by the inductive hypothesis

$$\begin{aligned} \sum_{t=1}^T \nabla_t^\top G_t^{-1} \nabla_t &\leq 2 \mathbf{Tr}(G_{T-1}) + \nabla_T^\top G_T^{-1} \nabla_T \\ &= 2 \mathbf{Tr}((G_T^2 - \nabla_T \nabla_T^\top)^{1/2}) + \mathbf{Tr}(G_T^{-1} \nabla_T \nabla_T^\top) \\ &\leq 2 \mathbf{Tr}(G_T). \end{aligned}$$

Here, the last inequality is due to the matrix inequality for positive definite matrices $A \succcurlyeq B \succ 0$ (see exercises):

$$2 \mathbf{Tr}((A - B)^{1/2}) + \mathbf{Tr}(A^{-1/2} B) \leq 2 \mathbf{Tr}(A^{1/2}).$$

□

Lemma 5.16.

$$\sum_{t=1}^T (\mathbf{x}_t - \mathbf{x}^*)^\top (G_t - G_{t-1}) (\mathbf{x}_t - \mathbf{x}^*) \leq D^2 \mathbf{Tr}(G_T).$$

Proof. By definition $S_t \succcurlyeq S_{t-1}$, and hence $G_t \succcurlyeq G_{t-1}$. Thus,

$$\begin{aligned} & \sum_{t=1}^T (\mathbf{x}_t - \mathbf{x}^*)^\top (G_t - G_{t-1}) (\mathbf{x}_t - \mathbf{x}^*) \\ & \leq \sum_{t=1}^T D^2 \lambda_{\max}(G_t - G_{t-1}) \\ & \leq D^2 \sum_{t=1}^T \mathbf{Tr}(G_t - G_{t-1}) \quad A \succcurlyeq 0 \Rightarrow \lambda_{\max}(A) \leq \mathbf{Tr}(A) \\ & = D^2 \sum_{t=1}^T (\mathbf{Tr}(G_t) - \mathbf{Tr}(G_{t-1})) \quad \text{linearity of the trace} \\ & \leq D^2 \mathbf{Tr}(G_T). \end{aligned}$$

□

Plugging both lemmas into Equation (5.11), we obtain

$$\sum_{t=1}^T \nabla_t^\top (\mathbf{x}_t - \mathbf{x}^*) \leq \eta \mathbf{Tr}(G_T) + \frac{1}{2\eta} D^2 \mathbf{Tr}(G_T) \leq 2D \mathbf{Tr}(G_T).$$

□

5.7 Exercises

1. (a) Show that the dual norm to a matrix norm given by $A \succ 0$ corresponds to the matrix norm of A^{-1} .
 (b) Prove the generalized Cauchy-Schwarz inequality for any norm, i.e.,

$$\langle \mathbf{x}, \mathbf{y} \rangle \leq \|\mathbf{x}\| \|\mathbf{y}\|^*$$

2. Prove that the Bregman divergence is equal to the local norm at an intermediate point, that is:

$$B_R(\mathbf{x}|\mathbf{y}) = \frac{1}{2} \|\mathbf{x} - \mathbf{y}\|_{\mathbf{z}}^2,$$

where $\mathbf{z} \in [\mathbf{x}, \mathbf{y}]$ and the interval $[\mathbf{x}, \mathbf{y}]$ is defined as

$$[\mathbf{x}, \mathbf{y}] = \{\mathbf{v} = \alpha \mathbf{x} + (1 - \alpha) \mathbf{y}, \alpha \in [0, 1]\}$$

3. Let $R(\mathbf{x}) = \frac{1}{2} \|\mathbf{x} - \mathbf{x}_0\|^2$ be the (shifted) Euclidean regularization function. Prove that the corresponding Bregman divergence is the Euclidean metric. Conclude that projections with respect to this divergence are standard Euclidean projections.
4. Prove that both agile and lazy versions of the OMD meta-algorithm are equivalent in the case that the regularization is Euclidean and the decision set is the Euclidean ball.
5. For this problem the decision set is the n -dimensional simplex. Let $R(\mathbf{x}) = \mathbf{x} \log \mathbf{x}$ be the negative entropy regularization function. Prove that the corresponding Bregman divergence is the relative entropy, and prove that the diameter D_R of the n -dimensional simplex with respect to this function is bounded by $\log n$. Show that projections with respect to this divergence over the simplex amounts to scaling by the ℓ_1 norm.
6. Prove that for the uniform distribution \mathcal{D} over the unit hypercube $[0, 1]^n$, the parameters σ, L defined in §5.5 with respect to the Euclidean norm can be bounded as $\sigma < \sqrt{n}$, $L \leq 1$.
7. Let \mathcal{D} be a one-sided multi-dimensional exponential distribution, such that a vector $\mathbf{n} \sim \mathcal{D}$ is distributed over each coordinate exponentially:

$$\Pr[\mathbf{n}_i \leq x] = 1 - e^{-x} \quad \forall i \in [n], x \geq 0.$$

Prove that

$$\mathbf{E}_{\mathbf{n} \sim \mathcal{D}} [\|\mathbf{n}\|_{\infty}] \leq 2 \log n.$$

(Hint: use the Chernoff bound)

Extra credit: prove that $\mathbf{E}_{\mathbf{n} \sim \mathcal{D}} [\|\mathbf{n}\|_{\infty}] = H_n$, where H_n is the n -th harmonic number.

8. * A set $\mathcal{K} \subseteq \mathbb{R}^d$ is symmetric if $\mathbf{x} \in \mathcal{K}$ implies $-\mathbf{x} \in \mathcal{K}$. Symmetric sets gives rise to a natural definition of a norm. Define the function $\|\cdot\|_{\mathcal{K}} : \mathbb{R}^d \mapsto \mathbb{R}$ as

$$\|\mathbf{x}\|_{\mathcal{K}} = \arg \min_{\alpha > 0} \left\{ \frac{1}{\alpha} \mathbf{x} \in \mathcal{K} \right\}$$

Prove that $\|\cdot\|_{\mathcal{K}}$ is a norm if and only if \mathcal{K} is convex.

9. ** Prove a lower bound of $\Omega(T)$ on the regret of the RFTL algorithm with $\|\cdot\|_{\mathcal{K}}$ as a regularizer.
10. * Prove that for positive definite matrices $A \succcurlyeq B \succ 0$ it holds that
- $A^{1/2} \succcurlyeq B^{1/2}$
 - $2\mathbf{Tr}((A - B)^{1/2}) + \mathbf{Tr}(A^{-1/2}B) \leq 2\mathbf{Tr}(A^{1/2})$.
11. * Consider the following minimization problem where $A \succ 0$:

$$\begin{aligned} \min_X \quad & \mathbf{Tr}(X^{-1}A) \\ \text{subject to} \quad & X \succ 0 \\ & \mathbf{Tr}(X) \leq 1. \end{aligned}$$

Prove that its minimizer is given by $X = A^{1/2} / \mathbf{Tr}(A^{1/2})$, and the minimum is obtained at $\mathbf{Tr}^2(A^{1/2})$.

5.8 Bibliographic Remarks

Regularization in the context of online learning was first studied in [48] and [67]. The influential paper of Kalai and Vempala [63] coined the term “follow-the-leader” and introduced many of the techniques that followed in OCO. The latter paper studies random perturbation as a regularization and analyzes the follow-the-perturbed-leader algorithm, following an early development by [49] that was overlooked in learning for many years.

In the context of OCO, the term follow-the-regularized-leader was coined in [99, 96], and at roughly the same time an essentially identical algorithm was called “RFTL” in [2]. The equivalence of RFTL and Online Mirrored Descent was observed by [55]. The AdaGrad algorithm was introduced in [38, 37], its diagonal version was also discovered in parallel in [75]. Adaptive regularization has received much attention recently, see e.g., [82].

There is a strong connection between randomized perturbation and deterministic regularization. For some special cases, adding randomization can be thought of as a special case of deterministic strongly convex regularization, see [3, 4].

Chapter 6

Bandit Convex Optimization

In many real-world scenarios the feedback available to the decision maker is noisy, partial or incomplete. Such is the case in online routing in data networks, in which an online decision maker iteratively chooses a path through a known network, and her loss is measured by the length (in time) of the path chosen. In data networks, the decision maker can measure the RTD (round trip delay) of a packet through the network, but rarely has access to the congestion pattern of the entire network.

Another useful example is that of online ad placement in web search. The decision maker iteratively chooses an ordered set of ads from an existing pool. Her payoff is measured by the viewer's response—if the user clicks a certain ad, a payoff is generated according to the weight assigned to the particular ad. In this scenario, the search engine can inspect which ads were clicked through, but cannot know whether different ads, had they been chosen to be displayed, would have been clicked through or not.

The examples above can readily be modeled in the OCO framework, with the underlying sets being the convex hull of decisions. The pitfall of the general OCO model is the feedback; it is unrealistic to expect that the decision maker has access to a gradient oracle at any point in the space for every iteration of the game.

6.1 The BCO setting

The Bandit Convex Optimization (short: BCO) model is identical to the general OCO model we have explored in previous chapters with the only difference being the feedback available to the decision maker.

To be more precise, the BCO framework can be seen as a structured repeated game. The protocol of this learning framework is as follows: At iteration t , the online player chooses $\mathbf{x}_t \in \mathcal{K}$. After committing to this choice, a convex cost function $f_t \in \mathcal{F} : \mathcal{K} \mapsto \mathbb{R}$ is revealed. Here \mathcal{F} is the bounded family of cost functions available to the adversary. The cost incurred to the online player is the value of the cost function at the point she committed to $f_t(\mathbf{x}_t)$. As opposed to the OCO model, in which the decision maker has access to a gradient oracle for f_t over \mathcal{K} , in BCO **the loss $f_t(\mathbf{x}_t)$ is the only feedback available to the online player at iteration t** . In particular, the decision maker does not know the loss had she chosen a different point $\mathbf{x} \in \mathcal{K}$ at iteration t .

As before, let T denote the total number of game iterations (i.e., predictions and their incurred loss). Let \mathcal{A} be an algorithm for BCO, which maps a certain game history to a decision in the decision set. We formally define the regret of \mathcal{A} that predicted x_1, \dots, x_T to be

$$\text{regret}_T(\mathcal{A}) = \sup_{\{f_1, \dots, f_T\} \subseteq \mathcal{F}} \left\{ \sum_{t=1}^T f_t(\mathbf{x}_t) - \min_{\mathbf{x} \in \mathcal{K}} \sum_{t=1}^T f_t(\mathbf{x}) \right\}.$$

6.2 The Multi Armed Bandit (MAB) problem

A classical model for decision making under uncertainty is the multi-armed bandit (MAB) model. The term MAB nowadays refers to a multitude of different variants and sub-scenarios that are too large to survey. This section addresses perhaps the simplest variant—the non-stochastic MAB problem—which is defined as follows:

Iteratively, a decision maker chooses between n different actions $i_t \in \{1, 2, \dots, n\}$, while, at the same time, an adversary assigns each action a loss in the range $[0, 1]$. The decision maker receives the loss for i_t and observes this loss, and nothing else. The goal of the decision maker is to minimize her regret.

The reader undoubtedly observes this setting is identical to the setting of prediction from expert advice, the only difference being the feedback available to the decision maker: whereas in the expert setting the decision maker can observe the payoffs or losses for all experts in retrospect, in the MAB setting, only the losses of the decisions actually chosen are known.

It is instructive to explicitly model this problem as a special case of BCO. Take the decision set to be the set of all distributions over n actions, i.e., $\mathcal{K} = \Delta_n$ is the n -dimensional simplex. The loss function is taken to be the

linearization of the costs of the individual actions, that is:

$$f_t(\mathbf{x}) = \ell_t^\top \mathbf{x} = \sum_{i=1}^n \ell_t(i) \mathbf{x}(i) \quad \forall \mathbf{x} \in \mathcal{K},$$

where $\ell_t(i)$ is the loss associated with the i 'th action at the t 'th iteration. Thus, the cost functions are linear functions in the BCO model.

The MAB problem exhibits an exploration-exploitation tradeoff: an efficient (low regret) algorithm has to explore the value of the different actions in order to make the best decision. On the other hand, having gained sufficient information about the environment, a reasonable algorithm needs to exploit this action by picking the best action.

The simplest way to attain a MAB algorithm would be to separate exploration and exploitation. Such a method would proceed by

1. With some probability, explore the action space (i.e., by choosing an action uniformly at random). Use the feedback to construct an estimate of the actions' losses.
2. Otherwise, use the estimates to apply a full-information experts algorithm as if the estimates are the true historical costs.

This simple scheme already gives a sublinear regret algorithm, presented in Algorithm 17.

Lemma 6.1. *Algorithm 17, with \mathcal{A} being the the online gradient descent algorithm, guarantees the following regret bound:*

$$\mathbf{E} \left[\sum_{t=1}^T \ell_t(i_t) - \min_i \sum_{t=1}^T \ell_t(i) \right] \leq O(T^{\frac{2}{3}} n^{\frac{2}{3}})$$

Proof. For the random functions $\{\hat{\ell}_t\}$ defined in Algorithm 17, notice that

1. $\mathbf{E}[\hat{\ell}_t(i)] = \Pr[b_t = 1] \cdot \Pr[i_t = i | b_t = 1] \cdot \frac{n}{\delta} \ell_t(i) = \ell_t(i)$.
2. $\|\hat{\ell}_t\|_2 \leq \frac{n}{\delta} \cdot |\ell_t(i_t)| \leq \frac{n}{\delta}$.

Therefore the regret of the simple algorithm can be related to that of \mathcal{A} on the estimated functions.

On the other hand, the simple MAB algorithm does not always play according to the distribution generated by \mathcal{A} : with probability δ it plays uniformly at random, which may lead to a regret of one on these exploration iterations. Let $S_t \subseteq [T]$ be those iterations in which $b_t = 1$. This is captured by the following lemma:

Algorithm 17 Simple MAB algorithm

-
- 1: Input: OCO algorithm \mathcal{A} , parameter δ .
 - 2: **for** $t = 1$ to T **do**
 - 3: Let b_t be a Bernoulli random variable that equals 1 with probability δ .
 - 4: **if** $b_t = 1$ **then**
 - 5: Choose $i_t \in \{1, 2, \dots, n\}$ uniformly at random and play i_t .
 - 6: Let

$$\hat{\ell}_t(i) = \begin{cases} \frac{n}{\delta} \cdot \ell_t(i_t), & i = i_t \\ 0, & \text{otherwise} \end{cases}.$$
 - 7: Let $\hat{f}_t(\mathbf{x}) = \hat{\ell}_t^\top \mathbf{x}$ and update $\mathbf{x}_{t+1} = \mathcal{A}(\hat{f}_1, \dots, \hat{f}_t)$.
 - 8: **else**
 - 9: Choose $i_t \sim \mathbf{x}_t$ and play i_t .
 - 10: Update $\hat{f}_t = 0, \hat{\ell}_t = \mathbf{0}, \mathbf{x}_{t+1} = \mathbf{x}_t$.
 - 11: **end if**
 - 12: **end for**
-

Lemma 6.2.

$$\mathbf{E}[\ell_t(i_t)] \leq \mathbf{E}[\hat{\ell}_t^\top \mathbf{x}_t] + \delta$$

Proof.

$$\begin{aligned}
 & \mathbf{E}[\ell_t(i_t)] \\
 &= \Pr[b_t = 1] \cdot \mathbf{E}[\ell_t(i_t)|b_t = 1] \\
 & \quad + \Pr[b_t = 0] \cdot \mathbf{E}[\ell_t(i_t)|b_t = 0] \\
 &\leq \delta + \Pr[b_t = 0] \cdot \mathbf{E}[\ell_t(i_t)|b_t = 0] \\
 &= \delta + (1 - \delta) \mathbf{E}[\ell_t^\top \mathbf{x}_t | b_t = 0] && b_t = 0 \rightarrow i_t \sim \mathbf{x}_t, \text{ independent of } \ell_t \\
 & \leq \delta + \mathbf{E}[\ell_t^\top \mathbf{x}_t] && \text{non-negative random variables} \\
 &= \delta + \mathbf{E}[\hat{\ell}_t^\top \mathbf{x}_t] && \hat{\ell}_t \text{ is independent of } \mathbf{x}_t
 \end{aligned}$$

□

We thus have,

$$\begin{aligned}
& \mathbf{E}[\text{regret}_T] \\
&= \mathbf{E}[\sum_{t=1}^T \ell_t(i_t) - \sum_{t=1}^T \ell_t(i^*)] \\
&= \mathbf{E}[\sum_t \ell_t(i_t) - \sum_t \hat{\ell}_t(i^*)] \quad i^* \text{ is indep. of } \hat{\ell}_t \\
&\leq \mathbf{E}[\sum_t \hat{\ell}_t(\mathbf{x}_t) - \min_i \sum_t \hat{\ell}_t(i)] + \delta T \quad \text{Lemma 6.2} \\
&= \mathbf{E}[\text{regret}_{S_T}(\mathcal{A})] + \delta \cdot T \\
&\leq \frac{3}{2}GD\sqrt{\delta T} + \delta \cdot T \quad \text{Theorem 3.1, } \mathbf{E}[|S_T|] = \delta T \\
&\leq 3\frac{n}{\sqrt{\delta}}\sqrt{T} + \delta \cdot T \quad \text{For } \Delta_n, D \leq 2, \|\hat{\ell}_t\| \leq \frac{n}{\delta} \\
&= O(T^{\frac{2}{3}}n^{\frac{2}{3}}). \quad \delta = n^{\frac{2}{3}}T^{-\frac{1}{3}}
\end{aligned}$$

□

6.2.1 EXP3: simultaneous exploration and exploitation

The simple algorithm of the previous section can be improved by combining the exploration and exploitation steps. This gives a near-optimal regret algorithm, called EXP3, presented below.

Algorithm 18 EXP3 - simple version

- 1: Input: parameter $\varepsilon > 0$. Set $\mathbf{x}_1 = (1/n)\mathbf{1}$.
- 2: **for** $t \in \{1, 2, \dots, T\}$ **do**
- 3: Choose $i_t \sim \mathbf{x}_t$ and play i_t .
- 4: Let

$$\hat{\ell}_t(i) = \begin{cases} \frac{1}{\mathbf{x}_t(i_t)} \cdot \ell_t(i_t), & i = i_t \\ 0, & \text{otherwise} \end{cases}$$

- 5: Update $\mathbf{y}_{t+1}(i) = \mathbf{x}_t(i)e^{-\varepsilon \hat{\ell}_t(i)}$, $\mathbf{x}_{t+1} = \frac{\mathbf{y}_{t+1}}{\|\mathbf{y}_{t+1}\|_1}$
 - 6: **end for**
-

As opposed to the simple multi-armed bandit algorithm, the EXP3 algorithm explores every iteration by always creating an unbiased estimator of the entire loss vector. This results in a possibly large magnitude of the vectors $\hat{\ell}$ and a large gradient bound for use with online gradient descent. However, the large magnitude vectors are created with low probability (proportional to their magnitude), which allows for a finer analysis.

Ultimately, the EXP3 algorithm attains a worst case regret bound of $O(\sqrt{Tn \log n})$, which is nearly optimal (up to a logarithmic term in the number of actions).

Lemma 6.3. *Algorithm 18 with non-negative losses and $\varepsilon = \sqrt{\frac{\log n}{Tn}}$ guarantees the following regret bound:*

$$\mathbf{E}[\sum \ell_t(i_t) - \min_i \sum \ell_t(i)] \leq 2\sqrt{Tn \log n}.$$

Proof. For the random losses $\{\hat{\ell}_t\}$ defined in Algorithm 18, notice that

$$\begin{aligned} \mathbf{E}[\hat{\ell}_t(i)] &= \Pr[i_t = i] \cdot \frac{\ell_t(i)}{\mathbf{x}_t(i)} = \mathbf{x}_t(i) \cdot \frac{\ell_t(i)}{\mathbf{x}_t(i)} = \ell_t(i). \\ \mathbf{E}[\mathbf{x}_t^\top \hat{\ell}_t^2] &= \sum_i \mathbf{x}_t(i)^2 \hat{\ell}_t(i)^2 \leq \sum_i \ell_t(i)^2 \leq n. \end{aligned} \quad (6.1)$$

Therefore we have $E[\hat{f}_t] = f_t$, and the expected regret with respect to the functions $\{\hat{f}_t\}$ is equal to that with respect to the functions $\{f_t\}$. Thus, the regret with respect to $\hat{\ell}_t$ can be related to that of ℓ_t .

The EXP3 algorithm applies Hedge to the losses given by $\hat{\ell}_t$, which are all non-negative and thus satisfy the conditions of Theorem 1.5. Thus, the expected regret with respect to $\hat{\ell}_t$, can be bounded by,

$$\begin{aligned} \mathbf{E}[\text{regret}_T] &= \mathbf{E}[\sum_{t=1}^T \ell_t(i_t) - \min_i \sum_{t=1}^T \ell_t(i)] \\ &= \mathbf{E}[\sum_{t=1}^T \ell_t(i_t) - \sum_{t=1}^T \ell_t(i^*)] \\ &\leq \mathbf{E}[\sum_{t=1}^T \hat{\ell}_t(\mathbf{x}_t) - \sum_{t=1}^T \hat{\ell}_t(i^*)] && i^* \text{ is indep. of } \hat{\ell}_t \\ &\leq \mathbf{E}[\varepsilon \sum_{t=1}^T \sum_{i=1}^n \hat{\ell}_t(i)^2 \mathbf{x}_t(i) + \frac{\log n}{\varepsilon}] && \text{Theorem 1.5} \\ &\leq \varepsilon Tn + \frac{\log n}{\varepsilon} && \text{equation (6.1)} \\ &\leq 2\sqrt{Tn \log n}. && \text{by choice of } \varepsilon \end{aligned}$$

□

We proceed to derive an algorithm for the more general setting of bandit convex optimization that attains near-optimal regret.

6.3 A reduction from limited information to full information

In this section we derive a low regret algorithm for the general setting of bandit convex optimization. In fact, we shall describe a general technique for designing bandit algorithms, which is composed of two parts:

1. A general technique for taking an online convex optimization algorithm that uses only the gradients of the cost functions (formally defined below), and applying it to a family of vector random variables with carefully chosen properties.
2. Designing the random variables that allow the template reduction to produce meaningful regret guarantees.

We proceed to describe the two parts of this reduction, and in the remainder of this chapter we describe two examples of using this reduction to design bandit convex optimization algorithms.

6.3.1 Part 1: using unbiased estimators

The key idea behind many of the efficient algorithms for bandit convex optimization is the following: although we cannot calculate $\nabla f_t(\mathbf{x}_t)$ explicitly, it is possible to find an *observable* random variable \mathbf{g}_t that satisfies $\mathbf{E}[\mathbf{g}_t] \approx \nabla f_t(\mathbf{x}_t) = \nabla_t$. Thus, \mathbf{g}_t can be seen as an estimator of the gradient. By substituting \mathbf{g}_t for ∇_t in an OCO algorithm, we will show that many times it retains its sublinear regret bound.

Formally, the family of regret minimization algorithms for which this reduction works is captured in the following definition.

Definition 6.4. (first order OCO Algorithm) *Let \mathcal{A} be an OCO (deterministic) algorithm receiving an arbitrary sequence of differential loss functions f_1, \dots, f_T , and producing decisions $\mathbf{x}_1 \leftarrow \mathcal{A}(\emptyset), \mathbf{x}_t \leftarrow \mathcal{A}(f_1, \dots, f_{t-1})$. \mathcal{A} is called a first order online algorithm if the following holds:*

- *The family of loss functions is closed under addition of linear functions: if $f \in \mathcal{F}_0$ and $\mathbf{u} \in \mathbb{R}^n$ then $f + \mathbf{u}^\top \mathbf{x} \in \mathcal{F}_0$.*
- *Let \hat{f}_t be the linear function $\hat{f}_t(\mathbf{x}) = \nabla f_t(\mathbf{x}_t)^\top \mathbf{x}$, then for every iteration $t \in [T]$:*

$$\mathcal{A}(f_1, \dots, f_{t-1}) = \mathcal{A}(\hat{f}_1, \dots, \hat{f}_{t-1})$$

We can now consider a formal reduction from any first order online algorithm to a bandit convex optimization algorithm as follows.

Perhaps surprisingly, under very mild conditions the reduction above guarantees the same regret bounds as the original first order algorithm up to the magnitude of the estimated gradients. This is captured in the following lemma.

Algorithm 19 Reduction to bandit feedback.

- 1: Input: convex set $\mathcal{K} \subset \mathbb{R}^n$, first order online algorithm \mathcal{A} .
 - 2: Let $\mathbf{x}_1 = \mathcal{A}(\emptyset)$.
 - 3: **for** $t = 1$ to T **do**
 - 4: Generate distribution \mathcal{D}_t , sample $\mathbf{y}_t \sim \mathcal{D}_t$ with $\mathbf{E}[\mathbf{y}_t] = \mathbf{x}_t$.
 - 5: Play \mathbf{y}_t .
 - 6: Observe $f_t(\mathbf{y}_t)$, generate \mathbf{g}_t with $\mathbf{E}[\mathbf{g}_t] = \nabla f_t(\mathbf{x}_t)$.
 - 7: Let $\mathbf{x}_{t+1} = \mathcal{A}(\mathbf{g}_1, \dots, \mathbf{g}_t)$.
 - 8: **end for**
-

Lemma 6.5. *Let \mathbf{u} be a fixed point in \mathcal{K} . Let $f_1, \dots, f_T : \mathcal{K} \rightarrow \mathbb{R}$ be a sequence of differentiable functions. Let \mathcal{A} be a first order online algorithm that ensures a regret bound of the form $\text{regret}_T(\mathcal{A}) \leq B_{\mathcal{A}}(\nabla f_1(\mathbf{x}_1), \dots, \nabla f_T(\mathbf{x}_T))$ in the full information setting. Define the points $\{\mathbf{x}_t\}$ as: $\mathbf{x}_1 \leftarrow \mathcal{A}(\emptyset)$, $\mathbf{x}_t \leftarrow \mathcal{A}(\mathbf{g}_1, \dots, \mathbf{g}_{t-1})$ where each \mathbf{g}_t is a vector valued random variable such that:*

$$\mathbf{E}[\mathbf{g}_t | \mathbf{x}_1, f_1, \dots, \mathbf{x}_t, f_t] = \nabla f_t(\mathbf{x}_t).$$

Then the following holds for all $\mathbf{u} \in \mathcal{K}$:

$$\mathbf{E}\left[\sum_{t=1}^T f_t(\mathbf{x}_t)\right] - \sum_{t=1}^T f_t(\mathbf{u}) \leq \mathbf{E}[B_{\mathcal{A}}(\mathbf{g}_1, \dots, \mathbf{g}_T)].$$

Proof. Define the functions $h_t : \mathcal{K} \rightarrow \mathbb{R}$ as follows:

$$h_t(\mathbf{x}) = f_t(\mathbf{x}) + \boldsymbol{\xi}_t^\top \mathbf{x}, \text{ where } \boldsymbol{\xi}_t = \mathbf{g}_t - \nabla f_t(\mathbf{x}_t).$$

Note that

$$\nabla h_t(\mathbf{x}_t) = \nabla f_t(\mathbf{x}_t) + \mathbf{g}_t - \nabla f_t(\mathbf{x}_t) = \mathbf{g}_t.$$

Therefore, deterministically applying a first order method \mathcal{A} on the random functions h_t is equivalent to applying \mathcal{A} on a stochastic first order approximation of the deterministic functions f_t . Thus by the full-information regret bound of \mathcal{A} we have:

$$\sum_{t=1}^T h_t(\mathbf{x}_t) - \sum_{t=1}^T h_t(\mathbf{u}) \leq B_{\mathcal{A}}(\mathbf{g}_1, \dots, \mathbf{g}_T). \quad (6.2)$$

Also note that:

$$\begin{aligned}
\mathbf{E}[h_t(\mathbf{x}_t)] &= \mathbf{E}[f_t(\mathbf{x}_t)] + \mathbf{E}[\boldsymbol{\xi}_t^\top \mathbf{x}_t] \\
&= \mathbf{E}[f_t(\mathbf{x}_t)] + \mathbf{E}[\mathbf{E}[\boldsymbol{\xi}_t^\top \mathbf{x}_t | \mathbf{x}_1, f_1, \dots, \mathbf{x}_t, f_t]] \\
&= \mathbf{E}[f_t(\mathbf{x}_t)] + \mathbf{E}[\mathbf{E}[\boldsymbol{\xi}_t | \mathbf{x}_1, f_1, \dots, \mathbf{x}_t, f_t]^\top \mathbf{x}_t] \\
&= \mathbf{E}[f_t(\mathbf{x}_t)].
\end{aligned}$$

where we used $\mathbf{E}[\boldsymbol{\xi}_t | \mathbf{x}_1, f_1, \dots, \mathbf{x}_t, f_t] = 0$. Similarly, since $\mathbf{u} \in \mathcal{K}$ is fixed we have that $\mathbf{E}[h_t(\mathbf{u})] = f_t(\mathbf{u})$. The lemma follows from taking the expectation of Equation (6.2). \square

6.3.2 Part 2: point-wise gradient estimators

In the preceding part we have described how to convert a first order algorithm for OCO to one that uses bandit information, using specially tailored random variables. We now describe how to create these vector random variables.

Although we cannot calculate $\nabla f_t(\mathbf{x}_t)$ explicitly, it is possible to find an *observable* random variable \mathbf{g}_t that satisfies $\mathbf{E}[\mathbf{g}_t] \approx \nabla f_t$, and serves as an estimator of the gradient.

The question is how to find an appropriate \mathbf{g}_t , and in order to answer it we begin with an example in a 1-dimensional case.

Example 6.6. *A 1-dimensional gradient estimate*

Recall the definition of the derivative:

$$f'(x) = \lim_{\delta \rightarrow 0} \frac{f(x + \delta) - f(x - \delta)}{2\delta}.$$

The above shows that for a 1-dimensional derivative, two evaluations of f are required. Since in our problem we can perform only one evaluation, let us define $g(x)$ as follows:

$$g(x) = \begin{cases} \frac{f(x+\delta)}{\delta}, & \text{with probability } \frac{1}{2} \\ -\frac{f(x-\delta)}{\delta}, & \text{with probability } \frac{1}{2} \end{cases}. \quad (6.3)$$

It is clear that

$$\mathbf{E}[g(x)] = \frac{f(x + \delta) - f(x - \delta)}{2\delta}.$$

Thus, in expectation, for small δ , $g(x)$ approximates $f'(x)$.

The sphere sampling estimator

We will now show how the gradient estimator (6.3) can be extended to the multidimensional case. Let $\mathbf{x} \in \mathbb{R}^n$, and let B_δ and S_δ denote the n -dimensional ball and sphere with radius δ :

$$\begin{aligned} B_\delta &= \{\mathbf{x} \mid \|\mathbf{x}\| \leq \delta\}, \\ S_\delta &= \{\mathbf{x} \mid \|\mathbf{x}\| = \delta\}. \end{aligned}$$

We define $\hat{f}(\mathbf{x}) = \hat{f}_\delta(\mathbf{x})$ to be a δ -smoothed version of $f(\mathbf{x})$:

$$\hat{f}_\delta(\mathbf{x}) = \mathbf{E}_{\mathbf{v} \in \mathbb{B}} [f(\mathbf{x} + \delta\mathbf{v})], \quad (6.4)$$

where \mathbf{v} is drawn from a uniform distribution over the unit ball. This construction is very similar to the one used in Lemma 2.6 in context of convergence analysis for convex optimization. However, our goal here is very different.

Note that when f is linear, we have $\hat{f}_\delta(\mathbf{x}) = f(\mathbf{x})$. We shall address the case in which f is indeed linear as a special case, and show how to estimate the gradient of $\hat{f}(\mathbf{x})$, which, under the assumption, is also the gradient of $f(\mathbf{x})$. The following lemma shows a simple relation between the gradient $\nabla \hat{f}_\delta$ and a uniformly drawn unit vector.

Lemma 6.7. *Fix $\delta > 0$. Let $\hat{f}_\delta(\mathbf{x})$ be as defined in (6.4), and let \mathbf{u} be a uniformly drawn unit vector $\mathbf{u} \sim \mathcal{S}$. Then*

$$\mathbf{E}_{\mathbf{u} \in \mathcal{S}} [f(\mathbf{x} + \delta\mathbf{u}) \mathbf{u}] = \frac{\delta}{n} \nabla \hat{f}_\delta(\mathbf{x}).$$

Proof. Using Stokes' theorem from calculus, we have

$$\nabla \int_{B_\delta} f(\mathbf{x} + \mathbf{v}) d\mathbf{v} = \int_{S_\delta} f(\mathbf{x} + \mathbf{u}) \frac{\mathbf{u}}{\|\mathbf{u}\|} d\mathbf{u}. \quad (6.5)$$

From (6.4), and by definition of expectation, we have

$$\hat{f}_\delta(\mathbf{x}) = \frac{\int_{B_\delta} f(\mathbf{x} + \mathbf{v}) d\mathbf{v}}{\text{vol}(B_\delta)}. \quad (6.6)$$

where $\text{vol}(B_\delta)$ is the volume of an n -dimensional ball of radius δ . Similarly,

$$\mathbf{E}_{\mathbf{u} \in \mathcal{S}} [f(\mathbf{x} + \delta\mathbf{u}) \mathbf{u}] = \frac{\int_{S_\delta} f(\mathbf{x} + \mathbf{u}) \frac{\mathbf{u}}{\|\mathbf{u}\|} d\mathbf{u}}{\text{vol}(S_\delta)}. \quad (6.7)$$

Combining (6.4), (6.5), (6.6), and (6.7), and the fact that the ratio of the volume of a ball in n dimensions and the sphere of dimension $n - 1$ is $\text{vol}_n B_\delta / \text{vol}_{n-1} S_\delta = \delta/n$ gives the desired result. \square

Under the assumption that f is linear, Lemma 6.7 suggests a simple estimator for the gradient ∇f . Draw a random unit vector \mathbf{u} , and let $g(\mathbf{x}) = \frac{n}{\delta} f(\mathbf{x} + \delta \mathbf{u}) \mathbf{u}$.

The ellipsoidal sampling estimator

The sphere estimator above is at times difficult to use: when the center of the sphere is very close to the boundary of the decision set only a very small sphere can fit completely inside. This results in a gradient estimator with large variance.

In such cases, it is useful to consider ellipsoids rather than spheres. Luckily, the generalisation to ellipsoidal sampling for gradient estimation is a simple corollary of our derivation above:

Corollary 6.8. *Consider a continuous function $f : \mathbb{R}^n \rightarrow \mathbb{R}$, an invertible matrix $A \in \mathbb{R}^{n \times n}$, and let $\mathbf{v} \sim \mathbb{B}^n$ and $\mathbf{u} \sim \mathbb{S}^n$. Define the smoothed version of f with respect to A :*

$$\hat{f}(\mathbf{x}) = \mathbf{E}[f(\mathbf{x} + A\mathbf{v})].$$

Then the following holds:

$$\nabla \hat{f}(\mathbf{x}) = n \mathbf{E}[f(\mathbf{x} + A\mathbf{u})A^{-1}\mathbf{u}].$$

Proof. Let $g(\mathbf{x}) = f(A\mathbf{x})$, and $\hat{g}(\mathbf{x}) = \mathbf{E}_{\mathbf{v} \in \mathbb{B}}[g(\mathbf{x} + \mathbf{v})]$.

$$\begin{aligned} n \mathbf{E}[f(\mathbf{x} + A\mathbf{u})A^{-1}\mathbf{u}] &= nA^{-1} \mathbf{E}[f(\mathbf{x} + A\mathbf{u})\mathbf{u}] \\ &= nA^{-1} \mathbf{E}[g(A^{-1}\mathbf{x} + \mathbf{u})\mathbf{u}] \\ &= A^{-1} \nabla \hat{g}(A^{-1}\mathbf{x}) && \text{Lemma 6.7} \\ &= A^{-1} A \nabla \hat{f}(\mathbf{x}) = \nabla \hat{f}(\mathbf{x}). \end{aligned}$$

\square

6.4 Online gradient descent without a gradient

The simplest and historically earliest application of the BCO-to-OCO reduction outlined before is the application of the online gradient descent algorithm to the bandit setting. The FKM algorithm (named after its inventors, see bibliographic section) is outlined in Algorithm 20.

For simplicity, we assume that the set \mathcal{K} contains the unit ball centered at the zero vector, denoted $\mathbf{0}$. Denote $\mathcal{K}_\delta = \{\mathbf{x} \mid \frac{1}{1-\delta}\mathbf{x} \in \mathcal{K}\}$. It is left as an exercise to show that \mathcal{K}_δ is convex for any $0 < \delta < 1$ and that all balls of radius δ around points in \mathcal{K}_δ are contained in \mathcal{K} .

We also assume for simplicity that the adversarially chosen cost functions are bounded by one over \mathcal{K} , i.e. that $|\mathbf{f}_t(\mathbf{x})| \leq 1$ for all $\mathbf{x} \in \mathcal{K}$.




Figure 6.1: The Minkowski set \mathcal{K}_δ .

Algorithm 20 FKM Algorithm

- 1: Input: decision set \mathcal{K} containing $\mathbf{0}$, set $\mathbf{x}_1 = \mathbf{0}$, parameters δ, η .
 - 2: **for** $t = 1$ to T **do**
 - 3: Draw $\mathbf{u}_t \in \mathbb{S}_1$ uniformly at random, set $\mathbf{y}_t = \mathbf{x}_t + \delta\mathbf{u}_t$.
 - 4: Play \mathbf{y}_t , observe and incur loss $f_t(\mathbf{y}_t)$. Let $\mathbf{g}_t = \frac{n}{\delta} f_t(\mathbf{y}_t) \mathbf{u}_t$.
 - 5: Update $\mathbf{x}_{t+1} = \Pi_{\mathcal{K}_\delta}[\mathbf{x}_t - \eta\mathbf{g}_t]$.
 - 6: **end for**
-

The FKM algorithm is an instantiation of the generic reduction from bandit convex optimization to online convex optimization with spherical gradient estimators over the set \mathcal{K}_δ . It iteratively projects onto \mathcal{K}_δ , in order to have enough space for spherical gradient estimation. This degrades its performance by a controlled quantity. Its regret is bounded as follows.

Theorem 6.9. *Algorithm 20 with parameters $\eta = \frac{D}{nT^{3/4}}, \delta = \frac{1}{T^{1/4}}$ guarantees the following expected regret bound*

$$\sum_{t=1}^T \mathbf{E}[f_t(\mathbf{y}_t)] - \min_{\mathbf{x} \in \mathcal{K}} \sum_{t=1}^T f_t(\mathbf{x}) \leq 9nDGT^{3/4} = O(T^{3/4}).$$

Proof. Recall our notation of $\mathbf{x}^* = \arg \min_{\mathbf{x} \in \mathcal{K}} \sum_{t=1}^T f_t(\mathbf{x})$. Denote

$$\mathbf{x}_\delta^* = \Pi_{\mathcal{K}_\delta}(\mathbf{x}^*).$$

Then by properties of projections we have $\|\mathbf{x}_\delta^* - \mathbf{x}^*\| \leq \delta D$, where D is the diameter of \mathcal{K} . Thus, assuming that the cost functions $\{f_t\}$ are G -Lipschitz, we have

$$\sum_{t=1}^T \mathbf{E}[f_t(\mathbf{y}_t)] - \sum_{t=1}^T f_t(\mathbf{x}^*) \leq \sum_{t=1}^T \mathbf{E}[f_t(\mathbf{y}_t)] - \sum_{t=1}^T f_t(\mathbf{x}_\delta^*) + \delta TGD. \quad (6.8)$$

Denote $\hat{f}_t = \hat{f}_{\delta,t} = \mathbf{E}_{\mathbf{u} \sim \mathbb{B}}[f(\mathbf{x} + \delta \mathbf{u})]$ for shorthand. We can now bound the regret by

$$\begin{aligned}
& \sum_{t=1}^T \mathbf{E}[f_t(\mathbf{y}_t)] - \sum_{t=1}^T f_t(\mathbf{x}^*) \\
& \leq \sum_{t=1}^T \mathbf{E}[f_t(\mathbf{x}_t)] - \sum_{t=1}^T f_t(\mathbf{x}^*) + \delta DGT && \text{Lemma 2.6} \\
& \leq \sum_{t=1}^T \mathbf{E}[f_t(\mathbf{x}_t)] - \sum_{t=1}^T f_t(\mathbf{x}_\delta^*) + 2\delta DGT && \text{Inequality (6.8)} \\
& \leq \sum_{t=1}^T \mathbf{E}[\hat{f}_t(\mathbf{x}_t)] - \sum_{t=1}^T \hat{f}_t(\mathbf{x}_\delta^*) + 4\delta DGT && \text{Lemma 2.6} \\
& \leq \text{regret}_{\text{OGD}}(\mathbf{g}_1, \dots, \mathbf{g}_T) + 4\delta DGT && \text{Lemma 6.5} \\
& \leq \eta \sum_{t=1}^T \|\mathbf{g}_t\|^2 + \frac{D^2}{\eta} + 4\delta DGT && \text{OGD regret, Theorem 3.1} \\
& \leq \eta \frac{n^2}{\delta^2} T + \frac{D^2}{\eta} + 4\delta DGT && |\mathbf{f}_t(\mathbf{x})| \leq 1 \\
& \leq 9nDGT^{3/4}. && \eta = \frac{D}{nT^{3/4}}, \delta = \frac{1}{T^{1/4}}
\end{aligned}$$

□

6.5 * Optimal regret algorithms for BLO

A special case of BCO that is of considerable interest is BLO—Bandit Linear Optimization. This setting has linear cost functions, and captures the network routing and ad placement examples discussed in the beginning of this chapter, as well as the non-stochastic MAB problem.

In this section we give near-optimal regret bounds for BLO using techniques from interior point methods for convex optimization.

The generic OGD method of the previous section suffers from three pitfalls:

1. The gradient estimators are biased, and estimate the gradient of a smoothed version of the real cost function.
2. The gradient estimators require enough “wobble room” and are thus ill-defined on the boundary of the decision set.

3. The gradient estimates have potentially large magnitude, proportional to the distance from the boundary.

Fortunately, the first issue is non-existent for linear functions - the gradient estimators turn out to be unbiased for linear functions. In the notation of the previous chapters, we have for linear functions:

$$\hat{f}_\delta(\mathbf{x}) = \mathbf{E}_{\mathbf{v} \sim \mathbb{B}} [f(\mathbf{x} + \delta \mathbf{v})] = f(\mathbf{x}).$$

Thus, Lemma 6.7 gives us a stronger guarantee:

$$\mathbf{E}_{\mathbf{u} \in \mathbb{S}} [f(\mathbf{x} + \delta \mathbf{u}) \mathbf{u}] = \frac{\delta}{n} \nabla \hat{f}_\delta(\mathbf{x}) = \frac{\delta}{n} \nabla f(\mathbf{x}).$$

To resolve the second and third issues we use self-concordant barrier functions, a rather advanced technique from interior point methods for convex optimization.

6.5.1 Self-concordant barriers

Self-concordant barrier functions were devised in the context of interior point methods for optimization as a way of ensuring that the Newton method converges in polynomial time over bounded convex sets. In this brief introduction we survey some of their beautiful properties that will allow us to derive an optimal regret algorithm for BLO.

Definition 6.10. *Let $\mathcal{K} \in \mathbb{R}^n$ be a convex set with a nonempty interior $\text{int}(\mathcal{K})$. A function $\mathcal{R} : \text{int}(\mathcal{K}) \rightarrow \mathbb{R}$ is called ν -self-concordant if:*

1. \mathcal{R} is three times continuously differentiable and convex, and approaches infinity along any sequence of points approaching the boundary of \mathcal{K} .
2. For every $\mathbf{h} \in \mathbb{R}^n$ and $\mathbf{x} \in \text{int}(\mathcal{K})$ the following holds:

$$\begin{aligned} |\nabla^3 \mathcal{R}(\mathbf{x})[\mathbf{h}, \mathbf{h}, \mathbf{h}]| &\leq 2(\nabla^2 \mathcal{R}(\mathbf{x})[\mathbf{h}, \mathbf{h}])^{3/2}, \\ |\nabla \mathcal{R}(\mathbf{x})[\mathbf{h}]| &\leq \nu^{1/2}(\nabla^2 \mathcal{R}(\mathbf{x})[\mathbf{h}, \mathbf{h}])^{1/2} \end{aligned}$$

where the third order differential is defined as:

$$\nabla^3 \mathcal{R}(\mathbf{x})[\mathbf{h}, \mathbf{h}, \mathbf{h}] \triangleq \left. \frac{\partial^3}{\partial t_1 \partial t_2 \partial t_3} \mathcal{R}(\mathbf{x} + t_1 \mathbf{h} + t_2 \mathbf{h} + t_3 \mathbf{h}) \right|_{t_1=t_2=t_3=0}$$

The Hessian of a self-concordant barrier induces a local norm at every $\mathbf{x} \in \text{int}(\mathcal{K})$, we denote this norm by $\|\cdot\|_{\mathbf{x}}$ and its dual by $\|\cdot\|_{\mathbf{x}}^*$, which are defined $\forall \mathbf{h} \in \mathbb{R}^n$ by

$$\|\mathbf{h}\|_{\mathbf{x}} = \sqrt{\mathbf{h}^\top \nabla^2 \mathcal{R}(\mathbf{x}) \mathbf{h}}, \quad \|\mathbf{h}\|_{\mathbf{x}}^* = \sqrt{\mathbf{h}^\top (\nabla^2 \mathcal{R}(\mathbf{x}))^{-1} \mathbf{h}}.$$

We assume that $\nabla^2 \mathcal{R}(\mathbf{x})$ always has full rank. In BCO applications this is easy to ensure by adding a fictitious quadratic function to the barrier, which does not affect the overall regret by more than a constant.

Let \mathcal{R} be a self-concordant barrier and $\mathbf{x} \in \text{int}(\mathcal{K})$. The *Dikin ellipsoid* is

$$\mathcal{E}_1(\mathbf{x}) := \{\mathbf{y} \in \mathbb{R}^n : \|\mathbf{y} - \mathbf{x}\|_{\mathbf{x}} \leq 1\},$$

i.e., the $\|\cdot\|_{\mathbf{x}}$ -unit ball centered around \mathbf{x} , is completely contained in \mathcal{K} .

In our next analysis we will need to bound $\mathcal{R}(\mathbf{y}) - \mathcal{R}(\mathbf{x})$ for $\mathbf{x}, \mathbf{y} \in \text{int}(\mathcal{K})$, for which the following lemma is useful:

Lemma 6.11. *Let \mathcal{R} be a ν -self concordant function over \mathcal{K} , then for all $\mathbf{x}, \mathbf{y} \in \text{int}(\mathcal{K})$:*

$$\mathcal{R}(\mathbf{y}) - \mathcal{R}(\mathbf{x}) \leq \nu \log \frac{1}{1 - \pi_{\mathbf{x}}(\mathbf{y})},$$

where $\pi_{\mathbf{x}}(\mathbf{y}) = \inf\{t \geq 0 : \mathbf{x} + t^{-1}(\mathbf{y} - \mathbf{x}) \in \mathcal{K}\}$.

The function $\pi_{\mathbf{x}}(\mathbf{y})$ is called the Minkowski function for \mathcal{K} , and its output is always in the interval $[0, 1]$. Moreover, as y approaches the boundary of \mathcal{K} then $\pi_{\mathbf{x}}(\mathbf{y}) \rightarrow 1$.

Another important property of self-concordant functions is the relationship between a point and the optimum, and the norm of the gradient at the point, according to the local norm, as given by the following lemma.

Lemma 6.12. *Let $\mathbf{x} \in \text{int}(\mathcal{K})$ be such that $\|\nabla \mathcal{R}(\mathbf{x})\|_{\mathbf{x}}^* \leq \frac{1}{4}$, and let $\mathbf{x}^* = \arg \min_{\mathbf{x} \in \mathcal{K}} \mathcal{R}(\mathbf{x})$. Then*

$$\|\mathbf{x} - \mathbf{x}^*\|_{\mathbf{x}} \leq 2 \|\nabla \mathcal{R}(\mathbf{x})\|_{\mathbf{x}}^*.$$

6.5.2 A near-optimal algorithm

We have now set up all the necessary tools to derive a near-optimal BLO algorithm, presented in Algorithm 21.

Algorithm 21 SCRIBBLE

-
- 1: Let $\mathbf{x}_1 \in \text{int}(\mathcal{K})$ be such that $\nabla \mathcal{R}(\mathbf{x}_1) = 0$.
 - 2: **for** $t = 1$ to T **do**
 - 3: Let $\mathbf{A}_t = [\nabla^2 \mathcal{R}(\mathbf{x}_t)]^{-1/2}$.
 - 4: Pick $\mathbf{u}_t \in \mathbb{S}$ uniformly, and set $\mathbf{y}_t = \mathbf{x}_t + \mathbf{A}_t \mathbf{u}_t$.
 - 5: Play \mathbf{y}_t , observe and suffer loss $f_t(\mathbf{y}_t)$. let $\mathbf{g}_t = n f_t(\mathbf{y}_t) \mathbf{A}_t^{-1} \mathbf{u}_t$.
 - 6: Update

$$\mathbf{x}_{t+1} = \arg \min_{\mathbf{x} \in \mathcal{K}} \left\{ \eta \sum_{\tau=1}^t \mathbf{g}_\tau^\top \mathbf{x} + \mathcal{R}(\mathbf{x}) \right\}.$$

- 7: **end for**
-

Theorem 6.13. *For appropriate choice of δ , the SCRIBBLE algorithm guarantees*

$$\sum_{t=1}^T \mathbf{E}[f_t(\mathbf{y}_t)] - \min_{\mathbf{x} \in \mathcal{K}} \sum_{t=1}^T f_t(\mathbf{x}) \leq O\left(\sqrt{T} \log T\right).$$

Proof. First, we note that $\mathbf{x}_t \in \mathcal{K}$ never steps outside of the decision set. The reason is that $\mathbf{y}_t \in \mathcal{K}$ and \mathbf{x}_t lies in the Dikin ellipsoid centered at \mathbf{y}_t .

Further, by Corollary 6.8, we have that

$$\mathbf{E}[\mathbf{g}_t] = \nabla \hat{f}_t(\mathbf{x}_t) = \nabla f_t(\mathbf{x}_t),$$

where the latter equality follows since f_t is linear, and thus its smoothed version is identical to itself.

A final observation is that line 6 in the algorithm is an invocation of the RFTL algorithm with the self-concordant barrier \mathcal{R} serving as a regularisation function. The RFTL algorithm for linear functions is a first order OCO algorithm and thus Lemma 6.5 applies.

We can now bound the regret by

$$\begin{aligned}
& \sum_{t=1}^T \mathbf{E}[f_t(\mathbf{y}_t)] - \sum_{t=1}^T f_t(\mathbf{x}^*) \\
& \leq \sum_{t=1}^T \mathbf{E}[\hat{f}_t(\mathbf{x}_t)] - \sum_{t=1}^T \hat{f}_t(\mathbf{x}^*) && \hat{f}_t = f_t, \mathbf{E}[\mathbf{y}_t] = \mathbf{x}_t \\
& \leq \text{regret}_{RFTL}(\mathbf{g}_1, \dots, \mathbf{g}_T) && \text{Lemma 6.5} \\
& \leq \sum_{t=1}^T \mathbf{g}_t^\top (\mathbf{x}_t - \mathbf{x}_{t+1}) + \frac{\mathcal{R}(\mathbf{x}^*) - \mathcal{R}(\mathbf{x}_1)}{\eta} && \text{Lemma 5.3} \\
& \leq \sum_{t=1}^T \|\mathbf{g}_t\|_{\mathbf{x}_t}^* \|\mathbf{x}_t - \mathbf{x}_{t+1}\|_{\mathbf{x}_t} + \frac{\mathcal{R}(\mathbf{x}^*) - \mathcal{R}(\mathbf{x}_1)}{\eta} && \text{Cauchy-Schwarz}
\end{aligned}$$

To bound the last expression, we use Lemma 6.12, and the definition of $\mathbf{x}_{t+1} = \arg \min_{\mathbf{x} \in \mathcal{K}} \Phi_t(\mathbf{x})$ where $\Phi_t(\mathbf{x}) = \eta \sum_{\tau=1}^t \mathbf{g}_\tau^\top \mathbf{x} + \mathcal{R}(\mathbf{x})$ is a self-concordant barrier. Thus,

$$\|\mathbf{x}_t - \mathbf{x}_{t+1}\|_{\mathbf{x}_t} \leq 2\|\nabla \Phi_t(\mathbf{x}_t)\|_{\mathbf{x}_t}^* = 2\|\nabla \Phi_{t-1}(\mathbf{x}_t) + \eta \mathbf{g}_t\|_{\mathbf{x}_t}^* = 2\eta \|\mathbf{g}_t\|_{\mathbf{x}_t}^*,$$

since $\Phi_{t-1}(\mathbf{x}_t) = 0$ by definition of \mathbf{x}_t . Recall that to use Lemma 6.12, we need $\|\nabla \Phi_t(\mathbf{x}_t)\|_{\mathbf{x}_t}^* = \eta \|\mathbf{g}_t\|_{\mathbf{x}_t}^* \leq \frac{1}{4}$, which is true by choice of η and since

$$\|\mathbf{g}_t\|_t^{*2} \leq n^2 \mathbf{u}^\top \mathbf{A}_t^{-T} \nabla^{-2} \mathcal{R}(\mathbf{x}_t) \mathbf{A}_t^{-1} \mathbf{u} \leq n^2.$$

Thus,

$$\begin{aligned}
& \sum_{t=1}^T \mathbf{E}[f_t(\mathbf{y}_t)] - \sum_{t=1}^T f_t(\mathbf{x}^*) \leq 2\eta \sum_{t=1}^T \|\mathbf{g}_t\|_{\mathbf{x}_t}^{*2} + \frac{\mathcal{R}(\mathbf{x}^*) - \mathcal{R}(\mathbf{x}_1)}{\eta} \\
& \leq 2\eta n^2 T + \frac{\mathcal{R}(\mathbf{x}^*) - \mathcal{R}(\mathbf{x}_1)}{\eta}
\end{aligned}$$

It remains to bound the Bregman divergence with respect to \mathbf{x}^* , for which we use a similar technique as in the analysis of Algorithm 20, and bound the regret with respect to \mathbf{x}_δ^* , which is the projection of \mathbf{x}^* onto \mathcal{K}_δ . Using

equation (6.8), we can bound the overall regret by:

$$\begin{aligned}
& \sum_{t=1}^T \mathbf{E}[f_t(\mathbf{y}_t)] - \sum_{t=1}^T f_t(\mathbf{x}^*) \\
& \leq \sum_{t=1}^T \mathbf{E}[f_t(\mathbf{y}_t)] - \sum_{t=1}^T f_t(\mathbf{x}_\delta^*) + \delta TGD && \text{equation (6.8)} \\
& = 2\eta n^2 T + \frac{\mathcal{R}(\mathbf{x}_\delta^*) - \mathcal{R}(\mathbf{x}_1)}{\eta} + \delta TGD && \text{above derivation} \\
& \leq 2\eta n^2 T + \frac{\nu \log \frac{1}{1 - \pi_{\mathbf{x}_1}(\mathbf{x}_\delta^*)}}{\eta} + \delta TGD && \text{Lemma 6.11} \\
& \leq 2\eta n^2 T + \frac{\nu \log \frac{1}{\delta}}{\eta} + \delta TGD && \mathbf{x}_\delta^* \in \mathcal{K}_\delta.
\end{aligned}$$

Taking $\eta = O(\frac{1}{\sqrt{T}})$ and $\delta = O(\frac{1}{T})$, the above bound implies our theorem. \square

6.6 Exercises

1. Prove a lower bound on the regret of any algorithm for BCO: show that for the special case of BCO over the unit sphere, any online algorithm must incur a regret of $\Omega(\sqrt{T})$.
2. * Strengthen the above bound: show that for the special case of BLO over the d -dimensional unit simplex, with cost functions bounded in ℓ_∞ norm by one, any online algorithm must incur a regret of $\Omega(\sqrt{dT})$ as $T \rightarrow \infty$.
3. Let \mathcal{K} be convex. Show that the set \mathcal{K}_δ is convex.
4. Let \mathcal{K} be convex and contain the unit ball centered at zero. Show that for any point $\mathbf{x} \in \mathcal{K}_\delta$, the ball of radius δ centered at \mathbf{x} is contained in \mathcal{K} .
5. Consider the BCO setting with H -strongly convex functions, H is known a-priori to the online learner. Show that in this case we can attain a regret bound of $\tilde{O}(T^{2/3})$.
Hint: recall that we can attain a regret bound of $O(\log T)$ in the full-information OCO with H -strongly convex functions, and recall that the notation $\tilde{O}(\cdot)$ hides constant and poly-logarithmic terms.
6. Consider the BCO setting with the following twist: at every iteration, the player is allowed to observe **two** evaluations of the function, as opposed to just one. That is, the player gives x_t, y_t , and observes $f_t(x_t), f_t(y_t)$. Regret is measured w.r.t. x_t , as usual:

$$\sum_t f_t(\mathbf{x}_t) - \min_{\mathbf{x}^* \in \mathcal{K}} \sum_t f_t(\mathbf{x}^*)$$

Give an efficient algorithm for this setting that attains $O(\sqrt{T})$ regret.

6.7 Bibliographic Remarks

The Multi-Armed Bandit problem has history going back more than fifty years to the work of Robbins [90], see the survey of [25] for a much more detailed history. The non-stochastic MAB problem and the EXP3 algorithm, as well as tight lower bounds were given in the seminal paper of [13]. The logarithmic gap in attainable regret for non-stochastic MAB was resolved in [12].

Bandit Convex Optimization for the special case of linear cost functions and the flow polytope, was introduced and studied by Awerbuch and Kleinberg [14] in the context of online routing. The full generality BCO setting was introduced by Flaxman, Kalai and McMahan in [42], who gave the first efficient and low-regret algorithm for BCO.

The special case in which the cost functions are linear, called Bandit Linear Optimization, received significant attention. Dani, Kakade and Hayes [33] gave an optimal regret algorithm up to constants depending on the dimension. Abernethy, Hazan and Rakhlin [2] gave an efficient algorithm and introduced self-concordant barriers to the bandit setting. Self-concordant barrier functions were devised in the context of polynomial-time algorithms for convex optimization in the seminal work of Nesterov and Nemirovskii [79].

In this chapter we have considered the expected regret as a performance metric. Significant literature is devoted to high probability guarantees on the regret. High probability bounds for the MAB problem were given in [13], and for bandit linear optimization in [5]. Other more refined metrics have been recently explored in [35] and in the context of adaptive adversaries in [80, 108, 40, 74, 107].

Chapter 7

Projection-free Algorithms

In many computational and learning scenarios the main bottleneck of optimization, both online and offline, is the computation of projections onto the underlying decision set (see §2.1.1). In this section we introduce projection-free methods for OCO.

The motivating example throughout this chapter is the problem of matrix completion, which is a widely used and accepted model in the construction of recommendation systems. For matrix completion and related problems, projections amount to expensive linear algebraic operations and avoiding them is crucial in big data applications.

In this chapter we detour into classical offline convex optimization and describe the conditional gradient algorithm, also known as the Frank-Wolfe algorithm. Afterwards, we describe problems for which linear optimization can be carried out much more efficiently than projections. We conclude with an OCO algorithm that eschews projections in favor of linear optimization, in much the same flavor as its offline counterpart.

7.1 Review: relevant concepts from linear algebra

This chapter addresses rectangular matrices, which model applications such as recommendation systems naturally. Consider a matrix $X \in \mathbb{R}^{n \times m}$. A non-negative number $\sigma \in \mathbb{R}_+$ is said to be a singular value for X if there are two vectors $\mathbf{u} \in \mathbb{R}^n, \mathbf{v} \in \mathbb{R}^m$ such that

$$X^\top \mathbf{u} = \sigma \mathbf{v}, \quad X \mathbf{v} = \sigma \mathbf{u}.$$

The vectors \mathbf{u}, \mathbf{v} are called the left and right singular vectors respectively. The non-zero singular values are the square roots of the eigenvalues of the

matrix XX^\top (and $X^\top X$). The matrix X can be written as

$$X = U\Sigma V^\top, \quad U \in \mathbb{R}^{n \times \rho}, \quad V^\top \in \mathbb{R}^{\rho \times m},$$

where $\rho = \min\{n, m\}$, the matrix U is an orthogonal basis of the left singular vectors of X , the matrix V is an orthogonal basis of right singular vectors, and Σ is a diagonal matrix of singular values. This form is called the singular value decomposition for X .

The number of non-zero singular values for X is called its rank, which we denote by $k \leq \rho$. The nuclear norm of X is defined as the ℓ_1 norm of its singular values, and denoted by

$$\|X\|_* = \sum_{i=1}^{\rho} \sigma_i$$

It can be shown (see exercises) that the nuclear norm is equal to the trace of the square root of the matrix times its transpose, i.e.,

$$\|X\|_* = \mathbf{Tr}(\sqrt{X^\top X})$$

We denote by $A \bullet B$ the inner product of two matrices as vectors in $\mathbb{R}^{n \times m}$, that is

$$A \bullet B = \sum_{i=1}^n \sum_{j=1}^m A_{ij} B_{ij} = \mathbf{Tr}(AB^\top).$$

7.2 Motivation: recommender systems

Media recommendations have changed significantly with the advent of the Internet and rise of online media stores. The large amounts of data collected allow for efficient clustering and accurate prediction of users' preferences for a variety of media. A well-known example is the so called "Netflix challenge"—a competition of automated tools for recommendation from a large dataset of users' motion picture preferences.

One of the most successful approaches for automated recommendation systems, as proven in the Netflix competition, is matrix completion. Perhaps the simplest version of the problem can be described as follows.

The entire dataset of user-media preference pairs is thought of as a partially-observed matrix. Thus, every person is represented by a row in the matrix, and every column represents a media item (movie). For simplicity, let us think of the observations as binary—a person either likes or dislikes a particular movie. Thus, we have a matrix $M \in \{0, 1, *\}^{n \times m}$ where

n is the number of persons considered, m is the number of movies at our library, and 0/1 and * signify “dislike”, “like” and “unknown” respectively:

$$M_{ij} = \begin{cases} 0, & \text{person } i \text{ dislikes movie } j \\ 1, & \text{person } i \text{ likes movie } j \\ *, & \text{preference unknown} \end{cases} .$$

The natural goal is to complete the matrix, i.e. correctly assign 0 or 1 to the unknown entries. As defined so far, the problem is ill-posed, since any completion would be equally good (or bad), and no restrictions have been placed on the completions.

The common restriction on completions is that the “true” matrix has low rank. Recall that a matrix $X \in \mathbb{R}^{n \times m}$ has rank $k < \rho = \min\{n, m\}$ if and only if it can be written as

$$X = UV, \quad U \in \mathbb{R}^{n \times k}, V \in \mathbb{R}^{k \times m}.$$

The intuitive interpretation of this property is that each entry in M can be explained by only k numbers. In matrix completion this means, intuitively, that there are only k factors that determine a persons preference over movies, such as genre, director, actors and so on.

Now the simplistic matrix completion problem can be well-formulated as in the following mathematical program. Denote by $\|\cdot\|_{OB}$ the Euclidean norm only on the observed (non starred) entries of M , i.e.,

$$\|X\|_{OB}^2 = \sum_{M_{ij} \neq *} X_{ij}^2.$$

The mathematical program for matrix completion is given by

$$\begin{aligned} \min_{X \in \mathbb{R}^{n \times m}} & \frac{1}{2} \|X - M\|_{OB}^2 \\ \text{s.t.} & \quad \text{rank}(X) \leq k. \end{aligned}$$

Since the constraint over the rank of a matrix is non-convex, it is standard to consider a relaxation that replaces the rank constraint by the nuclear norm. It is known that the nuclear norm is a lower bound on the matrix rank if the singular values are bounded by one (see exercises). Thus, we arrive at the following convex program for matrix completion:

$$\begin{aligned} \min_{X \in \mathbb{R}^{n \times m}} & \frac{1}{2} \|X - M\|_{OB}^2 \\ \text{s.t.} & \quad \|X\|_* \leq k. \end{aligned} \tag{7.1}$$

We consider algorithms to solve this convex optimization problem next.

7.3 The conditional gradient method

In this section we return to the basics of convex optimization—minimization of a convex function over a convex domain as studied in Chapter 2.

The conditional gradient (CG) method, or Frank-Wolfe algorithm, is a simple algorithm for minimizing a smooth convex function f over a convex set $\mathcal{K} \subseteq \mathbb{R}^n$. The appeal of the method is that it is a first order interior point method - the iterates always lie inside the convex set, and thus no projections are needed, and the update step on each iteration simply requires to minimize a linear objective over the set. The basic method is given in Algorithm 22.

Algorithm 22 Conditional gradient

- 1: Input: step sizes $\{\eta_t \in (0, 1], t \in [T]\}$, initial point $\mathbf{x}_1 \in \mathcal{K}$.
 - 2: **for** $t = 1$ to T **do**
 - 3: $\mathbf{v}_t \leftarrow \arg \min_{\mathbf{x} \in \mathcal{K}} \{\mathbf{x}^\top \nabla f(\mathbf{x}_t)\}$.
 - 4: $\mathbf{x}_{t+1} \leftarrow \mathbf{x}_t + \eta_t(\mathbf{v}_t - \mathbf{x}_t)$.
 - 5: **end for**
-

Note that in the CG method, the update to the iterate \mathbf{x}_t may be not be in the direction of the gradient, as \mathbf{v}_t is the result of a linear optimization procedure in the direction of the negative gradient. This is depicted in Figure 7.1.

The following theorem gives an essentially tight performance guarantee of this algorithm over smooth functions. Recall our notation from Chapter 2: \mathbf{x}^* denotes the global minimizer of f over \mathcal{K} , D denotes the diameter of the set \mathcal{K} , and $h_t = f(\mathbf{x}_t) - f(\mathbf{x}^*)$ denotes the suboptimality of the objective value in iteration t .

Theorem 7.1. *The CG algorithm applied to β -smooth functions with step sizes $\eta_t = \min\{1, \frac{2H}{t}\}$, for $H \geq \max\{1, h_1\}$, attains the following convergence guarantee*

$$h_t \leq \frac{2\beta HD^2}{t}$$

Proof. As done before in this manuscript, we denote $\nabla_t = \nabla f(\mathbf{x}_t)$, and also denote $H \geq \max\{h_1, 1\}$, such that $\eta_t = \min\{1, \frac{2H}{t}\}$. For any set of step

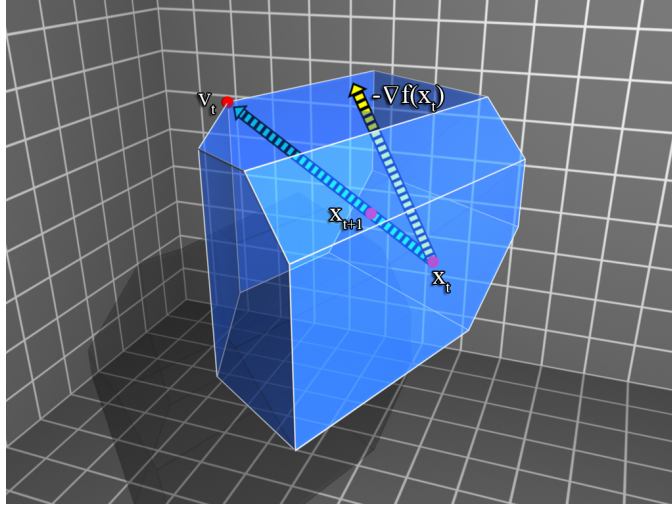


Figure 7.1: Direction of progression of the conditional gradient algorithm.

sizes, we have

$$\begin{aligned}
 f(\mathbf{x}_{t+1}) - f(\mathbf{x}^*) &= f(\mathbf{x}_t + \eta_t(\mathbf{v}_t - \mathbf{x}_t)) - f(\mathbf{x}^*) \\
 &\leq f(\mathbf{x}_t) - f(\mathbf{x}^*) + \eta_t(\mathbf{v}_t - \mathbf{x}_t)^\top \nabla_t + \eta_t^2 \frac{\beta}{2} \|\mathbf{v}_t - \mathbf{x}_t\|^2 && \text{smoothness} \\
 &\leq f(\mathbf{x}_t) - f(\mathbf{x}^*) + \eta_t(\mathbf{x}^* - \mathbf{x}_t)^\top \nabla_t + \eta_t^2 \frac{\beta}{2} \|\mathbf{v}_t - \mathbf{x}_t\|^2 && \mathbf{v}_t \text{ choice} \\
 &\leq f(\mathbf{x}_t) - f(\mathbf{x}^*) + \eta_t(f(\mathbf{x}^*) - f(\mathbf{x}_t)) + \eta_t^2 \frac{\beta}{2} \|\mathbf{v}_t - \mathbf{x}_t\|^2 && \text{convexity} \\
 &\leq (1 - \eta_t)(f(\mathbf{x}_t) - f(\mathbf{x}^*)) + \frac{\eta_t^2 \beta}{2} D^2. && (7.2)
 \end{aligned}$$

We reached the recursion $h_{t+1} \leq (1 - \eta_t)h_t + \eta_t^2 \frac{\beta D^2}{2}$, and by induction,

$$\begin{aligned}
h_{t+1} &\leq (1 - \eta_t)h_t + \eta_t^2 \frac{\beta D^2}{2} \\
&\leq (1 - \eta_t) \frac{2\beta H D^2}{t} + \eta_t^2 \frac{\beta D^2}{2} && \text{induction hypothesis} \\
&\leq \left(1 - \frac{2H}{t}\right) \frac{2\beta H D^2}{t} + \frac{4H^2}{t^2} \frac{\beta D^2}{2} && \text{value of } \eta_t \\
&= \frac{2\beta H D^2}{t} - \frac{2H^2 \beta D^2}{t^2} \\
&\leq \frac{2\beta H D^2}{t} \left(1 - \frac{1}{t}\right) && \text{since } H \geq 1 \\
&\leq \frac{2\beta H D^2}{t+1}. && \frac{t-1}{t} \leq \frac{t}{t+1}
\end{aligned}$$

□

7.3.1 Example: matrix completion via CG

As an example of an application for the conditional gradient algorithm, recall the mathematical program given by (7.1). The gradient of the objective function at point X^t is

$$\nabla f(X^t) = (X^t - M)_{OB} = \begin{cases} X_{ij}^t - M_{ij}, & (i, j) \in OB \\ 0, & \text{otherwise} \end{cases} \quad (7.3)$$

Over the set of bounded-nuclear norm matrices, the linear optimization of line 3 in Algorithm 22 becomes,

$$\begin{aligned}
&\min X \bullet \nabla_t, \quad \nabla_t = \nabla f(X_t) \\
&\text{s.t. } \|X\|_* \leq k.
\end{aligned}$$

For simplicity, let's consider square symmetric matrices, for which the nuclear norm is equivalent to the trace norm, and the above optimization problem becomes

$$\begin{aligned}
&\min X \bullet \nabla_t \\
&\text{s.t. } \mathbf{Tr}(X) \leq k.
\end{aligned}$$

It can be shown that this program is equivalent to the following (see exercises):

$$\begin{aligned} \min_{\mathbf{x} \in \mathbb{R}^n} \mathbf{x}^\top \nabla_t \mathbf{x} \\ \text{s.t. } \|\mathbf{x}\|_2^2 \leq k. \end{aligned}$$

Hence, this is an eigenvector computation in disguise! Computing the largest eigenvector of a matrix takes linear time via the power method, which also applies more generally to computing the largest singular value of rectangular matrices. With this, step 3 of Algorithm 22, which amounts to mathematical program (7.1), becomes computing $v_{\max}(-\nabla f(X^t))$, the largest eigenvector of $-\nabla f(X^t)$. Algorithm 22 takes on the modified form described in Algorithm 23.

Algorithm 23 Conditional gradient for matrix completion

- 1: Let X^1 be an arbitrary matrix of trace k in \mathcal{K} .
 - 2: **for** $t = 1$ to T **do**
 - 3: $\mathbf{v}_t = \sqrt{k} \cdot v_{\max}(-\nabla_t)$.
 - 4: $X^{t+1} = X^t + \eta_t(\mathbf{v}_t \mathbf{v}_t^\top - X^t)$ for $\eta_t \in (0, 1)$.
 - 5: **end for**
-

Comparison to other gradient-based methods. How does this compare to previous convex optimization methods for solving the same matrix completion problem? As a convex program, we can apply gradient descent, or even more advantageously in this setting, stochastic gradient descent as in §3.4. Recall that the gradient of the objective function at point X^t takes the simple form (7.3). A stochastic estimate for the gradient can be attained by observing just a single entry of the matrix M , and the update itself takes constant time as the gradient estimator is sparse. However, the projection step is significantly more difficult.

In this setting, the convex set \mathcal{K} is the set of bounded nuclear norm matrices. Projecting a matrix onto this set amounts to calculating the SVD of the matrix, which is similar in computational complexity to algorithms for matrix diagonalization or inversion. The best known algorithms for matrix diagonalization are superlinear in the matrices' size, and thus impractical for large datasets that are common in applications.

In contrast, the CG method does not require projections at all, and replaces them with linear optimization steps over the convex set, which we have observed to amount to singular vector computations. The latter

can be implemented to take linear time via the power method (or Lanczos algorithm, see bibliography).

Thus, the Conditional Gradient method allows for optimization of the mathematical program (7.1) with a linear-time operation (eigenvector using power method) per iteration, rather than a significantly more expensive computation (SVD) needed for gradient descent.

7.4 Projections vs. linear optimization

The conditional gradient (Frank-Wolfe) algorithm described before does not resort to projections, but rather computes a linear optimization problem of the form

$$\arg \min_{\mathbf{x} \in \mathcal{K}} \left\{ \mathbf{x}^\top \mathbf{u} \right\}. \quad (7.4)$$

When is the CG method computationally preferable? The overall computational complexity of an iterative optimization algorithm is the product of the number of iterations and the computational cost per iteration. The CG method does not converge as well as the most efficient gradient descent algorithms, meaning it requires more iterations to produce a solution of a comparable level of accuracy. However, for many interesting scenarios the computational cost of a linear optimization step (7.4) is *significantly* lower than that of a projection step.

Let us point out several examples of problems for which we have very efficient linear optimization algorithms, whereas our state-of-the-art algorithms for computing projections are significantly slower.

Recommendation systems and matrix prediction. In the example pointed out in the preceding section of matrix completion, known methods for projection onto the spectahedron, or more generally the bounded nuclear-norm ball, require singular value decompositions, which take superlinear time via our best known methods. In contrast, the CG method requires maximal eigenvector computations which can be carried out in linear time via the power method (or the more sophisticated Lanczos algorithm).

Network routing and convex graph problems. Various routing and graph problems can be modeled as convex optimization problems over a convex set called the flow polytope.

Consider a directed acyclic graph with m edges, a source node marked s and a target node marked t . Every path from s to t in the graph can be

represented by its identifying vector, that is a vector in $\{0, 1\}^m$ in which the entries that are set to 1 correspond to edges of the path. The flow polytope of the graph is the convex hull of all such identifying vectors of the simple paths from s to t . This polytope is also exactly the set of all unit s - t flows in the graph if we assume that each edge has a unit flow capacity (a flow is represented here as a vector in \mathbb{R}^m in which each entry is the amount of flow through the corresponding edge).

Since the flow polytope is just the convex hull of s - t paths in the graph, minimizing a linear objective over it amounts to finding a minimum weight path given weights for the edges. For the shortest path problem we have very efficient combinatorial optimization algorithms, namely Dijkstra's algorithm.

Thus, applying the CG algorithm to solve **any** convex optimization problem over the flow polytope will only require iterative shortest path computations.

Ranking and permutations. A common way to represent a permutation or ordering is by a permutation matrix. Such are square matrices over $\{0, 1\}^{n \times n}$ that contain exactly one 1 entry in each row and column.

Doubly-stochastic matrices are square, real-valued matrices with non-negative entries, in which the sum of entries of each row and each column amounts to 1. The polytope that defines all doubly-stochastic matrices is called the Birkhoff-von Neumann polytope. The Birkhoff-von Neumann theorem states that this polytope is the convex hull of exactly all $n \times n$ permutation matrices.

Since a permutation matrix corresponds to a perfect matching in a fully connected bipartite graph, linear minimization over this polytope corresponds to finding a minimum weight perfect matching in a bipartite graph.

Consider a convex optimization problem over the Birkhoff-von Neumann polytope. The CG algorithm will iteratively solve a linear optimization problem over the BVN polytope, thus iteratively solving a minimum weight perfect matching in a bipartite graph problem, which is a well-studied combinatorial optimization problem for which we know of efficient algorithms. In contrast, other gradient based methods will require projections, which are quadratic optimization problems over the BVN polytope.

Matroid polytopes. A matroid is pair (E, I) where E is a set of elements and I is a set of subsets of E called the independent sets which satisfy various interesting properties that resemble the concept of linear independence

in vector spaces. Matroids have been studied extensively in combinatorial optimization and a key example of a matroid is the graphical matroid in which the set E is the set of edges of a given graph and the set I is the set of all subsets of E which are cycle-free. In this case, I contains all the spanning trees of the graph. A subset $S \in I$ could be represented by its identifying vector which lies in $\{0, 1\}^{|E|}$ which also gives rise to the matroid polytope which is just the convex hull of all identifying vectors of sets in I . It can be shown that some matroid polytopes are defined by exponentially many linear inequalities (exponential in $|E|$), which makes optimization over them difficult.

On the other hand, linear optimization over matroid polytopes is easy using a simple greedy procedure which runs in nearly linear time. Thus, the CG method serves as an efficient algorithm to solve any convex optimization problem over matroids iteratively using only a simple greedy procedure.

7.5 The online conditional gradient algorithm

In this section we give a projection-free algorithm for OCO based on the conditional gradient method, which is projection-free and thus carries the computational advantages of the CG method to the online setting.

It is tempting to apply the CG method straightforwardly to the online appearance of functions in the OCO setting, such as the OGD algorithm in §3.1. However, it can be shown that an approach that only takes into account the last cost function is doomed to fail. The reason is that the conditional gradient method takes into account the *direction* of the gradient, and is insensitive to its *magnitude*.

Instead, we apply the CG algorithm step to the aggregate sum of all previous cost functions with added Euclidean regularization. The resulting algorithm is given formally in Algorithm 24.

Algorithm 24 Online conditional gradient

- 1: Input: convex set \mathcal{K} , T , $\mathbf{x}_1 \in \mathcal{K}$, parameters η , $\{\sigma_t\}$.
 - 2: **for** $t = 1, 2, \dots, T$ **do**
 - 3: Play \mathbf{x}_t and observe f_t .
 - 4: Let $F_t(\mathbf{x}) = \eta \sum_{\tau=1}^{t-1} \nabla_{\tau}^{\top} \mathbf{x} + \|\mathbf{x} - \mathbf{x}_1\|^2$.
 - 5: Compute $\mathbf{v}_t = \arg \min_{\mathbf{x} \in \mathcal{K}} \{\nabla F_t(\mathbf{x}_t) \cdot \mathbf{x}\}$.
 - 6: Set $\mathbf{x}_{t+1} = (1 - \sigma_t)\mathbf{x}_t + \sigma_t \mathbf{v}_t$.
 - 7: **end for**
-

We can prove the following regret bound for this algorithm. While this regret bound is suboptimal in light of the previous upper bounds we have seen, its suboptimality is compensated by the algorithm's lower computational cost.

Theorem 7.2. *Online conditional gradient (Algorithm 24) with parameters $\eta = \frac{D}{2GT^{3/4}}, \sigma_t = \min\{1, \frac{2}{t^{1/2}}\}$, attains the following guarantee*

$$\text{regret}_T = \sum_{t=1}^T f_t(\mathbf{x}_t) - \min_{\mathbf{x}^* \in \mathcal{K}} \sum_{t=1}^T f_t(\mathbf{x}^*) \leq 8DGT^{3/4}$$

As a first step in analyzing Algorithm 24, consider the points

$$\mathbf{x}_t^* = \arg \min_{\mathbf{x} \in \mathcal{K}} F_t(\mathbf{x}).$$

These are exactly the iterates of the RFTL algorithm from Chapter 5, namely Algorithm 10 with the regularization being $R(\mathbf{x}) = \|\mathbf{x} - \mathbf{x}_1\|^2$, applied to cost functions with a shift, namely:

$$\tilde{f}_t = f_t(\mathbf{x} + (\mathbf{x}_t^* - \mathbf{x}_t)).$$

The reason is that ∇_t in Algorithm 24 refers to $\nabla f_t(\mathbf{x}_t)$, whereas in the RFTL algorithm we have $\nabla_t = \nabla f_t(\mathbf{x}_t^*)$. Notice that for any point $\mathbf{x} \in \mathcal{K}$ we have $|f_t(\mathbf{x}) - \tilde{f}_t(\mathbf{x})| \leq G\|\mathbf{x}_t - \mathbf{x}_t^*\|$. Thus, according to Theorem 5.2, we have that

$$\begin{aligned} & \sum_{t=1}^T f_t(\mathbf{x}_t^*) - \sum_{t=1}^T f_t(\mathbf{x}^*) \\ & \leq 2G \sum_t \|\mathbf{x}_t - \mathbf{x}_t^*\| + \sum_{t=1}^T \tilde{f}_t(\mathbf{x}_t^*) - \sum_{t=1}^T \tilde{f}_t(\mathbf{x}^*) \\ & \leq 2G \sum_t \|\mathbf{x}_t - \mathbf{x}_t^*\| + 2\eta GT + \frac{1}{\eta} D. \end{aligned} \quad (7.5)$$

Using our previous notation, denote by $h_t(\mathbf{x}) = F_t(\mathbf{x}) - F_t(\mathbf{x}_t^*)$, and by $h_t = h_t(\mathbf{x}_t)$. The main lemma we require to proceed is the following, which relates the iterates \mathbf{x}_t to the optimal point according to the aggregate function F_t .

Lemma 7.3. *Assume that the parameters η, σ_t are chosen such that $\eta G \sqrt{h_{t+1}} \leq \frac{D^2}{2} \sigma_t^2$. Then the iterates \mathbf{x}_t of Algorithm 24 satisfy for all $t \geq 1$*

$$h_t \leq 2D^2 \sigma_t.$$

Proof. As the functions F_t are 1-smooth, applying the offline Frank-Wolfe analysis technique, and in particular Equation (7.2) to the function F_t we obtain:

$$\begin{aligned} h_t(\mathbf{x}_{t+1}) &= F_t(\mathbf{x}_{t+1}) - F_t(\mathbf{x}_t^*) \\ &\leq (1 - \sigma_t)(F_t(\mathbf{x}_t) - F_t(\mathbf{x}_t^*)) + \frac{D^2}{2}\sigma_t^2 && \text{Equation (7.2)} \\ &= (1 - \sigma_t)h_t + \frac{D^2}{2}\sigma_t^2. \end{aligned}$$

In addition, by definition of F_t and h_t we have

$$\begin{aligned} h_{t+1} &= F_t(\mathbf{x}_{t+1}) - F_t(\mathbf{x}_{t+1}^*) + \eta \nabla_{t+1}(\mathbf{x}_{t+1} - \mathbf{x}_{t+1}^*) \\ &\leq h_t(\mathbf{x}_{t+1}^*) + \eta \nabla_{t+1}(\mathbf{x}_{t+1} - \mathbf{x}_{t+1}^*) && F_t(\mathbf{x}_t^*) \leq F_t(\mathbf{x}_{t+1}^*) \\ &\leq h_t(\mathbf{x}_{t+1}) + \eta G \|\mathbf{x}_{t+1} - \mathbf{x}_{t+1}^*\|. && \text{Cauchy-Schwarz} \end{aligned}$$

Since F_t is 1-strongly convex, we have

$$\|\mathbf{x} - \mathbf{x}^*\|^2 \leq F_t(\mathbf{x}) - F_t(\mathbf{x}^*).$$

Thus,

$$\begin{aligned} h_{t+1} &\leq h_t(\mathbf{x}_{t+1}) + \eta G \|\mathbf{x}_{t+1} - \mathbf{x}_{t+1}^*\| \\ &\leq h_t(\mathbf{x}_{t+1}) + \eta G \sqrt{h_{t+1}}. \end{aligned}$$

From the above we have the recursion:

$$\begin{aligned} h_{t+1} &\leq h_t(1 - \sigma_t) + \frac{D^2}{2}\sigma_t^2 + \eta G \sqrt{h_{t+1}} \\ &\leq h_t(1 - \sigma_t) + D^2\sigma_t^2. && \text{since } \eta G \sqrt{h_{t+1}} \leq \frac{D^2}{2}\sigma_t^2 \end{aligned}$$

We now claim that the theorem follows inductively. The base of the induction holds since, for $t = 1$, the definition of F_1 implies

$$h_1 = F_1(\mathbf{x}_1) - F_1(\mathbf{x}^*) = \|\mathbf{x}_1 - \mathbf{x}^*\|^2 \leq D^2 \leq 2D^2\sigma_1.$$

Assuming the bound is true for t , we now show it holds for $t + 1$ as well:

$$\begin{aligned} h_{t+1} &\leq h_t(1 - \sigma_t) + D^2\sigma_t^2 \\ &\leq 2D^2\sigma_t(1 - \sigma_t) + D^2\sigma_t^2 \\ &= 2D^2\sigma_t \left(1 - \frac{\sigma_t}{2}\right) \\ &\leq 2D^2\sigma_{t+1}, \end{aligned}$$

as required. The last inequality follows by the definition of σ_t (see exercises). \square

We proceed to use this lemma in order to prove our theorem:

Proof of Theorem 7.2. By definition, the functions F_t are 1-strongly convex. Thus, we have for $\mathbf{x}_t^* = \arg \min_{\mathbf{x} \in \mathcal{K}} F_t(\mathbf{x})$:

$$\|\mathbf{x} - \mathbf{x}_t^*\|^2 \leq F_t(\mathbf{x}) - F_t(\mathbf{x}_t^*).$$

Hence,

$$\begin{aligned} f_t(\mathbf{x}_t) - f_t(\mathbf{x}_t^*) &\leq G\|\mathbf{x}_t - \mathbf{x}_t^*\| \\ &\leq G\sqrt{F_t(\mathbf{x}_t) - F_t(\mathbf{x}_t^*)} \\ &\leq 2GD\sqrt{\sigma_t}. \end{aligned} \quad \text{Lemma 7.3} \quad (7.6)$$

Putting everything together we obtain:

$$\begin{aligned} \text{Regret}_T(\text{OCG}) &= \sum_{t=1}^T f_t(\mathbf{x}_t) - \sum_{t=1}^T f_t(\mathbf{x}^*) \\ &= \sum_{t=1}^T [f_t(\mathbf{x}_t) - f_t(\mathbf{x}_t^*) + f_t(\mathbf{x}_t^*) - f_t(\mathbf{x}^*)] \\ &\leq \sum_{t=1}^T 2GD\sqrt{\sigma_t} + \sum_t [f_t(\mathbf{x}_t^*) - f_t(\mathbf{x}^*)] \quad \text{by (7.6)} \\ &\leq 4GDT^{3/4} + \sum_t [f_t(\mathbf{x}_t^*) - f_t(\mathbf{x}^*)] \\ &\leq 4GDT^{3/4} + 2G \sum_t \|\mathbf{x}_t - \mathbf{x}_t^*\| + 2\eta GT + \frac{1}{\eta} D. \quad \text{by (7.5)} \end{aligned}$$

Let $\eta = \frac{D}{2GT^{3/4}}$, and notice that this satisfies the constraint of Lemma 7.3, which requires $\eta G\sqrt{h_{t+1}} \leq \frac{D^2}{2}\sigma_t^2$. In addition, $\eta < 1$ for T large enough. We thus obtain:

$$\begin{aligned} \text{regret}_T(\text{OCG}) &\leq 4GDT^{3/4} + 2\eta G^2 T + \frac{D^2}{\eta} \\ &\leq 4GDT^{2/3} + DGT^{1/4} + 2DGT^{3/4} \leq 8DGT^{3/4}. \end{aligned}$$

\square

7.6 Exercises

1. Prove that if the singular values are smaller than or equal to one, then the nuclear norm is a lower bound on the rank, i.e., show

$$\text{rank}(X) \geq \|X\|_*.$$

2. Prove that the trace is related to the nuclear norm via

$$\|X\|_* = \mathbf{Tr}(\sqrt{XX^\top}) = \mathbf{Tr}(\sqrt{X^\top X}).$$

3. Show that maximizing a linear function over the spectahedron is equivalent to a maximal eigenvector computation. That is, show that the following mathematical program:

$$\begin{aligned} & \min X \bullet C \\ & X \in S_d = \{X \in \mathbb{R}^{d \times d}, X \succcurlyeq 0, \mathbf{Tr}(X) \leq 1\}, \end{aligned}$$

is equivalent to the following:

$$\begin{aligned} & \min_{\mathbf{x} \in \mathbb{R}^d} \mathbf{x}^\top C \mathbf{x} \\ & \text{s.t. } \|\mathbf{x}\|_2 \leq 1. \end{aligned}$$

4. Prove that for any $c \in [0, 1]$ and $\sigma_t = \frac{2}{t^c}$ it holds that

$$\sigma_t \left(1 - \frac{\sigma_t}{2}\right) \leq \sigma_{t+1}.$$

5. Download the MovieLens dataset from the web. Implement an online recommendation system based on the matrix completion model: implement the OCG and OGD algorithms for matrix completion. Benchmark your results.

7.7 Bibliographic Remarks

The matrix completion model has been extremely popular since its inception in the context of recommendation systems [103, 88, 94, 70, 26, 101].

The conditional gradient algorithm was devised in the seminal paper by Frank and Wolfe [43]. Due to the applicability of the FW algorithm to large-scale constrained problems, it has been a method of choice in recent machine learning applications, to name a few: [61, 69, 60, 39, 50, 58, 98, 16, 104, 46, 47, 18].

The online conditional gradient algorithm is due to [58]. An optimal regret algorithm, attaining the $O(\sqrt{T})$ bound, for the special case of polyhedral sets was devised in [47].

Chapter 8

Games, Duality and Regret

In this chapter we tie the material covered thus far to some of the most intriguing concepts in optimization and game theory. We shall use the existence of OCO algorithms to prove convex duality as well as von Neumann's minimax theorem.

Historically, the theory of games was developed by von Neumann in the early 1930's, separately from the development of linear programming (LP) by Dantzig a decade later. In Dantzig's memoirs, a meeting between him and von Neumann at Princeton is described, in which von Neumann essentially formulated and proved linear programming duality. At that time, no mention was made to the existence and uniqueness of equilibrium in zero-sum games, which is captured by the minimax theorem. Both concepts were originally captured and proved using very different mathematical techniques: the minimax theorem was originally proved using machinery from mathematical topology, whereas linear programming duality was shown using convexity and geometric tools.

More than half a century later, Freund and Schapire tied both concepts, which were by then known to be strongly related, to regret minimization. We shall follow their lead in this chapter, introduce the relevant concepts and give concise proofs using the machinery developed earlier in this manuscript.

The chapter can be read with basic familiarity with linear programming and little or no background in game theory. We define LP and zero-sum games succinctly, barely enough to prove the duality theorem and the minimax theorem. The reader is referred to the numerous wonderful texts available on linear programming and game theory for a much more thorough introduction and definitions.

8.1 Linear programming and duality

Linear programming is a widely successful and practical convex optimization framework. Amongst its numerous successes is the Nobel prize award given on account of its application to economics. It is a special case of the convex optimization problem from Chapter 2 in which \mathcal{K} is a polyhedron (i.e., an intersection of a finite set of halfspaces) and the objective function is a linear function. Thus, a linear program can be described as follows, where ($A \in \mathbb{R}^{n \times m}$):

$$\begin{array}{ll} \text{minimize} & c^\top \mathbf{x} \\ \text{s.t.} & A\mathbf{x} \geq b \end{array}$$

The above formulation can be transformed into several different forms via basic manipulations. For example, any LP can be transformed to an equivalent LP with the variables taking only non-negative values. This can be accomplished by writing every variable x as $x = x^+ - x^-$, with $x^+, x^- \geq 0$. It can be verified that this transformation leaves us with another LP, whose variables are non-negative, and contains at most twice as many variables (see exercises section for more details).

We are now ready to define a central notion in LP and state the duality theorem:

Theorem 8.1 (The duality theorem). *Given a linear program:*

$$\begin{array}{ll} \text{minimize} & c^\top \mathbf{x} \\ \text{s.t.} & A\mathbf{x} \geq b, \\ & \mathbf{x} \geq 0 \end{array}$$

its dual program is given by:

$$\begin{array}{ll} \text{maximize} & b^\top \mathbf{y} \\ \text{s.t.} & A^\top \mathbf{y} \leq c, \\ & \mathbf{y} \geq 0 \end{array}$$

and the objectives of both problems are either equal or unbounded.

8.2 Zero-sum games and equilibria

The theory of games and zero-sum games in particular are a field of study by themselves with significant applications in economics. We give here brief definitions of the main concepts studied in this chapter.

Let us start with an example of a zero-sum game we all know: the rock-paper-scissors game. In this game each of the two players chooses a strategy: either rock, scissors or paper. The winner is determined according to the following table, where 0 denotes a draw, -1 denotes that the row player wins, and 1 denotes a column player victory.

-	scissors	paper	rock
rock	-1	1	0
paper	1	0	-1
scissors	0	-1	1

Table 8.1: Example of a zero-sum game in matrix representation.

The rock-paper-scissors game is called a “zero-sum” game since one can think of the numbers as losses for the row player (loss of -1 resembles victory, 1 loss and 0 draw), in which case the column player receives a loss which is exactly the negation of the loss of the row player. Thus the sum of losses which both players suffer is zero in every outcome of the game.

Noticed that we termed one player as the “row player” and the other as the “column player” corresponding to the matrix losses. Such a matrix representation is far more general:

Definition 8.2. *A two-player zero-sum-game in normal form is given by a matrix $A \in [0, 1]^{n \times m}$. The loss for the row player playing strategy $i \in [n]$ is equal to the negative loss (payoff) of the column player playing strategy $j \in [m]$ and equal to A_{ij} .*

The fact that the losses were defined in the range $[0, 1]$ is arbitrary, as the concept of main importance we define next is invariant to scaling and shifting by a constant.

A central concept in game theory is equilibrium. There are many different notions of equilibria. In two-player zero-sum games, an equilibrium is a pair of strategies $(i, j) \in [n] \times [m]$ with the following property: given that the column player plays j , there is no strategy that dominates i - i.e., every other strategy $k \in [n]$ gives higher or equal loss to the row player. Equilibrium requires that a symmetric property for strategy j holds - it is not dominated by any other strategy given that the row player plays i .

It turns out that some games do not have an equilibrium as defined above, e.g., the rock-paper-scissors game above. However, we can extend the notion of a strategy to a *mixed* strategy - a distribution over “pure” strategies. The loss of a mixed strategy is the expected loss according to the

distribution over pure strategies. More formally, if the row player chooses $\mathbf{x} \in \Delta_n$ and column player chooses $\mathbf{y} \in \Delta_m$, then the expected loss of the row player (which is the negative payoff to the column player) is given by:

$$\mathbf{E}[\text{loss}] = \sum_{i \in [n]} \mathbf{x}_i \sum_{j \in [m]} \mathbf{y}_j A(i, j) = \mathbf{x}^\top \mathbf{A} \mathbf{y}.$$

We can now generalize the notion of equilibrium to mixed strategies. Given a row strategy \mathbf{x} , it is dominated by $\tilde{\mathbf{x}}$ with respect to a column strategy \mathbf{y} if and only if

$$\mathbf{x}^\top \mathbf{A} \mathbf{y} > \tilde{\mathbf{x}}^\top \mathbf{A} \mathbf{y}.$$

We say that \mathbf{x} is dominant with respect to \mathbf{y} if and only if it is not dominated by any other mixed strategy. A pair (\mathbf{x}, \mathbf{y}) is an equilibrium for game A if and only if both \mathbf{x} and \mathbf{y} are dominant with respect to each other (can you find the equilibrium for the example we started with?).

At this point, some natural questions arise: Is there always an equilibrium in a given zero-sum game? Is it unique? Can it be computed efficiently? Are there natural repeated-game-playing strategies that reach it?

It turns out that the answer to all questions above is affirmative. Let us rephrase these questions in a different way. Consider the optimal row strategy, i.e., a mixed strategy \mathbf{x} , such that $\mathbf{E}[\text{loss}]$ is minimized, no matter what the column player does. The optimal strategy for the row player would be:

$$\mathbf{x}^* \in \arg \min_{\mathbf{x} \in \Delta_n} \max_{\mathbf{y} \in \Delta_m} \mathbf{x}^\top \mathbf{A} \mathbf{y}.$$

Notice that we use the notation $\mathbf{x}^* \in$ rather than $\mathbf{x}^* =$, since in general the set of strategies attaining the minimal loss over worst-case column strategies can contain more than a single strategy. Similarly, the optimal strategy for the column player would be:

$$\mathbf{y}^* \in \arg \max_{\mathbf{y} \in \Delta_m} \min_{\mathbf{x} \in \Delta_n} \mathbf{x}^\top \mathbf{A} \mathbf{y}.$$

Playing these strategies, no matter what the column player does, the row player would pay no more than

$$\lambda_R = \min_{\mathbf{x} \in \Delta_n} \max_{\mathbf{y} \in \Delta_m} \mathbf{x}^\top \mathbf{A} \mathbf{y} = \max_{\mathbf{y} \in \Delta_m} \mathbf{x}^{*\top} \mathbf{A} \mathbf{y}$$

and column player would earn at least

$$\lambda_C = \max_{\mathbf{y} \in \Delta_m} \min_{\mathbf{x} \in \Delta_n} \mathbf{x}^\top \mathbf{A} \mathbf{y} = \min_{\mathbf{x} \in \Delta_n} \mathbf{x}^\top \mathbf{A} \mathbf{y}^*$$

With these definitions we can state von Neumann's famous minimax theorem:

Theorem 8.3 (von Neumann minimax theorem). *In any zero-sum game, it holds that $\lambda_R = \lambda_C$.*

This theorem answers all our above questions on the affirmative. The value $\lambda^* = \lambda_C = \lambda_R$ is called the value of the game, and its existence and uniqueness imply that any \mathbf{x}^* and \mathbf{y}^* in the appropriate optimality sets are an equilibrium.

We proceed to give a constructive proof of von Neumann's theorem which also yields an efficient algorithm as well as natural repeated-game playing strategies that converge to it.

8.2.1 Equivalence of von Neumann Theorem and LP duality

The von Neumann theorem is equivalent to the duality theorem of linear programming in a very strong sense, and either implies the other via simple reduction (thus it suffices to prove only von Neumann's theorem to prove the duality theorem).

The first part of this equivalence is shown by representing a zero-sum game as a primal-dual linear program instance.

Observe that the definition of an optimal row strategy and value is equivalent to the following LP:

$$\begin{aligned} \min \quad & \lambda \\ \text{s.t.} \quad & \sum \mathbf{x}_i = 1 \\ & \forall i \in [m] . \mathbf{x}^\top A e_i \leq \lambda \\ & \forall i \in [n] . \mathbf{x}_i \geq 0 \end{aligned}$$

To see that the optimum of the above LP is attained at λ_R , note that the constraint $\mathbf{x}^\top A e_i \leq \lambda \quad \forall i \in [m]$ is equivalent to the constraint $\forall \mathbf{y} \in \Delta_m . \mathbf{x}^\top A \mathbf{y} \leq \lambda$, since:

$$\forall \mathbf{y} \in \Delta_m . \mathbf{x}^\top A \mathbf{y} = \sum_{j=1}^m \mathbf{x}^\top A e_j \cdot y_j \leq \lambda \sum_{j=1}^m y_j = \lambda$$

The dual program to the above LP is given by

$$\begin{aligned} \max \quad & \mu \\ \text{s.t.} \quad & \sum \mathbf{y}_i = 1 \\ & \forall i \in [n] . e_i^\top \mathbf{A} \mathbf{y} \geq \mu \\ & \forall i \in [m] . \mathbf{y}_i \geq 0 \end{aligned}$$

By similar arguments, the dual program precisely defines λ_C and \mathbf{y}^* . The duality theorem asserts that $\lambda_R = \lambda_C = \lambda^*$, which gives von Neumann's theorem.

The other direction, i.e., showing that von Neumann's theorem implies LP duality, is slightly more involved. Basically, one can convert any LP into the format of a zero-sum game. Special care is needed to ensure that the original LP is indeed feasible, as zero-sum games are always feasible. The details are left as an exercise at the end of this chapter.

8.3 Proof of von Neumann Theorem

In this section we give a proof of von Neumann's theorem using online convex optimization algorithms.

The first part of the theorem, which is also known as weak duality in the LP context, is rather straightforward:

Direction 1 ($\lambda_R \geq \lambda_C$):

Proof.

$$\begin{aligned} \lambda_R &= \min_{\mathbf{x} \in \Delta_n} \max_{\mathbf{y} \in \Delta_m} \mathbf{x}^\top \mathbf{A} \mathbf{y} \\ &= \max_{\mathbf{y} \in \Delta_m} \mathbf{x}^{\star \top} \mathbf{A} \mathbf{y} && \text{definition of } \mathbf{x}^* \\ &\geq \max_{\mathbf{y} \in \Delta_m} \min_{\mathbf{x} \in \Delta_n} \mathbf{x}^\top \mathbf{A} \mathbf{y} \\ &= \lambda_C. \end{aligned}$$

□

The second and main direction, known as strong duality in the LP context, requires the technology of online convex optimization we have proved thus far:

Direction 2 ($\lambda_R \leq \lambda_C$):

Proof. We consider a repeated game A (as defined by the $n \times m$ matrix above), for $t = 1, 2, \dots, T$. Iteratively, the row player provides a mixed strategy $\mathbf{x}_t \in \Delta_n$, column player plays mixed strategy $\mathbf{y}_t \in \Delta_m$, and the loss of the row player, which equals to the payoff of the column player, equals $\mathbf{x}_t^\top A \mathbf{y}_t$.

The row player generates the mixed strategies \mathbf{x}_t according to an OCO algorithm—i.e., using the Exponentiated Gradient algorithm from Chapter 5. The convex decision set is taken to be the n dimensional simplex $\mathcal{K} = \Delta_n = \{\mathbf{x} \in \mathbb{R}^n \mid \mathbf{x}(i) \geq 0, \sum \mathbf{x}(i) = 1\}$. The loss function at time t is given by

$$f_t(\mathbf{x}) = \mathbf{x}^\top A \mathbf{y}_t \quad (f_t \text{ is linear with respect to } \mathbf{x})$$

Spelling out the EG strategy for this particular instance, we have

$$\mathbf{x}_{t+1}(i) \leftarrow \frac{\mathbf{x}_t(i) e^{-\eta A_i \mathbf{y}_t}}{\sum_j \mathbf{x}_t(j) e^{-\eta A_j \mathbf{y}_t}}.$$

Then, by appropriate choice of η and Corollary 5.7, we have

$$\sum_t f_t(\mathbf{x}_t) \leq \min_{\mathbf{x}^* \in \mathcal{K}} \sum_t f_t(\mathbf{x}^*) + \sqrt{2T \log n}. \quad (8.1)$$

The column player plays his best response to the row player's strategy, that is:

$$\mathbf{y}_t = \arg \max_{\mathbf{y} \in \Delta_m} \mathbf{x}_t^\top A \mathbf{y} \quad (8.2)$$

Denote the average mixed strategies by:

$$\bar{\mathbf{x}} = \frac{1}{t} \sum_{\tau=1}^t \mathbf{x}_\tau, \quad \bar{\mathbf{y}} = \frac{1}{t} \sum_{\tau=1}^t \mathbf{y}_\tau.$$

Then, we have

$$\begin{aligned}
\lambda_R &= \min_{\mathbf{x}} \max_{\mathbf{y}} \mathbf{x}^\top \mathbf{A} \mathbf{y} \\
&\leq \max_{\mathbf{y}} \bar{\mathbf{x}}^\top \mathbf{A} \mathbf{y} && \text{special case} \\
&= \frac{1}{T} \sum_t \mathbf{x}_t \mathbf{A} \mathbf{y}^* \\
&\leq \frac{1}{T} \sum_t \mathbf{x}_t \mathbf{A} \mathbf{y}_t && \text{by (8.2)} \\
&\leq \frac{1}{T} \min_{\mathbf{x}} \sum_t \mathbf{x}^\top \mathbf{A} \mathbf{y}_t + \sqrt{2 \log n / T} && \text{by (8.1)} \\
&= \min_{\mathbf{x}} \mathbf{x}^\top \mathbf{A} \bar{\mathbf{y}} + \sqrt{2 \log n / T} \\
&\leq \max_{\mathbf{y}} \min_{\mathbf{x}} \mathbf{x}^\top \mathbf{A} \mathbf{y} + \sqrt{2 \log n / T} && \text{special case} \\
&= \lambda_C + \sqrt{2 \log n / T}
\end{aligned}$$

Thus $\lambda_R \leq \lambda_C + \sqrt{2 \log n / T}$. As $T \rightarrow \infty$, we obtain part 2 of the theorem. \square

Discussion. Notice that besides the basic definitions, the only tool used in the proof is the existence of low-regret algorithms for OCO. The fact that the regret bounds for EG, and more generally OCO algorithms, were defined without restricting the cost functions, and that they can even be adversarially chosen, is crucial for the proof. The functions f_t are defined according to \mathbf{y}_t , which is chosen based on \mathbf{x}_t . Thus, the cost functions we constructed are adversarially chosen after the decision \mathbf{x}_t was made by the row player.

8.4 Approximating Linear Programs

The technique in the preceding section not only proves the minimax theorem (and thus linear programming duality), but also entails an efficient algorithm for solving zero-sum games, and, by equivalence, linear programs.

Consider the following simple algorithm:

Algorithm 25 Simple LP

-
- 1: Input: linear program in zero-sum game format, by matrix $A \in \mathbb{R}^{n \times m}$.
 - 2: Let $\mathbf{x}_1 = [1/n, 1/n, \dots, 1/n]$
 - 3: **for** $t = 1$ to T **do**
 - 4: Compute $\mathbf{y}_t = \max_{\mathbf{y} \in \Delta_m} \mathbf{x}_t^\top A \mathbf{y}$
 - 5: Update $\forall i . \mathbf{x}_{t+1}(i) \leftarrow \frac{\mathbf{x}_t(i) e^{-\eta A_i \mathbf{y}_t}}{\sum_j \mathbf{x}_t(j) e^{-\eta A_j \mathbf{y}_t}}$
 - 6: **end for**
 - 7: **return** $\bar{\mathbf{x}} = \frac{1}{T} \sum_{t=1}^T \mathbf{x}_t$
-

Almost immediately we obtain from the previous derivation the following:

Lemma 8.4. *The returned vector $\bar{\mathbf{p}}$ of Algorithm 25 is a $\frac{\sqrt{2 \log n}}{\sqrt{T}}$ -approximate solution to the zero-sum game / LP.*

Proof. Following the exact same steps of the previous derivation, we have

$$\begin{aligned}
\max_{\mathbf{y}} \bar{\mathbf{x}}^\top A \mathbf{y} &= \frac{1}{T} \sum_t \mathbf{x}_t^\top A \mathbf{y}^* \\
&\leq \frac{1}{T} \sum_t \mathbf{x}_t^\top A \mathbf{y}_t && \text{by (8.2)} \\
&\leq \frac{1}{T} \min_{\mathbf{x}} \sum_t \mathbf{x}^\top A \mathbf{y}_t + \sqrt{2 \log n / T} && \text{by (8.1)} \\
&= \min_{\mathbf{x}} \mathbf{x}^\top A \bar{\mathbf{y}} + \sqrt{2 \log n / T} \\
&\leq \max_q \min_{\mathbf{x}} \mathbf{x}^\top A \mathbf{y}_q + \sqrt{2 \log n / T} && \text{special case} \\
&= \lambda^* + \sqrt{2 \log n / T}
\end{aligned}$$

Therefore, for each $i \in [m]$:

$$\bar{\mathbf{x}}^\top A e_i \leq \lambda^* + \frac{\sqrt{2 \log n}}{\sqrt{T}}$$

□

Thus, to obtain an ε -approximate solution, one would need $\frac{2 \log n}{\varepsilon^2}$ iterations, each involving a very simple update procedure.

8.5 Exercises

1. In this question we prove a special case of Sion's generalization to the minimax theorem. Let $f : X \times Y \mapsto \mathbb{R}$ be a real valued function on $X \times Y$, where X, Y are bounded convex sets in Euclidean space \mathbb{R}^d . Let f be convex-concave, i.e.,
 - (a) For every $\mathbf{y} \in Y$, the function $f(\cdot, \mathbf{y}) : X \mapsto \mathbb{R}$ is convex.
 - (b) For every $\mathbf{x} \in X$, the function $f(\mathbf{x}, \cdot) : Y \mapsto \mathbb{R}$ is concave.

Prove that

$$\min_{\mathbf{x} \in X} \max_{\mathbf{y} \in Y} f(\mathbf{x}, \mathbf{y}) = \max_{\mathbf{y} \in Y} \min_{\mathbf{x} \in X} f(\mathbf{x}, \mathbf{y})$$

2. Read the paper of Adler [6], and explain in brief how to convert a linear program to a zero-sum game.
3. Consider a repeated zero-sum game over a matrix A in which both players change their mixed strategies according to a low-regret algorithm over the linear cost/payoff functions of the game. Prove that the average value of the game approaches that of an equilibrium of the game given by A .

8.6 Bibliographic Remarks

Game theory was founded in the late 1920's-early '30s, whose cornerstone was laid in the classic text "Theory of Games and Economic Behavior" by von Neumann and Morgenstern [81].

Linear programming is a fundamental mathematical optimization and modeling tool, dating back to the 1940's and the work of Kantorovich [64] and Dantzig [34]. Duality for linear programming was conceived by von Neumann, as described by Dantzig in an interview [8].

The beautiful connection between low-regret algorithms and solving zero-sum games was discovered by Freund and Schapire [45]. More general connections of convergence of low-regret algorithms to equilibria in games were studied by Hart and Mas-Colell [51], and more recently in [41, 93].

Approximation algorithms that arise via simple Lagrangian relaxation techniques were pioneered by Plotkin, Schmoys and Tardos [84]. See also the survey [11] and more recent developments that give rise to sublinear time algorithms [30, 59].

Chapter 9

Learning Theory, Generalization and OCO

In our treatment of OCO so far we have only implicitly discussed learning theory. The framework of OCO was shown to capture applications such as learning classifiers online, prediction with expert advice and online portfolio selection. We have introduced the metric of regret and gave efficient algorithms to minimize regret in various settings. We have also argued that minimizing regret is a meaningful approach for a host of online prediction problems.

In this section we draw a formal and strong connection between OCO and the theory of learning. We begin by giving the basic definitions of statistical learning theory, and proceed to describe how the applications studied in this manuscript relate to this model. We then continue to show how regret minimization in the OCO setting gives rise to computationally efficient learning algorithms.

9.1 The setting of statistical learning theory

The theory of statistical learning models the problem of learning a concept from examples. A concept is a mapping from domain \mathcal{X} to labels \mathcal{Y} , denoted $C : \mathcal{X} \mapsto \mathcal{Y}$. As an example, the problem of optical character recognition has the domain \mathcal{X} of all 8×8 bitmap images, the label set \mathcal{Y} is the latin alphabet, and the concept C maps a bitmap into the character depicted in the image.

Statistical theory models the problem of learning a concept by allowing access to labelled examples from the target distribution. The learning

algorithm has access to pairs from an unknown distribution

$$(\mathbf{x}, y) \sim \mathcal{D} \quad , \quad \mathbf{x} \in \mathcal{X} \quad , \quad y \in \mathcal{Y}.$$

The goal is to be able to predict y as a function of \mathbf{x} , i.e., to **learn** a hypothesis, or a mapping from \mathcal{X} to \mathcal{Y} , denoted $h : \mathcal{X} \mapsto \mathcal{Y}$, with small error with respect to the distribution \mathcal{D} . In the case that the label set is binary $\mathcal{Y} = \{0, 1\}$, or discrete such as in optical character recognition, the *generalization error* of an hypothesis h with respect to distribution \mathcal{D} is given by

$$\text{error}(h) \triangleq \mathbf{E}_{(\mathbf{x}, y) \sim \mathcal{D}} [h(\mathbf{x}) \neq y].$$

More generally, the goal is to learn a hypothesis that minimizes the loss according to a (usually convex) loss function $\ell : \mathcal{Y} \times \mathcal{Y} \mapsto \mathbb{R}$. In this case the generalization error of a hypothesis is defined as:

$$\text{error}(h) \triangleq \mathbf{E}_{(\mathbf{x}, y) \sim \mathcal{D}} [\ell(h(\mathbf{x}), y)].$$

We henceforth consider learning algorithms \mathcal{A} that observe a sample from the distribution \mathcal{D} , denoted $S \sim \mathcal{D}^m$ for a sample of m examples, $S = \{(\mathbf{x}_1, y_1), \dots, (\mathbf{x}_m, y_m)\}$, and produce a hypothesis $\mathcal{A}(S) : \mathcal{X} \mapsto \mathcal{Y}$ based on this sample.

The goal of statistical learning can thus be summarised as follows:

Given access to i.i.d. samples from an arbitrary distribution over $\mathcal{X} \times \mathcal{Y}$ corresponding to a certain concept, learn a hypothesis $h : \mathcal{X} \mapsto \mathcal{Y}$ which has arbitrarily small generalization error with respect to a given loss function.

9.1.1 Overfitting

In the problem of optical character recognition the task is to recognize a character from a given image in bitmap format. To model it in the statistical learning setting, the domain \mathcal{X} is the set of all $n \times n$ bitmap images for some integer n . The label set \mathcal{Y} is the latin alphabet, and the concept C maps a bitmap into the character depicted in the image.

Consider the naive algorithm which fits the perfect hypothesis for a given sample, in this case set of bitmaps. Namely, $\mathcal{A}(S)$ is the hypothesis which correctly maps any given bitmap input \mathbf{x}_i to its correct label y_i , and maps all unseen bitmaps to the character “1.”

Clearly, this hypothesis does a very poor job of generalizing from experience - all possible future images that have not been observed yet will

be classified without regard to their properties, surely an erroneous classification most times. However - the training set, or observed examples, are perfectly classified by this hypothesis!

This disturbing phenomenon is called “overfitting,” a central concern in machine learning. Before continuing to add the necessary components in learning theory to prevent overfitting, we turn our attention to a formal statement of when overfitting can appear.

9.1.2 No free lunch?

The following theorem shows that learning, as stated in the goal of statistical learning theory, is impossible without restricting the hypothesis class being considered. For simplicity, we consider the zero-one loss in this section.

Theorem 9.1 (No Free Lunch Theorem). *Consider any domain \mathcal{X} of size $|\mathcal{X}| = 2m > 4$, and any algorithm \mathcal{A} which outputs a hypothesis $\mathcal{A}(S)$ given a sample S . Then there exists a concept $C : \mathcal{X} \rightarrow \{0, 1\}$ and a distribution \mathcal{D} such that:*

- *The generalization error of the concept C is zero.*
- *With probability at least $\frac{1}{10}$, the error of the hypothesis generated by \mathcal{A} is at least $\text{error}(\mathcal{A}(S)) \geq \frac{1}{10}$.*

The proof of this theorem is based on the probabilistic method, a useful technique for showing the existence of combinatorial objects by showing that the probability they exist in some distributional setting is bounded away from zero. In our setting, instead of explicitly constructing a concept C with the required properties, we show it exists by a probabilistic argument.

Proof. We show that for any learner, there is some learning task (i.e. “hard” concept) that it will not learn well. Formally, take \mathcal{D} to be the uniform distribution over \mathcal{X} . Our proof strategy will be to show the following inequality, where we take a uniform distribution over all concepts $\mathcal{X} \mapsto \{0, 1\}$

$$Q \stackrel{\text{def}}{=} \mathbf{E}_{C: \mathcal{X} \rightarrow \{0,1\}} [\mathbf{E}_{S \sim \mathcal{D}^m} [\text{error}(\mathcal{A}(S))]] \geq \frac{1}{4}$$

as an intermediate step, and then use Markov’s Inequality to conclude the theorem.

We proceed by using the linearity property of expectations, which allows us to swap the order of expectations, and then conditioning on the event that $\mathbf{x} \in S$.

$$\begin{aligned}
Q &= \mathbf{E}_S[\mathbf{E}_C[\mathbf{E}_{\mathbf{x} \in \mathcal{X}}[\mathcal{A}(S)(\mathbf{x}) \neq C(\mathbf{x})]]] \\
&= \mathbf{E}_{S, \mathbf{x}}[\mathbf{E}_C[\mathcal{A}(S)(\mathbf{x}) \neq C(\mathbf{x}) | \mathbf{x} \in S] \Pr[\mathbf{x} \in S]] \\
&\quad + \mathbf{E}_{S, \mathbf{x}}[\mathbf{E}_C[\mathcal{A}(S)(\mathbf{x}) \neq C(\mathbf{x}) | \mathbf{x} \notin S] \Pr[\mathbf{x} \notin S]].
\end{aligned}$$

All terms in the above expression, and in particular the first term, are non-negative and at least 0. Also note that since the domain size is $2m$ and the sample is of size $|S| \leq m$, we have $\Pr[\mathbf{x} \notin S] \geq \frac{1}{2}$. Finally, observe that $\Pr[\mathcal{A}(S)(\mathbf{x}) \neq C(\mathbf{x})] = \frac{1}{2}$ for all $\mathbf{x} \notin S$ since we are given that the “true” concept C is chosen uniformly at random over all possible concepts. Hence, we get that:

$$Q \geq 0 + \frac{1}{2} \cdot \frac{1}{2} = \frac{1}{4},$$

which is the intermediate step we wanted to show. The random variable $\mathbf{E}_{S \sim \mathcal{D}^m}[\text{error}(\mathcal{A}(S))]$ attains values in the range $[0, 1]$. Since its expectation is at least $\frac{1}{4}$, the event that it attains a value of at least $\frac{1}{4}$ is non-empty. Thus, there exists a concept such that

$$\mathbf{E}_{S \sim \mathcal{D}^m}[\text{error}(\mathcal{A}(S))] \geq \frac{1}{4}$$

where, as assumed beforehand, \mathcal{D} is the uniform distribution over \mathcal{X} .

We now conclude with Markov’s Inequality: since the expectation above over the error is at least one-fourth, the probability over examples such that the error of \mathcal{A} over a random sample is at least one-tenth is at least

$$\Pr_{S \sim \mathcal{D}^m} \left(\text{error}(\mathcal{A}(S)) \geq \frac{1}{10} \right) \geq \frac{\frac{1}{4} - \frac{1}{10}}{1 - \frac{1}{10}} > \frac{1}{10}.$$

□

9.1.3 Examples of learning problems

The conclusion of the previous theorem is that the space of possible concepts being considered in a learning problem needs to be restricted for any meaningful guarantee. Thus, learning theory concerns itself with concept classes, also called hypothesis classes, which are sets of possible hypotheses from which one would like to learn. We denote the concept (hypothesis) class by $\mathcal{H} = \{h : \mathcal{X} \mapsto \mathcal{Y}\}$.

Common examples of learning problems that can be formalized in this model and the corresponding definitions include:

- The problem of optical character recognition has the domain \mathcal{X} of all $n \times n$ bitmap images for some integer n , the label set \mathcal{Y} is the latin alphabet, and the concept C maps a bitmap into the character depicted in the image. A common (finite) hypothesis class for this problem is the set of all decision trees with bounded depth.
- Linear classification for text: the domain is a subset of Euclidean space, i.e., $\mathcal{X} \subseteq \mathbb{R}^d$, where a document is represented in its bag-of-words representation and d is the size of the dictionary. The label set \mathcal{Y} is binary, where one indicates a certain classification or topic, e.g. “Economics,” and zero others. The hypothesis class is the set of all bounded-norm vectors in Euclidean space $\mathcal{H} = \{h_{\mathbf{w}}, \mathbf{w} \in \mathbb{R}^d, \|\mathbf{w}\|_2^2 \leq \omega\}$ such that $h_{\mathbf{w}}(\mathbf{x}) = \mathbf{w}^\top \mathbf{x}$. The loss function is chosen to be the hinge loss, i.e., $\ell(\hat{y}, y) = \max\{0, 1 - \hat{y}y\}$.

The resulting formulation is known as soft-margin SVM, which we have encountered in previous chapters.

9.1.4 Defining generalization and learnability

We are now ready to give the fundamental definition of statistical learning theory, called Probably Approximately Correct (PAC) learning:

Definition 9.2 (PAC learnability). *A hypothesis class \mathcal{H} is PAC learnable with respect to loss function $\ell : \mathcal{Y} \times \mathcal{Y} \mapsto \mathbb{R}$ if the following holds. There exists an algorithm \mathcal{A} that accepts $S_T = \{(\mathbf{x}_t, y_t), t \in [T]\}$ and returns hypotheses $\mathcal{A}(S_T) \in \mathcal{H}$ that satisfies: for any $\varepsilon, \delta > 0$ there exists a sufficiently large natural number $T = T(\varepsilon, \delta)$, such that for any distribution \mathcal{D} over pairs (\mathbf{x}, y) and T samples from this distribution, it holds that with probability at least $1 - \delta$*

$$\text{error}(\mathcal{A}(S_T)) \leq \varepsilon.$$

A few remarks regarding this definition:

- The set S_T of samples from the underlying distribution is called the training set. The error in the above definition is called the **generalization error**, as it describes the overall error of the concept as generalized from the observed training set. The behavior of the number of samples T as a function of the parameters ε, δ and the concept class is called the **sample complexity** of \mathcal{H} .
- The definition of PAC learning says nothing about computational efficiency. Computational learning theory usually requires, in addition to

the definition above, that the algorithm \mathcal{A} is efficient, i.e., polynomial running time with respect to $\varepsilon, \log \frac{1}{\delta}$ and the representation of the hypothesis class. The representation size for a discrete set of concepts is taken to be the logarithm of the number of hypotheses in \mathcal{H} , denoted $\log |\mathcal{H}|$.

- If the hypothesis $\mathcal{A}(S_T)$ returned by the learning algorithm belongs to the hypothesis class \mathcal{H} , as in the definition above, we say that \mathcal{H} is **properly learnable**. More generally, \mathcal{A} may return hypothesis from a different hypothesis class, in which case we say that \mathcal{H} is **non-properly learnable**.

The fact that the learning algorithm can learn up to *any* desired accuracy $\varepsilon > 0$ is called the **realizability assumption** and greatly reduces the generality of the definition. It amounts to requiring that a hypothesis with near-zero error belongs to the hypothesis class. In many cases, concepts are only approximately learnable by a given hypothesis class, or inherent noise in the problem prohibits realizability (see exercises).

This issue is addressed in the definition of a more general learning concept, called **agnostic learning**:

Definition 9.3 (agnostic PAC learnability). *The hypothesis class \mathcal{H} is agnostically PAC learnable with respect to loss function $\ell : \mathcal{Y} \times \mathcal{Y} \mapsto \mathbb{R}$ if the following holds. There exists an algorithm \mathcal{A} that accepts $S_T = \{(\mathbf{x}_t, y_t), t \in [T]\}$ and returns hypothesis $\mathcal{A}(S_T)$ that satisfies: for any $\varepsilon, \delta > 0$ there exists a sufficiently large natural number $T = T(\varepsilon, \delta)$ such that for any distribution \mathcal{D} over pairs (\mathbf{x}, y) and T samples from this distribution, it holds that with probability at least $1 - \delta$*

$$\text{error}(\mathcal{A}(S_T)) \leq \min_{h \in \mathcal{H}} \{\text{error}(h)\} + \varepsilon.$$

With these definitions, we can state the fundamental theorem of statistical learning theory for finite hypothesis classes:

Theorem 9.4 (PAC learnability of finite hypothesis classes). *Every finite concept class \mathcal{H} is agnostically PAC learnable with sample complexity that is $\text{poly}(\varepsilon, \delta, \log |\mathcal{H}|)$.*

In the following sections we prove this theorem, and in fact a more general statement that holds also for certain infinite hypothesis classes. The complete characterization of which infinite hypothesis classes are learnable

is a deep and fundamental question, whose complete answer was given by Vapnik and Chervonenkis (see bibliography).

The question of which (finite or infinite) hypothesis classes are **efficiently** PAC learnable, especially in the non-proper sense, is still at the forefront of learning theory today.

9.2 Agnostic learning using OCO

In this section we show how to use online convex optimization for agnostic PAC learning. Following the paradigm of this manuscript, we describe and analyze a reduction from agnostic learning to OCO for convex loss functions. The reduction is formally described in Algorithm 26.

Algorithm 26 Reduction: Learning \Rightarrow OCO

- 1: Input: OCO algorithm \mathcal{A} , convex hypothesis class $\mathcal{H} \subseteq \mathbb{R}^d$, convex loss function ℓ , parameters ε, δ .
- 2: Let $h_1 \leftarrow \mathcal{A}(\emptyset)$.
- 3: **for** $t = 1$ to T **do**
- 4: Draw labeled example $(\mathbf{x}_t, y_t) \sim \mathcal{D}$.
- 5: Let $f_t(h) = \ell(h(\mathbf{x}_t), y_t)$.
- 6: Update

$$h_{t+1} = \mathcal{A}(f_1, \dots, f_t).$$

- 7: **end for**
 - 8: Return $\bar{h} = \frac{1}{T} \sum_{t=1}^T h_t$.
-

For this reduction we assumed that the concept (hypothesis) class is a convex subset of Euclidean space. A similar reduction can be carried out for discrete hypothesis classes (see exercises). In fact, the technique we explore below will work for any hypothesis set \mathcal{H} that admits a low regret algorithm, and can be generalized to infinite hypothesis classes that are known to be learnable.

Let $h^* = \arg \min_{h \in \mathcal{H}} \{\text{error}(h)\}$ be the hypothesis in class \mathcal{H} that minimizes the error. Given that \mathcal{A} guarantees sublinear regret, our simple reduction implies learning, as given in the following theorem.

Theorem 9.5. *Let \mathcal{A} be an OCO algorithm whose regret after T iterations is guaranteed to be bounded by $\text{regret}_T(\mathcal{A})$. Then for any $\delta > 0$, with probability*

at least $1 - \delta$, it holds that

$$\text{error}(\bar{h}) \leq \text{error}(h^*) + \frac{\text{regret}_T(\mathcal{A})}{T} + \sqrt{\frac{8 \log(\frac{2}{\delta})}{T}}.$$

In particular, for $T = O(\frac{1}{\varepsilon^2} \log \frac{1}{\delta} + T_\varepsilon(\mathcal{A}))$, where $T_\varepsilon(\mathcal{A})$ is the integer T such that $\frac{\text{regret}_T(\mathcal{A})}{T} \leq \varepsilon$, we have

$$\text{error}(\bar{h}) \leq \text{error}(h^*) + \varepsilon.$$

How general is the theorem above? In the previous chapters we have described and analyzed OCO algorithms with regret guarantees that behave asymptotically as $O(\sqrt{T})$ or better. This translates to sample complexity of $O(\frac{1}{\varepsilon^2} \log \frac{1}{\delta})$ (see exercises), which is known to be tight for certain scenarios.

To prove this theorem we need some tools from probability theory, and in particular concentration inequalities which we survey next.

9.2.1 Reminder: measure concentration and martingales

Let us briefly discuss the notion of a martingale in probability theory. For intuition, it is useful to recall the simple random walk. Let X_i be a Rademacher random variable which takes values

$$X_i = \begin{cases} 1, & \text{with probability } \frac{1}{2} \\ -1, & \text{with probability } \frac{1}{2} \end{cases}$$

A simple symmetric random walk is described by the sum of such random variables, depicted in Figure 9.1. Let $X = \sum_{i=1}^T X_i$ be the position after T steps of this random walk. The expectation and variance of this random variable are $\mathbf{E}[X] = 0$, $\text{Var}(X) = T$.

The phenomenon of measure concentration addresses the probability of a random variable to attain values within range of its standard deviation. For the random variable X , this probability is much higher than one would expect using only the first and second moments. Using only the variance, it follows from Chebychev's inequality that

$$\Pr \left[|X| \geq c\sqrt{T} \right] \leq \frac{1}{c^2}.$$

However, the event that $|X|$ is centred around $O(\sqrt{T})$ is in fact much tighter, and can be bounded by the Hoeffding-Chernoff lemma as follows

$$\Pr[|X| \geq c\sqrt{T}] \leq 2e^{-\frac{c^2}{2}} \quad \text{Hoeffding-Chernoff lemma.}$$

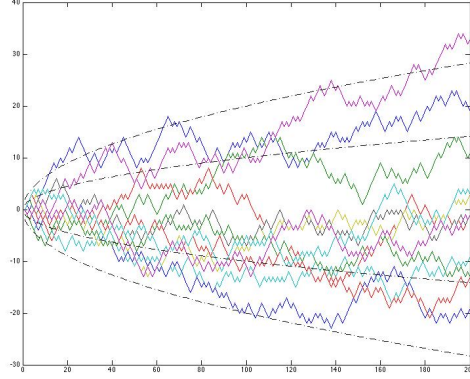


Figure 9.1: Symmetric random walk: 12 trials of 200 steps. The black dotted lines are the functions $\pm\sqrt{x}$ and $\pm 2\sqrt{x}$ respectively.

Thus, deviating by a constant from the standard deviation decreases the probability exponentially, rather than polynomially. This well-studied phenomenon generalizes to sums of weakly dependent random variables and martingales, which are important for our application.

Definition 9.6. *A sequence of random variables X_1, X_2, \dots is called a martingale if it satisfies:*

$$\mathbf{E}[X_{t+1} | X_t, X_{t-1}, \dots, X_1] = X_t \quad \forall t > 0.$$

A similar concentration phenomenon to the random walk sequence occurs in martingales. This is captured in the following theorem by Azuma.

Theorem 9.7 (Azuma's inequality). *Let $\{X_i\}_{i=1}^T$ be a martingale of T random variables that satisfy $|X_i - X_{i+1}| \leq 1$. Then:*

$$\Pr[|X_T - X_0| > c] \leq 2e^{-\frac{c^2}{2T}}.$$

By symmetry, Azuma's inequality implies,

$$\Pr[X_T - X_0 > c] = \Pr[X_0 - X_T > c] \leq e^{-\frac{c^2}{2T}}. \quad (9.1)$$

9.2.2 Analysis of the reduction

We are ready to prove the performance guarantee for the reduction in Algorithm 26. Assume for simplicity that the loss function ℓ is bounded in the interval $[0, 1]$, i.e.,

$$\forall \hat{y}, y \in \mathcal{Y}, \ell(\hat{y}, y) \in [0, 1].$$

Proof of Theorem 9.5. We start by defining a sequence of random variables that form a martingale. Let

$$Z_t \triangleq \text{error}(h_t) - \ell(h_t(\mathbf{x}_t), y_t), \quad X_t \triangleq \sum_{i=1}^t Z_i.$$

Let us verify that $\{X_t\}$ is indeed a bounded martingale. Notice that by definition of $\text{error}(h)$, we have that

$$\mathbf{E}_{(\mathbf{x}, y) \sim \mathcal{D}}[Z_t | X_{t-1}] = \text{error}(h_t) - \mathbf{E}_{(\mathbf{x}, y) \sim \mathcal{D}}[\ell(h_t(\mathbf{x}), y)] = 0$$

Thus, by the definition of Z_t ,

$$\mathbf{E}[X_{t+1} | X_t, \dots, X_1] = \mathbf{E}[Z_{t+1} | X_t] + X_t = X_t.$$

In addition, by our assumption that the loss is bounded, we have that (see exercises)

$$|X_t - X_{t-1}| = |Z_t| \leq 1. \quad (9.2)$$

Therefore we can apply Azuma's theorem to the martingale $\{X_t\}$, or rather its consequence (9.1), and get

$$\Pr[X_T > c] \leq e^{-\frac{c^2}{2T}}.$$

Plugging in the definition of X_T , dividing by T and using $c = \sqrt{2T \log(\frac{2}{\delta})}$:

$$\Pr \left[\frac{1}{T} \sum_{t=1}^T \text{error}(h_t) - \frac{1}{T} \sum_{t=1}^T \ell(h_t(\mathbf{x}_t), y_t) > \sqrt{\frac{2 \log(\frac{2}{\delta})}{T}} \right] \leq \frac{\delta}{2}. \quad (9.3)$$

A similar martingale can be defined for h^* rather than h_t , and repeating the analogous definitions and applying Azuma's inequality we get:

$$\Pr \left[\frac{1}{T} \sum_{t=1}^T \text{error}(h^*) - \frac{1}{T} \sum_{t=1}^T \ell(h^*(\mathbf{x}_t), y_t) < -\sqrt{\frac{2 \log(\frac{2}{\delta})}{T}} \right] \leq \frac{\delta}{2}. \quad (9.4)$$

For notational convenience, let us use the following notation:

$$\begin{aligned}\Gamma_1 &= \frac{1}{T} \sum_{t=1}^T \text{error}(h_t) - \frac{1}{T} \sum_{t=1}^T \ell(h_t(\mathbf{x}_t), y_t), \\ \Gamma_2 &= \frac{1}{T} \sum_{t=1}^T \text{error}(h^*) - \frac{1}{T} \sum_{t=1}^T \ell(h^*(\mathbf{x}_t), y_t).\end{aligned}$$

Next, observe that

$$\begin{aligned}& \frac{1}{T} \sum_{t=1}^T \text{error}(h_t) - \text{error}(h^*) \\ &= \Gamma_1 - \Gamma_2 + \frac{1}{T} \sum_{t=1}^T \ell(h_t(\mathbf{x}_t), y_t) - \frac{1}{T} \sum_{t=1}^T \ell(h^*(\mathbf{x}_t), y_t) \\ &\leq \frac{\text{regret}_T(\mathcal{A})}{T} + \Gamma_1 - \Gamma_2,\end{aligned}$$

where in the last inequality we have used the definition $f_t(h) = \ell(h(\mathbf{x}_t), y_t)$. From the above and Inequalities (9.3), (9.4) we get

$$\begin{aligned}& \Pr \left[\frac{1}{T} \sum_{t=1}^T \text{error}(h_t) - \text{error}(h^*) > \frac{\text{regret}_T(\mathcal{A})}{T} + 2\sqrt{\frac{2 \log(\frac{2}{\delta})}{T}} \right] \\ &\leq \Pr \left[\Gamma_1 - \Gamma_2 > 2\sqrt{\frac{2 \log(\frac{1}{\delta})}{T}} \right] \\ &\leq \Pr \left[\Gamma_1 > \sqrt{\frac{2 \log(\frac{1}{\delta})}{T}} \right] + \Pr \left[\Gamma_2 \leq -\sqrt{\frac{2 \log(\frac{1}{\delta})}{T}} \right] \\ &\leq \delta. \quad \text{Inequalities (9.3), (9.4)}\end{aligned}$$

By convexity we have that $\text{error}(\bar{h}) \leq \frac{1}{T} \sum_{t=1}^T \text{error}(h_t)$. Thus, with probability at least $1 - \delta$,

$$\text{error}(\bar{h}) \leq \frac{1}{T} \sum_{t=1}^T \text{error}(h_t) \leq \text{error}(h^*) + \frac{\text{regret}_T(\mathcal{A})}{T} + \sqrt{\frac{8 \log(\frac{2}{\delta})}{T}}.$$

□

9.3 Exercises

1. Strengthen the no free lunch Theorem 9.1 to show the following: For any $\varepsilon > 0$, there exists a finite domain \mathcal{X} , such that for any learning algorithm \mathcal{A} which given a sample S produces hypothesis $\mathcal{A}(S)$, there exists a distribution D and a concept $C : X \mapsto \{0, 1\}$ such that

- $\text{error}(C) = 0$
- $\mathbf{E}_{S \sim \mathcal{D}^m}[\text{error}(\mathcal{A}(S))] \geq \frac{1}{2} - \varepsilon$

2. Let \mathcal{A} be an agnostic learning algorithm for the finite hypothesis class $\mathcal{H} : \mathcal{X} \mapsto \mathcal{Y}$ and the zero-one loss. Consider any concept $C : X \mapsto Y$ which is realized by \mathcal{H} , and the concept \hat{C} which is obtained by replacing the label associated with each domain entry $x \in X$ randomly with probability $\varepsilon_0 > 0$ every time x is sampled independently. That is:

$$\hat{C}(x) = \begin{cases} 1, & \text{with probability } \frac{\varepsilon_0}{2} \\ 0, & \text{with probability } \frac{\varepsilon_0}{2} \\ C(x), & \text{otherwise} \end{cases}$$

Prove that \mathcal{A} can ε -approximate the concept \hat{C} : that is, show that \mathcal{A} can be used to produce a hypothesis $h_{\mathcal{A}}$ that has error

$$\text{error}_D(h_{\mathcal{A}}) \leq \frac{1}{2}\varepsilon_0 + \varepsilon$$

with probability at least $1 - \delta$ for every ε, δ with sample complexity polynomial in $\frac{1}{\varepsilon}, \log \frac{1}{\delta}, \log |H|$.

3. Prove inequality 9.2.
4. (Sample complexity of SVM)
Consider the class of hypothesis given by hyperplanes in Euclidean space with bounded norm

$$\mathcal{H} = \{\mathbf{x} \in \mathbb{R}^d, \|\mathbf{x}\|_2 \leq \lambda\}$$

Give an algorithm to PAC-learn this class with respect to the hinge loss function using reduction 26. Analyze the resulting computational and sample complexity.

5. Show how to use a modification of reduction 26 to learn a finite (non-convex) hypothesis class.
HINT: instead of returning \bar{h} , consider returning a hypothesis at random.

9.4 Bibliographic Remarks

The foundations of statistical and computational learning theory were put forth in the seminal works of Vapnik [106] and Valiant [105] respectively. There are numerous fantastic texts on statistical and computational learning theory, see e.g., [65].

Reductions from the online to the statistical (a.k.a. “batch”) setting were initiated by Littlestone [72]. Tighter and more general bounds were explored in [27, 28, 109].

The probabilistic method is attributed to Paul Erdos, see the illuminating text of Alon and Spencer [10].

Acknowledgements

First of all, I gratefully acknowledge the numerous contributions and insight of the students of the course “decision analysis” given at the Technion during 2010-2014, as well as the students of “theoretical machine learning” taught at Princeton University during 2015-2016.

I would like to thank the friends, colleagues and students that have contributed many suggestions and corrections. A partial list includes: Sanjeev Arora, Shai Shalev-Shwartz, Aleksander Madry, Yoram Singer, Satyen Kale, Alon Gonen, Roi Livni, Gal Lavee, Maayan Harel, Daniel Khasabi, Shuang Liu, Jason Altschuler, Haipeng Luo, Zeyuan Allen-Zhu, Mehrdad Mahdavi, Jaehyun Park, Baris Ungun, Maria Gregori, Tengyu Ma, Kayla McCue, Esther Rolf, Jeremy Cohen, Daniel Suo, Lydia Liu, Fermi Ma, Mert Al, Amir Reza Asadi, Carl Gabel, Nati Srebro, Abbas Mehrabian, Chris Liaw, Nikhil Bansal, Naman Agarwal, Raunak Kumar, Zhize Li, Sheng Zhang, Swati Gupta and Xinyi Chen.

I thank Udi Aharoni for his artwork and illustrations depicting algorithms in this book.

I am forever indebted to my teacher and mentor, Sanjeev Arora, without him this book would not be possible.

Finally, I am grateful for the love and support of my wife and children: Dana, Hadar, Yoav, and Oded.

Elad Hazan
Princeton

Errata from first version

- **found by Zhize Li, section 8.4:** Algorithm 25 needs to be initialized by a point of full support, for the relative entropy (and hence regret bound) to be finite. Changed to start with uniform distribution.
- **found by Zhize Li, section 7.3.1:** The norm of $\|\mathbf{x}\|$ should be \sqrt{k} rather than k .
- **found by Naman Agarwal, lemma 6.2:** Replace $\hat{\ell}_t(i_t)$ with $\hat{\ell}_t(\mathbf{x}_t)$.
- **found by Nikhil Bansal, Section 6.5:** In proof of Theorem 6.9, Theorem 5.1 cannot be used directly, since the $\|\cdot\|_t$ norm is not shown to be the $\|\cdot\|_{\mathbf{x}_t}$ norm. Correction is to use Lemma 5.2 instead, and derive the RFTL bound, using Lemma 6.8 to get the local norm.
- **found by Raunak Kumar, Section 5.6:** AdaGrad incorporated an additional δI inconsistently in G_t . We have eliminated the δI altogether, using pseudo-inverse for the analysis, and tightened the regret bound.
- **found by Mitsuru Toyoda, Section 4.3:** the conditions $n \geq 1, T \geq 4$ changed to $n > 1, T \geq 8$.
- **found by Lin Chen, Section 7.5:** the η parameter in Theorem 7.2 needs to be $\frac{D}{2GT^{3/4}}$, changed from $\frac{G}{DT^{3/4}}$.
- **found by Jonathan Wolfram Siegel, Section 2.1:** Pythagorean theorem is true for inner-product norms, and not all norms.
- **found by Sheng Zhang, Section 6.1:** Lemma 6.1 mis-explained (also tightened the bound).
- **found by Xinyi Chen, Section 7.3:** Fixed learning rate to be bounded by one.

Bibliography

- [1] Jacob Abernethy, Rafael M. Frongillo, and Andre Wibisono. Minimax option pricing meets black-scholes in the limit. In *Proceedings of the Forty-fourth Annual ACM Symposium on Theory of Computing, STOC '12*, pages 1029–1040, New York, NY, USA, 2012. ACM.
- [2] Jacob Abernethy, Elad Hazan, and Alexander Rakhlin. Competing in the dark: An efficient algorithm for bandit linear optimization. In *Proceedings of the 21st Annual Conference on Learning Theory*, pages 263–274, 2008.
- [3] Jacob Abernethy, Chansoo Lee, Abhinav Sinha, and Ambuj Tewari. Online linear optimization via smoothing. In *Proceedings of The 27th Conference on Learning Theory*, pages 807–823, 2014.
- [4] Jacob Abernethy, Chansoo Lee, and Ambuj Tewari. Perturbation techniques in online learning and optimization. In Tamir Hazan, George Papandreou, and Daniel Tarlow, editors, *Perturbations, Optimization, and Statistics*, Neural Information Processing Series, chapter 8. MIT Press, 2016. to appear.
- [5] Jacob Abernethy and Alexander Rakhlin. Beating the adaptive bandit with high probability. In *Proceedings of the 22nd Annual Conference on Learning Theory*, 2009.
- [6] Ilan Adler. The equivalence of linear programs and zero-sum games. *International Journal of Game Theory*, 42(1):165–177, 2013.
- [7] Amit Agarwal, Elad Hazan, Satyen Kale, and Robert E. Schapire. Algorithms for portfolio management based on the newton method. In *Proceedings of the 23rd International Conference on Machine Learning, ICML '06*, pages 9–16, New York, NY, USA, 2006. ACM.

- [8] Donald J. Albers, Constance Reid, and George B. Dantzig. An interview with george b. dantzig: The father of linear programming. *The College Mathematics Journal*, 17(4):pp. 292–314, 1986.
- [9] Zeyuan Allen-Zhu and Elad Hazan. Optimal black-box reductions between optimization objectives. *CoRR*, abs/1603.05642, 2016.
- [10] Noga Alon and Joel Spencer. *The Probabilistic Method*. John Wiley, 1992.
- [11] Sanjeev Arora, Elad Hazan, and Satyen Kale. The multiplicative weights update method: a meta-algorithm and applications. *Theory of Computing*, 8(6):121–164, 2012.
- [12] Jean-Yves Audibert and Sébastien Bubeck. Minimax policies for adversarial and stochastic bandits. In *COLT 2009 - The 22nd Conference on Learning Theory, Montreal, Quebec, Canada, June 18-21, 2009*, 2009.
- [13] Peter Auer, Nicolò Cesa-Bianchi, Yoav Freund, and Robert E. Schapire. The nonstochastic multiarmed bandit problem. *SIAM J. Comput.*, 32(1):48–77, 2003.
- [14] Baruch Awerbuch and Robert Kleinberg. Online linear optimization and adaptive routing. *J. Comput. Syst. Sci.*, 74(1):97–114, 2008.
- [15] Katy S. Azoury and M. K. Warmuth. Relative loss bounds for on-line density estimation with the exponential family of distributions. *Mach. Learn.*, 43(3):211–246, June 2001.
- [16] Francis Bach, Simon Lacoste-Julien, and Guillaume Obozinski. On the equivalence between herding and conditional gradient algorithms. In John Langford and Joelle Pineau, editors, *Proceedings of the 29th International Conference on Machine Learning (ICML-12)*, ICML '12, pages 1359–1366, New York, NY, USA, July 2012. Omnipress.
- [17] Louis Bachelier. Théorie de la spéculation. *Annales Scientifiques de l'École Normale Supérieure*, 3(17):21–86, 1900.
- [18] Aurélien Bellet, Yingyu Liang, Alireza Bagheri Garakani, Maria-Florina Balcan, and Fei Sha. Distributed frank-wolfe algorithm: A unified framework for communication-efficient sparse learning. *CoRR*, abs/1404.2644, 2014.

- [19] Fischer Black and Myron Scholes. The pricing of options and corporate liabilities. *Journal of Political Economy*, 81(3):637–654, 1973.
- [20] Avrim Blum and Adam Kalai. Universal portfolios with and without transaction costs. *Mach. Learn.*, 35(3):193–205, June 1999.
- [21] J.M. Borwein and A.S. Lewis. *Convex Analysis and Nonlinear Optimization: Theory and Examples*. CMS Books in Mathematics. Springer, 2006.
- [22] Bernhard E. Boser, Isabelle M. Guyon, and Vladimir N. Vapnik. A training algorithm for optimal margin classifiers. In *Proceedings of the Fifth Annual Workshop on Computational Learning Theory, COLT '92*, pages 144–152, 1992.
- [23] S. Boyd and L. Vandenberghe. *Convex Optimization*. Cambridge University Press, March 2004.
- [24] Sébastien Bubeck. Convex optimization: Algorithms and complexity. *Foundations and Trends in Machine Learning*, 8(3–4):231–357, 2015.
- [25] Sébastien Bubeck and Nicolò Cesa-Bianchi. Regret analysis of stochastic and nonstochastic multi-armed bandit problems. *Foundations and Trends in Machine Learning*, 5(1):1–122, 2012.
- [26] E. Candes and B. Recht. Exact matrix completion via convex optimization. *Foundations of Computational Mathematics*, 9:717–772, 2009.
- [27] N. Cesa-Bianchi, A. Conconi, and C. Gentile. On the generalization ability of on-line learning algorithms. *IEEE Trans. Inf. Theor.*, 50(9):2050–2057, September 2006.
- [28] N. Cesa-Bianchi and C. Gentile. Improved risk tail bounds for on-line algorithms. *Information Theory, IEEE Transactions on*, 54(1):386–390, Jan 2008.
- [29] Nicolò Cesa-Bianchi and Gábor Lugosi. *Prediction, Learning, and Games*. Cambridge University Press, 2006.
- [30] Kenneth L. Clarkson, Elad Hazan, and David P. Woodruff. Sublinear optimization for machine learning. *J. ACM*, 59(5):23:1–23:49, November 2012.

- [31] Corinna Cortes and Vladimir Vapnik. Support-vector networks. *Machine Learning*, 20(3):273–297, 1995.
- [32] Thomas Cover. Universal portfolios. *Math. Finance*, 1(1):1–19, 1991.
- [33] Varsha Dani, Thomas Hayes, and Sham Kakade. The price of bandit information for online optimization. In J.C. Platt, D. Koller, Y. Singer, and S. Roweis, editors, *Advances in Neural Information Processing Systems 20*. MIT Press, Cambridge, MA, 2008.
- [34] G. B. Dantzig. *Maximization of a Linear Function of Variables Subject to Linear Inequalities, in Activity Analysis of Production and Allocation*, chapter XXI. Wiley, New York, 1951.
- [35] Ofer Dekel, Ambuj Tewari, and Raman Arora. Online bandit learning against an adaptive adversary: from regret to policy regret. In *Proceedings of the 29th International Conference on Machine Learning, ICML 2012, Edinburgh, Scotland, UK, June 26 - July 1, 2012*, 2012.
- [36] Peter DeMarzo, Ilan Kremer, and Yishay Mansour. Online trading algorithms and robust option pricing. In *STOC '06: Proceedings of the thirty-eighth annual ACM symposium on Theory of computing*, pages 477–486, 2006.
- [37] John Duchi, Elad Hazan, and Yoram Singer. Adaptive subgradient methods for online learning and stochastic optimization. *The Journal of Machine Learning Research*, 12:2121–2159, 2011.
- [38] John C. Duchi, Elad Hazan, and Yoram Singer. Adaptive subgradient methods for online learning and stochastic optimization. In *COLT 2010 - The 23rd Conference on Learning Theory, Haifa, Israel, June 27-29, 2010*, pages 257–269, 2010.
- [39] Miroslav Dudík, Zaïd Harchaoui, and Jérôme Malick. Lifted coordinate descent for learning with trace-norm regularization. *Journal of Machine Learning Research - Proceedings Track*, 22:327–336, 2012.
- [40] E. Even-Dar, S. Kakade, and Y. Mansour. Online markov decision processes. *Mathematics of Operations Research*, 34(3):726–736, 2009.
- [41] Eyal Even-dar, Yishay Mansour, and Uri Nadav. On the convergence of regret minimization dynamics in concave games. In *Proceedings of the Forty-first Annual ACM Symposium on Theory of Computing, STOC '09*, pages 523–532, 2009.

- [42] Abraham Flaxman, Adam Tauman Kalai, and H. Brendan McMahan. Online convex optimization in the bandit setting: Gradient descent without a gradient. In *Proceedings of the 16th Annual ACM-SIAM Symposium on Discrete Algorithms*, pages 385–394, 2005.
- [43] M. Frank and P. Wolfe. An algorithm for quadratic programming. *Naval Research Logistics Quarterly*, 3:149–154, 1956.
- [44] Yoav Freund and Robert E. Schapire. A decision-theoretic generalization of on-line learning and an application to boosting. *J. Comput. Syst. Sci.*, 55(1):119–139, August 1997.
- [45] Yoav Freund and Robert E. Schapire. Adaptive game playing using multiplicative weights. *Games and Economic Behavior*, 29(1–2):79 – 103, 1999.
- [46] Dan Garber and Elad Hazan. Approximating semidefinite programs in sublinear time. In *NIPS*, pages 1080–1088, 2011.
- [47] Dan Garber and Elad Hazan. Playing non-linear games with linear oracles. In *FOCS*, pages 420–428, 2013.
- [48] A .J. Grove, N. Littlestone, and D. Schuurmans. General convergence results for linear discriminant updates. *Machine Learning*, 43(3):173–210, 2001.
- [49] James Hannan. Approximation to bayes risk in repeated play. In *M. Dresher, A. W. Tucker, and P. Wolfe, editors, Contributions to the Theory of Games, volume 3*, pages 97–139, 1957.
- [50] Zaïd Harchaoui, Matthijs Douze, Mattis Paulin, Miroslav Dudík, and Jérôme Malick. Large-scale image classification with trace-norm regularization. In *CVPR*, pages 3386–3393, 2012.
- [51] Sergiu Hart and Andreu Mas-Colell. A simple adaptive procedure leading to correlated equilibrium. *Econometrica*, 68(5):1127–1150, 2000.
- [52] Elad Hazan. *Efficient Algorithms for Online Convex Optimization and Their Applications*. PhD thesis, Princeton University, Princeton, NJ, USA, 2006. AAI3223851.
- [53] Elad Hazan. A survey: The convex optimization approach to regret minimization. In Suvrit Sra, Sebastian Nowozin, and Stephen J. Wright, editors, *Optimization for Machine Learning*, pages 287–302. MIT Press, 2011.

- [54] Elad Hazan, Amit Agarwal, and Satyen Kale. Logarithmic regret algorithms for online convex optimization. In *Machine Learning*, volume 69(2–3), pages 169–192, 2007.
- [55] Elad Hazan and Satyen Kale. Extracting certainty from uncertainty: Regret bounded by variation in costs. In *The 21st Annual Conference on Learning Theory (COLT)*, pages 57–68, 2008.
- [56] Elad Hazan and Satyen Kale. On stochastic and worst-case models for investing. In *Advances in Neural Information Processing Systems 22*. MIT Press, 2009.
- [57] Elad Hazan and Satyen Kale. Beyond the regret minimization barrier: an optimal algorithm for stochastic strongly-convex optimization. *Journal of Machine Learning Research - Proceedings Track*, pages 421–436, 2011.
- [58] Elad Hazan and Satyen Kale. Projection-free online learning. In *ICML*, 2012.
- [59] Elad Hazan, Tomer Koren, and Nati Srebro. Beating sgd: Learning svms in sublinear time. In *Advances in Neural Information Processing Systems*, pages 1233–1241, 2011.
- [60] Martin Jaggi. Revisiting frank-wolfe: Projection-free sparse convex optimization. In *ICML*, 2013.
- [61] Martin Jaggi and Marek Sulovský. A simple algorithm for nuclear norm regularized problems. In *ICML*, pages 471–478, 2010.
- [62] Adam Kalai and Santosh Vempala. Efficient algorithms for universal portfolios. *J. Mach. Learn. Res.*, 3:423–440, March 2003.
- [63] Adam Kalai and Santosh Vempala. Efficient algorithms for online decision problems. *Journal of Computer and System Sciences*, 71(3):291–307, 2005.
- [64] L.V. Kantorovich. A new method of solving some classes of extremal problems. *Doklady Akad Sci USSR*, 28:211–214, 1940.
- [65] Michael J. Kearns and Umesh V. Vazirani. *An Introduction to Computational Learning Theory*. MIT Press, Cambridge, MA, USA, 1994.

- [66] Jyrki Kivinen and Manfred K. Warmuth. Exponentiated gradient versus gradient descent for linear predictors. *Inf. Comput.*, 132(1):1–63, 1997.
- [67] Jyrki Kivinen and Manfred K. Warmuth. Relative loss bounds for multidimensional regression problems. *Machine Learning*, 45(3):301–329, 2001.
- [68] Jyrki Kivinen and Manfred K. Warmuth. Averaging expert predictions. In Paul Fischer and Hans Ulrich Simon, editors, *Computational Learning Theory*, volume 1572 of *Lecture Notes in Computer Science*, pages 153–167. Springer Berlin Heidelberg, 1999.
- [69] Simon Lacoste-Julien, Martin Jaggi, Mark W. Schmidt, and Patrick Pletscher. Block-coordinate frank-wolfe optimization for structural svms. In *Proceedings of the 30th International Conference on Machine Learning, ICML 2013, Atlanta, GA, USA, 16-21 June 2013*, pages 53–61, 2013.
- [70] J. Lee, B. Recht, R. Salakhutdinov, N. Srebro, and J. A. Tropp. Practical large-scale optimization for max-norm regularization. In *NIPS*, pages 1297–1305, 2010.
- [71] N. Littlestone and M. K. Warmuth. The weighted majority algorithm. In *Proceedings of the 30th Annual Symposium on the Foundations of Computer Science*, pages 256–261, 1989.
- [72] Nick Littlestone. From on-line to batch learning. In *Proceedings of the Second Annual Workshop on Computational Learning Theory, COLT '89*, pages 269–284, 1989.
- [73] Nick Littlestone and Manfred K. Warmuth. The weighted majority algorithm. *Information and Computation*, 108(2):212–261, 1994.
- [74] S. Mannor and N. Shimkin. The empirical bayes envelope and regret minimization in competitive markov decision processes. *Mathematics of Operations Research*, 28(2):327–345, 2003.
- [75] H. Brendan McMahan and Matthew J. Streeter. Adaptive bound optimization for online convex optimization. In *COLT 2010 - The 23rd Conference on Learning Theory, Haifa, Israel, June 27-29, 2010*, pages 244–256, 2010.

- [76] Arkadi S. Nemirovski and David B. Yudin. *Problem Complexity and Method Efficiency in Optimization*. John Wiley UK/USA, 1983.
- [77] A.S. Nemirovskii. Interior point polynomial time methods in convex programming, 2004. Lecture Notes.
- [78] Y. Nesterov. *Introductory Lectures on Convex Optimization: A Basic Course*. Applied Optimization. Springer, 2004.
- [79] Y. E. Nesterov and A. S. Nemirovskii. *Interior Point Polynomial Algorithms in Convex Programming*. SIAM, Philadelphia, 1994.
- [80] Gergely Neu, András György, Csaba Szepesvári, and András Antos. Online markov decision processes under bandit feedback. *IEEE Trans. Automat. Contr.*, 59(3):676–691, 2014.
- [81] John Von Neumann and Oskar Morgenstern. *Theory of Games and Economic Behavior*. Princeton University Press, 1944.
- [82] Francesco Orabona and Koby Crammer. New adaptive algorithms for online classification. In *Proceedings of the 24th Annual Conference on Neural Information Processing Systems 2010.*, pages 1840–1848, 2010.
- [83] M. F. M. Osborne. Brownian motion in the stock market. *Operations Research*, 2:145–173, 1959.
- [84] Serge A. Plotkin, David B. Shmoys, and Éva Tardos. Fast approximation algorithms for fractional packing and covering problems. *Mathematics of Operations Research*, 20(2):257–301, 1995.
- [85] Alexander Rakhlin. Lecture notes on online learning. Lecture Notes, 2009.
- [86] Alexander Rakhlin, Ohad Shamir, and Karthik Sridharan. Making gradient descent optimal for strongly convex stochastic optimization. In *ICML*, 2012.
- [87] Alexander Rakhlin and Karthik Sridharan. Theory of statistical learning and sequential prediction. Lecture Notes, 2014.
- [88] Jasson D. M. Rennie and Nathan Srebro. Fast maximum margin matrix factorization for collaborative prediction. In *Proceedings of the 22Nd International Conference on Machine Learning, ICML '05*, pages 713–719, New York, NY, USA, 2005. ACM.

- [89] Kurt Riedel. A sherman-morrison-woodbury identity for rank augmenting matrices with application to centering. *SIAM J. Mat. Anal.*, 12(1):80–95, January 1991.
- [90] Herbert Robbins. Some aspects of the sequential design of experiments. *Bull. Amer. Math. Soc.*, 58(5):527–535, 1952.
- [91] Herbert Robbins and Sutton Monro. A stochastic approximation method. *The Annals of Mathematical Statistics*, 22(3):400–407, 09 1951.
- [92] R.T. Rockafellar. *Convex Analysis*. Convex Analysis. Princeton University Press, 1997.
- [93] Tim Roughgarden. Intrinsic robustness of the price of anarchy. *Journal of the ACM*, 62(5):32:1–32:42, November 2015.
- [94] R. Salakhutdinov and N. Srebro. Collaborative filtering in a non-uniform world: Learning with the weighted trace norm. In *NIPS*, pages 2056–2064, 2010.
- [95] Bernhard Schölkopf and Alexander J. Smola. *Learning with Kernels: Support Vector Machines, Regularization, Optimization, and Beyond*. MIT Press, 2002.
- [96] Shai Shalev-Shwartz. *Online Learning: Theory, Algorithms, and Applications*. PhD thesis, The Hebrew University of Jerusalem, 2007.
- [97] Shai Shalev-Shwartz. Online learning and online convex optimization. *Foundations and Trends in Machine Learning*, 4(2):107–194, 2011.
- [98] Shai Shalev-Shwartz, Alon Gonen, and Ohad Shamir. Large-scale convex minimization with a low-rank constraint. In *ICML*, pages 329–336, 2011.
- [99] Shai Shalev-Shwartz and Yoram Singer. A primal-dual perspective of online learning algorithms. *Machine Learning*, 69(2-3):115–142, 2007.
- [100] Shai Shalev-Shwartz, Yoram Singer, Nathan Srebro, and Andrew Cotter. Pegasos: primal estimated sub-gradient solver for svm. *Math. Program.*, 127(1):3–30, 2011.
- [101] O. Shamir and S. Shalev-Shwartz. Collaborative filtering with the trace norm: Learning, bounding, and transducing. *JMLR - Proceedings Track*, 19:661–678, 2011.

- [102] Ohad Shamir and Tong Zhang. Stochastic gradient descent for non-smooth optimization: Convergence results and optimal averaging schemes. In *ICML*, 2013.
- [103] Nathan Srebro. *Learning with Matrix Factorizations*. PhD thesis, Massachusetts Institute of Technology, 2004.
- [104] Ambuj Tewari, Pradeep D. Ravikumar, and Inderjit S. Dhillon. Greedy algorithms for structurally constrained high dimensional problems. In *NIPS*, pages 882–890, 2011.
- [105] L. G. Valiant. A theory of the learnable. *Commun. ACM*, 27(11):1134–1142, November 1984.
- [106] Vladimir N. Vapnik. *Statistical Learning Theory*. Wiley-Interscience, 1998.
- [107] J. Y. Yu, S. Mannor, and N. Shimkin. Markov decision processes with arbitrary reward processes. *Mathematics of Operations Research*, 34(3):737–757, 2009.
- [108] Jia Yuan Yu and Shie Mannor. Arbitrarily modulated markov decision processes. In *Proceedings of the 48th IEEE Conference on Decision and Control*, pages 2946–2953, 2009.
- [109] Tong Zhang. Data dependent concentration bounds for sequential prediction algorithms. In *Proceedings of the 18th Annual Conference on Learning Theory*, COLT’05, pages 173–187, 2005.
- [110] Martin Zinkevich. Online convex programming and generalized infinitesimal gradient ascent. In *Proceedings of the 20th International Conference on Machine Learning*, pages 928–936, 2003.