

ON UNIFIED PRESERVING PROPERTIES OF KINETIC SCHEMES*

ZHAOLI GUO[†], JIEQUAN LI[‡], AND KUN XU[§]

Abstract. Numerical modeling of fluid flows based on kinetic equations provides an alternative approach for the description of complex flows simulations, and a number of kinetic methods have been developed from different points of view. A particular challenge for kinetic methods is whether they can capture the correct hydrodynamic behavior of the system in the continuum limit without enforcing kinetic scale resolution. At the current stage, asymptotic preserving (AP) kinetic methods, which keep the same algorithm in different flow regimes, have been constructed. However, the detailed asymptotic properties of these kinetic schemes are indistinguishable under the AP framework. In order to distinguish different characteristics of AP schemes, in this paper we will introduce the concept of unified preserving (UP) which can be used to assess the real governing equations solved in the asymptotic process. Unlike the general analysis of AP property in the hydrodynamic scale, the current UP analysis is able to find the asymptotic degree of the scheme employing the modified equation approach. Generally, the UP properties of a kinetic scheme depend on the spatial/temporal accuracy and closely on the inter-connections among the three scales (kinetic scale, numerical scale, and hydrodynamic scale), and the concept of UP attempts to distinguish those scales with clear orders. Specifically, the numerical resolution and specific discretization determine the numerical flow behaviors of the scheme in different regimes, especially in the near continuum limit with a large variation of the above three scales. The UP analysis will be used in the Discrete Unified Gas-kinetic Scheme (DUGKS) to evaluate its underlying governing equations in the continuum limit in terms of the kinetic, numerical, and hydrodynamic scales.

Key words. kinetic schemes, unified preserving properties, asymptotic preserving properties, DUGKS scheme

AMS subject classifications. 35Q35, 65M08, 65M12, 76P05

1. Introduction. In recent years there are increasing interests in simulating multiscale gas flows in different flow regimes covering a wide range of Knudsen numbers ($\text{Kn} = \lambda/L$ with λ and L being the mean free path and characteristic length, respectively). It is a challenging problem for modeling and simulating such flows due to the large spans of temporal and/or spatial scales as well as large range of physical scenarios, even more complicated at discrete levels because mesh scales are involved [28]. The classical computational fluid dynamics (CFD) methods based on the Euler or Navier-Stokes equations are limited to continuum flows, while the particle methods, such as the Direct Simulation Monte Carlo (DSMC), are mainly suitable for rarefied flows but encounter difficulties for continuum and near continuum flows. On the other hand, it is well understood that gas kinetic models (Boltzmann or model equations) defined on kinetic scale can lead to the Euler and Navier-Stokes equations on the hydrodynamic scale in the asymptotic limit, and the gas kinetic theory provides a solid basis for developing schemes uniformly for flows in all regimes from kinetic to hydro-

*Submitted to the editors DATE.

Funding: ZLG acknowledges the support by the National Natural Science Foundation of China (51836003 and 11872024). JQL was supported by NSFC (nos. 11771054, 91852207) and Foundation of LCP. KX was supported by Hong Kong Research Grant Council (16206617) and National Natural Science Foundation of China (11772281 and 91852114).

[†]State Key Laboratory of Coal Combustion, Huazhong University of Science and Technology, Wuhan 430074, China (zlguo@mail.hust.edu.cn).

[‡]Laboratory of Computational Physics, Institute of Applied Physics and Computational Mathematics, Beijing, 100088 China; and Center for Applied Physics and Technology, Peking University, 100871, China (lijiequan@iapcm.ac.cn).

[§]Department of Mathematics, Hong Kong University of Science and Technology, Clear Water Bay, Hong Kong, China (makxu@ust.hk).

dynamic ones. Therefore, developing deterministic numerical methods based on gas kinetic theory have attracted much attention. Actually, a variety of kinetic methods have been developed from different point of views in recent years, such as the lattice Boltzmann equation (LBE) method [9], the gas-kinetic scheme (GKS) method [26], the semi-Lagrangian method [23], the Implicit-Explicit (IMEX) method [5, 7, 22], the unified gas-kinetic scheme (UGKS)[27], and the discrete unified gas-kinetic scheme (DUGKS) [10, 11]. The progress of numerical methods based on the kinetic equations can be found in a recent review article [6] and references therein.

For a kinetic method, the capability of capturing the accurate solutions in the transition regime between kinetic and hydrodynamic scales depends closely on its limiting solution in the continuum regime with hydrodynamic scale resolution. To construct such schemes, the asymptotic preserving (AP) concept, which requires the numerical discretization of the kinetic equation with fixed time step and mesh cell size, is about to get a consistent and stable discretization of the hydrodynamic equations in continuum limit [14, 16]. In recent years a variety of kinetic schemes with AP properties have been developed for both Euler and Navier-Stokes limits. However, although all of the existing AP schemes can recover the Euler solutions in the limit of $\text{Kn} \rightarrow 0$, their asymptotic behaviors at the Navier-Stokes level are not clearly identified, even for those with the Navier-Stokes target [4, 7, 8, 12, 17], due to the unclear numerical dissipation mechanisms as argued in [3]. Actually, it is shown that some AP schemes can have quite different behaviors for continuum viscous flows (e.g., [3]).

In order to give a clear picture of the asymptotic process of a kinetic scheme at small Knudsen number limit, in this paper we will introduce a new concept of *unified preserving* (UP), which is able to assess orders of asymptoticity and the limiting equations underlying the scheme at small Knudsen numbers. At first order, this concept is consistent with AP, but at second order, it can distinguish the Navier-Stokes from the Euler limits at small Knudsen number, as those by Chapman-Enskog expansion for the Boltzmann equation. To proceed further, a third-order UP scheme can capture the hydrodynamic behaviors at the Burnett level, a fourth-order one goes to the super-Burnett level and so on. Under the UP concept, the discrete unified gas-kinetic scheme (DUGKS), is analyzed as an example to show its asymptotic behavior. It turns out that the UP concept not only describes how DUGKS can asymptotically preserves the Euler limit (AP property), but the Navier-Stokes limit as well although the scheme itself aims to be designed for the flows with all Knudsen numbers. One can analogize this with that by the modified equation approach for classical partial differential equations (albeit different) [20, 25], which illustrates the consistency of a numerical scheme as well as the dissipation and dispersion features.

The paper is organized as follows. We summarize the kinetic equation and its asymptotic behavior at small Knudsen number in [section 2](#). The concept of unified preserving schemes is proposed and justified in [section 3](#). As an example, the discrete unified gas-kinetic scheme (DUGKS) is analyzed in [section 4](#) to demonstrate its UP properties. A summary is given in [section 5](#). We also provide a UP analysis of a kinetic scheme with collision-less reconstruction of cell interface distribution function in [Appendix A](#) to show its difference from the DUGKS.

2. Kinetic equation and asymptotic behavior. In this section we first give a brief introduction of kinetic model which will be used later in this work. For simplicity we consider the Bhatnagar-Gross-Krook (BGK) model for a monatomic gas without

external force (the same analysis should apply for general cases),

$$(2.1) \quad \partial_{\hat{t}} \hat{f} + \hat{\boldsymbol{\xi}} \cdot \hat{\nabla} \hat{f} = \hat{Q},$$

where $\partial_{\hat{t}} = \partial/\partial \hat{t}$ and $\hat{\nabla} = \partial/\partial \hat{\boldsymbol{x}}$, $f(\hat{\boldsymbol{x}}, \hat{\boldsymbol{\xi}}, \hat{t})$ is the distribution function at time \hat{t} and position $\hat{\boldsymbol{x}}$ for particles moving with velocity $\hat{\boldsymbol{\xi}}$, and the collision operator is

$$(2.2) \quad \hat{Q} = -\frac{1}{\hat{\tau}} \left(\hat{f} - \hat{f}^{(eq)} \right),$$

with $\hat{\tau}$ being the relaxation time which depends on the pressure and viscosity coefficient, and $\hat{f}^{(eq)}$ is the local Maxwellian equilibrium defined by the hydrodynamic variables $\hat{\mathbf{W}} = (\hat{\rho}, \hat{\mathbf{u}}, \hat{T})$,

$$(2.3) \quad \hat{f}^{(eq)}(\hat{\mathbf{W}}) = \frac{\hat{\rho}}{(2\pi R \hat{T})^{D/2}} \exp\left(-\frac{|\hat{\boldsymbol{\xi}} - \hat{\mathbf{u}}|^2}{2R\hat{T}}\right),$$

where D is the spatial dimension, R is gas constant, while $\hat{\rho}$, $\hat{\mathbf{u}}$, and \hat{T} are the gas density, velocity and temperature, respectively,

$$(2.4) \quad \hat{\mathbf{W}} = \begin{pmatrix} \hat{\rho} \\ \hat{\mathbf{u}} \\ \hat{T} \end{pmatrix} = \begin{pmatrix} \int \hat{f} \, d\hat{\boldsymbol{\xi}} \\ \frac{1}{\hat{\rho}} \int \hat{\boldsymbol{\xi}} \hat{f} \, d\hat{\boldsymbol{\xi}} \\ \frac{1}{D\hat{\rho}R} \int |\hat{\boldsymbol{\xi}} - \hat{\mathbf{u}}|^2 \hat{f} \, d\hat{\boldsymbol{\xi}} \end{pmatrix}.$$

Note that the BGK collision operator is conservative, i.e.,

$$(2.5) \quad \int \hat{Q} \, d\hat{\boldsymbol{\xi}} = 0, \quad \int \hat{\boldsymbol{\xi}} \hat{Q} \, d\hat{\boldsymbol{\xi}} = \mathbf{0}, \quad \int |\hat{\boldsymbol{\xi}} - \hat{\mathbf{u}}|^2 \hat{Q} \, d\hat{\boldsymbol{\xi}} = 0.$$

The asymptotic behavior of the kinetic equation (2.1) for small ϵ can be analyzed by the Chapman-Enskog expansion method in terms of the small parameter ϵ , proportional to the non-dimensional Knudsen number introduced below, in order to relate to hydrodynamics [2]. For this purpose we first rewrite the BGK equation (2.1) in a non-dimensional form by introducing the following dimensionless variables,

$$(2.6) \quad \rho = \frac{\hat{\rho}}{\hat{\rho}_0}, \quad \mathbf{u} = \frac{\hat{\mathbf{u}}}{\hat{c}_0}, \quad T = \frac{\hat{T}}{\hat{T}_0}, \quad f = \frac{\hat{f}}{\hat{\rho}_0/\hat{c}_0^D}, \quad \mathbf{x} = \frac{\hat{\boldsymbol{x}}}{\hat{l}_0}, \quad t = \frac{\hat{t}}{\hat{t}_0}, \quad \boldsymbol{\xi} = \frac{\hat{\boldsymbol{\xi}}}{\hat{c}_0}, \quad \tau = \frac{\hat{\tau}}{\hat{\tau}_0},$$

where $\hat{\rho}_0$, \hat{T}_0 and $\hat{c}_0 = \sqrt{2R\hat{T}_0}$ are the reference density, temperature, and molecular velocity, respectively, while \hat{l}_0 , $\hat{t}_0 = \hat{l}_0/\hat{c}_0$, and $\hat{\tau}_0$ are the reference length, time, and mean free time, respectively. It is noted that the relaxation time and mean free path can be related to the dynamic viscosity $\hat{\mu}$ and pressure $\hat{p} = \hat{\rho}R\hat{T}$ [1], namely, $\hat{\tau} = \hat{\mu}/\hat{p}$ and $\hat{\lambda} = \hat{\tau}\sqrt{\pi R\hat{T}/2}$, therefore the parameter $\epsilon = \hat{\tau}_0/\hat{t}_0 = \hat{\lambda}_0/\hat{l}_0$ (here $\hat{\lambda}_0 = \hat{c}_0\hat{\tau}_0$) is proportional to the Knudsen number Kn with the same order, which measures the ratio between the kinetic scale ($\hat{\tau}_0, \hat{\lambda}_0$) and the hydrodynamic scale (\hat{t}_0, \hat{l}_0). The dimensionless form of Eq. (2.1) can then be expressed as

$$(2.7) \quad \partial_t f + \boldsymbol{\xi} \cdot \nabla f = -\frac{1}{\epsilon} Q = \frac{1}{\epsilon\tau} \left(f - f^{(eq)}(\rho, \mathbf{u}, T) \right)$$

where

$$(2.8) \quad f^{(eq)} = \frac{\rho}{(2\pi R_0 T)^{D/2}} \exp\left(-\frac{|\boldsymbol{\xi} - \mathbf{u}|^2}{2R_0 T}\right) \quad (R_0 = 1/2).$$

In the Chapman-Enskog analysis, it is assumed that the distribution function depends on space and time only through a functional dependence on the hydrodynamic variables, i.e., $f(\mathbf{x}, \boldsymbol{\xi}, t) = f(\boldsymbol{\xi}, \mathbf{W}(\mathbf{x}, t), \nabla \mathbf{W}(\mathbf{x}, t), \nabla \nabla \mathbf{W}(\mathbf{x}, t), \dots)$. Under such assumption, the distribution function can be expressed as a series expansion in powers of ϵ [1],

$$(2.9) \quad f = f^{(0)} + \epsilon f^{(1)} + \epsilon^2 f^{(2)} + \dots,$$

where the expansion coefficient $f^{(k)}$ depends on the hydrodynamic variables \mathbf{W} and their gradients, with the assumption that $O(f^{(k)}) = O(f^{(eq)}) = O(1)$ for $k \geq 0$. Correspondingly, the time derivative is also expanded formally as a series of ϵ ,

$$(2.10) \quad \partial_t = \partial_{t_0} + \epsilon \partial_{t_1} + \epsilon^2 \partial_{t_2} + \dots,$$

where ∂_{t_k} denotes the contribution to ∂_t from the spatial gradients of the hydrodynamic variables [1, 2]. Specifically, the perturbation expansion (2.9) generates similar expansions of the pressure tensor and heat flux in the hydrodynamic balance equations, and ∂_{t_k} is defined to balance these terms at different orders of ϵ . In general, ∂_{t_k} is related to the $(k+1)$ -order spatial gradients of the hydrodynamic variables.

The expansion coefficients $f^{(k)}$ can be found by substituting the above expansions into Eq. (2.7) and multiplying ϵ on both sides, which gives that

$$(2.11a) \quad \epsilon^0 : \quad f^{(0)} = f^{(eq)},$$

$$(2.11b) \quad \epsilon^1 : \quad D_0 f^{(0)} = -\frac{1}{\tau} f^{(1)},$$

$$(2.11c) \quad \epsilon^2 : \quad \partial_{t_1} f^{(0)} + D_0 f^{(1)} = -\frac{1}{\tau} f^{(2)},$$

$$(2.11d) \quad \dots\dots$$

$$(2.11e) \quad \epsilon^k : \quad \sum_{j=1}^{k-1} \partial_{t_j} f^{(k-j-1)} + D_0 f^{(k-1)} = -\frac{1}{\tau} f^{(k)},$$

where $D_0 = \partial_{t_0} + \boldsymbol{\xi} \cdot \nabla$. Note that with the conservation property (2.5) of the collision operator, we have

$$(2.12) \quad \int \boldsymbol{\psi} f^{(k)} d\boldsymbol{\xi} = 0, \quad k > 0.$$

where $\boldsymbol{\psi} = (1, \boldsymbol{\xi}, |\boldsymbol{\xi}|^2/2)$ are the collision invariants. With this property, the hydrodynamic equations can be derived with different approximation orders of ϵ . For instance, taking the conservative moments of Eq. (2.11b) leads to

$$(2.13) \quad \partial_{t_0} \int \boldsymbol{\psi} f^{(0)} d\boldsymbol{\xi} + \nabla \cdot \int \boldsymbol{\xi} \boldsymbol{\psi} f^{(0)} d\boldsymbol{\xi} = 0.$$

Since $f^{(0)} = f^{(eq)}$ as given in Eq. (2.11b), the equation can be rewritten as

$$(2.14a) \quad \partial_{t_0} \rho + \nabla \cdot (\rho \mathbf{u}) = 0,$$

$$(2.14b) \quad \partial_{t_0}(\rho \mathbf{u}) + \nabla \cdot (\rho \mathbf{u} \mathbf{u} + p \mathbf{I}) = 0,$$

$$(2.14c) \quad \partial_{t_0}(\rho E) + \nabla \cdot [(\rho E + p) \mathbf{u}] = 0,$$

where \mathbf{I} is the second-order unit tensor, $p = \rho R_0 T$ is the dimensionless pressure and $E = c_v T + \frac{1}{2} |\mathbf{u}|^2$ is the dimensionless total energy with $c_v = DR_0/2$, which are just the Euler equations when we take the first-order approximation, i.e., $\partial_t = \partial_{t_0}$.

If we further take the conservative moments of Eq. (2.11c), we can obtain

$$(2.15a) \quad \partial_{t_1} \rho = 0,$$

$$(2.15b) \quad \partial_{t_1}(\rho \mathbf{u}) + \nabla \cdot \mathbf{P}^{(1)} = 0,$$

$$(2.15c) \quad \partial_{t_1}(\rho E) + \nabla \cdot \mathbf{Q}^{(1)} = 0,$$

where $\mathbf{P}^{(1)} = \int \xi \xi f^{(1)} d\xi$ and $\mathbf{Q}^{(1)} = \frac{1}{2} \int |\xi|^2 \xi f^{(1)} d\xi$. From Eq. (2.11b), we can evaluate the second-order tensor $\mathbf{P}^{(1)}$ and the vector $\mathbf{Q}^{(1)}$ explicitly,

$$(2.16a) \quad -\frac{1}{\tau} P_{\alpha\beta}^{(1)} = \partial_{t_0}(\rho u_\alpha u_\beta + p \delta_{\alpha\beta}) + \nabla_\gamma \Gamma_{\alpha\beta\gamma}^{(0)},$$

$$(2.16b) \quad -\frac{1}{\tau} Q_\alpha^{(1)} = \partial_{t_0}[(p + \rho E) u_\alpha] + \nabla_\beta \Theta_{\alpha\beta}^{(0)},$$

where $\Gamma^{(0)} = \int \xi \xi \xi f^{(0)} d\xi$ and $\Theta^{(0)} = \frac{1}{2} \int |\xi|^2 \xi f^{(0)} d\xi$. The time derivatives of ∂_{t_0} can be evaluated from Eq.(2.14), and after some standard algebra we can obtain that

$$(2.17a) \quad P_{\alpha\beta}^{(1)} = -\sigma_{\alpha\beta} \equiv -\mu \left[\partial_\alpha u_\beta + \partial_\beta u_\alpha - \frac{2}{D} (\nabla \cdot \mathbf{u}) \delta_{\alpha\beta} \right],$$

$$(2.17b) \quad Q_\alpha^{(1)} = -\kappa \partial_\alpha T - u_\beta \sigma_{\alpha\beta},$$

where $\mu = \tau p$ and $\kappa = \tau p(D + 2)R_0/2$. Then with Eqs. (2.14) and (2.15), we can obtain the hydrodynamic equations up to ϵ , i.e., $\partial_t = \partial_{t_0} + \epsilon \partial_{t_1}$,

$$(2.18a) \quad \partial_t \rho + \nabla \cdot (\rho \mathbf{u}) = 0,$$

$$(2.18b) \quad \partial_t(\rho \mathbf{u}) + \nabla \cdot (\rho \mathbf{u} \mathbf{u} + p \mathbf{I}) = \nabla \cdot (\epsilon \boldsymbol{\sigma}),$$

$$(2.18c) \quad \partial_t(\rho E) + \nabla \cdot [(\rho E + p) \mathbf{u}] = \nabla \cdot (\epsilon \kappa T) + \nabla \cdot (\epsilon \boldsymbol{\sigma} \cdot \mathbf{u}),$$

which are exactly the Navier-Stokes equations with unit Prandtl number.

The high-order hydrodynamic equations, such as the Burnett and super-Burnett equations, can be derived by invoking the corresponding high-order kinetic equations in the successive system (2.11). Although the Chapman-Enskog expansion method is criticized from different viewpoints, and some modified versions have been proposed, it is still a useful approach to analyze the asymptotic behavior of kinetic models at small ϵ . Particularly, the Euler and Navier-Stokes equations derived from the kinetic model can precisely describe the corresponding hydrodynamic behaviors of the kinetic model.

3. Definition of Unified Preserving (UP) Property. A numerical scheme for the kinetic equation (2.7), denoted by P_h^ϵ , gives an approximate distribution function f_h , depending on the cell size Δx and time step Δt , i.e., $f_h = f_h(\mathbf{x}, \boldsymbol{\xi}, t; \Delta x, \Delta t)$. Here $h = (\Delta x, \Delta t)$ denotes the discrete space. Therefore, it is expected that the asymptotic behavior of P_h^ϵ depends not only on the kinetic and hydrodynamics scales, but also on the numerical scale h (or $\Delta \hat{\mathbf{x}}$ and $\Delta \hat{t}$ in dimensional form).

In order to assess the asymptotic property of P_h^ϵ at small ϵ on the hydrodynamic scale, we can again apply the Chapman-Enskog expansion to f_h ,

$$(3.1) \quad f_h = f_h^{(0)} + \epsilon f_h^{(1)} + \epsilon^2 f_h^{(2)} + \dots$$

Then we compare the expansion coefficients $f_h^{(k)}$ with those of the original distribution function $f(\mathbf{x}, \boldsymbol{\xi}, t)$ given by Eq. (2.9). The comparison leads to the definition of *unified preserving* property of the kinetic scheme P_h^ϵ .

DEFINITION 3.1. *If P_h^ϵ is a consistent discretization of Eq. (2.7), it is called an n -th order unified preserving (UP) scheme provided that*

(i) *it is uniformly stable, i.e., the scheme is stable regardless of ϵ ;*

(ii) *for $\epsilon \ll 1$, there exist two parameters $\alpha \in (0, 1)$ and $\beta \in (0, 1)$ such that as $\Delta t = O(\epsilon^\alpha)$ and $\Delta x = O(\epsilon^\beta)$, the expansion coefficients satisfy*

$$(3.2) \quad f_h^{(0)} = f_h^{(eq)}, \quad \sum_{j=1}^{k-1} \partial_t^{(j)} f_h^{(k-j-1)} + D_0 f_h^{(k-1)} = -\frac{1}{\tau} f_h^{(k)} \quad (1 \leq k \leq n),$$

but $f_h^{(n+1)}$ depends on Δx or Δt .

In the above definition, $f_h^{(eq)} = f^{(eq)}(\mathbf{W}_h)$ is the Maxwellian distribution function dependent on the numerical hydrodynamic variables $\mathbf{W}_h = (\rho_h, \mathbf{u}_h, T_h)$, which is defined as in Eq. (2.4) with f being replaced by f_h . The first (stable) condition suggests that the time step is not limited by the relaxation time in terms of numerical stability, which requires a non-explicit treatment of the (stiff) collision term.

The second (asymptotic) condition indicates that the scheme can capture the hydrodynamic behaviors to some degree without resolving the kinetic scales. To see this more clearly, we introduce two parameters,

$$(3.3) \quad \delta_t \equiv \frac{\Delta t}{\epsilon} = \frac{\Delta \hat{t}}{\hat{\tau}_0}, \quad \delta_x \equiv \frac{\Delta x}{\epsilon} = \frac{\Delta \hat{x}}{\lambda_0},$$

which measure the numerical temporal and spatial resolutions of the kinetic scales. For sufficient small ϵ , it can be seen that $\delta_t = O(\epsilon^{\alpha-1}) \gg 1$ and $\delta_x = O(\epsilon^{\beta-1}) \gg 1$, meaning that the numerical scale is much larger than the kinetic scale. Furthermore, the condition $f_h^{(0)} = f_h^{(eq)}$ suggests that the discrete collision operator be also conserved, and therefore

$$(3.4) \quad \int \boldsymbol{\psi} f_h^{(k)} d\boldsymbol{\xi} = 0, \quad k > 0.$$

Then it can be seen that the second equation in (3.2) has the same property as Eq. (2.11e), and their moment equations are also identical for $1 \leq k \leq n$. For instance, for a first-order ($n = 1$) UP scheme, we have

$$(3.5) \quad D_0 f_h^{(0)} = -\frac{1}{\tau} f_h^{(1)}.$$

Taking conservative moments of the above equation leads to

$$(3.6a) \quad \partial_{t_0} \rho_h + \nabla \cdot (\rho_h \mathbf{u}_h) = 0,$$

$$(3.6b) \quad \partial_{t_0} (\rho_h \mathbf{u}_h) + \nabla \cdot (\rho_h \mathbf{u}_h \mathbf{u}_h + p_h \mathbf{I}) = 0,$$

$$(3.6c) \quad \partial_{t_0} (\rho_h E_h) + \nabla \cdot [(\rho_h E_h + p_h) \mathbf{u}_h] = 0,$$

where $p_h = \rho_h R_0 T_h$ and $E_h = c_v T_h + \frac{1}{2} |\mathbf{u}_h|^2$. It can be seen that Eqs. (3.6) are the same as those of the original BGK equation at the Euler level (see Eqs. (2.14)), which means that the numerical hydrodynamic quantities \mathbf{W}_h are the solutions of the Euler equations. In other words, a first-order UP kinetic scheme can reproduce the Euler equations exactly with a coarse numerical resolution without resolving the kinetic scale, and this fact also indicates that the scheme has the AP properties. However, since the equation for $f_h^{(2)}$ of a first-order UP scheme is incomparable with that of $f^{(2)}$, the balance moment equations at ϵ^2 are different, such that the Navier-Stokes equations cannot be recovered from the scheme. Actually, in order to capture the hydrodynamic behaviors at the Navier-Stokes level, a second-order UP scheme is required. In this case, $f_h^{(1)}$ satisfies Eq. (3.5), and $f_h^{(2)}$ satisfies

$$(3.7) \quad \partial_{t_1} f_h^{(0)} + D_0 f_h^{(1)} = -\frac{1}{\tau} f_h^{(2)},$$

which is the same as Eq. (2.11b), and the conservative moment equations take the same form as Eq. (2.15) together with Eq. (2.17a), with \mathbf{W} being replaced by \mathbf{W}_h . As such, the numerical quantities \mathbf{W}_h from the second-order UP scheme satisfy the Navier-Stokes equations. To proceed further, a third-order UP scheme can capture the hydrodynamic behaviors at the Burnett level, and a fourth-order one will go to the super-Burnett level. Generally, for an n -th UP scheme, the expansion coefficients of $f_h^{(k)}$ satisfy the same equations of $f^{(k)}$ for $0 \leq k \leq n$, such that the hydrodynamic quantities \mathbf{W}_h also satisfy the corresponding n -th order hydrodynamic equations obtained from the Chapman-Enskog analysis of the original kinetic equation. Therefore, the concept of UP can be used to distinguish the asymptotic limiting equations of different kinetic schemes for small Knudsen numbers. However, it should be noted that a UP scheme is a consistent discretization of the kinetic equation (2.1), and f_h is an approximation solution of the kinetic equation rather than the solution of the limiting hydrodynamic equations. Therefore, for relative large ϵ , f_h can still be a good approximation to the solution of the kinetic equation instead of the high-order hydrodynamic equations such as the Burnett or super-Burnett ones.

Remark 1. It is noted that $\delta_t \epsilon = \Delta \hat{t} / \hat{t}_0$ and $\delta_x \epsilon = \Delta \hat{x} / \hat{l}_0$, which represent the numerical time and mesh resolutions for the hydrodynamic scale. Generally, the numerical resolutions must resolve the hydrodynamic scales for hydrodynamic problems, i.e., $\delta_t \epsilon = O(\epsilon^\alpha) < 1$ and $\delta_x \epsilon = O(\epsilon^\beta) < 1$, suggesting $\alpha > 0$ and $\beta > 0$.

The asymptotic property of P_h^ϵ can be analyzed by figuring out its underlying modified equation. We consider one-dimensional case without loss of generality, then the modified equation can generally be expressed as

$$(3.8) \quad \partial_t f_h + \xi \partial_x f_h + \gamma_1 \delta_t^s \epsilon^s \partial_t^{s+1} f_h + \gamma_2 \xi \delta_x^q \epsilon^q \partial_x^{q+1} f_h = \frac{1}{\epsilon} Q(f_h) + \delta_t^r \epsilon^{r-1} \sum_{i+j=r} [\gamma_{ij} \partial_t^i (\xi \partial_x)^j] Q_h,$$

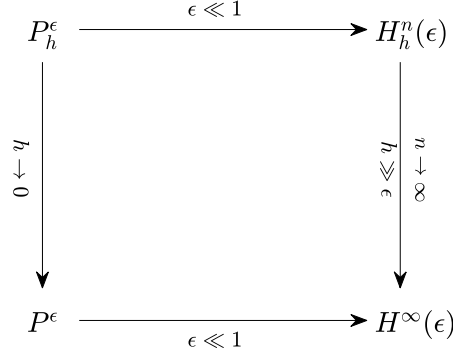


FIG. 1. Schematic of a UP kinetic scheme of order n . Here P_ϵ is the kinetic equation, P_h^ϵ is one consistent kinetic scheme with discrete resolution h , $H^\infty(\epsilon)$ is the set of the Chapman-Enskog expansion coefficients of the solution of P_ϵ , and $H_h^k(\epsilon)$ is the set of the expansion coefficients of the solution of P_h^ϵ . For an n -th order UP scheme, $f_h^{(k)} = f^{(k)}$ for $0 \leq k \leq n$.

where γ_1, γ_2 and γ_{ij} are some constants, s, q , and r are the orders of the leading terms of the truncation errors for the temporal integration, spatial gradient discretization, and collision integration, respectively. Note that the higher than first order time derivatives of f_h can be eliminated by using the equation itself. Then substituting the Chapman-Enskog expansion of f_h given by Eq. (3.1) and the time expansion (2.10) into Eq. (3.8), one can obtain the set of successive equations of $f_h^{(k)}$ in terms of the order of ϵ . Here we retain the ∂_t^{s+1} and ∂_t^i terms just for clarity. Indeed, we can substitute them successively in terms of ∂_x^q terms, which is just the same strategy as adopted in the modified equation approach [25]

It is clear that the UP order of P_h^ϵ depends on not only the numerical scale (δ_t and δ_x), but also its accuracy (s, q, r). Physically, this indicates the capability of the scheme in resolving the flow physics depends on not only the numerical resolution (time step and grid spacing) or the local Knudsen number ($1/\delta_x$), as argued in [28], but also the accuracy of the scheme. In other words, for a given mesh and time step the numerical flow physics can be different from different kinetic schemes with different accuracy.

Finally, the UP property of a kinetic scheme is illustrated in Fig. 1. The original kinetic equation with the small parameter ϵ is represented by P^ϵ , and P_h^ϵ is a consistent discretization of P^ϵ with numerical scale h , namely, $P_h^\epsilon \rightarrow P^\epsilon$ as $h \rightarrow 0$ (represented by the left downward arrow). $H^\infty(\epsilon) = \{f^{(k)} | 0 \leq k < \infty\}$ is the set of the Chapman-Enskog expansion coefficients of f defined by Eq. (2.11), which is determined from the kinetic equation P^ϵ at small ϵ (represented by the bottom rightward arrow). $H_h^n(\epsilon) = \{f_h^{(k)} | 0 \leq k \leq n\}$ is the set of the Chapman-Enskog expansion coefficients of f_h defined by Eq. (3.2), which is determined from the kinetic scheme P_h^ϵ at small ϵ (represented by the top rightward arrow). An n -th order UP scheme means that $H_h^n(\epsilon)$ is a subset of $H^\infty(\epsilon)$ as $h \gg \epsilon$ and approaches to $H^\infty(\epsilon)$ closer with increasing n , which is represented by the right downward arrow. Note that $H^\infty(\epsilon)$ and $H_h^n(\epsilon)$ also determine uniquely the moment equations of the kinetic equation P^ϵ and the kinetic scheme P_h^ϵ at different orders of ϵ , respectively, and therefore the underlying moment equations of P_h^ϵ at orders of ϵ from 0 to n are the same as those of P^ϵ .

4. Example: UP properties of the DUGKS. In this section, we will take the discrete unified gas-kinetic scheme [29, 30, 31] as an example to show how the UP properties are verified.

4.1. Formulation of DUGKS. As an example, we now analyze the UP properties of the recently developed discrete unified gas-kinetic scheme (DUGKS) [10, 11], which is a finite-volume discretization of the kinetic equation for simulating gas flows in all regimes. For simplicity, we will consider one-dimensional case, and the flow is assumed to be isothermal and smooth without shock discontinuities with a constant relaxation time τ . The computational domain will be divided into a number of uniform cells centered at x_j ($j = 1, 2, \dots, N$) with cell-size Δx , and the interface between cell j and $j + 1$ is denote by $x_{j+1/2}$. The DUGKS can then be expressed as

$$(4.1) \quad \frac{f_j^{n+1} - f_j^n}{\Delta t} + \xi \frac{f_{j+1/2}^{n+1/2} - f_{j-1/2}^{n+1/2}}{\Delta x} = \frac{1}{2\epsilon} [Q_j^n + Q_j^{n+1}],$$

where $f_j^n = f_h(x_j, t_n)$ is the numerical solution, and $Q_j^n = Q_h(x_j, t_n) = -\frac{1}{\tau}(f_h - f^{(eq)})$ is the corresponding numerical collision term. Note that here the mid-point and trapezoidal quadrature rules are applied to the convection and collision terms, respectively. $f_{j+1/2}^{n+1/2} = f_h(x_{j+1/2}, t_n + \Delta t/2)$ is the distribution function at cell interface at the half time step, which is re-constructed by integrating the kinetic equation along the characteristic line with a half time step,

$$(4.2) \quad f_{j+1/2}^{n+1/2} - f_{j'}^n = \frac{1}{2\epsilon} [Q_{j'}^n + Q_{j+1/2}^{n+1/2}],$$

where $f_{j'}^n = f_h(x_{j+1/2} - \xi \frac{\Delta t}{2}, t_n)$ is the distribution function at the starting point. Noted that the implicitness in Eqs. (4.1) and (4.2) can be removed by introducing two auxiliary distribution functions in practical computations [11]. In DUGKS, $f_{j'}^n$ is linearly interpolated from the cell-center distribution function,

$$(4.3) \quad f_{j'}^n = f_{j+1/2}^n - \frac{\Delta t}{2} \xi \sigma_{j+1/2}^n,$$

where $\sigma_{j+1/2}^n$ is the slope. For smooth flow, the following approximation can be employed,

$$(4.4) \quad f_{j+1/2}^n = \frac{f_j^n + f_{j+1}^n}{2}, \quad \sigma_{j+1/2}^n = \frac{f_{j+1}^n - f_j^n}{\Delta x}.$$

$Q_{j'}^n$ can be obtained similarly. Then from Eq. (4.2), $f_{j+1/2}^{n+1/2}$ can be expressed as

$$(4.5) \quad f_{j+1/2}^{n+1/2} = \left(\frac{1}{2} - \beta\right) [f_{j+1}^n + \frac{\Delta t}{4\epsilon} Q_{j+1}^n] + \left(\frac{1}{2} + \beta\right) [f_j^n + \frac{\Delta t}{4\epsilon} Q_j^n] + \frac{\Delta t}{4\epsilon} Q_{j+1/2}^{n+1/2},$$

where $\beta = \frac{1}{2}\xi\Delta t/\Delta x$.

4.2. Uniform stability. Regarding the numerical stability of DUGKS, it is difficult to give a rigorous analysis due to the nonlinear collision term. However, it can be estimated heuristically as follows. First, since the collision term in DUGKS (see Eqs. (4.1) and (4.5)) is integrated with the trapezoidal rule, which is a semi-implicit time discretization, roughly the small parameter ϵ in the collision term has

no direct influence on the time step. Indeed, we can think DUGKS as the average of the explicit and the implicit schemes,

$$(4.6) \quad \frac{f_j^{n+1} - f_j^n}{\Delta t} + \xi \frac{f_{j+\frac{1}{2}}^n - f_{j-\frac{1}{2}}^n}{\Delta x} = \frac{1}{\epsilon} Q_j^n,$$

$$(4.7) \quad \frac{f_j^{n+1} - f_j^n}{\Delta t} + \xi \frac{f_{j+\frac{1}{2}}^{n+1} - f_{j-\frac{1}{2}}^{n+1}}{\Delta x} = \frac{1}{\epsilon} Q_j^{n+1},$$

$$(4.8) \quad f_{j+\frac{1}{2}}^{n+\frac{1}{2}} = \frac{1}{2}(f_{j+\frac{1}{2}}^n + f_{j+\frac{1}{2}}^{n+1}) + \mathcal{O}(\Delta t^2).$$

Then DUGKS is equivalent to the Crank-Nicolson type discretization of (2.1) within second order accuracy, being equipped with the IMEX characteristic. As is well-known that the Crank-Nicolson type discretization is unconditional stable, so is DUGKS as demonstrated by a number of numerical results in previous studies [10, 11, 29, 30, 31], although the convection CFL constraint,

$$(4.9) \quad \Delta t \leq \frac{\eta \Delta x}{|\xi|_{\max}},$$

is still required theoretically because of the interaction of transport and collision, where $0 < \eta < \eta_0$ is the CFL number and $|\xi|_{\max}$ is the maximum discretized particle velocity, η_0 is some constant.

We just point in passing that DUGKS has the characteristic of Lax-Wendroff type schemes, thanks to (4.2) or (4.5) that has the implication of spatial-temporal coupling. This is evident in the analysis in Subsection C below.

4.3. Modified equation analysis. In order to obtain the modified equation of the DUGKS, we first perform Taylor expansions of $f_{j\pm 1/2}^{n+1/2}$ defined by Eq. (4.5) at $(x, t) = (x_j, t_n)$, which leads to the following estimation after some standard algebraic manipulations,

$$(4.10) \quad \begin{aligned} & \frac{f_{j+1/2}^{n+1/2} - f_{j-1/2}^{n+1/2}}{\Delta x} \\ &= \partial_x f_h + \frac{\Delta x^2}{6} \partial_x^3 f_h - \frac{\Delta t}{2} \xi \partial_x^2 f_h + \frac{\Delta t}{2\epsilon} \partial_x Q_h - \frac{1}{2\epsilon} \left(\frac{\Delta t}{2} \right)^2 \xi \partial_x^2 Q_h \\ &+ \frac{1}{2\epsilon} \left(\frac{\Delta t}{2} \right)^2 \partial_x \partial_t Q_h + O(\Delta t^3) + O(\Delta t \Delta x^2). \end{aligned}$$

Note that the collision term also appears in the discretization of the flux, which is a special feature of DUGKS and implies that both the transport and collision effects of particles be precisely included in the scheme. With the above result and performing Taylor expansions of other two terms in Eq. (4.1) at t_n , we can obtain that

$$(4.11) \quad \begin{aligned} & \partial_t f_h + \xi \partial_x f_h + \frac{\Delta t}{2} \underbrace{\left[\partial_t^2 f_h - \xi^2 \partial_x^2 f_h - \frac{1}{\epsilon} \partial_t Q_h + \frac{1}{\epsilon} \xi \partial_x Q_h \right]}_A \\ &+ \frac{\Delta t^2}{6} \underbrace{\left[\partial_t^3 f_h + \frac{3}{4\epsilon} (\xi \partial_x \partial_t Q_h - \xi^2 \partial_x^2 Q_h - 2\partial_t^2 Q_h) \right]}_B \\ &+ \frac{\Delta x^2}{6} \xi \partial_x^3 f_h = \frac{1}{\epsilon} Q_h + O(\Delta t^3) + O(\Delta t \Delta x^2). \end{aligned}$$

The high order time derivatives of f_h can be replaced in terms of spatial derivatives successively using the equation (4.11), as do in the modified equation approach [25], as we discussed below.

For the underbrace term A , we can obtain by making use of Eq. (4.11) that

$$\begin{aligned}
(4.12) \quad A &= \partial_t \left[\partial_t f_h - \frac{1}{\epsilon} Q_h \right] - \xi \partial_x \left[\xi \partial_x f_h - \frac{1}{\epsilon} Q_h \right] \\
&= -\partial_t \left[\frac{\Delta t}{2} A + \xi \partial_x f_h \right] + \xi \partial_x \left[\frac{\Delta t}{2} A + \partial_t f_h \right] + O(\Delta x^2) + O(\Delta t^2) \\
&= \frac{\Delta t}{2} (\xi \partial_x - \partial_t) A + O(\Delta x^2) + O(\Delta t^2) \\
&= \frac{\Delta t^2}{4} (\xi \partial_x - \partial_t)^2 A + O(\Delta x^2) + O(\Delta t^2) = O(\Delta x^2) + O(\Delta t^2)
\end{aligned}$$

Therefore, the modified equation (4.11) can be rewritten as

$$(4.13) \quad \partial_t f_h + \xi \partial_x f_h + \frac{\Delta t^2}{6} B + \frac{\Delta x^2}{6} \xi \partial_x^3 f_h = \frac{1}{\epsilon} Q_h + O(\Delta t^3) + O(\Delta t \Delta x^2).$$

From the above equation, we can evaluate the time derivatives of f_h ,

$$\begin{aligned}
\partial_t f_h &= -\frac{1}{\epsilon \tau} (f_h - f^{(eq)}) - \xi \partial_x f_h + O(\Delta t^2) + O(\Delta x^2), \\
\partial_t^2 f_h &= \xi^2 \partial_x^2 f_h - \frac{1}{\epsilon \tau} \xi \partial_x f^{(eq)} + \frac{2}{\epsilon \tau} \xi \partial_x f_h + \frac{1}{\epsilon \tau} \partial_t f^{(eq)} \\
&\quad + \frac{1}{\epsilon^2 \tau^2} (f_h - f^{(eq)}) + O(\Delta t^2) + O(\Delta x^2), \\
\partial_t^3 f_h &= -\xi^3 \partial_x^3 f_h - \frac{3}{\epsilon \tau} \xi^2 \partial_x^2 f_h + \frac{1}{\epsilon \tau} \xi^2 \partial_x^2 f^{(eq)} - \frac{1}{\epsilon \tau} \xi \partial_x \partial_t f^{(eq)} + \frac{1}{\epsilon \tau} \partial_t^2 f^{(eq)} \\
&\quad - \frac{3}{\epsilon^2 \tau^2} \xi \partial_x f_h + \frac{2}{\epsilon^2 \tau^2} \xi \partial_x f^{(eq)} - \frac{1}{\epsilon^2 \tau^2} \partial_t f^{(eq)} \\
&\quad - \frac{1}{\epsilon^3 \tau^3} (f_h - f^{(eq)}) + O(\Delta t^2) + O(\Delta x^2),
\end{aligned}$$

where we have used the fact that τ is constant. With these results, the underbrace term B in Eq. (4.11) can be expressed as

$$\begin{aligned}
B &= -\xi^3 \partial_x^3 f_h + \frac{1}{4\epsilon \tau} \xi^2 \partial_x^2 f^{(eq)} - \frac{1}{4\epsilon \tau} \xi \partial_x \partial_t f^{(eq)} - \frac{1}{2\epsilon \tau} \partial_t^2 f^{(eq)} \\
&\quad + \frac{3}{4\epsilon^2 \tau^2} \xi \partial_x f_h - \frac{1}{4\epsilon^2 \tau^2} \xi \partial_x f^{(eq)} + \frac{1}{2\epsilon^2 \tau^2} \partial_t f^{(eq)} \\
&\quad + \frac{1}{2\epsilon^3 \tau^3} (f_h - f^{(eq)}) + O(\Delta t^2) + O(\Delta x^2),
\end{aligned}$$

and then the modified equation of DUGKS can be rewritten as

$$\begin{aligned}
(4.14) \quad &\partial_t f + \xi \partial_x f + \frac{\xi}{6} (\Delta x^2 - \xi^2 \Delta t^2) \partial_x^3 f \\
&= -\frac{1}{\epsilon \tau} (f - f^{(eq)}) - \frac{\Delta t^2}{12\epsilon^3 \tau^3} (f - f^{(eq)}) \\
&\quad - \frac{\Delta t^2}{24\epsilon \tau} [\xi^2 \partial_x^2 f^{(eq)} - \xi \partial_x \partial_t f^{(eq)} - 2\partial_t^2 f^{(eq)}] \\
&\quad - \frac{\Delta t^2}{24\epsilon^2 \tau^2} [3\xi \partial_x f - \xi \partial_x f^{(eq)} + 2\partial_t f^{(eq)}].
\end{aligned}$$

It is clear that as $\Delta t \rightarrow 0$ and $\Delta x \rightarrow 0$, the modified equation (4.14) reduces to the kinetic equation (2.1), suggesting that the DUGKS consisting of Eqs. (4.1) and (4.5) is a consistent second-order scheme in both time and space.

4.4. Analysis of unified properties. For the asymptotic property of DUGKS at small ϵ , we have the following result.

THEOREM 4.1. *As $\Delta t = O(\epsilon^{1/2})$ and $\Delta x = O(\epsilon^{1/2})$, the Chapman-Enskog expansion coefficients of f_h obtained from DUGKS satisfy Eq. (3.2) for $n = 2$ if the relaxation time τ is constant.*

Proof. As $\Delta t = O(\epsilon^{1/2})$ and $\Delta x = O(\epsilon^{1/2})$, we can write $\delta_t = \tilde{\delta}_t \epsilon^{-1/2}$ and $\delta_x = \tilde{\delta}_x \epsilon^{-1/2}$ with $\tilde{\delta}_t = O(1)$ and $\tilde{\delta}_x = O(1)$. Then the modified equation (4.14) can be reformulated as

$$\begin{aligned}
& \epsilon^2 \partial_t f + \epsilon^2 \xi \partial_x f + \frac{\epsilon^3}{6} \left(\tilde{\delta}_x^2 - \xi^2 \tilde{\delta}_t^2 \right) \xi \partial_x^3 f \\
(4.15) \quad &= -\frac{\epsilon}{\tau} (f - f^{(eq)}) - \frac{\tilde{\delta}_t^2}{12\tau^3} (f - f^{(eq)}) \\
& \quad - \frac{\epsilon^2 \tilde{\delta}_t^2}{24\tau} \left[\xi^2 \partial_x^2 f^{(eq)} - \xi \partial_x \partial_t f^{(eq)} - 2\partial_t^2 f^{(eq)} \right] \\
& \quad - \frac{\epsilon \tilde{\delta}_t^2}{24\tau^2} \left[3\xi \partial_x f - \xi \partial_x f^{(eq)} + 2\partial_t f^{(eq)} \right].
\end{aligned}$$

Substituting the Chapman-Enskog expansions (3.1) and (2.10) into the above equation leads to the successive equations in terms of the orders of ϵ . Specifically, at the order of ϵ^0 , we have

$$(4.16) \quad O(\epsilon^0) : \quad f_h^{(0)} = f^{(eq)}.$$

At the order of ϵ , we have

$$(4.17) \quad \frac{\tilde{\delta}_t^2}{24\tau^2} \left(3\xi \partial_x f_h^{(0)} - \xi \partial_x f^{(eq)} + 2\partial_{t_0} f^{(eq)} \right) + \frac{\tilde{\delta}_t^2}{12\tau^3} f_h^{(1)} = 0,$$

i.e.,

$$(4.18) \quad O(\epsilon) : \quad D_0 f_h^{(0)} = -\frac{1}{\tau} f_h^{(1)}.$$

The balance equation at the order of ϵ^2 is

$$\begin{aligned}
(4.19) \quad \partial_{t_0} f_h^{(0)} + \xi \partial_x f_h^{(0)} &= -\frac{1}{\tau} f_h^{(1)} - \frac{\tilde{\delta}_t^2}{12\tau^3} f_h^{(2)} - \frac{\tilde{\delta}_t^2}{24\tau} \left(\xi^2 \partial_x^2 f^{(eq)} - \xi \partial_x \partial_{t_0} f^{(eq)} - 2\partial_{t_0}^2 f^{(eq)} \right) \\
& \quad - \frac{\tilde{\delta}_t^2}{24\tau^2} \left(3\xi \partial_x f_h^{(1)} + 2\partial_{t_1} f^{(eq)} \right).
\end{aligned}$$

With Eq. (4.18), it can be shown that

$$\begin{aligned}
(4.20) \quad \xi^2 \partial_x^2 f^{(eq)} - \xi \partial_x \partial_{t_0} f^{(eq)} - 2\partial_{t_0}^2 f^{(eq)} &= -(2\partial_{t_0} - \xi \partial_x) D_0 f_h^{(0)} \\
&= \frac{2}{\tau} \partial_{t_0} f_h^{(1)} - \frac{\xi}{\tau} \partial_x f_h^{(1)}.
\end{aligned}$$

Then Eq. (4.19) leads to

$$(4.21) \quad O(\epsilon^2) : \quad \partial_{t_1} f_h^{(0)} + D_0 f_h^{(1)} = -\frac{1}{\tau} f_h^{(2)}.$$

It is clear that the equations (4.16), (4.18), and (4.21) satisfy those defined by Eq. (3.2). On the other hand, the balance equation at the order of ϵ^3 is

$$(4.22) \quad \begin{aligned} \partial_{t_1} f_h^{(0)} + D_0 f_h^{(1)} + \frac{1}{6} \left(\tilde{\delta}_x^2 - \xi^2 \tilde{\delta}_t^2 \right) \partial_x^3 f_h^{(eq)} &= -\frac{1}{\tau} f_h^{(2)} - \frac{\tilde{\delta}_t^2}{12\tau^3} f_h^{(3)} \\ + \frac{\tilde{\delta}_t^2}{24\tau} \left[\xi \partial_x \partial_{t_1} f^{(eq)} + 4 \partial_{t_0} \partial_{t_1} f^{(eq)} \right] &- \frac{\tilde{\delta}_t^2}{24\tau^2} \left[3\xi \partial_x \partial_x f_h^{(2)} + 2 \partial_{t_2} f^{(eq)} \right]. \end{aligned}$$

With the balance equation (4.21) at $O(\epsilon^2)$, the above equation can be re-expressed as

$$(4.23) \quad \begin{aligned} 2\tau^2 \left(\tilde{\delta}_x^2 / \tilde{\delta}_t^2 - \xi^2 \right) \partial_x^3 f_h^{(eq)} &= -\frac{1}{\tau} f_h^{(3)} + \frac{\tau}{2} \left[\xi \partial_x \partial_{t_1} f^{(eq)} + 4 \partial_{t_0} \partial_{t_1} f^{(eq)} \right] \\ &- \frac{1}{2} \left[3\xi \partial_x \partial_x f_h^{(2)} + 2 \partial_{t_2} f^{(eq)} \right]. \end{aligned}$$

Since the ratio $\tilde{\delta}_x / \tilde{\delta}_t$ can be arbitrary, the above equation generally does not give a consistent f_h^3 defined by Eq. (3.2). The proof is completed.

In summary, the arguments given in above subsections show that DUGKS is a consistent scheme for the kinetic equation (2.1) with uniform stability in ϵ , and with Theorem 4.1, it can be concluded that the DUGKS is a second-order UP scheme, which gives the Navier-Stokes solutions at the cell resolution $\Delta t = O(\sqrt{\epsilon})$ and $\Delta x = O(\sqrt{\epsilon})$.

Remark II. If the collision term is neglected in the reconstruction of the interface distribution function, i.e., $f_{j+1/2}^{n+1/2} = f_j^n = (\frac{1}{2} - \beta) f_{j+1}^n + (\frac{1}{2} + \beta) f_j^n$, then the modified equation of this collision-less reconstruction (CLR) scheme is (see Appendix A for details)

$$(4.24) \quad \begin{aligned} \partial_t f_h + \xi \partial_x f_h + \frac{\Delta x^2}{6} \xi \partial_x^3 f_h + \frac{\Delta t}{2} \underbrace{\left[\partial_t^2 f_h - \xi^2 \partial_x^2 f_h - \frac{1}{\epsilon} \partial_t Q_h \right]}_{A'} \\ = \frac{1}{\epsilon} Q_h + O(\Delta t^2) + O(\Delta t \Delta x^2). \end{aligned}$$

It can be shown that $A' = -\frac{1}{\epsilon} \xi \partial_x Q_h + O(\Delta x^2) + O(\Delta t)$, so the above equation can be rewritten as

$$(4.25) \quad \partial_t f_h + \xi \partial_x f_h + \frac{\Delta x^2}{6} \xi \partial_x^3 f_h = \frac{1}{\epsilon} Q_h + \frac{\Delta t}{2\epsilon} \xi \partial_x Q_h + O(\Delta t^2) + O(\Delta t \Delta x^2),$$

which suggests that the UP order of the scheme would be degenerated in comparison with the DUGKS due to the non-vanishing A' (see Eq. (4.13)). As a result, under the same cell resolution the above scheme cannot give accurate Navier-Stokes solutions. This result confirms that it is important to consider the collision term in the reconstruction of numerical flux [3], and implies the essence of the spatial-temporal coupling in the design of schemes [18, 19, 21].

4.5. Numerical test. We now test the UP property of the DUGKS with the two-dimensional incompressible Taylor vortex in a periodic domain $0 \leq x, y \leq 1$. At

the hydrodynamic scale ($\epsilon \ll 1$), the flow is governed by the incompressible Navier-Stokes equations and has the following analytical solution,

$$(4.26a) \quad u_x = -\frac{u_0}{A} \cos(Ax) \sin(By) e^{-\nu\alpha t},$$

$$(4.26b) \quad u_y = \frac{u_0}{B} \sin(Ax) \cos(By) e^{-\nu\alpha t},$$

$$(4.26c) \quad p(x, y, t) = p_0 - \frac{\rho_0 u_0^2}{4} \left[\frac{\cos(2Ax)}{A^2} + \frac{\cos(2By)}{B^2} \right] e^{-2\nu\alpha t},$$

where u_0 is a constant, $\alpha = A^2 + B^2$, ν is the shear viscosity, and $\mathbf{u} = (u_x, u_y)$ and p are the velocity and pressure, respectively, $p_0 = \rho_0 RT_0$ is the reference pressure with ρ_0 the average density and T_0 the constant temperature.

For this low-speed isothermal flow, the discrete velocity set used in the DUGKS is chosen based on the three-point Gauss-Hermite quadrature in each direction as shown in [11], namely, $\boldsymbol{\xi}_0 = (0, 0)$, $\boldsymbol{\xi}_1 = -\boldsymbol{\xi}_3 = c(1, 0)$, $\boldsymbol{\xi}_2 = -\boldsymbol{\xi}_4 = c(0, 1)$, $\boldsymbol{\xi}_5 = -\boldsymbol{\xi}_7 = c(1, 1)$, $\boldsymbol{\xi}_6 = -\boldsymbol{\xi}_8 = c(-1, 1)$, with $c = \sqrt{3RT_0}$. The equilibrium distribution function is approximated with the low Mach number expansion of the Maxwellian equilibrium,

$$(4.27) \quad f_i^{(eq)} = w_i \rho \left[1 + \frac{\boldsymbol{\xi}_i \cdot \mathbf{u}}{RT_0} + \frac{(\boldsymbol{\xi}_i \cdot \mathbf{u})^2}{2(RT_0)^2} - \frac{|\mathbf{u}|^2}{2RT_0} \right],$$

where $w_0 = 4/9$, $w_1 = w_2 = w_3 = w_4 = 1/9$, and $w_5 = w_6 = w_7 = w_8 = 1/36$. It is clear that these parameters are the same as the standard D2Q9 lattice Boltzmann equation model [9].

In our simulations, we set $A = B = 2\pi$, $u_0 = 0.01$, and $RT_0 = 0.5$, such that the Mach number is small and the flow can be well recognized as incompressible. The relaxation time is determined from the shear viscosity, $\tau = \nu/RT_0$ so that the parameter ϵ can be adjusted by changing the value of ν . Uniform meshes are employed and the CFL number η is set to be 0.5 for each mesh. Periodic boundary conditions are imposed on all boundaries, and the distribution functions are initialized by setting $f_i = f_i^{(eq)} + \epsilon f_i^{(1)}$, which is the Chapman-Enskog approximation at the Navier-Stokes order.

Three values of ϵ for continuum flow regime, i.e., 1.6×10^{-3} , 10^{-4} , and 2.5×10^{-3} , are considered in the simulations. We first test whether the Navier-Stokes solution for each case can be captured by the DUGKS with a uniform mesh with resolution of $\Delta x \sim \sqrt{\epsilon}$, i.e., $\delta_x \sim \epsilon^{-1/2}$ (and thus $\delta_t \sim \epsilon^{-1/2}$). Specifically, uniform meshes with size of 25×25 , 100×100 , and 200×200 are adopted for $\epsilon = 1.6 \times 10^{-3}$, 10^{-4} , and 2.5×10^{-5} , respectively. The velocity profiles at $t = t_c \equiv \ln 2/(\nu\alpha)$, at which the magnitude of the velocity decays to one half of the original one, are measured and shown in Fig. 2. It can be observed that the velocity profiles are well captured by the DUGKS with the meshes, confirming its second-order UP property. We note that the mesh resolutions are much larger than the kinetic scale in the tests ($\Delta x/\epsilon = 25$, 100, and 200 respectively for the three cases).

We then tests whether the DUGKS can capture the Navier-Stokes solutions with meshes of coarser resolution than $\sqrt{\epsilon}$. As an example, we use a 40×40 mesh and a 70×70 one for $\epsilon = 10^{-4}$ and 2.5×10^{-5} , respectively, such that $\Delta x \approx \epsilon^{0.4}$. The

velocity profiles are shown in Fig. 3, and some clear deviations between the numerical and analytical solutions can be observed. The reason for the inaccuracy is due to the poor mesh resolution which cannot resolve the hydrodynamic scale structure, even though the mesh size is much larger than the kinetic mean free path. These results confirm the UP analysis of DUGKS presented above.

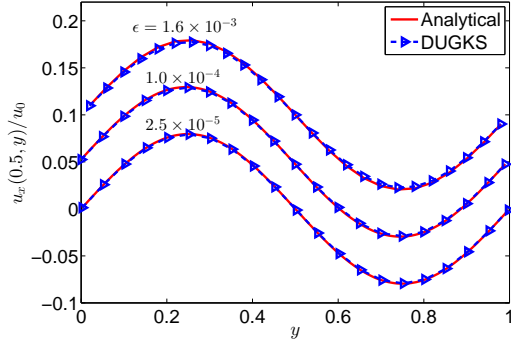


FIG. 2. Velocity profiles of the Taylor vortex flow at $t = t_c$ predicted by the DUGKS with $\Delta x = \sqrt{\epsilon}$. The profiles for $\epsilon = 1.6 \times 10^{-3}$ and 10^{-4} are shifted upward for clarity.

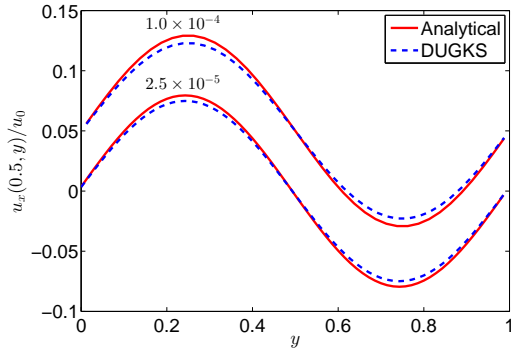


FIG. 3. Velocity profiles of the Taylor vortex flow at $t = t_c$ predicted by the DUGKS with $\Delta x \approx \epsilon^{0.4}$. The profile for 10^{-4} is shifted upward for clarity.

We now test the whether the CLR scheme, where the distribution function $f_{j+1/2}^{n+1/2}$ is reconstructed by solving the collision-less kinetic equation as noted in Remark II and Appendix A, can capture the Navier-Stokes solutions with the same numerical resolution as used in the DUGKS (i.e., $\Delta x \sim \sqrt{\epsilon}$ with CFL number $\eta = 0.5$). The predicated velocity profiles for $\epsilon = 1.6 \times 10^{-3}$, 10^{-4} , and 2.5×10^{-5} are shown in Fig. 4, which clearly demonstrates that the CLR scheme is too dissipative to capture the Navier-Stokes solutions under this cell resolution. These results confirm the UP property of this scheme shown in the Appendix.

5. Summary. For a kinetic scheme for multiscale flow simulations, it is required to capture the hydrodynamic behaviors in the continuum limit without resolving the kinetic scales, but with the cell resolution for distinguishing the hydrodynamic structure only. The asymptotic preserving (AP) concept is helpful for understanding

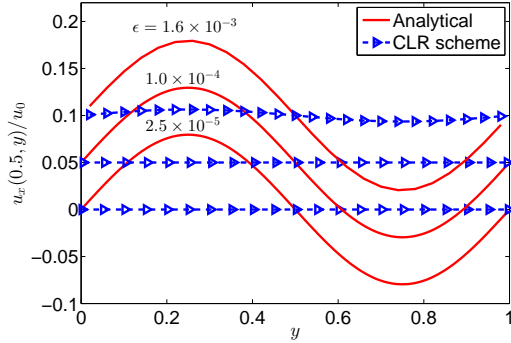


FIG. 4. Velocity profiles of the Taylor vortex flow at $t = t_c$ predicted by the CLR scheme with $\Delta x = \epsilon^{0.5}$. The profile for $\epsilon = 1.6 \times 10^{-3}$ and 10^{-4} are shifted upward for clarity.

the limiting behavior of a kinetic scheme as $\epsilon \rightarrow 0$, i.e., the dynamics described by the Euler equations. In the present work, we proposed the unified preserving (UP) concept to distinguish the asymptotic behaviors of a kinetic scheme at small but nonzero ϵ and the order of accuracy to capture the corresponding hydrodynamic structure.

Generally, a UP scheme with order $n \geq 1$ is also AP, and therefore the UP concept can be viewed as an extension of AP concept. But it should be noted that the approach for analyzing the UP properties is different from that for analyzing the AP property of a kinetic scheme. In AP analysis, the corresponding discrete formulation of the kinetic scheme as $\epsilon \rightarrow 0$ is first derived, and then is proved to be a consistent and stable discretization of the corresponding hydrodynamic equations. On the other hand, in the UP framework the analysis is based on the Chapman-Enskog expansion of the modified equation of the kinetic scheme, and the expansion coefficients at different orders of ϵ can be compared with those of the original Chapman-Enskog expansion of the kinetic equation and thus the asymptotic degree of accuracy can be assessed.

The UP order of a kinetic scheme depends on three scales, i.e., kinetic scale $(\hat{\lambda}_0, \hat{\tau}_0)$, numerical scale $(\Delta \hat{x}, \Delta \hat{t})$, and hydrodynamic scale (\hat{l}_0, \hat{t}_0) . Specifically, the order is related to the dimensionless parameters $\epsilon = \hat{\tau}_0/\hat{t}_0 = \hat{\lambda}_0/\hat{l}_0$, $\delta_x = \Delta \hat{x}/\hat{\lambda}_0$, and $\delta_t = \Delta \hat{t}/\hat{\tau}_0$. Furthermore, the accuracies of spatial and temporal discretizations also affect the UP order. In general, for given cell size and time step, the UP order increases with the accuracy order of the scheme.

As an example, the UP property of the DUGKS is analyzed. It is shown that the DUGKS is a second-order UP scheme which can capture hydrodynamics at the Navier-Stokes level without resolving the kinetic scale ($\Delta \hat{t}/\hat{\tau} \sim \epsilon^{-0.5}$ and $\Delta \hat{x}/\hat{\lambda} \sim \epsilon^{-0.5}$), and the numerical test confirms the property. On the other hand, if the distribution function at cell interface is reconstructed by solving the collision-less kinetic equation, the scheme is only first-order UP under the same numerical resolution. The results confirm the necessity of the inclusion of collision effect in the reconstruction. We note that some kinetic schemes also consider the collision effect in flux reconstruction [15, 27], and it would be interesting to analyze the UP properties of these schemes.

The UP property discussed in this study is focused on the case of hydrodynamic regime where ϵ is small, which is the key requirement for kinetic schemes. For flows beyond the continuum regime, the solution of a UP scheme should be able to capture the non-continuum flow physics since the scheme is consistent with the kinetic equation. For instance, the DUGKS has been successfully applied to a variety of

non-equilibrium flows ranging from slip to free-molecular regimes [24, 29, 30, 31].

Finally, we remark that other techniques rather than the Chapman-Enskog expansion can also be employed to analyze the asymptotic property of a kinetic scheme in the UP framework, such as the Maxwell iteration procedure [13].

Acknowledgments. Helpful discussions with Dr. Songze Chen is highly appreciated.

Appendix A. UP analysis of the CLR kinetic scheme.

In this appendix we will derive the modified equation of the CLR kinetic scheme noted in Remark II in which the cell-interface distribution function $f_{j+1/2}^{n+1/2}$ is reconstructed from the collision-less BGK equation,

$$(A.1) \quad f_{j+1/2}^{n+1/2} = f_{j'}^n = f_{j+1/2}^{n+1/2} = \left(\frac{1}{2} - \beta\right) f_{j+1}^n + \left(\frac{1}{2} + \beta\right) f_j^n.$$

Then we have

$$(A.2) \quad \frac{f_{j+1/2}^{n+1/2} - f_{j-1/2}^{n+1/2}}{\Delta x} = \partial_x f_h + \frac{\Delta x^2}{6} \partial_x^3 f_h - \frac{\Delta t}{2} \xi \partial_x^2 f_h + O(\Delta t^3) + O(\Delta t \Delta x^2).$$

The modified equation can thus be obtained as

$$(A.3) \quad \begin{aligned} & \partial_t f_h + \xi \partial_x f_h + \frac{\Delta t^2}{6} \partial_t^3 f_h + \frac{\Delta x^2}{6} \xi \partial_x^3 f_h + \frac{\Delta t}{2} \underbrace{\left[\partial_t^2 f_h - \xi^2 \partial_x^2 f_h - \frac{1}{\epsilon} \partial_t Q_h \right]}_{A'} \\ & = \frac{1}{\epsilon} Q_h + \frac{\Delta t^2}{4} \partial_t^2 Q_h + O(\Delta t^3) + O(\Delta t \Delta x^2). \end{aligned}$$

With this equation we can estimate the underbrace term A' ,

$$(A.4) \quad \begin{aligned} A' &= \partial_t \left[\partial_t f_h - \frac{1}{\epsilon} Q_h \right] - \xi \partial_x \left[\xi \partial_x f_h - \frac{1}{\epsilon} Q_h \right] - \frac{1}{\epsilon} \xi \partial_x Q_h \\ &= -\partial_t \left[\frac{\Delta t}{2} A' + \xi \partial_x f_h \right] + \xi \partial_x \left[\frac{\Delta t}{2} A' + \partial_t f_h \right] - \frac{1}{\epsilon} \xi \partial_x Q_h + O(\Delta x^2) + O(\Delta t^2) \\ &= \frac{\Delta t}{2} (\xi \partial_x - \partial_t) A' - \frac{1}{\epsilon} \xi \partial_x Q_h + O(\Delta x^2) + O(\Delta t^2) \\ &= \frac{\Delta t}{2\epsilon} \xi (\partial_t \partial_x Q_h - \xi \partial_x^2 Q_h) - \frac{1}{\epsilon} \xi \partial_x Q_h + O(\Delta x^2) + O(\Delta t^2) \\ &= -\frac{1}{\epsilon} \xi \partial_x Q_h + O(\Delta x^2) + O(\Delta t). \end{aligned}$$

Therefore, the modified equation (A.3) can be rewritten as

$$(A.5) \quad \partial_t f_h + \xi \partial_x f_h + \frac{\Delta x^2}{6} \xi \partial_x^3 f_h - \frac{\Delta t}{2\epsilon} \xi \partial_x Q_h = \frac{1}{\epsilon} Q_h + O(\Delta t^2) + O(\Delta t \Delta x^2),$$

which shows that the time accuracy of this CLR scheme is first-order.

As $\Delta t = O(\epsilon^{1/2})$ and $\Delta x = O(\epsilon^{1/2})$, the equation (A.5) can be reformulated as (with only error terms of leading order),

$$(A.6) \quad \epsilon \partial_t f_h + \epsilon \xi \partial_x f_h + \epsilon^2 \frac{\tilde{\delta}_x^2}{6} \xi \partial_x^3 f_h + \epsilon^{0.5} \frac{\tilde{\delta}_t}{2\tau} \xi \partial_x (f_h - f_h^{(eq)}) = \frac{1}{\tau} (f_h - f_h^{(eq)}),$$

from which we can obtain the first two Chapman-Enskog expansion coefficients of f_h

$$(A.7a) \quad \epsilon^0 : \quad f_h^{(0)} = f_h^{(eq)},$$

$$(A.7b) \quad \epsilon^1 : \quad D_0 f_h^{(0)} = -\frac{1}{\tau} f_h^{(1)},$$

However, the $f_h^{(2)}$ cannot be determined due to the appearing of terms of $O(\epsilon^{0.5})$. This suggests that CLR scheme is of first-order UP and the Navier-Stokes solution cannot be captured by this scheme under the numerical resolution $\Delta t = O(\epsilon^{1/2})$ and $\Delta x = O(\epsilon^{1/2})$.

It is interesting that as $\Delta t = O(\epsilon)$ and $\Delta x = O(\epsilon^{1/2})$, we can obtain the balance equation for $f_h^{(2)}$. Actually, in this case the modified equation becomes

$$(A.8) \quad \epsilon \partial_t f_h + \epsilon \xi \partial_x f_h + \epsilon^2 \frac{\tilde{\delta}_x^2}{6} \xi \partial_x^3 f_h + \epsilon \frac{\tilde{\delta}_t}{2\tau} \xi \partial_x (f_h - f_h^{(eq)}) = \frac{1}{\tau} (f_h - f_h^{(eq)}).$$

Then it can be shown that $f_h^{(0)}$ and $f_h^{(1)}$ are still given by Eq. (A.7), and $f_h^{(2)}$ is given by

$$(A.9) \quad \epsilon^2 : \quad \partial_{t_1} f_h^{(0)} + D_0 f_h^{(1)} + \frac{\tilde{\delta}_t}{2\tau} \xi \partial_x f_h^{(1)} + \frac{\tilde{\delta}_x^2}{6} \xi \partial_x^3 f_h^{(0)} = -\frac{1}{\tau} f_h^{(2)},$$

which suggests that $f_h^{(2)}$ depends on Δx and Δt , and thus the scheme is still a first-order UP one. Therefore, even as the Δt resolves the kinetic time scale, the CLR scheme is unable to capture the Navier-Stokes solutions. This result confirms the fact that it is necessary to consider the collision effect in the reconstruction of the cell-interface distribution function in developing UP kinetic schemes.

REFERENCES

- [1] C. CERCIGNANI, *The Boltzmann equation and its applications*, Springer-Verlag, New York, 1988.
- [2] S. CHAPMAN AND T. COWLING, *The mathematical theory of non-uniform gases*, Cambridge University Press, 1970.
- [3] S. CHEN AND K. XU, *A comparative study of an asymptotic preserving scheme and unified gas-kinetic scheme in continuum flow limit*, J. Comput. Phys., 288 (2015), pp. 52–65.
- [4] F. CORDIER, P. DEGOND, AND A. KUMBARO, *An asymptotic-preserving all-speed scheme for the euler and navier-stokes equations*, J. Comput. Phys., 231 (2012), pp. 5685–5704.
- [5] G. DIMARCO AND L. PARESCHI, *Asymptotic preserving implicit-explicit runge-kutta methods for nonlinear kinetic equations*, SIAM J. Numer. Anal., 51 (2013), pp. 1064–1087.
- [6] G. DIMARCO AND L. PARESCHI, *Numerical methods for kinetic equations*, Acta Numerica, 23 (2014), pp. 369–520.
- [7] G. DIMARCO AND L. PARESCHI, *Implicit-explicit linear multistep methods for stiff kinetic equations*, SIAM J. Numer. Anal., 55 (2017), pp. 664–690.
- [8] F. FILBET AND S. JIN, *An asymptotic preserving scheme for the es-bgk model of the boltzmann equation*, J. Sci. Comput., 46 (2011), pp. 204–224.
- [9] Z. GUO AND C. SHU, *Lattice Boltzmann method and its applications in engineering*, World Scientific, Singapore, 2013.
- [10] Z. GUO, R. WANG, AND K. XU, *Discrete unified gas kinetic scheme for all knudsen number flows. ii. thermal compressible case*, Phys. Rev. E, 91 (2015), p. 033313.
- [11] Z. GUO, K. XU, AND R. WANG, *Discrete unified gas kinetic scheme for all knudsen number flows: Low-speed isothermal case*, Phys. Rev. E, 88 (2013), p. 033305.
- [12] J. HAACK, S. JIN, AND J. G. LIU, *An all-speed asymptotic-preserving method for the isentropic euler and navier-stokes equations*, Comm. Comput. Phys., 12 (2012), pp. 955–980.
- [13] S. HARRIS, *An introduction to the theory of the Boltzmann equation*, Dover Publications, 2011.

- [14] J. HU, S. JIN, AND Q. LI, *Asymptotic-preserving schemes for multiscale hyperbolic and kinetic equations*, In R. Abgrall and C.-W. Shu, editors, Handbook of Numerical Methods for Hyperbolic Problems, chapter 5, pages 103-129, North-Holland, 2017.
- [15] D. JIANG, M. MAO, J. LI, AND X. DENG, *An implicit parallel ugks solver for flows covering various regimes*, Adv. Aerodyn., (2019), p. 1:8.
- [16] S. JIN, *Asymptotic preserving (ap) schemes for multiscale kinetic and hyperbolic equations: a review*, Riv. Mat. Univ. Parma, 3 (2012), pp. 177–216.
- [17] A. KLAR, *An asymptotic preserving numerical scheme for kinetic equations in the low mach number limit*, SIAM J. Numer. Anal., 36 (1999), pp. 1507–1527.
- [18] J. LI, *Two-stage fourth order: temporal-spatial coupling in computational fluid dynamics (cfd)*, Adv. Aerodyn., 1 (2019), p. 1:3.
- [19] J. LI AND Z. DU, *A two-stage fourth order time-accurate discretization for lax-wendroff type flow solvers i. hyperbolic conservation laws*, SIAM J. Sci. Comput., 38 (2016), pp. A3046–A3069.
- [20] J. LI AND Z. YANG, *The von neumann analysis and modified equation approach for finite difference schemes*, Appl. Math. Comput., 225 (2013), pp. 610–621.
- [21] L. PAN, K. XU, Q. LI, AND J. LI, *An efficient and accurate two-stage fourth-order gas-kinetic scheme for the euler and navier–stokes equations*, J. Comput. Phys., 326 (2016), pp. 197–221.
- [22] S. PIERACCINI AND G. PUPPO, *Implicit-explicit schemes for bgk kinetic equations*, J. Sci. Comput., 32 (2007), pp. 1–28.
- [23] P. SANTAGATI, G. RUSSO, AND S. YUN, *Convergence of a semi-lagrangian scheme for the bgk model of the boltzmann equation*, SIAM J. Numer. Anal., 50 (2012), pp. 1111–1135.
- [24] P. WANG, M. HO, AND L. W. et al., *A comparative study of discrete velocity methods for low-speed rarefied gas flows*, Comput. Fluids, 161 (2018), pp. 33–46.
- [25] R. WARMING AND B. HYETT, *The modified equation approach to the stability and accuracy analysis of finite-difference methods*, J. Comput. Phys., 14 (1974), pp. 159–179 (.
- [26] K. XU, *A gas-kinetic bgk scheme for the navier-stokes equations and its connection with artificial dissipation and godunov method*, J. Comput. Phys., 171 (2001), pp. 289–335.
- [27] K. XU AND J. HUANG, *A unified gas-kinetic scheme for continuum and rarefied flows*, J. Comput. Phys., 229 (2010), pp. 7747–7764.
- [28] K. XU AND C. LIU, *A paradigm for modeling and computation of gas dynamics*, Phys. Fluids, 29 (2017), p. 026101.
- [29] L. ZHU, S. CHEN, AND Z. GUO, *dugksfoam: An open source openfoam solver for the boltzmann model equation*, Comput. Phys. Commun., 213 (2017), pp. 155–164.
- [30] L. ZHU, X. YANG, AND Z. GUO, *Numerical study of nonequilibrium gas flow in a microchannel with a ratchet surface*, Phys. Rev. E, 95 (2017), p. 023113.
- [31] L. ZHU, X. YANG, AND Z. GUO, *Thermally induced rarefied gas flow in a three-dimensional enclosure with square cross-section*, Phys. Rev. Fluids, 2 (2017), p. 123402.