
COMPREHENSIVE ANALYSIS OF ASPECT TERM EXTRACTION METHODS USING VARIOUS TEXT EMBEDDINGS

A PREPRINT

Łukasz Augustyniak, Tomasz Kajdanowicz and Przemysław Kazienko

Wrocław University of Science and Technology, Wrocław, Poland

lukasz.augustyniak@pwr.edu.pl, tomasz.kajdanowicz@pwr.edu.pl, przemyslaw.kazienko@pwr.edu.pl

November 3, 2021

ABSTRACT

Recently, a variety of model designs and methods have blossomed in the context of the sentiment analysis domain. However, there is still a lack of wide and comprehensive studies of aspect-based sentiment analysis (ABSA). We want to fill this gap and propose a comparison with ablation analysis of aspect term extraction using various text embedding methods. We particularly focused on architectures based on long short-term memory (LSTM) with optional conditional random field (CRF) enhancement using different pre-trained word embeddings. Moreover, we analyzed the influence on performance of extending the word vectorization step with character embedding. The experimental results on SemEval datasets revealed that not only does bi-directional long short-term memory (BiLSTM) outperform regular LSTM, but also word embedding coverage and its source highly affect aspect detection performance. An additional CRF layer consistently improves the results as well.

1 Introduction

1.1 Aspect-based Sentiment Analysis

If you have used Uber, TripAdvisor or Amazon, you are among 100 million (Uber), 450 million (TripAdvisor), or over 300 million (Amazon) active users. All of these businesses provide services with a strong focus on communication and a relationship with customers. It is fundamental for their success to listen to their clients, understand what exactly the customer is saying and engage when it is necessary. However, how can we analyze even a glimpse of these communications? This is a reason why development of natural language processing methods (NLP) for large amounts of such data has boomed. Analysis of textual data can provide valuable insights by the processing of direct feedback from the customers (customer reviews or their complaints) found on social media platforms such as Twitter, Facebook and many more platforms, where people regularly post their opinions on all kind of businesses. Hence, what kind of NLP techniques should we apply to extract useful knowledge from opinionated texts? For sure, sentiment analysis methods are widely used for that purpose. On the other hand, general sentiment extraction techniques provide too broad information. Then, would aspect-based sentiment analysis (ABSA) be helpful to narrow and precisely describe the insights? What is it exactly? ABSA aims to extract the sentiment polarity of the document toward the specific *aspect* (also called *attribute*) of a given more general concept. For example, in a phone review *the screen is very clear but the battery life is crappy* we can spot positive sentiment polarity for the *screen* aspect and negative polarity for the *battery life* of the smart phone considered. Unfortunately, nowadays most of the solutions still use sentiment analysis only on the whole document level; hence, they can not distinguish between the sentiment polarity related to *screen* and *battery life*. They commonly treat the document as a source of only one consistent opinion. Uber would be interested in which aspect of their service is rated positively and which negatively. There is a big difference between opinion about the mobile app and a driver - they are described by two different aspect sets. An aspect-based sentiment analyzer consists of many components. The first and primary one is responsible for precise and complete Aspect Term Extraction (ATE). Why is this step is so crucial? Aspect term extraction has a substantial influence on the accuracy of

the entire sentiment analysis tool because errors at the beginning (input) of the whole pipeline will be propagated to the next steps and could potentially harm the entire solution seriously.

There has been more emphasis on neural network architectures, and sequence tagging approaches [48, 60, 59, 7] in aspect term extraction. These techniques have presented to be effective for named entity recognition (NER), part-of-speech tagging (POS) or chunking tasks [30, 39, 2]. There exists some research presenting neural network-based models for aspect term extraction, but there is still a lack of comprehensive and reliable analysis of them. They mostly cover only a limited range of solutions, and they do not cover problems such as:

1. one or two pre-trained word embedding models [32, 48, 60];
2. very well represented languages such as English; there exist many massive word embedding models for English with millions of words in their vocabulary; there is a significant problem as to how we can deal with minor languages [53, 67];
3. comparison of only few configurations, e.g., two word embedding models and two neural network architectures; it is hard to find the best design only by searching within such a limited experimental space [63, 32];
4. these models are frequently fine-tuned with hand-crafted, language-dependent rules [48], and therefore the portability and time-to-market for the other languages is very problematic.

Our goal is to address all four mentioned problem and propose a comprehensive end-to-end aspect term extraction method that uses inclusive language text embeddings combined with various advanced neural network architectures. Our experiments cover more than ten various word embeddings extracted from different corpora and using different methods (mitigation of Problem 1). We proposed the extension of the pre-trained word embeddings with character embeddings to mitigate Problem 2. In future works, we want to enhance word embeddings in minor languages (such as Polish) with character-based word representations. We also proposed a very comprehensive analysis of various customization of the proposed neural network to solve Problem 3. Finally, we proposed a method with automatic feature engineering to skip hand-crafted, grammar-based feature creation. As a result, the new method does not require any feature engineering or data pre-processing.

In our analysis, we responded to the following issues:

1. What is the performance of the general language word embeddings in domain-dependent tasks?
2. What is the impact of word coverage between word embedding and the domain on aspect term extraction performance?
3. Does the lengths of word embedding vectors matter?
4. What is the influence of character embedding on ATE performance?
5. What do tell us the statistical analysis of models and word embeddings to choose the most general model for the aspect term extraction task?

Summing up, our main contributions are (1) a new method for aspect term extraction using both word and character embedding (LSTM-based embedding), (2) a comprehensive comparison of a number of LSTM-based approaches to ATE based on many pre-trained word embeddings, and (3) an ablation analysis with focus on what is the influence of the text vectorization methods and model characteristics on the final performance.

2 Related Work

2.1 Aspect Extraction

Many methods of aspect detection are discussed in this section. A division is made between syntax and rule-based approaches unsupervised and supervised machine learning (especially on sequence tagging methods).

2.1.1 Syntax and Rule-Based Methods

Aspect-based sentiment analysis has interested researchers for some time. One of the first approaches proposed in [25, 47], the authors only consider single nouns and compound nouns as possible aspects. In [25] they retrieved the frequency of each combination of nouns, nouns do not have to be next to each other, and they should appear in the same sentence. Hence, we may spot aspects such as *screen size* for the raw text *size of the screen*. Besides, they used some rules to prune the results to lower the number of false positives. Long et al. [36] proposed an improved method using grammatical dependencies to find infrequent aspects.

Liu et al. [35] proposed a supervised form of association rule mining to detect aspects, but they still depended heavily on Parts-of-Speech tags. However, to get good coverage, we need many rules, and it is easy to skip some essential aspects. To mitigate the low recall problem, a generalization step for syntactic patterns started to appear as in [66]. The authors used a labeled data (train set) set to extract the syntactic patterns of all the annotated aspects. Then, they obtain syntax trees of all sentences from the test set. However, instead of directly trying to find an exact match between the aspect pattern and the syntax tree, they proposed generalization strategies such as intuitive heuristics (replacement of near-synonymic tags in syntactic structures) and syntactic structure similarity using tree kernel function.

2.1.2 Unsupervised Approaches

To overcome the need of creating grammar rules manually, researches started to use unsupervised approaches such as based on Latent Dirichlet allocation (LDA) [12, 11]. In LDA-based methods, each document can be seen as a mixture of topics that could have generated that document. However, we must remember that in this method, generated topics are unlabeled; hence, it is hard to connect specific topic and aspect. Mei et al. [41] propose a probabilistic model to capture the mixture of topics and sentiments simultaneously using a hidden Markov model (HMM) and Expectation-Maximization algorithm. In [37] authors performed LDA on sentences with the exception that the document topics are modeled in conjunction with the sentence topics. Hence, they could model aspects with all non-relevant words extracted as document topics. As we can see, many approaches have been used both global and local topics to get a coherent set of aspects. Nonetheless, a different approach is shown in [29]. The LDA is combined with an HMM to distinguish between aspect-words and background words using syntactic dependencies between aspect and sentiment. Another set of techniques employ vocabularies to pick aspect related words. In [64] one dictionary holds the nouns, and the other consists of all words being dependent on the nouns (e.g., adjectives, adjectival verbs, etc.).

2.1.3 Supervised Machine Learning

There exist some supervised machine learning methods for aspect detection. In this subsection, we will describe the most influential one.

One of the first idea to solve aspect extraction in supervised learning manner was the usage of a linear chain Conditional Random Field (CRF) [27, 57, 15]. This technique is commonly used in natural language processing to process sequences of words. The big advantage of CRF is the ability to take the context of a word into account when assigning it a label. The other often used model was SVM as in [4, 14]. There exist also mixture models combined with supervised learning and rule-based systems as in [49, 43, 48]. In [49] authors used with dependency-based rules such as the adjective + noun combination and noun as a stand-alone aspect or skipping bigrams consisted of adjective and stop word.

Nowadays, deep learning-based approaches have emerged recently. Poria et al. [48] proposed a deep convolutional neural network that tags each word in the document as either an aspect or non-aspect word (sequence tagging approach). Nevertheless, they also used hand-crafted linguistic patterns to improve their method; hence, it is rather a mixture of deep learning and rule-based approaches. Ruder et al. [53] proposed a hierarchical, bidirectional LSTM model to leverage both intra- and inter-sentence relations. In this case, word embeddings are fed into a sentence-level BiLSTM, and then they are passed to a next bidirectional review-level LSTM. He et al. [21] proposed to use an attention mechanism that is used to focus more on aspect-related words while de-emphasizing aspect-irrelevant words. Recently, Hu et al. [60] proposed a model employing two types of pre-trained embeddings: general-purpose embeddings and domain-specific embeddings. He stacks these two kinds of embeddings and passes them into a convolution neural network.

2.2 Sequence Tagging

Jakob and Gurevych [26] proposed using a sequence tagging scheme for aspect extraction. They used features such as token information, POS, short dependency path, word distance, and information about opinionated sentences. Based on these features, they built a CRF model. Toh and Wang [57] extended this approach with more hand-crafted features such as lexicons, syntactic and semantic features, as well as cluster features induced from unlabeled data. Interestingly, sequence tagging schemes are quite often used for named entity recognition tasks [30, 39], but they are not so popular in aspect-based approaches. Lample et al. [30] proposed a neural architecture based on a bidirectional LSTM with a conditional random field. He also used two kinds of word embeddings character and word-based. Ma et al. [39] introduced a neural network architecture of bidirectional LSTM, CNN, and CRF. Hence, we see many approaches of sequence tagging in NER, but not too many applications of it in aspects extraction.

2.3 Text Embedding methods for Deep Learning

In this section we describe the approaches to text embedding used in deep learning.

2.3.1 Word Embeddings

Nowadays, many deep learning models in NLP use word embeddings as input features [53, 48, 60]. Word embedding is a text vectorization technique, and it transforms words in a vocabulary to vectors of continuous real numbers. The advantage of word embeddings over previous vectorization techniques such as bag-of-words [5] is the transformation from a high-dimensional sparse vector space to a lower-dimensional dense vector space. It is worth mentioning that each word dimension in the embedding vector represents a latent feature of this word. These vectors showed to encode linguistic regularities and patterns [31]. The most well-known approaches to word embedding are neural networks and matrix factorization. The first and the most recognizable word embedding method is called Word2Vec [31]. This neural network-based model covers two approaches: Continuous Bag-of-Words model (CBOW), and Skip-gram model (SG). The CBOW model predicts the target word from its context words ("phone has the best _ of all available phones", where _ denotes the target word "screen"). On the other hand, the Skip-gram model predicts the context words given the target word. A second widely used word embedding is Global Vectors (GloVe) [45], which is trained based on a global word-word co-occurrence matrix. Third technique is fastText [13]. It is based on the Skip-gram model, where each word is represented as a bag of character n-grams. This approach allows us to compute word representations for words that did not appear in the training data. Researchers started to train and use sentiment-oriented word embeddings. This was dictated by the nature of the opinionated texts. Cambria et al. [48] trained word2vec with the CBOW architecture on a large Amazon product review dataset to get embeddings with sentiment context. Hu et al. [60] proposed a simple CNN model employing double embeddings: general-purpose and domain-specific embeddings.

Peters et al. [46] proposed deep contextualized word representations (they called the model ELMo). This word embedding technique creates vector space using bidirectional LSTMs trained on a language modeling objective. ELMo embeddings were characterized by several features: (1) they are contextual, so the representation for each word depends on the entire context in which it is used, (2) the word representations combine all layers of a deep pre-trained neural network, and (3) ELMo representations are character-based, allowing the network to use morphological clues to form robust representations for out-of-vocabulary tokens unseen in training. After ELMo paper, there appeared a sequence of works. First Universal Language Model Fine-tuning for Text Classification (ULMFiT) by Howard and Ruder [23] and then Generative Pre-Training (GPT) from Radford et al. [50] both matching or surpassing ELMo by using different architectures. GPT used Transformer architecture instead of bi-LSTM, and ULMFiT used different fine-tuning methods e.g., discriminative fine-tuning or Slanted triangular learning rates (STLR). Then language models have evolved even further with BERT, GPT2, and XLNet. BERT, Bidirectional Encoder Representations from Transformers [19], is different from previous methods because it targets a different training objective. Note that the main limitation of ELMo, ULMFiT, or GPT was an inability to model both the left and right contexts of the target word properly. BERT used modified objective for language modeling called "masked language modeling". This model randomly (with some small probability) replaces some words in a sentence with a special token ("masked"). Then, a Transformer is used to generate a prediction for the masked word based on the unmasked words surrounding it, both to the left and right. Hence finally, we can model better left and right contexts. One of the limitations of BERT is the fixed-length context that prevents the model from capturing longer-term dependency and suffers from a problem known as context fragmentation. To overcome this limitation Transformer-XL [17] has been proposed. This architecture enables natural language understanding beyond a fixed-length context using two techniques: a segment-level recurrence mechanism and a relative positional encoding scheme. Radford et al. [51] improved GPT even further, they moved normalization layer to the input of each sub-block, and they added a normalization layer after final self-attention model. Finally, they used a better dataset that emphasizes the diversity of content. GPT2 was trained to predict the next word in 40GB of Internet text. In order to preserve document quality, they used only pages which have been curated/filtered by humans—specifically; they used outbound links from Reddit, which received at least three karma. Finally, we want to mention the pre-trained language model called XLNet - generalized autoregressive pre-training method [61]. Instead of predicting masked words independently as in BERT, the model predicts target words based on different orders of source words. This allows it to model more dependencies in the data.

All these methods shared a common assumption that language modeling (LM) is the unsupervised task, and it could be used in the pre-training stage. The universal goal of language modeling is to generate the next word in a sentence based on a previously seen sequence of words. These pre-trained language models can be used to inference contextual vector representations of words.

2.3.2 Character Embeddings

Nowadays, some NLP models besides word embeddings use char-based embeddings. This kind of embedding has been found useful for morphologically rich languages and to deal with the out-of-vocabulary (OOV) problem for tasks, including, in part-of-speech (POS) tagging [20], language modeling [34], dependency parsing [6] or named entity recognition [30]. Zhang et al. [65] presented one of the first approaches to sentiment analysis with char embedding using convolution networks. Akbik et al. [3] proposed contextual string embeddings. The proposed embeddings have distinct properties. They (a) are trained without any explicit notion of words, and thus fundamentally model words as sequences of characters, and (b) are contextualized by their surrounding text, meaning that the same word will have different embeddings depending on its contextual use. They used the bidirectional model. They extract the output of the hidden state after the last character in the word from the forward language model and the output of the hidden state before the first character in the word from the backward pass. Both outputs are concatenated to form the final embedding for each particular word. Character embeddings can be used for multilingual word embeddings. Wehrmann et al. [59] presented a language-agnostic translation-free method for Twitter sentiment analysis. He used a deep convolutional neural network with character-level embeddings that is capable of learning latent features from all languages that are employed during the training process.

To the best of our knowledge, this is the first paper that reports a use LSTM-based character embeddings as the extension of word embedding layer for long short term memory networks in aspect term extraction task. Furthermore, this is also the most comprehensive comparison of many combinations of word embeddings, character embeddings and various variants of LSTMs.

3 LSTM-based Sequence Tagging Techniques for Aspect Extraction

Long Short-Term Memory networks are a specific type of Recurrent Neural Network (RNN). It is known that RNNs work very well for sequential data such as in languages [56]. They take as input a sequence of vectors (these vectors could represent characters or words) (x_1, x_2, \dots, x_n) and returns another sequence (h_1, h_2, \dots, h_n) that represents some information about this sequence at every step in the input. Nevertheless, the vanilla RNNs are not perfect. The main issue with them is the vanishing gradient problem [44]. When the network becomes deeper and deeper, the gradients calculated in the back propagation steps become smaller and smaller. Finally, the learning rate slows significantly and long-term dependencies of the language are harder to train. Consequently, RNNs memorize worse and worse words that are far away in the sequence and predictions are biased towards their most recent inputs in the sequence [10]. Long Short-term Memory Networks (LSTMs) have been designed to solve exactly this long-term dependencies using a memory-cell. This neural network architecture uses special gates in neurons to control the proportion of the input to give to the memory cell, and the proportion from the previous state to forget. LSTMs were proposed by Hochreiter and Schmidhuber [22] and they are widely used in several different NLP problems [33, 7, 38]. To further improve LSTMs and fasten the training of the network, its extension has been proposed - BiLSTM [1] - bidirectional LSTM. In this architecture, we split the state neurons of a regular RNN into two parts - forward and backward. The forward pass \vec{h}_t is responsible for the positive direction of sequence (e.g., direction according to the word order) and the backward part \overleftarrow{h}_t learns the negative direction (the reverse word order). Finally, the BiLSTM architecture outputs concatenation of vectors from each pass $h_t = [\vec{h}_t; \overleftarrow{h}_t]$.

We used to following implementation of LSTM:

$$i_t = \sigma(W_i h_{t-1} + U_i x_t + b_i) \quad (1)$$

$$f_t = \sigma(W_f h_{t-1} + U_f x_t + b_f) \quad (2)$$

$$\overline{c}_t = \tanh(W_c h_{t-1} + U_c x_t + b_c) \quad (3)$$

$$c_t = f_t \odot c_{t-1} + i_t \odot \overline{c}_t \quad (4)$$

$$o_t = \sigma(W_o h_{t-1} + U_o x_t + b_o) \quad (5)$$

$$h_t = o_t \odot \tanh(c_t) \quad (6)$$

where σ is the element-wise sigmoid function and \odot is the element-wise product. x_t is the input vector (e.g. word or character embedding) at time t , and h_t is the hidden state vector at time t . U_i, U_f, U_c, U_o are the weight matrices of different gates for input x_t , W_i, W_f, W_c, W_o are the weight matrices for hidden state h_t , and finally b_i, b_f, b_c, b_o denote the bias vectors.

3.1 Character Embedding

There is a big problem with many word embedding approaches related to the inability to handle unknown or out-of-vocabulary (OOV) words, especially in languages other than English. We mitigated this problem training special version of word embeddings using characters. Our character embedding architecture presents Figure 1, where as input we take a sequence of character vectors (x_1, x_2, \dots, x_n) and as the output LSTM creates another sequence of word representation concatenating its forward \vec{h}_t and backward \overleftarrow{h}_t passes. We used such character-level representation in our word look-up table similar to pre-trained word models.

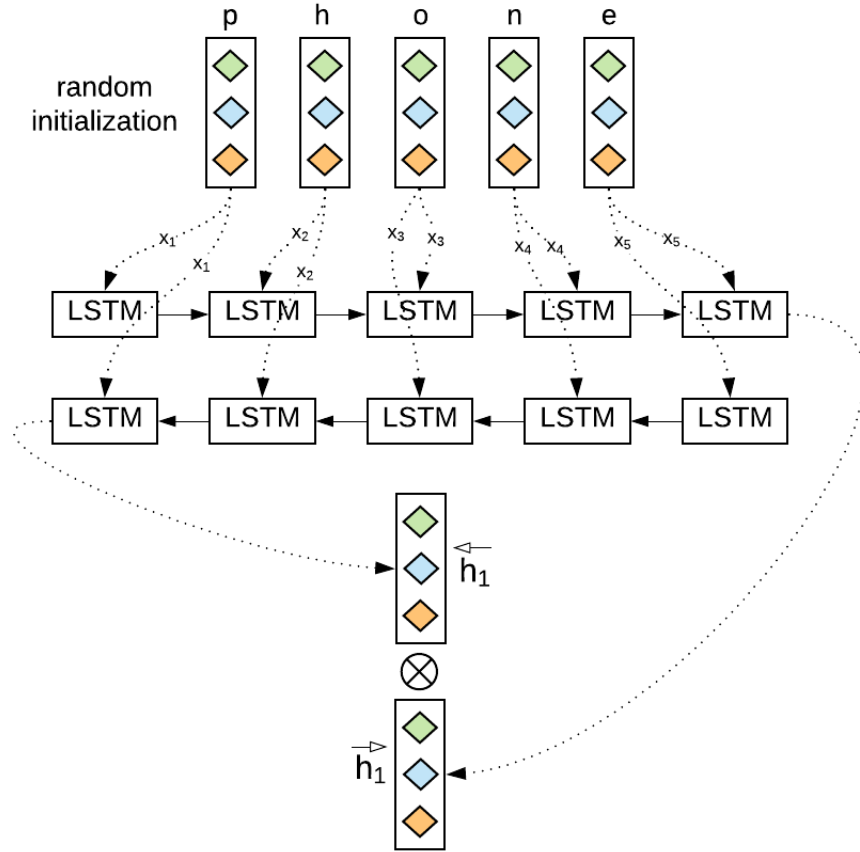


Figure 1: Architecture of character embedding.

We chose LSTM-based encoding for character embeddings rather than convolution neural networks, because CNNs discover mostly position-invariant features. It is usable for image recognition - an object can be spotted anywhere in a picture, but for NLP tasks order of characters or words is very important, e.g., prefixes and suffixes can convey essential distinctions. Languages with rich inflectional morphology exhibit lexical data sparsity [16]. The word used to express a given concept will vary with the syntactic context. Hence, it is unlikely to spot all inflections of a given lemma even using large corpora to train word embedding. The character embedding model could mitigate such problems.

Figure 2 presents proposed method with word and character embeddings, they are concatenated and passed further to LSTM-based neural network. We experimented with various configurations of neural network architecture, all customizations are described in Section 4.

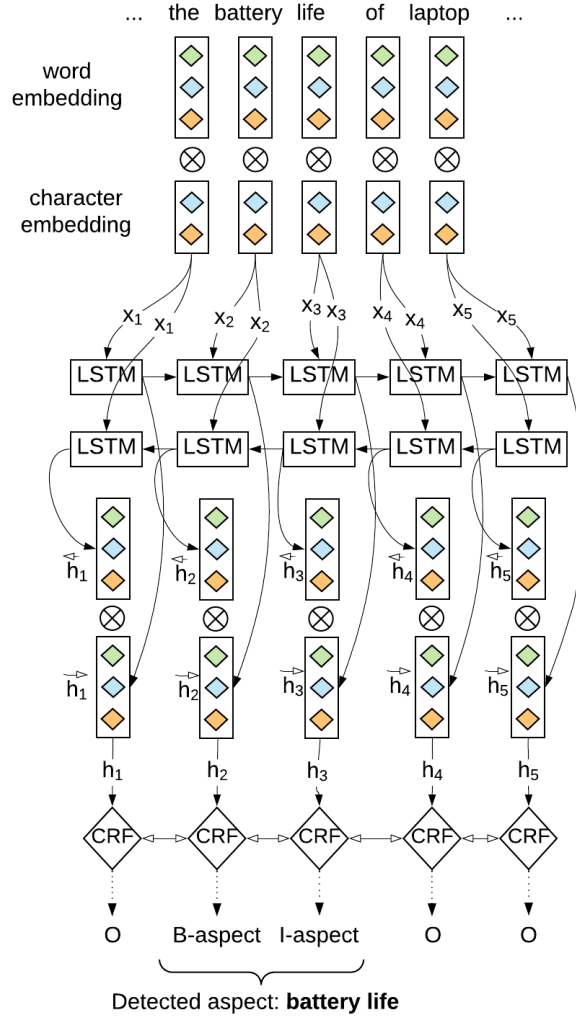


Figure 2: Architecture for word and character embedding with BiLSTM and CRF layer.

3.2 CRF layer

CRF (Conditional Random Field) layer is a popular extension of neural network models for named entity recognition tasks. CRF is an excellent tool for sequence modeling because it takes into account an object's neighborhood. The LSTM-based models predict tags locally considering only some information about the context. The CRF layer can learn constraints related to the final predicted labels and ensure they are valid. CRF takes as an input a sequence of vectors $z = (z_1, z_2, \dots, z_n)$ and returns sequence of labels $y = (y_1, y_2, \dots, y_n)$. $\mathcal{Y}(z)$ is the set of all possible label sequences for z . The probabilistic model for CRF defines a family of conditional probability $p(y|z; W, b)$ over possible label sequences of y given z using

$$p(y|z; W, b) = \frac{\prod_{i=1}^n \psi_i(y_{i-1}, y_i, z)}{\sum_{y' \in \mathcal{Y}(z)} \prod_{i=1}^n \psi_i(y'_{i-1}, y'_i, z)} \quad (7)$$

where $\psi_i(y', y, z) = \exp(W_{y', y}^T z_i + b_{y', y})$, $W_{y', y}^T$ and $b_{y', y}$ are the weight vector and bias corresponding to label pair (y', y) , respectively.

We used the maximum conditional likelihood estimation for training CRF. For a training set $\{(z_i, y_i)\}$, the log-likelihood is given by:

$$L(W, b) = \sum_i \log p(y|z; W, b) \quad (8)$$

Maximum likelihood training chooses parameters which maximizes the log-likelihood. During decoding phase we search for the label sequence y^* with the highest conditional probability:

$$y^* = \arg \max_{y \in \mathcal{Y}(z)} p(y|z; W, b) \quad (9)$$

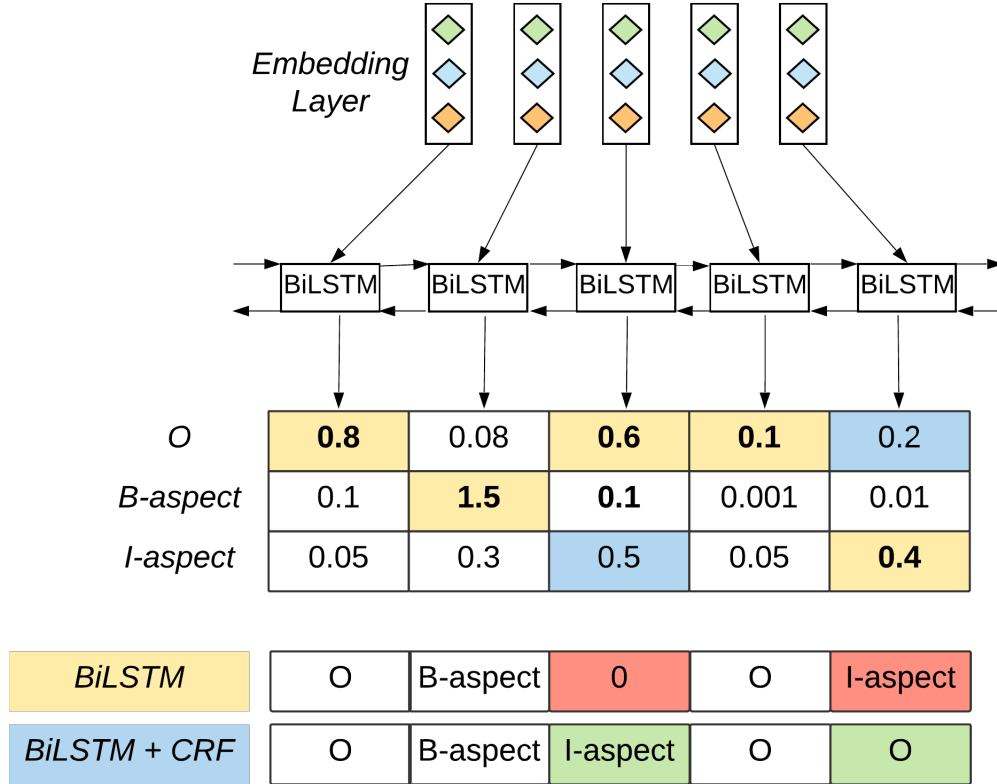


Figure 3: BiLSTM outcomes and possible corrections using CRF layer.

Figure 3 presents exemplary BiLSTM data extended with the CRF layer. The most interesting part is a table of BiLSTM predictions that are the input for CRF. We highlighted in light green the highest values (potential predictions). However, some of these predictions are not valid. The CRF layer can use information about previous predictions and choose a correct tag for words. Thus, we can predict *I-aspect* rather than *O* for the third word and replace the incorrect *I-aspect* tag for the fifth word with no tag - *O*. How can we do that? In our case, CRF can learn restrictions or patterns related to the IOB-scheme (short for inside, outside, beginning, see more about IOB in Section 3.3) and tag co-occurrence:

- The model predicts *I-aspect* tags for words that usually look like non-aspect words, such as the second and third word in Figure 3.
- A tag sequence cannot start with *I-aspect* tag. It must begin with either *B-aspect* or no tag - *O*.

Hence, we can decrease the number of wrong predictions using the CRF layer at the top of the LSTM-based architecture. In addition, the Conditional Random Field model will be beneficial for multi-words aspects, i.e., *battery life*, *charging time* in the Laptops domain or names of dishes in the Restaurants domain, i.e., *fish and chips*.

3.3 IOB sentence coding

In our experiments we used the IOB format for sequence tagging, a.k.a BIO [52]. It is a widely used coding scheme for representing sequences. IOB is short for *inside*, *outside*, *beginning*. The *B*- prefix before a tag (i.e., *B-aspect*) indicates that the tag (aspect) is the beginning of the annotated chunk. The *I*- prefix before a tag (i.e., *I-aspect*) indicates that the tag (aspect) is inside the chunk. *I*-tag could be preceded only by *B*-tag or other *I*-tag for ngram chunks. Finally, the *O* tag (without any tag information, no tag) indicates that a token does not belong to any of the annotated chunks.

An example sentence "I charge it at night and skip taking the cord with me because of the good battery life". is encoded with IOB to: *I::O charge::O it::O at::O night::O and::O skip::O taking::O the::O cord::B-aspect with::O me::O because::O of::O the::O good::O battery::B-aspect life::I-aspect :::O* .

4 Experimental setup

This section presents all the methods used in our experiment with the detailed configuration of all neural networks, as well as word and character embeddings.

4.1 Experiment workflow

We experimented with various sequence tagging approaches for aspect extraction. All considered methods are presented in Table 1. As we can see, in total 8 different configurations of features and neural networks were tested. Moreover, we used 11 different word embeddings, all described in Section 4.2.1. Hence, we evaluated 88 combinations in the entire experiment, and each was run six times.

Table 1: All models used in our experiments. Word and Char denote the word embedding and character embedding, respectively.

Method abbreviation	Word	Char	CRF
Wo-LSTM	yes	no	no
Wo-LSTM-CRF	yes	no	yes
WoCh-LSTM	yes	yes	no
WoCh-LSTM-CRF	yes	yes	yes
Wo-BiLSTM	yes	no	no
Wo-BiLSTM-CRF	yes	no	yes
WoCh-BiLSTM	yes	yes	no
WoCh-BiLSTM-CRF	yes	yes	yes

4.2 Text Vectorization

We used two different types of text embeddings. The former was the pre-trained word embeddings, while the latter was word vectors built using character-based embeddings.

4.2.1 Pre-trained Word Embeddings

We used several pre-trained word embeddings as we use the pre-trained models in transfer learning. Such an approach enables us to mitigate the problem of training models based on limited training data. Our intuition is that aspect indication words should appear in regular contexts in large corpora.

We tested several well-established word embeddings:

1. **word2vec** - protoplast model of any neural word embedding trained on Google News.
2. **glove.840B** - Global Vectors for Word Representation proposed by Stanford NLP Group, trained based on Common Crawl with 840B words.
3. **glove.42B** - Global Vectors for Word Representation proposed by Stanford NLP Group, trained based on Common Crawl with 42B words.

4. **glove.6B*** - Global Vectors for Word Representation proposed by Stanford NLP Group, trained based on Wikipedia 2014 and Gigaword¹ with 6B words. We used 4 different word vectors lengths: 50, 100, 200, and 300.
5. **numberbatch** - Numberbatch consists of state-of-the-art semantic vectors derived from ConceptNet with additions from Glove, Mikolov’s word2vec and parallel text from Open Subtitles 2016² trained via fastText.
6. **fastText-wiki-news** - 1 million word vectors (300 dimensions) trained on Wikipedia 2017, UMBC webbase corpus³ and statmt.org news dataset (16B tokens);
7. **fastText-crawl** - 2 million word vectors (300 dimensions) trained on Common Crawl (600B tokens).
8. **Amazon Reviews** - word2vec model trained on Amazon Reviews [40]. Since it contains opinionated documents, it should have an advantage over common language texts such as Google News or Common Crawl.

Table 2: All pre-trained word embeddings used in the experiments.

Word Embedding	Source/Main Source	# of words	Vocab	reference
Glove.6B*	Wikipedia 2014	6B	400K	[45]
Glove.42B	Common Crawl	42B	1.9M	[45]
Glove.840B	Common Crawl	840B	2.2M	[45]
word2vec	Google News	100B	3M	[31]
numberbatch	ConceptNet 5	2M	500K	[54]
fastText-crawl	Common Crawl	600B	2M	[42]
fastText-wiki-news	Wikipedia 2017, news	16B	1M	[42]
sentic2vec	Amazon Reviews	4.7B	42K	[48]

* we used 4 different word vector lengths, to be exact 50, 100, 200 and 300.

4.2.2 Character Embeddings

In contrast to [48, 65] we used the BiLSTM architecture to train word embeddings based on sequences of characters. We initialized randomly vector of length equal to 25 for each of the character. The dropout for the input layer was set to 0.5. We concatenated character embeddings with word embeddings and fed them together to the network. Each of the character embedding model has been trained separately on train sets.

4.3 Neural Network architecture

We estimated the best general hyper-parameters using hyper-parameter search for a couple of word embeddings (e.g., *Glove.840B*, *Amazon Reviews*) and different neural network configurations (e.g., BiLSTM or LSTM). We used the following hyperparameters: mini-batch size equal to 10, maximum sentence length of 30 tokens, word embedding size as 300 (with some exceptions for *Glove.6B* word embedding, see Section 5.5), 0.5 as dropout rate [55]. We trained the networks for 25 epochs using cross entropy, the Adam optimizer [28], and early stopping (max two epochs without improvement). We averaged model results from six runs. Our experiments were implemented in keras⁴ with tensorflow⁵ as backend. The source code for all experiments is available at GitHub⁶.

4.4 SemEval datasets

It is worth mentioning that we did not use SemEval 2015 or 2016 aspect extraction datasets because they were prepared as text classification with predefined aspect categories and entities. Moreover, since 2017 there has only been aspect extraction in the tweets’ challenge. SemEval 2014 consists of sentences with words tagged as aspects. Hence, SemEval 2014 dataset is the newest, suitable for our sequence tagging approach.

The SemEval-2014 aspect extraction task consists of customer reviews with annotated aspects of the target entities from two domains: restaurants (3041 sentences) and laptops (3045 sentences). Table 3 contains statistics of the data provided for each domain.

¹<https://catalog.ldc.upenn.edu/LDC2012T21>

²<http://opus.lingfil.uu.se/OpenSubtitles2016.php>

³<https://ebiquity.umbc.edu/resource/html/id/351>

⁴<https://keras.io/>

⁵<https://www.tensorflow.org/>

⁶https://github.com/laugustyniak/aspect_extraction

Table 3: SemEval 2014 dataset profile. Multi-aspect means a fraction of multi-ngram (two and more words) aspects toward all aspects of the domain.

		Laptops	Restaurants
Train	# of sentences	3,045	3,041
	# of aspects	2,358	3,693
	# of unique aspects	973	1,241
	multi-aspects	37%	25%
Test	# of sentences	800	800
	# of aspects	654	1,134
	# of unique aspects	400	530
	multi-aspects	44%	28%
All	# of sentences	3,845	3,841
	# of aspects	3,012	4,827

It is important to highlight some issues related to the annotation process for SemEval 2014 datasets. It was unclear if a noun or noun phrase was used as the aspect term. Aspects referred to the entity as a whole, and not only aspects explicitly mentioned were mismatched [47]. For example, in *this place is awesome*, the word *place* most likely refers to the Restaurant as a whole. Hence, it should not be tagged as an aspect term. In text *cozy place and good pizza*, it probably refers to the ambiance of the Restaurant that is not explicitly mentioned in the text. In such cases, we would need an additional (external) review context to disambiguate it.

Moreover, there are several reviews rating laptops as such without any particular aspects in mind. This domain often contains implicit aspects expressed by adjectives, e.g., *expensive*, *heavy*, rather than using explicit terms, e.g., *cost*, *weight*. We must remember that in both datasets, annotators were instructed to tag only explicit aspects.

The majority of the aspects in both datasets are single-words, Table 3. Note that the Laptop dataset consists of proportionally more multi-word aspects than the Restaurant domain. The Restaurant dataset contains many more aspect terms in training and testing subsets, see Table 3. Moreover, it includes more than one aspect per sentence on average. In contrast, the Laptops datasets consist of less than one aspect per sentence on average.

Table 4: The Restaurants and the Laptops datasets: top 20 most frequent aspects.

Restaurants Train	Restaurants Test	Laptops Train	Laptops Test
food	food	screen	price
service	service	price	performance
place	atmosphere	use	works
prices	staff	battery life	os
staff	menu	keyboard	features
menu	place	battery	screen
dinner	prices	programs	windows 8
pizza	sushi	features	use
atmosphere	meal	software	size
price	drinks	warranty	keyboard
table	waiter	hard drive	mac os
meal	price	windows	battery
sushi	pizza	quality	runs
drinks	wine	size	battery life
bar	waiters	performance	speed
lunch	desserts	speed	set up
dishes	lunch	applications	design
decor	dinner	graphics	windows 7
ambiance	chicken	memory	usb ports
portions	bartender	runs	operating system

Analysis of aspect distribution over each dataset appears to be very informative and useful. Top 20 aspect examples according to their frequency from each domain can be found in Table 4. On the one hand, the aspect terms like *food* and *service* from the Restaurants domain are much more frequent than any other aspect, and, for example, *service* is 4 times more frequent than the third *place* in the training data. However, aspects in the Laptops domain do not follow this pattern, and they are more balanced.

4.5 Baseline Methods

To validate the performance of our proposed models, we compare them against many baselines:

- **DLIREC** [57]: Top-ranked CRF-based system in ATE subtask in SemEval 2014 - the Restaurants domain.
- **IHS R&D** [15]: Top-ranked system in ATE subtask in SemEval 2014 - the Laptops domain.
- **WDEmb**: Enhanced CRF with word embedding, linear context embedding and dependency path embedding [63].
- **RNCRF-O** and **RNCRF-F** [58]: They used tree-structured features and recursive neural network as the CRF input. **RNCRF-O** was trained without opinion labels. **RNCRF-F** was trained with opinion labels and some additional hand-crafted features.
- **DTBCSNN+F**: A convolution stacked neural network using dependency trees to capture syntactic features [62].
- **MIN**: LSTM-based deep multi-task learning framework. It jointly handles the extraction tasks of aspects and opinions using memory interactions [32].
- **CNN**: deep convolutional neural network using *Glove.840B* word embedding as in Poria et al. [48]⁷.
- **DE-CNN**: employed a simple CNN model and two types of pre-trained embeddings: general-purpose embeddings and domain-specific embeddings.⁸

We wanted also compare proposed methods against contextual embeddings and large pre-trained language models like ELMo [46], BERT [19], and Flair [3] and BiLSTM with CRF layer. However, we must remember that mostly language models are trained on large corpora and using highly demanding architectures (computationally expensive training as well as inference for example in BERT model).

The comparison of the models presented above can be found in Section 5.7.

4.6 Quality measure

We used several measures to evaluate the quality of the compared models.

4.6.1 F1-measure

The most important measure was the F1-measure (also called F1-score or F-score). This score is the harmonic mean of precision and recall. It ranges between 0 (the worst score) and 1 (the best score). We calculated the F1-measure only for exact matches of the extracted aspects, i.e. the *battery life* aspect will be true positive only when both words have been tagged. It is a strong assumption opposed to some other quality measures with weak F1, when any intersection of words between annotation and prediction are treated as correctly tagged. Hence, the consistency of the annotation process and even one word omitted will impact on the overall performance of the model.

4.6.2 Nemeneyi statistical test

We used Nemeneyi post-hoc statistical test to find the model groups that differ from each other. Nemeneyi was used on the top of multiple comparisons Friedman test [18]. The Nemeneyi test makes a pair-wise comparison of all models ranks. We used this test to evaluate models as well as all pre-trained word embeddings. The Nemeneyi test provides critical distance (CD) for compared groups that are not significantly different from each other as presented in Figure 9b.

4.6.3 Gain

We also wanted to evaluate the improvement of some model variations, i.e. the LSTM and BiLSTM architecture. We proposed to calculate the gain - how much method M_2 gains over method M_1 - according to Equation 10:

$$gain(M_1, M_2) = \frac{M_2 - M_1}{100\% - M_1} \quad (10)$$

⁷This approach was run by us using source code available at <https://github.com/soujanyaporia/aspect-extraction>.

⁸This approach was run by us using source code available at <https://github.com/howardhsu/DE-CNN>.

where M_1 and M_2 denote F1-measures of the first and second method, respectively.

This equation can be understood as: to what extent does method M_2 gain within the possible margin left by method M_1 ? Interestingly, the one percentage point gained in the F1 measure from 85% to 86% is more important ($gain = 6.7\%$) than the improvement from 75% to 76% ($gain = 4\%$), see Figure 7 for results expressed in $gain$.

5 Results and Discussion

We analyzed 88 method combinations, hence the results analysis could be overwhelming at the beginning. We tried to provide an ablation analysis in an easy to follow form. Let's start with the analysis of the pre-trained embedding word coverage. It helps to understand the influence of good and bad text representation on the model's performance. Next, we compared the customization of each method separately to show their significance and impact on the method's accuracy. Then, we used a statistical significance analysis with the Nemenyi post-hoc test to choose the best architecture and the best pre-trained text vectorization method. Finally, we summarized the best approaches, and provided our more general recommendations.

5.1 Word Embedding Vocabulary Coverage

In a deeper analysis of results and influence of different methods, we start with word coverage comparison between pre-trained word embeddings and datasets. Figure 4 shows how many words are not covered by each word embedding. The best coverage would be equal to 0 which means all words in the datasets are covered by the embedding. As we can see, most of the word embeddings - even though they are derived from the general language corpora - cover the wording of both datasets quite well. *Glove.42B* proves to be the best model lacking on average only 3.46% of words across all subsets of the SemEval data. The second and third best models are *Glove.840B* and *fastText-crawl*, which do not cover 4.23% and 4.24% of vocabulary, respectively. On the other hand, the lowest coverage of words is provided by *Amazon Reviews* (25.58%), *numberbatch* (11.68%) and *word2vec* (10.38%). *Amazon Reviews* shows how important are domain dependencies in the NLP tasks. Not even one out of every three words has its vector representation in the Restaurants domain. It directly impacts the poor performance of this embedding (see further sections). Such relatively paltry coverage can be an expected result, because *Amazon Reviews* do not consist of recipes, ingredients and cousins' names. Unexpectedly, *Amazon Reviews* do not give as good coverage as we thought for the Laptops domain, although this domain is closely related to the electronics and Laptop categories in Amazon word embedding.

Interestingly, the negative Pearson correlation between the F1-score of various word embeddings for one of the best models (WoCh-BiLSTM-CRF) for either the Laptop or Restaurant dataset and corresponding word embedding coverage is very high. The Pearson correlation coefficient equals -0.81 for both datasets.

5.2 LSTM vs BiLSTM

There are experiments that confirm the superiority of the BiLSTM-based model over the standard LSTM. It has been verified and demonstrated in Figures 5a and 5b. They contain a comparison of models with the LSTM and BiLSTM architectures across all evaluated pre-trained word embeddings. Interestingly, we can spot the difference in F1 score distribution for the Restaurant and Laptop datasets. The Restaurant domain scores are flatter and similar to each other. Most of the time, differences between various word embeddings are not too high. However, the Laptop scores are much more diverse across embeddings. Surprisingly, even well pre-trained models such as *fastText-wiki-news* achieved quite poor performance.

5.3 Influence of the CRF layer

The CRF layer added on top of the neural network architecture improves all the models' performance significantly. As we have already mentioned the improvement is higher for the Laptop domain Figure 6b. There are some of the word embeddings where using the CRF layer improved the results by more than 10% percentage points such as for *Glove.6B.50* and surprisingly for *fastText-wiki-news*. The resulting performance of *Glove.6B.50* word embedding was expected. This is a very short vector representation and it was trained based on a small corpus. We hypothesized that *fastText-wiki-news* would be reasonably accurate, so we wanted to investigate why such a lower performance appeared. There are differences between the two fastText models. *fastText-wiki-news* was trained based on Wikipedia and news data, and the *fastText-crawl* was trained using Common Crawl. Moreover, the first model contains one million unique words and the second twice as many. Looking at Figure 4 we see that better word coverage is presented by *fastText-crawl*. We think that the lower performance of *fastText-wiki-news* would be due to not enough text used to train it.

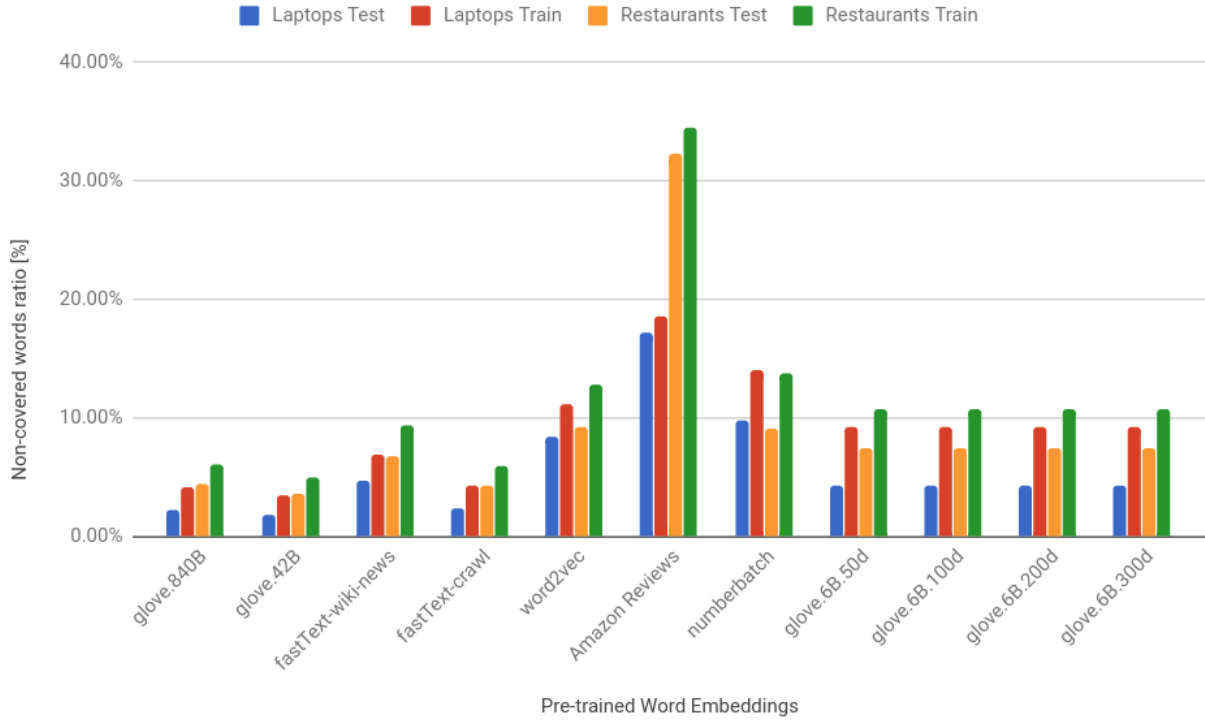


Figure 4: Percent of words not covered by each pre-trained word embedding.

Most of the models with the CRF layer are better than non-CRF approaches. We saw the same pattern for the Laptop dataset (see Figure 9b).

5.4 Character Embedding Extension

We calculated and evaluated the influence of extending all neural network architectures with character embeddings according to the equation 10. While we analyzed the word coverage between datasets (Table 2) and pre-trained word embeddings used by us (Figure 7) we spotted that the character embeddings work very well for low coverage word embedding such as (*Amazon Reviews* or *ConceptNet numberbatch*). However, character embedding could also add some noise to good word embedding as it is for (*fastText* and *Glove.840B*). Hence, it is essential to understand your dataset and word embedding before applying any character embedding technique.

5.5 Impact of Word Vector Length

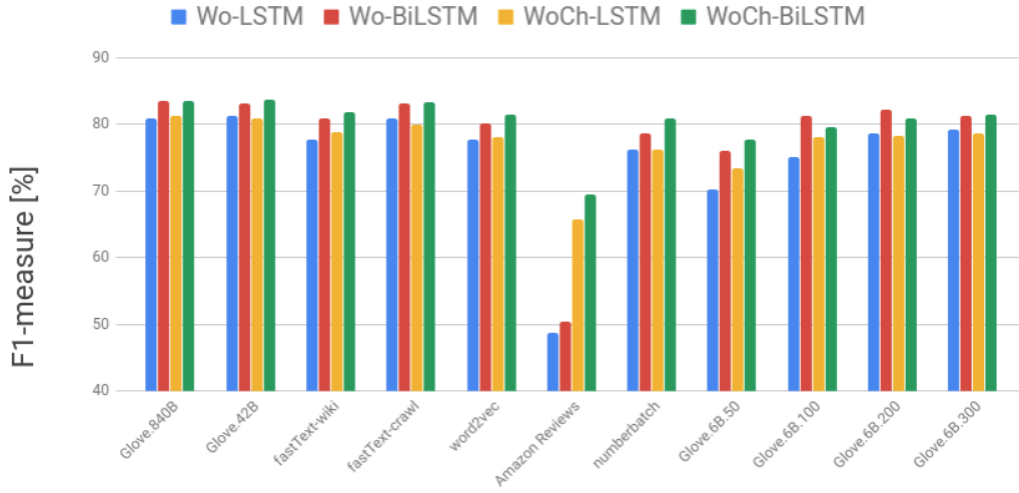
We also evaluated the influence of word vector length on the model’s performance. Figure 8 proves that word vector length is important, but the only significant differences can be spotted between length equal to 50 and others.

Results for *Wo-LSTM-CRF* in the Restaurant domain are equal to 76.2, 82.5, 83.3 and 82.7 for 50, 100, 200 and 300 word vector lengths, respectively. In that case, we can gain more than 6 percentage points using word vector with the length equals 100 rather than 50. The improvement for the Laptop dataset was even better than for the Restaurant and achieved almost 15 more percentage points for the *Wo-LSTM-CRF* model.

It is worth mentioning that the improvement is much smaller when the model contains character embedding. The character extension could not mitigate word vector lengths enough in pre-trained word embeddings.

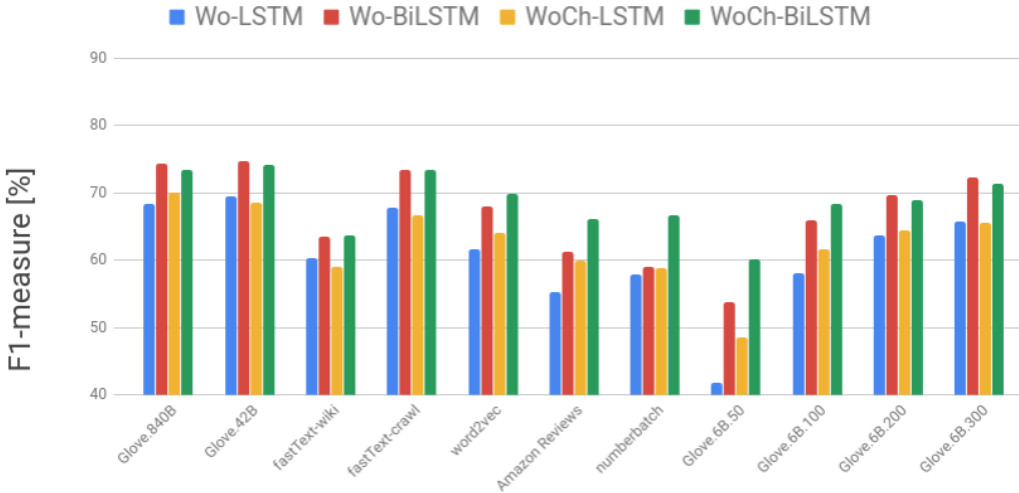
5.6 Statistical significance analysis

The Nemenyi pair-wise test with Friedman rank test shows the performance across all pre-trained word embeddings and all evaluated methods. As the input for Nemenyi test, we used the average value of the six runs of each model



Pre-trained Word Embeddings

(a) The Restaurants dataset.



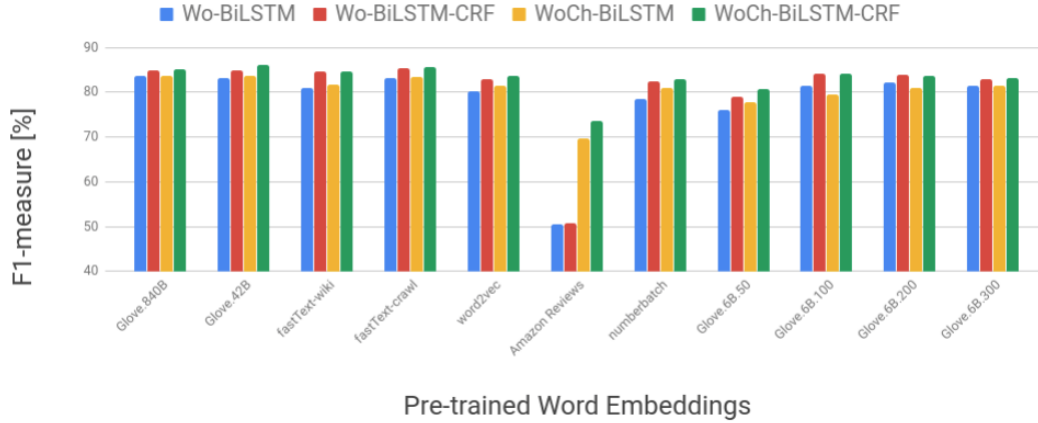
Pre-trained Word Embeddings

(b) The Laptops dataset.

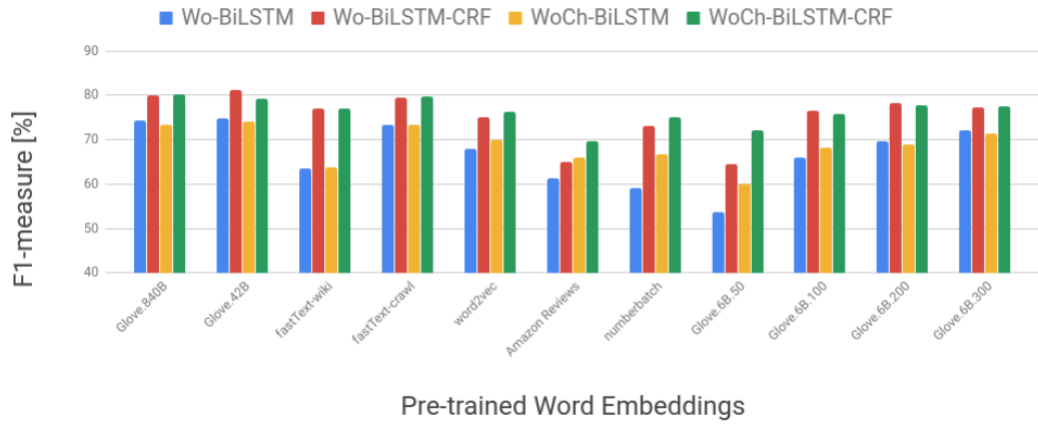
Figure 5: Comparison of LSTM and BiLSTM model's performance.

and embedding combination. The Nemenyi analysis provides critical distance (CD, the black horizontal lines on the graphs) for groups of models that are not statistically significantly different from each other.

As seen in Figure 9 *Glove.42B*, *fastText*, and *Glove.840B* word embeddings are on average the best embedding choice for the Restaurant domain. We can spot a similar pattern for the Laptop domain - Figure 9a. These three pre-trained word embeddings cover most of the vocabulary contained in the datasets - see Figure 4, hence this performance was hypothesized. Interestingly using *Glove.6B* embeddings with word vector length equal to 300 or 200, we can obtain not significantly worse results than for the three best very large word representation models. It could be important in productization of machine learning models, where we need to find a trade-off between accuracy, model loading and inference time.



(a) The Restaurants dataset.



(b) The Laptops dataset.

Figure 6: The CRF layer extension.

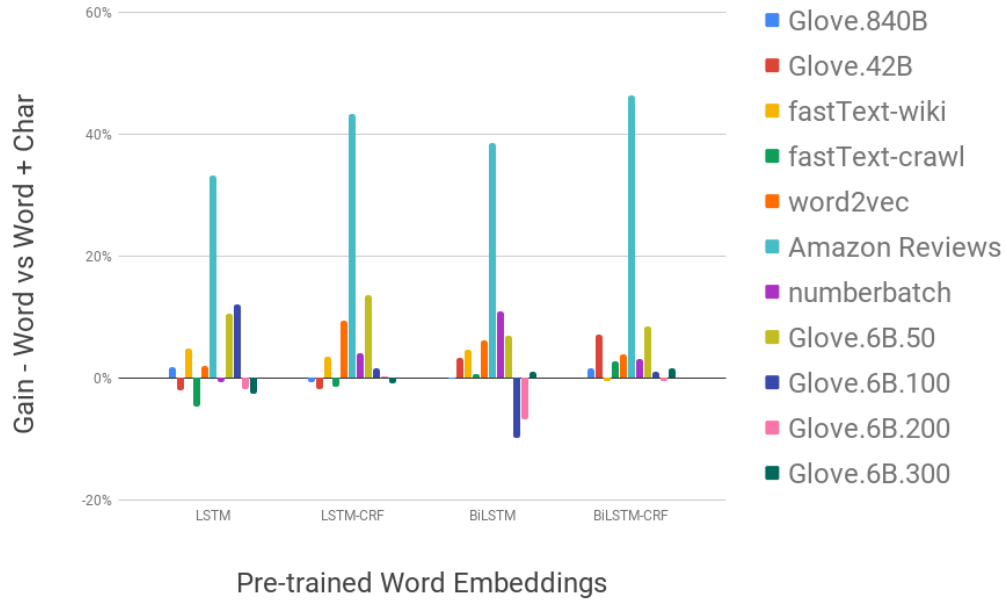
The first insight from Figures 9b and 10b shows a significant improvement for aspect extraction models using CRF as the final layer. All models with a CRF layer prove to have better performance than their equivalents without the CRF layer. The best method *WoCh-BiLSTM-CRF* is always significantly better than any other method without CRF.

Another valuable outcome of our analysis is related to the performance of *Amazon Reviews* word embedding. Commonly, the domain dependency on natural language processing is critical. However, the efficiency of models based on the *Amazon Reviews* embedding is very low and provides a large margin for improvement, Figure 7. We hypothesize that this model could be a perfect domain-dependent representation of words for electronic-related data. Unfortunately, we receive word embedding that proves to be mediocre. Therefore, we see significant opportunities in transfer learning approaches in natural language processing as in [8, 9, 24].

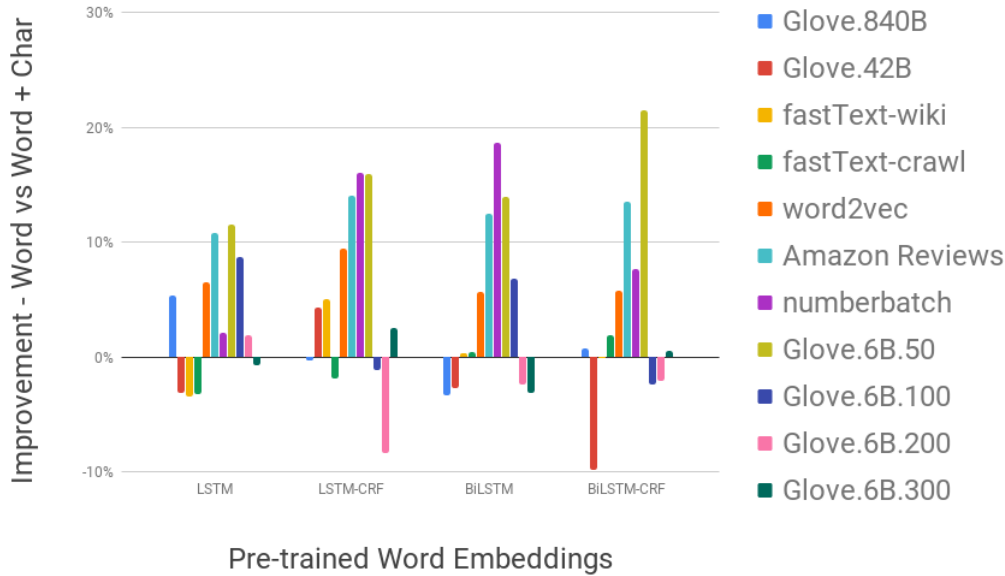
5.7 Overall Results

We obtained the best F1-measure of 86.05% for the Restaurant domain using *Glove.42B* pre-trained word embedding extended with character embedding using BiLSTM together with an additional CRF layer. Interestingly, we received the best results of 81.08% for the Laptop domain without the character embedding extension. Table 5 presents a brief comparison of our models and baselines. *Glove.42B* is the best word embedding regarding word coverage in both datasets, see Figure 4. The best of our models achieved better performance than the SemEval 2014 winners - *DLIREC* and *IHS R&D*. Moreover, the performance of our models was superior in comparison to state-of-the-art approaches.

We compared the proposed method also against language model-based embedding approaches using as the embedding layer vectors derived from ELMo, BERT, and Flair. As we can see, the best results present ELMo model, however, the



(a) The Restaurant dataset.



(b) The Laptops dataset.

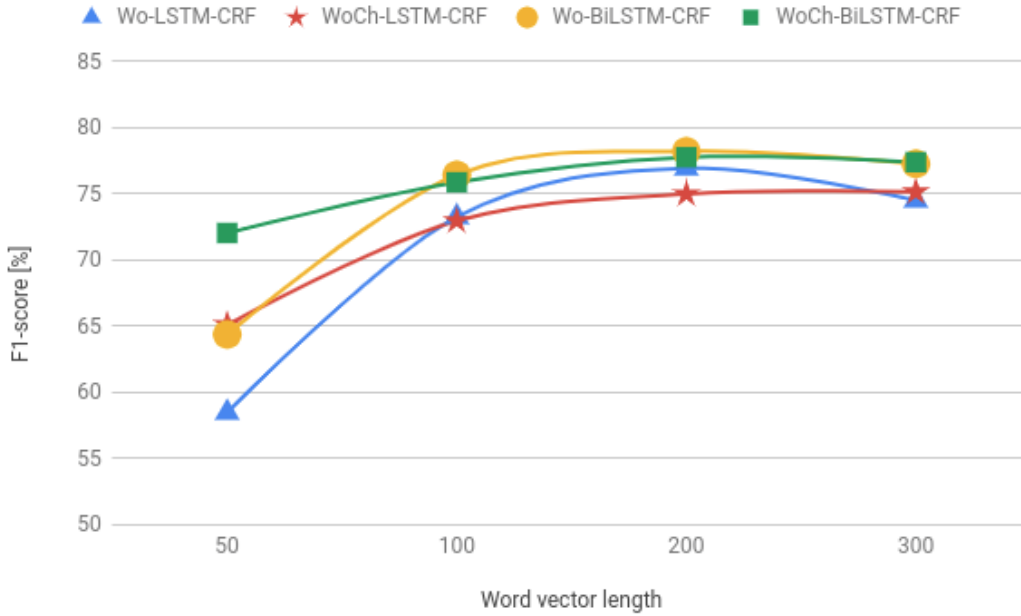
Figure 7: Gain in F1 measure provided by character extensions of the embedding layer.

F1 score is still below our best models. Probably we need to fine-tune these language models for domain data to get better, more competitive representations.

Astonishingly, we noticed that character embedding could harm the model's performance. For example, the *Wo-BiLSTM-CRF* model with *Glove.42B* word embedding was almost 2 percentage points better than the same model extended with character embedding. *Glove.840B* yielded a slightly worse word embedding (in case of word coverage) than *Glove.42B*. Models with *Glove.840B* extended with character embedding prove to be more accurate than the same model alone.



(a) The Restaurants dataset.

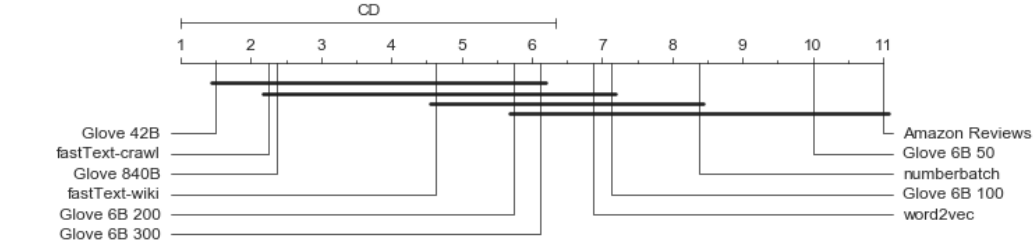


(b) The Laptops dataset.

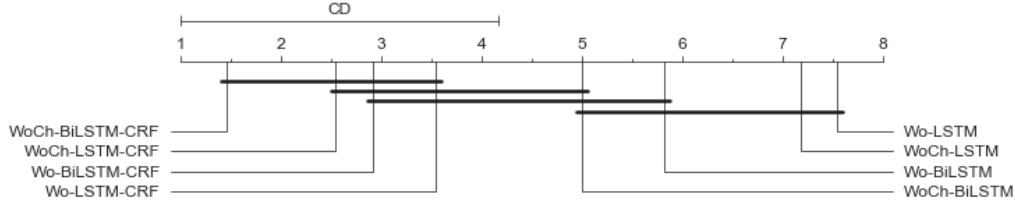
Figure 8: Comparison of various word vector lengths.

6 Conclusions and Future Work

We have introduced a new accurate aspect extraction method that makes use of both word and character-based embedding. We performed the first such extensive analysis of sequence tagging approaches for aspect extraction using various neural network architectures based on LSTMs and different word representations. We compared several various pre-trained word embeddings and language models, and it can be seen how important the proper embedding is for the final performance of the models. We must always test which word embedding will work the best for a specific task, because for example *Amazon Reviews* embedding, in theory, should provide us with good, domain-dependent repre-

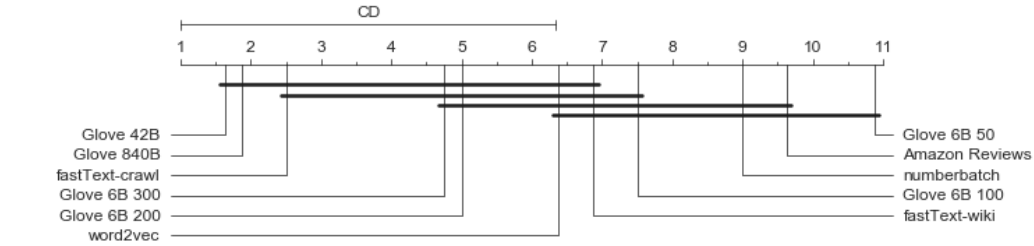


(a) Different pre-trained embeddings across all evaluated methods.

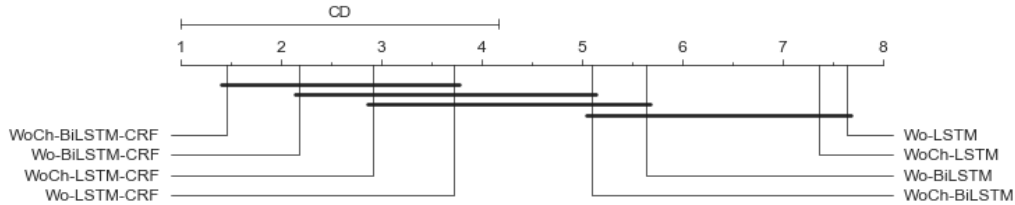


(b) All evaluated methods across pre-trained word embeddings.

Figure 9: Nemeneyi statistical tests for the Restaurants dataset.



(a) Different pre-trained embeddings across all evaluated methods.



(b) All evaluated methods across pre-trained word embeddings.

Figure 10: Nemeneyi statistical test for the Laptops dataset.

sentations, however, it performed poorly in our experiments. Besides, even choosing the most recent, very complex language models will not always give us the best performance, and we should choose the embedding layer carefully.

We presented that combining word embeddings with character-based representations makes neural architectures more powerful and enables us to achieve better representations, especially for models with higher OOV rates or uncommon words. In other words, character-based representation usually significantly boosts embeddings created from the texts with a vocabulary not necessarily well matching the considered domain.

Table 5: Comparison of F1 scores for SemEval 2014. Boldfaced are the best results in the section.

Model	Laptops	Restaurants
DLIREC	73.78	84.01
IHS R&D	74.55	79.62
WDEmb	76.16	84.97
RNCRF-O	74.52	82.73
RNCRF-F	78.42	84.93
DTBCSNN+F	75.66	83.97
CNN-Glove.840B	77.36	82.76
DE-CNN	78.70	-
ELMo-BiLSTM-CRF	78.81	85.27
BERT-BiLSTM-CRF	75.74	84.10
Flair-BiLSTM-CRF	77.16	85.01
Wo-BiLSTM-CRF-Glove.42B	81.08	84.97
WoCh-BiLSTM-CRF-Glove.42B	79.21	86.05
Wo-BiLSTM-CRF-Glove.840B	79.99	84.96
WoCh-BiLSTM-CRF-Glove.840B	80.13	85.2

Overall, the character embedding proposed by us together with an additional CRF layer improve the aspect extraction quality. Our method outperformed all other approaches, including the best ones from the SemEval 2014 competition and other state-of-the-art solutions.

Based on our intuition, character embedding should be even more critical for inflected languages such as the Slavic language family. Our future work will focus on the application of the proposed methods to Polish and other similar languages. Moreover, it would also be attractive to fine-tune language models such as BERT based on domain data and then use it to generate better word representations. Another research direction will concentrate on some concepts mentioned above, especially on building particular hierarchies from complex relationships identified between aspects. Finally, we will apply the proposed method for aspect extraction to generate abstractive summaries for various opinion datasets.

Acknowledgment

The work was partially supported by the National Science Centre, Poland [grant No. 2016/21/N/ST6/02366, 2016/21/B/ST6/01463] and the European Union’s Horizon 2020 research and innovation programme under the Marie Skłodowska-Curie grant agreement [No. 691152] (RENOIR), the Polish Ministry of Science and Higher Education fund for supporting internationally co-financed projects in 2016-2019 (agreement No. 3628/H2020/2016/2) and by the Faculty of Computer Science and Management, Wrocław University of Science and Technology statutory funds.

Appendix

embedding	Wo-LSTM	WoCh-LSTM	Wo-LSTM-CRF	WoCh-LSTM-CRF	Wo-BiLSTM	WoCh-BiLSTM	Wo-BiLSTM-CRF	WoCh-BiLSTM-CRF
e.840B	80.91 +/- 1.1	81.26 +/- 0.42	85.02 +/- 0.23	84.91 +/- 0.38	83.56 +/- 0.22	83.55 +/- 0.3	84.96 +/- 0.54	85.2 +/- 0.28
e.42B	81.28 +/- 0.6	80.91 +/- 1.33	85.64 +/- 0.28	85.37 +/- 0.57	83.08 +/- 0.37	83.64 +/- 1.04	84.97 +/- 1.22	86.05 +/- 0.37
wiki-news	77.67 +/- 1.29	78.74 +/- 0.53	84.43 +/- 0.55	84.96 +/- 0.58	80.85 +/- 1.98	81.75 +/- 0.92	84.62 +/- 1.04	84.54 +/- 0.35
xt-crawl	80.8 +/- 1.49	79.91 +/- 1.85	85.46 +/- 0.21	85.25 +/- 0.46	83.17 +/- 0.54	83.27 +/- 0.61	85.28 +/- 0.46	85.69 +/- 0.64
d2vec	77.73 +/- 0.74	78.15 +/- 0.54	82.49 +/- 0.32	84.12 +/- 0.3	80.16 +/- 0.74	81.39 +/- 1.08	82.94 +/- 0.51	83.61 +/- 1.35
n Reviews	48.78 +/- 1.02	65.81 +/- 2.3	52.09 +/- 0.98	72.84 +/- 0.62	50.49 +/- 0.87	69.53 +/- 1.52	50.63 +/- 0.5	73.5 +/- 0.91
erbatch	76.26 +/- 0.75	76.11 +/- 1.9	82.19 +/- 0.84	82.92 +/- 0.33	78.57 +/- 1.04	80.89 +/- 0.26	82.31 +/- 0.47	82.85 +/- 0.41
e.6B.50	70.24 +/- 2.9	73.35 +/- 1.63	76.16 +/- 0.77	79.38 +/- 0.4	75.97 +/- 0.7	77.64 +/- 1.33	79.03 +/- 0.64	80.79 +/- 0.42
e.6B.100	75.04 +/- 1.81	78.04 +/- 0.69	82.52 +/- 0.46	82.79 +/- 0.51	81.3 +/- 0.28	79.47 +/- 2.27	84.01 +/- 0.49	84.16 +/- 0.34
e.6B.200	78.69 +/- 1.3	78.3 +/- 0.81	83.26 +/- 0.33	83.3 +/- 0.2	82.09 +/- 0.7	80.87 +/- 0.85	83.81 +/- 0.19	83.74 +/- 0.56
e.6B.300	79.22 +/- 0.58	78.7 +/- 0.54	82.7 +/- 0.78	82.56 +/- 0.66	81.31 +/- 0.61	81.5 +/- 0.68	82.99 +/- 0.53	83.26 +/- 0.53

Table 6: All results averaged over 6 runs with std - the Restaurant dataset.

Word Embedding	Wo-LSTM	WoCh-LSTM	Wo-LSTM-CRF	WoCh-LSTM-CRF	Wo-BiLSTM	WoCh-BiLSTM	Wo-BiLSTM-CRF	WoCh-BiLSTM-CRF
Glove.840B	68.38 +/- 3.61	70.09 +/- 0.61	77.72 +/- 1.42	77.66 +/- 0.46	74.25 +/- 0.87	73.38 +/- 2.46	79.99 +/- 0.72	80.13 +/- 0.34
Glove.42B	69.44 +/- 2.13	68.47 +/- 1.73	77.39 +/- 0.63	78.36 +/- 1.17	74.78 +/- 1.46	74.11 +/- 1.19	81.08 +/- 0.69	79.21 +/- 0.46
fastText-wiki-news	60.32 +/- 4.55	58.96 +/- 2.42	74.66 +/- 1.49	75.93 +/- 0.81	63.54 +/- 4.15	63.66 +/- 4.49	77.05 +/- 2.18	77.04 +/- 2.45
fastText-crawl	67.75 +/- 4.05	66.71 +/- 4.88	77.95 +/- 1.79	77.53 +/- 0.93	73.32 +/- 1.32	73.44 +/- 2.77	79.34 +/- 1.23	79.73 +/- 1.36
word2vec	61.59 +/- 2.43	64.1 +/- 2.67	72.88 +/- 1.12	75.44 +/- 1.57	67.96 +/- 2.15	69.77 +/- 2.84	74.93 +/- 1.0	76.38 +/- 1.37
Amazon Reviews	55.18 +/- 1.77	60.01 +/- 1.18	65.15 +/- 0.73	70.04 +/- 1.3	61.22 +/- 1.14	66.06 +/- 1.11	64.89 +/- 0.75	69.65 +/- 0.97
numberbatch	57.88 +/- 2.48	58.77 +/- 3.86	69.19 +/- 2.5	74.15 +/- 0.39	59.02 +/- 7.19	66.69 +/- 2.07	73.03 +/- 1.02	75.09 +/- 1.75
Glove.6B.50	41.77 +/- 6.04	48.5 +/- 8.45	58.48 +/- 1.18	65.12 +/- 2.48	53.71 +/- 1.18	60.19 +/- 4.27	64.39 +/- 3.51	72.05 +/- 1.39
Glove.6B.100	58.0 +/- 3.98	61.64 +/- 1.92	73.26 +/- 2.07	72.97 +/- 1.55	65.94 +/- 3.21	68.26 +/- 0.89	76.44 +/- 3.29	75.88 +/- 2.22
Glove.6B.200	63.69 +/- 2.15	64.39 +/- 2.07	76.94 +/- 0.96	75.0 +/- 0.99	69.71 +/- 2.83	68.98 +/- 2.34	78.22 +/- 1.67	77.77 +/- 1.47
Glove.6B.300	65.82 +/- 2.33	65.59 +/- 1.7	74.51 +/- 1.98	75.15 +/- 0.54	72.2 +/- 1.39	71.32 +/- 0.82	77.28 +/- 0.87	77.4 +/- 0.24

Table 7: All results averaged over 6 runs with std - the Laptops dataset.

References

- [1] *IEEE International Conference on Acoustics, Speech and Signal Processing, ICASSP 2013, Vancouver, BC, Canada, May 26-31, 2013*, 2013.
- [2] Alan Akbik, Duncan Blythe, and Roland Vollgraf. Contextual String Embeddings for Sequence Labeling. *Proceedings of the 27th International Conference on Computational Linguistics*, pages 1638–1649, 2018.
- [3] Alan Akbik, Duncan Blythe, and Roland Vollgraf. Contextual string embeddings for sequence labeling. In *COLING 2018, 27th International Conference on Computational Linguistics*, pages 1638–1649, 2018.
- [4] Tamara Álvarez López, Jonathan Juncal-Martínez, Milagros Fernández-Gavilanes, Enrique Costa-Montenegro, and Francisco Javier González-Castaño. Gti at semeval-2016 task 5: Svm and crf for aspect detection and unsupervised aspect-based sentiment analysis. In *Proceedings of the 10th International Workshop on Semantic Evaluation (SemEval-2016)*, pages 306–311, San Diego, California, June 2016. Association for Computational Linguistics.
- [5] Łukasz Augustyniak, Piotr Szymański, Tomasz Kajdanowicz, and Włodzimierz Tulgłowicz. Comprehensive Study on Lexicon-based Ensemble Classification Sentiment Analysis. *Entropy*, 18(1):4, 2015.
- [6] Miguel Ballesteros, Chris Dyer, and Noah A. Smith. Improved Transition-Based Parsing by Modeling Characters instead of Words with LSTMs. aug 2015.
- [7] Jeremy Barnes, Roman Klinger, Sabine Schulte im Walde, Sabine Schulte im Walde, and Sabine Schulte im Walde. Assessing State-of-the-Art Sentiment Models on State-of-the-Art Sentiment Datasets, 2017.
- [8] Roman Bartusiak, Łukasz Augustyniak, Tomasz Kajdanowicz, and Przemysław Kazienko. Sentiment analysis for polish using transfer learning approach. In *Proceedings of ENIC 2015 - The Second European Network Conference*, pages 53–59, Karlskrona, Sweden, September 2015. IEEE.
- [9] Roman Bartusiak, Łukasz Augustyniak, Tomasz Kajdanowicz, Przemysław Kazienko, and Maciej Piasecki. Wordnet2vec: Corpora agnostic word vectorization method. *Neurocomputing*, 326-327:141 – 150, 2019.
- [10] Y. Bengio, P. Simard, and P. Frasconi. Learning long-term dependencies with gradient descent is difficult. *Trans. Neur. Netw.*, 5(2):157–166, March 1994.
- [11] David M. Blei and Pedro J. Moreno. Topic segmentation with an aspect hidden markov model. In *Proceedings of the 24th Annual International ACM SIGIR Conference on Research and Development in Information Retrieval, SIGIR '01*, pages 343–348, New York, NY, USA, 2001. ACM.
- [12] David M. Blei, Andrew Y. Ng, and Michael I. Jordan. Latent dirichlet allocation. *J. Mach. Learn. Res.*, 3:993–1022, March 2003.
- [13] Piotr Bojanowski, Edouard Grave, Armand Joulin, and Tomas Mikolov. Enriching word vectors with subword information. *Transactions of the Association for Computational Linguistics*, 5:135–146, 2017.
- [14] Caroline Brun, Diana Nicoleta Popa, and Claude Roux. XRCE: Hybrid Classification for Aspect-based Sentiment Analysis. pages 838–842, 2014.
- [15] Maryna Chernyshevich. IHS R&D Belarus: Cross-domain Extraction of Product Features using Conditional Random Fields. Technical report, 2014.
- [16] Ryan Cotterell, Hinrich Schütze, and Jason Eisner. Morphological smoothing and extrapolation of word embeddings. In *Proceedings of the 54th Annual Meeting of the Association for Computational*

- Linguistics (Volume 1: Long Papers)*, pages 1651–1660. Association for Computational Linguistics, 2016.
- [17] Zihang Dai, Zhilin Yang, Yiming Yang, William W. Cohen, Jaime Carbonell, Quoc V. Le, and Ruslan Salakhutdinov. Transformer-XL: Attentive Language Models Beyond a Fixed-Length Context. jan 2019.
 - [18] Janez Demšar. Statistical Comparisons of Classifiers over Multiple Data Sets. Technical report, 2006.
 - [19] Jacob Devlin, Ming-Wei Chang, Kenton Lee, and Kristina Toutanova. BERT: Pre-training of deep bidirectional transformers for language understanding. In *Proceedings of the 2019 Conference of the North American Chapter of the Association for Computational Linguistics: Human Language Technologies, Volume 1 (Long and Short Papers)*, pages 4171–4186, Minneapolis, Minnesota, June 2019. Association for Computational Linguistics.
 - [20] Cícero Nogueira Dos Santos and Bianca Zadrozny. Learning character-level representations for part-of-speech tagging. In *Proceedings of the 31st International Conference on International Conference on Machine Learning - Volume 32, ICML’14*, pages II–1818–II–1826. JMLR.org, 2014.
 - [21] Ruidan He, Wee Sun Lee, Hwee Tou Ng, and Daniel Dahlmeier. An Unsupervised Neural Attention Model for Aspect Extraction. Technical report, 2017.
 - [22] Sepp Hochreiter and Jürgen Schmidhuber. Long short-term memory. *Neural computation*, 9(8):1735–1780, 1997.
 - [23] Jeremy Howard and Sebastian Ruder. Universal language model fine-tuning for text classification. In *ACL*. Association for Computational Linguistics, 2018.
 - [24] Jeremy Howard and Sebastian Ruder. Universal Language Model Fine-tuning for Text Classification. jan 2018.
 - [25] Mingqing Hu and Bing Liu. Mining Opinion Features in Customer Reviews. Technical report, 2004.
 - [26] Niklas Jakob and Iryna Gurevych. Extracting opinion targets in a single- and cross-domain setting with conditional random fields. In *Proceedings of the 2010 Conference on Empirical Methods in Natural Language Processing, EMNLP ’10*, pages 1035–1045, Stroudsburg, PA, USA, 2010. Association for Computational Linguistics.
 - [27] Niklas Jakob and Iryna Gurevych. Extracting opinion targets in a single and cross-domain setting with conditional random fields. In *Proceedings of the 2010 Conference on Empirical Methods in Natural Language Processing*, pages 1035–1045, Cambridge, MA, October 2010. Association for Computational Linguistics.
 - [28] Diederick P Kingma and Jimmy Ba. Adam: A method for stochastic optimization. In *International Conference on Learning Representations (ICLR)*, 2015.
 - [29] Himabindu Lakkaraju, Chiranjib Bhattacharyya, Indrajit Bhattacharya, and Srujana Merugu. Exploiting coherence for the simultaneous discovery of latent facets and associated sentiments. In *SDM*, pages 498–509. SIAM / Omnipress, 2011.
 - [30] Guillaume Lample, Miguel Ballesteros, Sandeep Subramanian, Kazuya Kawakami, and Chris Dyer. Neural Architectures for Named Entity Recognition. pages 260–270, mar 2016.
 - [31] Quoc Le, Tomas Mikolov, and Tmikolov Google Com. Distributed Representations of Sentences and Documents. 32, 2014.
 - [32] Xin Li and Wai Lam. Deep Multi-Task Learning for Aspect Term Extraction with Memory Interaction. In *Proceedings of the 2017 Conference on Empirical Methods in Natural Language Processing*, pages 2886–2892, Stroudsburg, PA, USA, 2017. Association for Computational Linguistics.
 - [33] Nut Limsopatham and Nigel Collier. Bidirectional LSTM for Named Entity Recognition in Twitter Messages. pages 145–152, 2016.

- [34] Wang Ling, Tiago Luis, Luis Marujo, Ramon Fernandez Astudillo, Silvio Amir, Chris Dyer, Alan W. Black, and Isabel Trancoso. Finding Function in Form: Compositional Character Models for Open Vocabulary Word Representation. *Emnlp-2015*, (September):1520–1530, 2015.
- [35] Bing Liu, Minqing Hu, and Junsheng Cheng. Opinion observer: Analyzing and comparing opinions on the web. In *Proceedings of the 14th International Conference on World Wide Web, WWW '05*, pages 342–351, New York, NY, USA, 2005. ACM.
- [36] Chong Long, Jie Zhang, and Xiaoyan Zhut. A review selection approach for accurate feature rating estimation. In *Proceedings of the 23rd International Conference on Computational Linguistics: Posters, COLING '10*, pages 766–774, Stroudsburg, PA, USA, 2010. Association for Computational Linguistics.
- [37] Bin Lu, Myle Ott, Claire Cardie, and Benjamin K. Tsou. Multi-aspect sentiment analysis with topic models. In *Proceedings of the 2011 IEEE 11th International Conference on Data Mining Workshops, ICDMW '11*, pages 81–88, Washington, DC, USA, 2011. IEEE Computer Society.
- [38] Fenglong Ma, Radha Chitta, Saurabh Kataria, Jing Zhou, Palghat Ramesh, Tong Sun, and Jing Gao. Long-Term Memory Networks for Question Answering. jul 2017.
- [39] Xuezhe Ma and Eduard Hovy. End-to-end Sequence Labeling via Bi-directional LSTM-CNNs-CRF. mar 2016.
- [40] Julian McAuley and Jure Leskovec. Hidden factors and hidden topics: Understanding rating dimensions with review text. In *Proceedings of the 7th ACM Conference on Recommender Systems, RecSys '13*, pages 165–172, New York, NY, USA, 2013. ACM.
- [41] Qiaozhu Mei, Xu Ling, Matthew Wondra, Hang Su, and ChengXiang Zhai. Topic sentiment mixture: Modeling facets and opinions in weblogs. In *Proceedings of the 16th International Conference on World Wide Web, WWW '07*, pages 171–180, New York, NY, USA, 2007. ACM.
- [42] Tomas Mikolov, Edouard Grave, Piotr Bojanowski, Christian Puhersch, and Armand Joulin. Advances in pre-training distributed word representations. In *Proceedings of the International Conference on Language Resources and Evaluation (LREC 2018)*, 2018.
- [43] Thien Hai Nguyen and Kiyoaki Shirai. PhraseRNN: Phrase Recursive Neural Network for Aspect-based Sentiment Analysis. *Proceedings of the 2015 Conference on Empirical Methods in Natural Language Processing*, (September):2509–2514, 2015.
- [44] Razvan Pascanu, Tomas Mikolov, and Yoshua Bengio. On the difficulty of training recurrent neural networks. In *Proceedings of the 30th International Conference on International Conference on Machine Learning - Volume 28, ICML'13*, pages III–1310–III–1318. JMLR.org, 2013.
- [45] Jeffrey Pennington, Richard Socher, and Christopher D. Manning. Glove: Global vectors for word representation. In *In EMNLP*, 2014.
- [46] Matthew E. Peters, Mark Neumann, Mohit Iyyer, Matt Gardner, Christopher Clark, Kenton Lee, and Luke Zettlemoyer. Deep contextualized word representations. In *Proc. of NAACL*, 2018.
- [47] Maria Pontiki, Haris Papageorgiou, Dimitrios Galanis, Ion Androutsopoulos, John Pavlopoulos, and Suresh Manandhar. SemEval-2014 Task 4: Aspect Based Sentiment Analysis. Technical report, 2014.
- [48] Soujanya Poria, Erik Cambria, and Alexander Gelbukh. Aspect Extraction for Opinion Mining with a Deep Convolutional Neural Network. *Knowledge-Based Systems*, 108:42–49, sep 2016.
- [49] Soujanya Poria, Nir Ofek, Alexander Gelbukh, Amir Hussain, and Lior Rokach. Dependency Tree-Based Rules for Concept-Level Aspect-Based Sentiment Analysis. pages 41–47. Springer, Cham, 2014.
- [50] Alec Radford, Karthik Narasimhan, Tim Salimans, and Ilya Sutskever. Improving Language Understanding by Generative Pre-Training.

- [51] Alec Radford, Jeff Wu, Rewon Child, David Luan, Dario Amodei, and Ilya Sutskever. Language models are unsupervised multitask learners. 2019.
- [52] Lance Ramshaw and Mitch Marcus. Text chunking using transformation-based learning. In *Third Workshop on Very Large Corpora*, 1995.
- [53] Sebastian Ruder, Parsa Ghaffari, and John G. Breslin. A Hierarchical Model of Reviews for Aspect-based Sentiment Analysis. sep 2016.
- [54] Robert Speer and Joanna Lowry-Duda. Conceptnet at semeval-2017 task 2: Extending word embeddings with multilingual relational knowledge. In *Proceedings of the 11th International Workshop on Semantic Evaluation (SemEval-2017)*, pages 85–89. Association for Computational Linguistics, 2017.
- [55] Nitish Srivastava, Geoffrey Hinton, Alex Krizhevsky, Ilya Sutskever, and Ruslan Salakhutdinov. Dropout: A simple way to prevent neural networks from overfitting. *Journal of Machine Learning Research*, 15:1929–1958, 2014.
- [56] Ilya Sutskever, Oriol Vinyals, and Quoc V. Le. Sequence to sequence learning with neural networks. In *Proceedings of the 27th International Conference on Neural Information Processing Systems - Volume 2*, NIPS’14, pages 3104–3112, Cambridge, MA, USA, 2014. MIT Press.
- [57] Zhiqiang Toh and Wenting Wang. DLIREC: Aspect Term Extraction and Term Polarity Classification System. pages 235–240, 2014.
- [58] Wenya Wang, Sinno Jialin Pan, Daniel Dahlmeier, and Xiaokui Xiao. Recursive neural conditional random fields for aspect-based sentiment analysis. In *Proceedings of the 2016 Conference on Empirical Methods in Natural Language Processing*, pages 616–626. Association for Computational Linguistics, 2016.
- [59] Joonatas Wehrmann, Willian Becker, Henry E.L. Cagnini, and Rodrigo C. Barros. A character-based convolutional neural network for language-agnostic Twitter sentiment analysis. *Proceedings of the International Joint Conference on Neural Networks*, 2017-May:2384–2391, 2017.
- [60] Hu Xu, Bing Liu, Lei Shu, and Philip S. Yu. Double embeddings and CNN-based sequence labeling for aspect extraction. In *Proceedings of the 56th Annual Meeting of the Association for Computational Linguistics (Volume 2: Short Papers)*, pages 592–598, Melbourne, Australia, July 2018. Association for Computational Linguistics.
- [61] Zhilin Yang, Zihang Dai, Yiming Yang, Jaime Carbonell, Ruslan Salakhutdinov, and Quoc V. Le. Xlnet: Generalized autoregressive pretraining for language understanding, 2019. cite arxiv:1906.08237Comment: Pretrained models and code are available at <https://github.com/zihangdai/xlnet>.
- [62] Hai Ye, Zichao Yan, Zhunchen Luo, and Wenhan Chao. Dependency-tree based convolutional neural networks for aspect term extraction. In Jinho Kim, Kyuseok Shim, Longbing Cao, Jae-Gil Lee, Xuemin Lin, and Yang-Sae Moon, editors, *Advances in Knowledge Discovery and Data Mining*, pages 350–362, Cham, 2017. Springer International Publishing.
- [63] Yichun Yin, Furu Wei, Li Dong, Kaimeng Xu, Ming Zhang, and Ming Zhou. Unsupervised word and dependency path embeddings for aspect term extraction. In *Proceedings of the Twenty-Fifth International Joint Conference on Artificial Intelligence, IJCAI’16*, pages 2979–2985. AAAI Press, 2016.
- [64] Tian-Jie Zhan and Chun-Hung Li. Semantic dependent word pairs generative model for fine-grained product feature mining. In *Proceedings of the 15th Pacific-Asia Conference on Advances in Knowledge Discovery and Data Mining - Volume Part I*, PAKDD’11, pages 460–475, Berlin, Heidelberg, 2011. Springer-Verlag.
- [65] Xiang Zhang, Junbo Zhao, and Yann LeCun. Character-level Convolutional Networks for Text Classification. sep 2015.

- [66] Yanyan Zhao, Bing Qin, Shen Hu, and Ting Liu. Generalizing syntactic structures for product attribute candidate extraction. In *Human Language Technologies: The 2010 Annual Conference of the North American Chapter of the Association for Computational Linguistics*, pages 377–380, Los Angeles, California, June 2010. Association for Computational Linguistics.
- [67] Yunxiao Zhou, Zhihua Zhang, and Man Lan. ECNU at SemEval-2016 Task 4: An Empirical Investigation of Traditional NLP Features and Word Embedding Features for Sentence-level and Topic-level Sentiment Analysis in Twitter. Technical report.