

RADIAL LIMITS OF NONPARAMETRIC PMC SURFACES WITH INTERMEDIATE BOUNDARY CURVATURE

MOZHGAN “NORA” ENTEKHABI AND KIRK E. LANCASTER

ABSTRACT. We investigate the boundary behavior of the variational solution f of a Dirichlet problem for a prescribed mean curvature equation in a domain $\Omega \subset \mathbb{R}^2$ near a point $\mathcal{O} \in \partial\Omega$ under different assumptions about the curvature of $\partial\Omega$ on each side of \mathcal{O} . We prove that the radial limits at \mathcal{O} of f exist under different assumptions about the Dirichlet boundary data ϕ , depending on the curvature properties of $\partial\Omega$ near \mathcal{O} .

1. INTRODUCTION

Let Ω be a locally Lipschitz domain in \mathbb{R}^2 and define $Nf = \nabla \cdot Tf = \operatorname{div}(Tf)$, where $f \in C^2(\Omega)$ and $Tf = \frac{\nabla f}{\sqrt{1+|\nabla f|^2}}$. Let $H \in C^{1,\lambda}(\overline{\Omega})$ for some $\lambda \in (0, 1)$ and satisfy the condition

$$\left| \int_{\Omega} H\eta \, dx \right| \leq \frac{1}{2} \int_{\Omega} |D\eta| \, dx \quad \text{for all } \eta \in C_0^1(\Omega)$$

(e.g. [14, (16.60)], [15]). Here and throughout the paper, we adopt the sign convention that the curvature of Ω is nonnegative when Ω is convex. Consider the Dirichlet problem

$$\begin{aligned} (1) \quad & Nf = 2H \text{ in } \Omega \\ (2) \quad & f = \phi \text{ on } \partial\Omega. \end{aligned}$$

Understanding the boundary behavior of a solution of (1)-(2) has been the goal of many authors.

The geometry of Ω plays a critical role with regard to the existence of functions $f \in C^2(\Omega) \cap C^0(\overline{\Omega})$ which satisfy (1) and (2) (i.e. classical solutions of (1)-(2)). For some choices of domain Ω and boundary data ϕ , no classical solution of (1)-(2) exists; when $H \equiv 0$, much of the history (up to 1985) of this topic can be found in Nitsche’s book [24] (e.g. §285, 403–418) and, for general H , one might consult [26]. (Appropriate “smallness of ϕ ” conditions can imply the existence of classical solutions when Ω is not convex in the $H \equiv 0$ case (e.g. [24, §285 & §412] and [17, 25, 27, 28]) or when $\partial\Omega$ does not satisfy appropriate curvature conditions in the general case (e.g. [1, 16, 22]); however see [24, §411].) Different notions of “generalized” solutions of (1)-(2) exist, such as Perron solutions (e.g. [14],[24, §416]) and variational solutions (e.g. [12],[24, §417-418]); we shall focus on variational solutions.

Date: April 17, 2022.

2010 Mathematics Subject Classification. Primary: 35J67; Secondary: 35J93, 53A10.

Key words and phrases. prescribed mean curvature, Dirichlet problem, radial limits.

This research partially supported by NSF Award HRD-1824267.

The most extreme case (for locally Lipschitz domains in the plane) occurs when $\partial\Omega$ has a corner (or corners) and understanding the boundary behavior of solutions of (1)-(2) near a corner is best investigated by understanding the radial limits of f at the corner. The existence of radial limits when $H \equiv 0$ was established in [18] (see also [6, 8, 19]) and this was extended to general H in [7] (see also [21, 9]).

Let us assume that $\mathcal{O} = (0, 0) \in \partial\Omega$ and there exist $\delta_0 > 0$ and $\alpha, \beta \in (-\pi, \pi)$ with $\alpha < \beta$ such that $B_{\delta_0}(\mathcal{O}) \cap \partial\Omega \setminus \{\mathcal{O}\}$ consists of two components, $\partial^-\Omega$ and $\partial^+\Omega$, which are smooth (i.e. $C^{2,\lambda}$ for some $\lambda \in (0, 1)$) curves, the rays $\theta = \alpha$ and $\theta = \beta$ are tangent rays to $\partial\Omega$ at \mathcal{O} , $\partial\Omega$ has a corner at \mathcal{O} of size $\beta - \alpha \in (0, 2\pi)$ and

$$\{r(\cos \theta, \sin \theta) : 0 < r < \epsilon(\theta), \alpha < \theta < \beta\} \subset \Omega \cap B_{\delta_0}(\mathcal{O})$$

for some function $\epsilon(\cdot) : (\alpha, \beta) \rightarrow (0, \delta_0)$; here (r, θ) represents polar coordinates about \mathcal{O} and $B_\delta(\mathcal{O}) = \{\mathbf{x} \in \mathbb{R}^2 : |\mathbf{x} - \mathcal{O}| < \delta\}$. We assume $\partial^-\Omega$ is tangent to the ray $\theta = \alpha$, $\partial^+\Omega$ is tangent to the ray $\theta = \beta$ at \mathcal{O} , $\partial^-\Omega$ is an (open) subset of a $C^{2,\lambda}$ -curve Σ^- which contains \mathcal{O} as an interior point and $\partial^+\Omega$ is an (open) subset of a $C^{2,\lambda}$ -curve Σ^+ which contains \mathcal{O} as an interior point; if $\beta - \alpha = \pi$, we assume $\Sigma^- = \Sigma^+$ (see Figure 1).




FIGURE 1. Σ^\pm when $\beta - \alpha > \pi$ (left) Σ^\pm when $\beta - \alpha < \pi$ (right)

Let $f \in BV(\Omega) \cap C^2(\Omega)$ minimize the functional

$$(3) \quad J(h) = \int_{\Omega} \sqrt{1 + |Dh|^2} + \int_{\Omega} 2Hhd\mathbf{x} + \int_{\partial\Omega} |u - \phi|dH_1$$

for $h \in BV(\Omega)$, so that f is the variational solution of (1)-(2). Let $Rf(\theta)$ denote the radial limit of f at \mathcal{O} in the direction $\theta \in (\alpha, \beta)$,

$$Rf(\theta) = \lim_{r \downarrow 0} f(r \cos \theta, r \sin \theta),$$

and set $Rf(\alpha) = \lim_{\partial^-\Omega \ni \mathbf{x} \rightarrow \mathcal{O}} f^*(\mathbf{x})$ and $Rf(\beta) = \lim_{\partial^+\Omega \ni \mathbf{x} \rightarrow \mathcal{O}} f^*(\mathbf{x})$ when these limits exist, where f^* denotes the trace of f on $\partial\Omega$. In [9] (together with [5]), the following two results were proven.

Proposition 1. ([9, Theorem 1]; [5]) *Let $f \in C^2(\Omega) \cap L^\infty(\Omega)$ satisfy (1) and suppose $\beta - \alpha > \pi$. Then for each $\theta \in (\alpha, \beta)$, $Rf(\theta)$ exists and $Rf(\cdot)$ is a continuous function on (α, β) which behaves in one of the following ways:*

- (i) *Rf is a constant function and all nontangential limits of f at \mathcal{O} exist.*
- (ii) *There exist $\alpha_1, \alpha_2 \in [\alpha, \beta]$ with $\alpha_1 < \alpha_2$ such that*

$$Rf(\theta) \text{ is } \begin{cases} \text{constant} & \text{for } \alpha < \theta \leq \alpha_1 \\ \text{strictly monotonic} & \text{for } \alpha_1 \leq \theta \leq \alpha_2 \\ \text{constant} & \text{for } \alpha_2 \leq \theta < \beta. \end{cases}$$

(iii) There exist α_1, α_2 and θ_0 with $\alpha \leq \alpha_1 < \theta_0 < \theta_0 + \pi < \alpha_2 \leq \beta$ such that

$$Rf(\theta) \text{ is } \begin{cases} \text{constant} & \text{for } \alpha < \theta \leq \alpha_1 \\ \text{strictly increasing} & \text{for } \alpha_1 \leq \theta \leq \theta_0 \\ \text{constant} & \text{for } \theta_0 \leq \theta \leq \theta_0 + \pi \\ \text{strictly decreasing} & \text{for } \theta_0 + \pi \leq \theta \leq \alpha_2 \\ \text{constant} & \text{for } \alpha_2 \leq \theta < \beta. \end{cases}$$

(iv) There exist α_1, α_2 and θ_0 with $\alpha \leq \alpha_1 < \theta_0 < \theta_0 + \pi < \alpha_2 \leq \beta$ such that

$$Rf(\theta) \text{ is } \begin{cases} \text{constant} & \text{for } \alpha < \theta \leq \alpha_1 \\ \text{strictly decreasing} & \text{for } \alpha_1 \leq \theta \leq \theta_0 \\ \text{constant} & \text{for } \theta_0 \leq \theta \leq \theta_0 + \pi \\ \text{strictly increasing} & \text{for } \theta_0 + \pi \leq \theta \leq \alpha_2 \\ \text{constant} & \text{for } \alpha_2 \leq \theta < \beta. \end{cases}$$

Proposition 2. ([9, Theorem 2]; [5]) Let $f \in C^2(\Omega) \cap L^\infty(\Omega)$ satisfy (1) and suppose $m = \lim_{\partial\Omega \ni \mathbf{x} \rightarrow \mathcal{O}} f(\mathbf{x})$ exists. Then for each $\theta \in (\alpha, \beta)$, $Rf(\theta)$ exists and $Rf(\cdot)$ is a continuous function on $[\alpha, \beta]$, where $Rf(\alpha) \stackrel{\text{def}}{=} m$. If $\beta - \alpha \leq \pi$, Rf can behave as in (i) or (ii) in Proposition 1. If $\beta - \alpha > \pi$, Rf can behave as in (i), (ii), (iii) or (iv) in Proposition 1.

The necessity of assuming the existence of $\lim_{\partial\Omega \ni \mathbf{x} \rightarrow \mathcal{O}} f(\mathbf{x})$ when $\beta - \alpha \leq \pi$ in Proposition 2 is illustrated by the use of the “gliding hump” construction in [20] and [21, Theorem 3], where examples of Ω (with $\beta - \alpha = \pi$), ϕ and H are presented such that f is discontinuous at \mathcal{O} and none of the radial limits of f at \mathcal{O} exist. This same construction can be used to obtain examples of Ω , ϕ and H with $0 < \beta - \alpha < \pi$ such that f is discontinuous at \mathcal{O} and none of the radial limits of f at \mathcal{O} exist.

Thus the size $\beta - \alpha$ of the angle made by $\partial\Omega$ at the corner \mathcal{O} is a primary determinant of the existence of radial limits $Rf(\theta)$, as Proposition 1 shows that $Rf(\theta)$ exists for $\alpha < \theta < \beta$ for any solution $f \in C^2(\Omega) \cap L^\infty(\Omega)$ of (1) when $\beta - \alpha > \pi$, without regard to the behavior of (the trace of) f on $\partial\Omega$. An important question is “Does a solution of (1)-(2) actually satisfy the boundary condition (2) near a specific point (e.g. a corner) $\mathcal{O} \in \partial\Omega$?” In particular, [18] and [7] require the answer to this question to be “yes.” The answer to this question depends largely on the curvature of $\partial\Omega$ on each side of \mathcal{O} and this is a secondary determinant of the existence of radial limits $Rf(\theta)$ when $\beta - \alpha \leq \pi$.

To illustrate the importance of curvature conditions on the possible behaviors of solutions of (1)-(2), suppose $\delta > 0$, $B_\delta(\mathcal{O}) \cap \partial\Omega$ is smooth (so $\beta - \alpha = \pi$), $\kappa(\mathbf{x})$ is the curvature of $\partial\Omega$ at $\mathbf{x} \in B_\delta(\mathcal{O}) \cap \partial\Omega$, $\phi \in L^\infty(\partial\Omega)$ and f is the variational solution of (1)-(2). In [11, Theorem 1.1], the authors proved the existence of radial limits $Rf(\theta)$, $\theta \in [\alpha, \beta]$, when $\kappa(\mathbf{x}) < -2|H(\mathbf{x})|$ for $\mathbf{x} \in B_\delta(\mathcal{O}) \cap \partial\Omega$, without regard to the behavior of ϕ on $\partial\Omega$.

Our goals here are, in Theorem 1, to extend the results in [11] to the “remaining case” noted there in which $\partial\Omega$ is smooth and κ satisfies

$$(4) \quad -2|H(\mathbf{x})| \leq \kappa(\mathbf{x}) < 2|H(\mathbf{x})| \quad \text{for } \mathbf{x} \in B_\delta(\mathcal{O}) \cap \partial\Omega$$

and, in Theorem 2, to extend the results in [11] to actual corners (i.e. $\beta - \alpha \neq \pi$).

2. THEOREMS

Theorem 1. *Let f be the variational solution of (1)-(2). Suppose $\Gamma \subset \partial\Omega$ is a $C^{2,\lambda}$ (open) curve for some $\lambda \in (0, 1)$, $\mathcal{O} \in \Gamma$, H is non-negative or non-positive in a neighborhood of \mathcal{O} and $\kappa(\mathcal{O}) < 2|H(\mathcal{O})|$. Then $Rf(\theta)$ exists for each $\theta \in (\alpha, \beta)$, $Rf \in C^0((\alpha, \beta))$ and Rf can behave as in (i) or (ii) in Proposition 1. Further, if $\kappa(\mathcal{O}) < -2|H(\mathcal{O})|$, then $Rf(\alpha)$ and $Rf(\beta)$ both exist, $Rf \in C^0([\alpha, \beta])$, and, in case (i) in Proposition 1, $f \in C^0(\Omega \cup \{\mathcal{O}\})$.*

Theorem 2. *Suppose H is non-negative or non-positive in a neighborhood of \mathcal{O} ,*

$$(5) \quad \limsup_{\partial^\pm\Omega \ni \mathbf{x} \rightarrow \mathcal{O}} (\kappa(\mathbf{x}) - 2|H(\mathbf{x})|) < 0$$

and, if $\beta - \alpha < \pi$, $m = \lim_{\partial - \Omega \ni \mathbf{x} \rightarrow \mathcal{O}} f(\mathbf{x})$ exists. Then $Rf(\theta)$ exists for each $\theta \in (\alpha, \beta)$ and $Rf \in C^0(\alpha, \beta)$.

(a) *If $\beta - \alpha \leq \pi$, Rf behaves as in (i) or (ii) in Proposition 1.*

(b) *If $\beta - \alpha > \pi$, Rf behaves as in (i), (ii), (iii) or (iv) in Proposition 1.*

If, in addition, $\limsup_{\partial^\pm\Omega \ni \mathbf{x} \rightarrow \mathcal{O}} (\kappa(\mathbf{x}) + 2|H(\mathbf{x})|) < 0$, then $Rf(\alpha)$ and $Rf(\beta)$ both exist, $Rf \in C^0([\alpha, \beta])$, and, in case (i) in Proposition 1, $f \in C^0(\Omega \cup \{\mathcal{O}\})$.

We note that the "gliding hump" construction (which depends on the existence of classical solutions of (1)-(2)) cannot be successfully used when $\beta - \alpha > \pi$; however it remains an open question if radial limits of f always exist without regard to the behavior of (the trace of) f on $\partial\Omega$ when (5) holds and $\beta - \alpha < \pi$ (see Remark 1).

3. PROOFS

Let Q be the operator on $C^2(\Omega)$ given by

$$(6) \quad Qf(\mathbf{x}) \stackrel{\text{def}}{=} Nf(\mathbf{x}) - 2H(\mathbf{x}), \quad \mathbf{x} \in \Omega.$$

Let ν be the exterior unit normal to $\partial\Omega$, defined almost everywhere on $\partial\Omega$. At every point $\mathbf{y} \in \partial\Omega$ for which $\partial\Omega$ is a C^1 curve in a neighborhood of \mathbf{y} , $\hat{\nu}$ denotes a continuous extension of ν to a neighborhood of \mathbf{y} . Finally we adopt the convention used in [3, p. 178] with regard to the meaning of phrases like " $T\psi(\mathbf{y}) \cdot \nu(\mathbf{y}) = 1$ at a point $\mathbf{y} \in \partial\Omega$ " and the notation, definitions and conventions used in [11], including upper and lower Bernstein pairs (U^\pm, ψ^\pm) , which we quote below.

Definition 1. *Given a locally Lipschitz domain Ω , an upper Bernstein pair (U^+, ψ^+) for a curve $\Gamma \subset \partial\Omega$ and a function H in (6) is a domain U^+ and a function $\psi^+ \in C^2(U^+) \cap C^0(\overline{U^+})$ such that $\Gamma \subset \partial U^+$, ν is the exterior unit normal to ∂U^+ at each point of Γ (i.e. U^+ and Ω lie on the same side of Γ), $Q\psi^+ \leq 0$ in U^+ , and $T\psi^+ \cdot \nu = 1$ almost everywhere on Γ in the same sense as in [3]; that is, for almost every $\mathbf{y} \in \Gamma$,*

$$(7) \quad \lim_{U^+ \ni \mathbf{x} \rightarrow \mathbf{y}} \frac{\nabla\psi^+(\mathbf{x}) \cdot \hat{\nu}(\mathbf{x})}{\sqrt{1 + |\nabla\psi^+(\mathbf{x})|^2}} = 1.$$

Definition 2. *Given a domain Ω as above, a lower Bernstein pair (U^-, ψ^-) for a curve $\Gamma \subset \partial\Omega$ and a function H in (6) is a domain U^- and a function*

$\psi^- \in C^2(U^-) \cap C^0(\overline{U^-})$ such that $\Gamma \subset \partial U^-$, ν is the exterior unit normal to ∂U^- at each point of Γ (i.e. U^- and Ω lie on the same side of Γ), $Q\psi^- \geq 0$ in U^- , and $T\psi^- \cdot \nu = -1$ almost everywhere on Γ (in the same sense as above).

The argument which establishes [14, Corollary 14.13], together with boundary regularity results (e.g. [2, 23]), are noted in [11, Remark 1] and imply the following

Lemma 1. *Suppose Δ is a $C^{2,\lambda}$ domain in \mathbb{R}^2 for some $\lambda \in (0,1)$, $\mathbf{y} \in \partial\Omega$ and $\Lambda(\mathbf{y}) < 2|H(\mathbf{y})|$, where $\Lambda(\mathbf{y})$ denotes the curvature of $\partial\Delta$ at \mathbf{y} . If H is non-negative in $U \cap \Omega$ for some neighborhood U of \mathbf{y} , then there exist $\tau > 0$ and an upper Bernstein pair (U^+, ψ^+) for (Γ, H) , where $\Gamma = B_\tau(\mathbf{y}) \cap \partial\Omega$ and $U^+ = B_\tau(\mathbf{y}) \cap \Omega$. If H is non-positive in $U \cap \Omega$ for some neighborhood U of \mathbf{y} , then there exist $\tau > 0$ and a lower Bernstein pair (U^-, ψ^-) for (Γ, H) , where $\Gamma = B_\tau(\mathbf{y}) \cap \partial\Omega$ and $U^- = B_\tau(\mathbf{y}) \cap \Omega$.*

Proof of Theorem 1: We note, as in [21], that the conclusion of Theorem 1 is a local one and we may assume Ω is a bounded domain. The claims in the last sentence of the theorem follow from [11, Theorem 1.1]. We may assume that $f \in C^0(\overline{\Omega} \setminus \{\mathcal{O}\})$ (i.e. $f \in C^2(\Omega)$) and, if necessary, we could replace Ω by a set $U \subset \Omega$ such that $\partial U \cap \partial\Omega = \{\mathcal{O}\}$, ∂U has the same tangent rays at \mathcal{O} as does $\partial\Omega$ and the curvature κ^* of ∂U satisfies $\kappa^*(\mathcal{O}) < 2|H(\mathcal{O})|$.

Let $z_1 = \liminf_{\Omega \ni \mathbf{x} \rightarrow \mathcal{O}} f(\mathbf{x})$ and $z_2 = \limsup_{\Omega \ni \mathbf{x} \rightarrow \mathcal{O}} f(\mathbf{x})$; if $z_1 = z_2$, then (i) of Proposition 1 holds and thus we assume $z_1 < z_2$. Set $S_0 = \{(\mathbf{x}, f(\mathbf{x})) : \mathbf{x} \in \Omega\}$. Since f minimizes J in (3), we see that the area of S_0 is finite; let M_0 denote this area. For $\delta \in (0,1)$, set

$$p(\delta) = \sqrt{\frac{8\pi M_0}{\ln(\frac{1}{\delta})}}.$$

Let $E = \{(u,v) : u^2 + v^2 < 1\}$. As in [6, 21], there is a parametric description of the surface S_0 ,

$$(8) \quad Y(u,v) = (a(u,v), b(u,v), c(u,v)) \in C^2(E; \mathbb{R}^3),$$

which has the following properties:

- (a₁) Y is a diffeomorphism of E onto S_0 .
- (a₂) Set $G(u,v) = (a(u,v), b(u,v))$, $(u,v) \in E$. Then $G \in C^0(\overline{E}; \mathbb{R}^2)$.
- (a₃) Set $\sigma(\mathcal{O}) = G^{-1}(\partial\Omega \setminus \{\mathcal{O}\})$; then $\sigma(\mathcal{O})$ is a connected (open) arc of ∂E and Y maps $\sigma(\mathcal{O})$ onto $\partial\Omega \setminus \{\mathcal{O}\}$. We may assume the endpoints of $\sigma(\mathcal{O})$ are \mathbf{o}_1 and \mathbf{o}_2 . (Note that \mathbf{o}_1 and \mathbf{o}_2 are not assumed to be distinct.)
- (a₄) Y is conformal on E : $Y_u \cdot Y_v = 0$, $Y_u \cdot Y_u = Y_v \cdot Y_v$ on E .
- (a₅) $\Delta Y := Y_{uu} + Y_{vv} = 2H(Y)Y_u \times Y_v$ on E .

Let $\zeta(\mathcal{O}) = \partial E \setminus \sigma(\mathcal{O})$; then $G(\zeta(\mathcal{O})) = \{\mathcal{O}\}$ and \mathbf{o}_1 and \mathbf{o}_2 are the endpoints of $\zeta(\mathcal{O})$.

Suppose first that $\mathbf{o}_1 \neq \mathbf{o}_2$. From the Courant-Lebesgue Lemma (e.g. Lemma 3.1 in [4]), we see that there exists $\rho = \rho(\delta, \mathbf{w}) \in (\delta, \sqrt{\delta})$ such that the arclength $l_\rho = l_{\rho(\delta, \mathbf{w})}$ of $Y(C_{\rho(\delta, \mathbf{w})}(\mathbf{w}))$ is less than $p(\delta)$, for each $\delta \in (0,1)$ and $\mathbf{w} \in \partial E$; here $C_r(\mathbf{w}) = \{(u,v) \in E : |(u,v) - \mathbf{w}| = r\}$. Set $E_r(\mathbf{w}) = \{(u,v) \in E : |(u,v) - \mathbf{w}| < r\}$, $E'_r(\mathbf{w}) = G(E_r(\mathbf{w}))$ and $C'_r(\mathbf{w}) = G(C_r(\mathbf{w}))$. Choose $\delta_1 > 0$ such that $2\sqrt{\delta_1} < |\mathbf{o}_1 - \mathbf{o}_2|$. Let $\mathbf{w}_0 \in \zeta(\mathcal{O})$ be the ‘‘midpoint’’ of \mathbf{o}_1 and \mathbf{o}_2 , so that $\sqrt{\delta_1} < |\mathbf{w}_0 - \mathbf{o}_1| =$

$|\mathbf{w}_0 - \mathbf{o}_2|$. Set $\mathcal{C} = C'_{\rho(\delta_1, \mathbf{w}_0)}(\mathbf{w}_0)$; then $\{(\mathbf{x}, f(\mathbf{x})) : \mathbf{x} \in \mathcal{C}\} (= Y(C_{\rho(\delta_1, \mathbf{w}_0)}(\mathbf{w}_0)))$ is a curve of finite length $l_{\rho(\delta_1, \mathbf{w}_0)}$ with endpoints (\mathcal{O}, z_a) and (\mathcal{O}, z_b) for some $z_a, z_b \in \mathbb{R}$. Notice, in particular, that the graph of f over \mathcal{C} is either continuous at \mathcal{O} (if $z_a = z_b$) or has a jump discontinuity at \mathcal{O} (if $z_a \neq z_b$).

We may now argue as in [19]. Let $\Omega_0 = G(E_{\rho(\delta_1, \mathbf{w}_0)}(\mathbf{w}_0)) = E'_{\rho(\delta_1, \mathbf{w}_0)}(\mathbf{w}_0)$, so that $\partial\Omega_0 = \mathcal{C} \cup \{\mathcal{O}\}$. From the Courant-Lebesgue Lemma and the general comparison principle ([12, Theorem 5.1]), we see that Y is uniformly continuous on $E_{\rho(\delta_1, \mathbf{w}_0)}(\mathbf{w}_0)$ and so extends to a continuous function on the closure of $E_{\rho(\delta_1, \mathbf{w}_0)}(\mathbf{w}_0)$. From Steps 2, 4 and 5 of [21] and with [5] replacing Step 3 of [21], we see that there exist $\alpha_0, \beta_0 \in [\alpha, \beta]$ with $\alpha_0 < \beta_0$ such that

$$\{r(\cos \theta, \sin \theta) : 0 < r < \epsilon_0(\theta), \alpha_0 < \theta < \beta_0\} \subset \Omega_0 \cap B_{\delta_0}(\mathcal{O})$$

for some function $\epsilon_0(\cdot) : (\alpha, \beta) \rightarrow (0, \delta_0)$ and the radial limits $Rf(\theta)$ of f at \mathcal{O} exist for $\alpha_0 \leq \theta \leq \beta_0$. Since $\partial\Omega$ is $(C^{2,\lambda})$ smooth near \mathcal{O} , we have $\beta - \alpha = \pi$ and so $\beta_0 - \alpha_0 \leq \pi$. (We note that $z_a = z_b$ when $\mathbf{o}_1 \neq \mathbf{o}_2$ and $\beta_0 - \alpha_0 \leq \pi$ implies $f \in C^0(\bar{\Omega})$, a contradiction, and so $z_a \neq z_b$.) The existence of $Rf(\cdot)$ on (α, β) now follows from two applications of [9, Theorem 2], one in the domain $(r \cos \theta, r \sin \theta) \in \Omega : r > 0, (\alpha_0 + \beta_0)/2 < \theta < \beta$ and one in the domain $(r \cos \theta, r \sin \theta) \in \Omega : r > 0, \alpha < \theta < (\alpha_0 + \beta_0)/2$.

Suppose second that $\mathbf{o} = \mathbf{o}_1 = \mathbf{o}_2$ and $\zeta(\mathcal{O}) = \{\mathbf{o}\}$. Let us assume that H is non-negative in a neighborhood of \mathcal{O} ; here $H(Y(u, v))$ means $H(a(u, v), b(u, v))$. From Lemma 1, we see that an upper Bernstein pair (U^+, ψ^+) for (Γ_1, H) exists, where $U^+ = \Omega \cap B_\tau(\mathcal{O})$ and $\Gamma_1 = \Gamma \cap B_\tau(\mathcal{O})$ for some $\tau > 0$; let q denote a modulus of continuity for ψ^+ . Then $T\psi^+ \cdot \nu = +1$ (in the sense of [3]) on Γ_1 and, for each $C \in \mathbb{R}$, $Q(\psi^+ + C) = Q(\psi^+) \leq 0$ on $\Omega \cap U^+$ or equivalently

$$(9) \quad N(\psi^+ + C)(\mathbf{x}) \leq 2H(\mathbf{x}) = Nf(\mathbf{x}) \quad \text{for } \mathbf{x} \in \Omega \cap U^+.$$

From the Courant-Lebesgue Lemma, we see that there exists $\rho = \rho(\delta, \mathbf{w}) \in (\delta, \sqrt{\delta})$ such that the arclength $l_\rho = l_{\rho(\delta, \mathbf{w})}$ of $Y(C_{\rho(\delta, \mathbf{w})}(\mathbf{w}))$ is less than $p(\delta)$, for each $\delta \in (0, 1)$ and $\mathbf{w} \in \partial E$.

Let us assume that $\delta \in (0, 1)$ is small enough that $p(\delta) < \tau$, so that $G(\mathbf{w}) \in U^+$ for each $\mathbf{w} \in E$ with $|\mathbf{w} - \mathbf{o}| \leq \sqrt{\delta}$ and $G(\mathbf{w}) \in \Gamma_1$ for each $\mathbf{w} \in \partial E$ with $|\mathbf{w} - \mathbf{o}| \leq \sqrt{\delta}$. Now $\psi^+ - \psi^+(\mathbf{x}) \leq q(p(\delta))$ in $E'_{\rho(\delta, \mathbf{o})}(\mathbf{o})$ for any $\mathbf{x} \in E'_{\rho(\delta, \mathbf{o})}(\mathbf{o})$ and the general comparison principle ([12, Theorem 5.1]) implies that if $U \subset E'_{\rho(\delta, \mathbf{o})}(\mathbf{o})$ is an open set, then

$$(10) \quad f \leq \sup_{\Omega \cap \partial U} f + \psi^+ - \inf_{\Omega \cap \partial U} \psi^+ \leq \sup_{\Omega \cap \partial U} f + q(p(\delta)) \quad \text{in } U.$$

Set

$$k(\delta) = \inf_{\mathbf{u} \in C'_{\rho(\delta, \mathbf{o})}(\mathbf{o})} c(\mathbf{u}) = \inf_{\mathbf{x} \in C'_{\rho(\delta, \mathbf{o})}(\mathbf{o})} f(\mathbf{x}).$$

Now $f \leq k(\delta) + p(\delta)$ on $C'_{\rho(\delta, \mathbf{o})}(\mathbf{o})$ and $\psi^+ - \inf_{C'_{\rho(\delta, \mathbf{o})}(\mathbf{o})} \psi^+ \leq q(p(\delta))$ in $E'_{\rho(\delta, \mathbf{o})}(\mathbf{o})$ and so (10) implies

$$f \leq k(\delta) + p(\delta) + \psi^+ - \inf_{C'_{\rho(\delta, \mathbf{o})}(\mathbf{o})} \psi^+ \leq k(\delta) + p(\delta) + q(p(\delta))$$

or

$$(11) \quad \sup_{E'_{\rho(\delta, \mathbf{o})}(\mathbf{o})} f \leq \inf_{C'_{\rho(\delta, \mathbf{o})}(\mathbf{o})} f + p(\delta) + q(p(\delta)).$$

Since $\sup_{E'_{\rho(\delta, \mathbf{o})}(\mathbf{o})} f \geq z_2$,

$$(12) \quad \inf_{C'_{\rho(\delta, \mathbf{o})}(\mathbf{o})} f \geq z_2 - p(\delta) - q(p(\delta)) = z_2 - o(\delta) \quad \text{for each } \delta > 0.$$

Let $z(\delta) = z_2 - 2p(\delta) - q(p(\delta))$ and

$$M(\delta) = \{\mathbf{x} \in \Omega \cap \overline{E'_{\rho(\delta, \mathbf{o})}(\mathbf{o})} : f(\mathbf{x}) > z(\delta)\}.$$

(Recall $f \in C^0(\overline{\Omega} \setminus \{\mathcal{O}\})$ and $c \in C^0(\overline{E} \setminus \{\mathbf{o}\})$.) Then for each $\delta \in (0, p^{-1}(\tau))$, (12) implies $f \geq z_2 - p(\delta) - q(p(\delta)) > z(\delta)$ on $C'_{\rho(\delta, \mathbf{o})}(\mathbf{o})$ and so

$$C'_{\rho(\delta, \mathbf{o})}(\mathbf{o}) \subset M(\delta) \quad \text{and} \quad \mathcal{O} \in \overline{M(\delta)},$$

Let $V(\delta)$ denote the component of $M(\delta)$ which contains $C'_{\rho(\delta, \mathbf{o})}(\mathbf{o})$. We claim that $\mathcal{O} \in \overline{V(\delta)}$. Suppose otherwise; then there is a curve \mathcal{I} in $E'_{\rho(\delta, \mathbf{o})}(\mathbf{o})$ (with endpoints $\mathbf{x}^- \in \partial^- \Omega$ and $\mathbf{x}^+ \in \partial^+ \Omega$) such that $f \leq z(\delta)$ on \mathcal{I} . Let $\Omega(\mathcal{I})$ be the component of $\Omega \setminus \mathcal{I}$ whose closure contains \mathcal{O} . Then (10) implies that

$$f \leq \sup_{\mathcal{I}} f + q(p(\delta)) \leq z(\delta) + q(p(\delta)) = z_2 - 2p(\delta) \quad \text{in } \Omega(\mathcal{I})$$

and so $\limsup_{E \ni \mathbf{w} \rightarrow \mathbf{o}} c(\mathbf{w}) \leq z_2 - 2p(\delta) < z_2$, which is a contradiction; hence no such curve \mathcal{I} exists and $\mathcal{O} \in \overline{V(\delta)}$.

Now $f \geq z(\delta)$ in $V(\delta)$ for each $\delta \in (0, p^{-1}(\tau))$. Let \mathcal{C} be any curve in Ω which starts at a point $\mathbf{x}_0 \in C'_{\rho(p^{-1}(\tau), \mathbf{o})}(\mathbf{o})$ and ends at \mathcal{O} such that

$$\mathcal{C} \subset V(\delta) \quad \text{for each } \delta \in (0, p^{-1}(\tau)).$$

Since $\liminf_{\mathcal{C} \ni \mathbf{x} \rightarrow \mathcal{O}} f(\mathbf{x}) \geq \lim_{\delta \downarrow 0} z(\delta) = z_2$ and $z_2 = \limsup_{\Omega \ni \mathbf{x} \rightarrow \mathcal{O}} f(\mathbf{x})$, we see that

$$(13) \quad \lim_{\mathcal{C} \ni \mathbf{x} \rightarrow \mathcal{O}} f(\mathbf{x}) = z_2.$$

We may, if we wish, extend \mathcal{C} by adding to \mathcal{C} a curve from \mathbf{x}_0 to a point on $\partial\Omega \setminus E'_{\rho(p^{-1}(\tau), \mathbf{o})}(\mathbf{o})$.

Now we modify the argument in the proof of [9, Theorem 2] to show that $Rf(\theta) = z_2$ for all $\theta \in (\alpha, \beta)$; that is, we shall show that the nontangential limit of f at \mathcal{O} exists and equals z_2 . Let $\alpha', \beta' \in (\alpha, \beta)$ with $\alpha' < \beta'$.

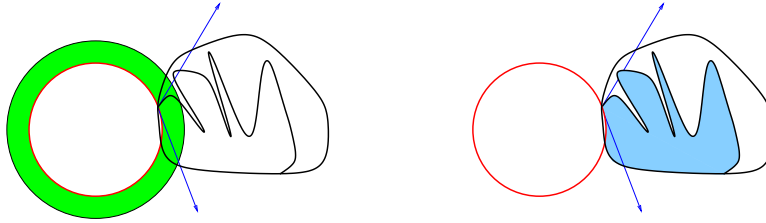


FIGURE 2. Ω , \mathcal{A}_- and \mathcal{C} (left) Ω_2 (right)

Let $H_0 = \sup_{B_{\delta_0}(\mathcal{O}) \cap \Omega} H$ and fix $c_0 \in \left(-\frac{1}{4c_0 H_0}, 0\right)$. Set $r_1 = \frac{1 - \sqrt{1 + 4c_0 H_0}}{2H_0}$ and $r_2 = \frac{1 + \sqrt{1 + 4c_0 H_0}}{2H_0}$ (see [21, p. 171], [13]). Let \mathcal{A}_{\pm} be annuli with inner boundaries $\partial_1 \mathcal{A}_{\pm}$ with equal radii r_1 and outer boundaries $\partial_2 \mathcal{A}_{\pm}$ with equal radii r_2 such that $\mathcal{O} \in \partial_1 \mathcal{A}_+ \cap \partial_1 \mathcal{A}_-$, $\partial_1 \mathcal{A}_+$ is tangent to the ray $\theta = \beta'$ at \mathcal{O} , $\partial_1 \mathcal{A}_-$ is tangent to

the ray $\theta = \alpha'$ at \mathcal{O} and $\partial_1 \mathcal{A}_\pm \cap \{(r \cos \theta, r \sin \theta) : 0 < r < \delta_0, \alpha' < \theta < \beta'\} = \emptyset$ (see Figure 2). Let $h_\pm = h(\hat{r}_\pm)$ denote unduloid surfaces defined respectively on \mathcal{A}_\pm with constant mean curvature $-H_0$ which become vertical at $\hat{r}_\pm = r_1, r_2$ and make contact angles of π and 0 with the vertical cylinders $\hat{r}_\pm = r_2$ and $\hat{r}_\pm = r_1$ respectively, where $\hat{r}_+(\mathbf{x}) = |\mathbf{x} - \mathbf{c}_+|$, $\hat{r}_-(\mathbf{x}) = |\mathbf{x} - \mathbf{c}_-|$, \mathbf{c}_+ denotes the center of the annulus \mathcal{A}_+ and \mathbf{c}_- denotes the center of the annulus \mathcal{A}_- . With respect to the upward direction, the graphs of h_\pm over \mathcal{A}_\pm have constant mean curvature $-H_0$ and the graphs of $-h_\pm$ over \mathcal{A}_\pm have constant mean curvature H_0 .

Set $\tau_1 = \min\{\tau, r_2 - r_1\}$. Let $\delta \in (0, p^{-1}(\tau_1))$. Since \mathcal{C} is a curve in Ω with \mathcal{O} as an endpoint, there exists $\mathbf{x}(\delta) \in \mathcal{C} \cap C'_{\rho(\delta, \mathbf{o})}(\mathbf{o})$ such that the portion $\mathcal{C}(\delta)$ of \mathcal{C} between \mathcal{O} and $\mathbf{x}(\delta)$ lies in $E'_{\rho(\delta, \mathbf{o})}(\mathbf{o})$ and divides $E'_{\rho(\delta, \mathbf{o})}(\mathbf{o})$ into two components. Let U_+ be the component of $E'_{\rho(\delta, \mathbf{o})}(\mathbf{o}) \setminus \mathcal{C}(\delta)$ whose closure contains a portion of $\partial^+ \Omega$ and U_- be the component of $E'_{\rho(\delta, \mathbf{o})}(\mathbf{o}) \setminus \mathcal{C}(\delta)$ whose closure contains a portion of $\partial^- \Omega$ (see Figure 3 with $C'_{\rho(\delta, \mathbf{o})}(\mathbf{o})$ (green) and \mathcal{C} (red)).

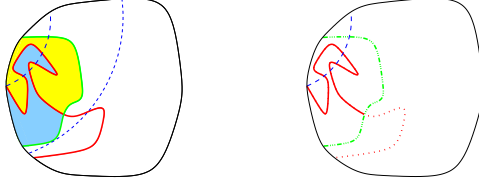


FIGURE 3. Left: U_+ (yellow), U_- (blue); Right: $\mathcal{C}(\delta)$ (red)

Since $\mathcal{C}(\delta) \subset V(\delta)$,

$$f(\mathbf{x}) \geq z(\delta) \quad \text{for } \mathbf{x} \in \mathcal{C}(\delta)$$

and, in particular, $f(\mathbf{x}(\delta)) \geq z(\delta)$. Since $|f(\mathbf{x}(\delta)) - f(\mathbf{y})| \leq l_{\rho(\delta, \mathbf{o})} < p(\delta)$ for $\mathbf{y} \in C'_{\rho(\delta, \mathbf{o})}(\mathbf{o})$, we see that

$$f \geq z(\delta) - p(\delta) \quad \text{on } C'_{\rho(\delta, \mathbf{o})}(\mathbf{o}) \cup \mathcal{C}(\delta).$$

Let q_2 denote a modulus of continuity of $-h(\hat{r}_+)$. Then

$$f \geq z(\delta) - p(\delta) - q_2(p(\delta)) \quad \text{in } U_+ \setminus \overline{B_{r_1}(\mathbf{c}_+)}.$$

Thus

$$\liminf_{U_+ \setminus \overline{B_{r_1}(\mathbf{c}_+)} \ni \mathbf{x} \rightarrow \mathcal{O}} f(\mathbf{x}) \geq z_2.$$

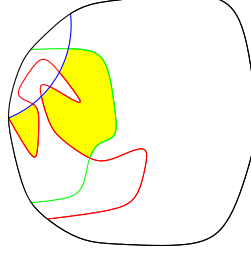
If we set $\Omega_1 = U_+ \setminus \overline{B_{r_1}(\mathbf{c}_+)}$ and recall that $z_2 = \limsup_{\Omega \ni \mathbf{x} \rightarrow \mathcal{O}} f(\mathbf{x})$, we have

$$(14) \quad \lim_{\Omega_1 \ni \mathbf{x} \rightarrow \mathcal{O}} f(\mathbf{x}) = z_2.$$

(We note that Ω_1 might not be connected (see Figure 4) and might even have an infinite number of components but one sees that this does not affect the comparison argument which establishes (14).) In a similar manner, we see that

$$(15) \quad \lim_{\Omega_2 \ni \mathbf{x} \rightarrow \mathcal{O}} f(\mathbf{x}) = z_2,$$

where $\Omega_2 = U_- \setminus \overline{B_{r_1}(\mathbf{c}_-)}$. Since $\Omega_1 \cup \Omega_2 \cup \mathcal{C}(\delta) = E'_{\rho(\delta, \mathbf{o})}(\mathbf{o}) \setminus \left(\overline{B_{r_1}(\mathbf{c}_+)} \cup \overline{B_{r_1}(\mathbf{c}_-)} \right)$, we see that $Rf(\theta) = z_2$ for each $\theta \in (\alpha', \beta')$. Since α' and β' are arbitrary (with $\alpha < \alpha' < \beta' < \beta$), Theorem 1 is proven. \square

FIGURE 4. Ω and Ω_1

Remark 1. *If $\beta - \alpha < \pi$, then the existence of the one-sided barrier ψ^+ is uncertain and so the proof that a curve (i.e. \mathcal{C}) in Ω with \mathcal{O} as an endpoint such that (13) holds is uncertain.*

Proof of Theorem 2: All of the claims in the theorem except those in the last sentence follow from [9, Theorem 1] and [5] (when $\beta - \alpha > \pi$) and [9, Theorem 2] and [5] (when $\beta - \alpha < \pi$). (When $\beta - \alpha = \pi$, all of the claims follow from Theorem 1 and [11].) The claims follow once we prove that the results of [11] hold under the assumptions of Theorem 2. Let us assume

$$(16) \quad \limsup_{\partial^\pm \Omega \ni \mathbf{x} \rightarrow \mathcal{O}} (\kappa(\mathbf{x}) + 2|H(\mathbf{x})|) < 0.$$

Suppose $\beta - \alpha > \pi$. Let $\delta_1 > 0$ be small enough that $B_{\delta_1}(\mathcal{O}) \cap \Omega \setminus \Sigma^+$ has two components. Let Ω_+ be the component whose closure contains $B_{\delta_1}(\mathcal{O}) \cap \partial^+ \Omega$ and notice that the tangent directions to $\partial \Omega_+$ at \mathcal{O} are $\alpha' = \beta - \pi$ and β and the curvature $\kappa_+(\mathcal{O})$ of $\partial \Omega_+$ at \mathcal{O} satisfies

$$\kappa_+(\mathcal{O}) < -2H(\mathcal{O})$$

since $\kappa_+(\mathbf{x}) = \kappa(\mathbf{x})$ for $\mathbf{x} \in B_{\delta_1}(\mathcal{O}) \cap \partial^+ \Omega$ and (16) implies

$$\kappa_+(\mathcal{O}) = \limsup_{\partial^+ \Omega \ni \mathbf{x} \rightarrow \mathcal{O}} \kappa_+(\mathbf{x}) < -2|H(\mathcal{O})|.$$

By restricting f to Ω_+ , we see that the existence of $Rf(\beta)$ follows from [11]. A similar argument implies $Rf(\alpha)$ also exists.

Suppose $\beta - \alpha < \pi$. Then $Rf(\alpha)$ exists and equals m . Let $\delta_1 > 0$ be small enough that $B_{\delta_1}(\mathcal{O}) \setminus \Sigma^+$ has two components and let Ω_+ be the component which contains $B_{\delta_1}(\mathcal{O}) \cap \Omega$. Then the tangent directions to $\partial \Omega_+$ at \mathcal{O} are $\alpha' = \beta - \pi$ and β and, as before, the curvature $\kappa_+(\mathcal{O})$ of $\partial \Omega_+$ at \mathcal{O} satisfies $\kappa_+(\mathcal{O}) < -2H(\mathcal{O})$. Thus upper and lower Bernstein pairs (U^\pm, ψ^\pm) exist for $\Gamma = B_{\delta_2}(\mathcal{O}) \cap \partial \Omega_+$ and H when $\delta_2 \in (0, \delta_1)$ is sufficiently small and $U^\pm = B_{\delta_2}(\mathcal{O}) \cap \Omega_+$. We may parametrize $S_1 = S_0 \cap (B_{\delta_2}(\mathcal{O}) \times \mathbb{R})$ in isothermal coordinates

$$(17) \quad Y(u, v) = (a(u, v), b(u, v), c(u, v)) \in C^2(E : S_1)$$

as in [11] with the properties noted there (e.g. a_1, \dots, a_5) and prove in essentially the same manner as in [11] that Y is uniformly continuous on E and so extends to a continuous function on \bar{E} . (Notice the similarity of methods used in [9] and [11].) The existence of $Rf(\beta)$ then follows as in [11]. \square




FIGURE 5. Ω_+ when $\beta - \alpha > \pi$ (left) Ω_+ when $\beta - \alpha < \pi$ (right)

REFERENCES

1. M. Bergner, *On the Dirichlet problem for the prescribed mean curvature equation over general domains*, *Diff. Geo. Appl.* **27** (2009), 335–343.
2. T. Bourni, *$C^{1,\alpha}$ Theory For The Prescribed Mean Curvature Equation With Dirichlet Data*, *J. Geom. Anal.* **21** (2011), 982–1035.
3. P. Concus and R. Finn, *On capillary free surfaces in the absence of gravity*, *Acta Math.* **132** (1974), 177–198.
4. R. Courant, *Dirichlet’s Principle, Conformal Mapping, and Minimal Surfaces*, Interscience, New York, 1950.
5. A. K. Echart and K. E. Lancaster, *On Cusp Solutions to a Prescribed Mean Curvature Equation*, *Pacific J. Math.* Vol. **288**, No. 1 (2017), 47–54.
6. A. Elcrat and K. Lancaster, *On the Behavior of a Non-Parametric Minimal Surface in a Non-Convex Quadrilateral*, *Arch. Rat. Mech. Anal.* **94** (1986), 209–226.
7. A. Elcrat and K. Lancaster, *Boundary behavior of a nonparametric surface of prescribed mean curvature near a reentrant corner*, *Trans. Amer. Math. Soc.* **297** (1986), no. 2, 645–650.
8. A. Elcrat and K. Lancaster, *Bernstein Functions and the Dirichlet Problem*, *SIAM J. Math. Anal.* **20** (1989), no. 5, 1055–1068.
9. M. Entekhabi and K. E. Lancaster, *Radial Limits of Bounded Nonparametric PMC Surfaces*, *Pacific J. Math.* Vol. **283**, No. 2 (2016), 341–351.
10. M. Entekhabi and K. E. Lancaster, *Radial limits of capillary surfaces at corners*, *Pacific J. Math.* **288** (2017), no. 1, 55–67.
11. M. Entekhabi and K. E. Lancaster, *Boundary Continuity of Nonparametric Prescribed Mean Curvature Surfaces*, to appear in the *Taiwanese J. Math.*
12. R. Finn, *Equilibrium Capillary Surfaces*, Vol 284 of *Grundlehren der Mathematischen Wissenschaften*, Springer-Verlag, New York, 1986.
13. R. Finn, *Moon Surfaces, and Boundary Behavior of Capillary Surfaces for Perfect Wetting and Non-Wetting*, *Proc. London Math. Soc.* **57**(3) (1988), 542–576.
14. D. Gilbarg and N. Trudinger, *Elliptic Partial Differential Equations of Second Order* (revised second edition), Vol 224 of *Grundlehren der Mathematischen Wissenschaften*, Springer-Verlag, New York, 1998.
15. E. Giusti, *On the Equation of Surfaces of Prescribed Mean Curvature*, *Inven. Math.* **46** (1978), 111–137.
16. K. Hayasida and M. Nakatani, *On the Dirichlet problem of prescribed mean curvature equations without H -convexity condition*, *Nagoya Math. J* **157** (2000), 177–209.
17. A. Korn, *Über Minimalflächen, deren Randkurven wenig von ebenen Kurven abweichen [On minimal surfaces whose boundary curves deviate little from plane curves]*, *Abh. Königl. Preuss. Akad. Wiss., Berlin, Phys.-Math. Cl. II* (1909), 1–37.
18. K. Lancaster, *Boundary behavior of a nonparametric minimal surface in \mathbb{R}^3 at a nonconvex point*, *Analysis* **5** (1985), no. 1–2, 61–69.
19. K. Lancaster, *Nonparametric minimal surfaces in \mathbb{R}^3 whose boundaries have a jump discontinuity*, *Internat. J. Math. Math. Sci.* **11** (1988), no. 4, 651–656.

20. K. E. Lancaster, *Existence and nonexistence of radial limits of minimal surfaces*, Proc. Amer. Math. Soc. **106** (1989), 757–762.
21. K. Lancaster and D. Siegel, *Existence and Behavior of The Radial Limits of a Bounded Capillary Surface At a Corner*, Pacific J. Math. **176** (1996), No. 1, 165–194. *Correction to “Existence and Behavior of the Radial Limits of a Bounded Capillary Surface at a Corner”*, Pacific J. Math. **179** (1997), No. 2, 397–402.
22. C.P. Lau, *Quasilinear elliptic equations with small boundary data*, Manuscripta Math. **53** (1985), no. 1-2, 77–99.
23. F H Lin, *Behaviour of nonparametric solutions and free boundary regularity*, Miniconference on Geometry and Partial Differential Equations, 2, Canberra, 1986, Proc. Centre Math. Appl. Austral. Nat. Univ. **12** (1987), pp. 96–116.
24. J.C.C. Nitsche, *Lectures on Minimal Surfaces, Vol. 1*, Cambridge Univ. Press, 1989.
25. J. Ripoll and F. Tomi, *On solutions to the exterior Dirichlet problem for the minimal surface equation with catenoidal ends*, Adv. Calc. Var. **7** (2014), no. 2, 205–226.
26. J. Serrin, *The problem of Dirichlet for quasilinear equations with many independent variables*, Phil. Trans. Royal Soc. London Ser. A **264** (1969), 413–496.
27. G. Williams, *The Dirichlet problem for the minimal surface equation with Lipschitz continuous boundary data*, J. Reine Angew. Math. **354** (1984), 123–140.
28. G. Williams, *The Dirichlet problem for the minimal surface equation*, Miniconference on Nonlinear Analysis, 8, Canberra, 1985, Proc. Centre Math. Appl. Austral. Nat. Univ. **12** (1985), pp. 233–239.

DEPARTMENT OF MATHEMATICS, FLORIDA A & M UNIVERSITY, TALLAHASSEE, FL 32307
E-mail address: mozghan.entekhabi@famu.edu

WICHITA, KANSAS 67226
E-mail address: redwoodsrunner@gmail.com