

# Differentiable Mask Pruning for Neural Networks

**Ramchalam Kinattinkara Ramakrishnan\***

ramchalam.ramakrishnan@huawei.com  
Huawei Noah's Ark Lab

**Eyyüb Sari\***

eyyub.sari@huawei.com  
Huawei Noah's Ark Lab

**Vahid Partovi Nia**

vahid.partovinia@huawei.com  
Huawei Noah's Ark Lab

## Abstract

Pruning of neural networks is one of the well-known and promising model simplification techniques. Most neural network models are large and require expensive computations to predict new instances. It is imperative to compress the network to deploy models on low resource devices. Most compression techniques, especially pruning have been focusing on computer vision and convolution neural networks. Existing techniques are complex and require multi-stage optimization and fine-tuning to recover the state-of-the-art accuracy. We introduce a *Differentiable Mask Pruning* (DMP), that simplifies the network while training, and can be used to induce sparsity on weight, filter, node or sub-network. Our method achieves competitive results on standard vision and NLP benchmarks, and is easy to integrate within the deep learning toolbox. DMP bridges the gap between neural model compression and differentiable neural architecture search.

## Introduction

Recent models on machine translation, self-driving cars, Alpha Go have shown game-changing breakthroughs. However, most of these models are highly over-parametrised for a variety of reasons, ranging from the increase of computational power to the lack of domain expertise. Subsequently, deploying these models on constrained edge devices is counter-intuitive. For instance, real time updates to mobile phones could be hampered by the model size. Consequently, the training and inference time are impacted. One alternative is to store deep models on the cloud rather than edge devices to overcome many of the edge implementation drawbacks, and perform computation on the cloud server. However, the cons far outweigh the pros, especially in terms of security, and the latency in transferring the data to and from the cloud. Most of the models are preferred to be stored and computed on the edge in real applications. This goal can be achieved by simplifying neural networks computations.

Many categories of simplifications include quantization (Courbariaux, Bengio, and David 2015), (Hubara et al. 2016), low-rank compression, pruning, and network architecture search. We propose a pruning technique while training a neural network, and induce structured sparsity through node, filter or subnetwork pruning. Given an input and an

output node in a computational graph, we define a subnetwork as a subset of the graph that has a directed path from the input to the output node going through a series of transformations (Eg: Figure 1a).

We summarize our contribution to this paper as follows:

- We introduce a simple technique of jointly pruning and training a neural network.
- We propose a differentiable mask function to allow rejuvenation of a pruned entity through the training process.
- We introduce a regularization function for fine-grained control on the amount of parameters to be pruned.

## Related Work

Pruning can be divided into major five categories, including 1. Mask-based, 2. Lasso/ Group Lasso, 3. Magnitude-based, 4. Reinforcement Learning (RL), 5. Miscellaneous.

One of the earliest methods introduced (Han et al. 2015) is a magnitude based approach where the weights with the lowest magnitude were considered to have low importance and hence removed. However, this technique inherently induces unstructured sparsity and at the inference level would require specialized hardware to make use of sparsity.

Various techniques have been used in masked-based approaches, such as using scaling factors as mask values of 1 or 0.99 (Zhou et al. 2018). Others created an algorithm as a substitution to dropout called as annealed pruning and used non-trainable masks based on the weight magnitude (Bartoldson, Barbu, and Erlebacher 2018). Alternatively, many other works were based on a similar mask-based approach (Guo, Yao, and Chen 2016). They use Straight Through Estimator (STE) for back-propagation for the mask function. Some other techniques make use of hard threshold of weights using a mask function that has similar drawbacks to magnitude based pruning. A pruning technique called *Scalpel* was introduced (Yu et al. 2017) for pruning based on hardware of *SIMD hardware architecture*. Often in node pruning, a mask function is applied to prune nodes that are below a threshold value. They also use a STE in back-propagation. The STE has been shown to be effective in training quantized networks while retaining the accuracy.

*Network Slimming* (Liu et al. 2017) has been the most widely adopted technique as a baseline and uses  $\ell_1$  regularization. They impose  $\ell_1$  regularization on the scaling factors

\*Equal contribution, order decided by coin flip

of *Batch Normalization* and prune low-magnitude scaling factors. The technique is a post-training pruning method and the motivation is to identify insignificant output channels by pushing the batch norm scaling factors to zero. *Group lasso* is also proposed to control the amount of pruning at different levels (Wen et al. 2016). The group lasso is applied on filters, channels, layers, and filter shape.

Channel-based pruning techniques include filter pruning using  $\ell_1$  norm (Li et al. 2016) as the saliency score. The relative importance of each filter in a layer is obtained by calculating the sum of absolute weights in the filter or the  $\ell_1$  norm. This approach is equivalent to training a network with  $\ell_1$  regularization and then pruning it. Unfortunately magnitude-based filter pruning does not correctly prune redundant filters, so *Thinet* was introduced (Luo, Wu, and Lin 2017) to pruning channels based on the output of the next layer. After pruning, the reconstruction loss is reduced by the use of scaling factors and the network is then fine-tuned. Even random pruning sometimes provides better results than  $\ell_1$ -Norm magnitude pruning (Mittal et al. 2018).

In RL-based techniques, some works (He and Han 2018) make use of a deterministic policy gradient approach for pruning. The agent processes network in a layer-wise manner and the state-space consists of an encoding of various parameters and is fed into the model. The agent outputs a compression ratio as an action (between 0 and 1) and the validation accuracy is used as reward to train the RL model. Once the sparsity ratio is obtained for each layer, the model is trained from scratch. The aim is to discover the exact number of non-redundant parameters in a layer for a network. The overall time taken for convergence of RL based approaches generally require large training time compared to other traditional techniques.

Other miscellaneous techniques include one of the earliest, but revolutionary work known as *Optimal Brain Damage* (LeCun, Denker, and Solla 1990), which used a 2nd order Taylor expansion to evaluate the saliency of the parameters. The idea is to obtain parameter saliency by observing the shift in the loss function as a result of its pruning. However, the use of magnitude-based pruning and the metric of importance of weight in the network is not theoretically sound. Another well-known method is *Discrimination-aware* channel pruning (Zhuang et al. 2018) which is shown to be effective in compressing networks. They propose to start with a pre-trained network and use strategies to obtain channels that truly contribute to the discriminative power of the network. They add extra discriminative losses to each convolutional layers and optimize the reconstruction error. Another work (Qiao et al. 2018) brought a novelty by rejuvenating the dead neurons while training. They make use of a binary mask to showcase the liveliness of each neuron in a layer. Once the neuron is rejuvenated, the weights are reinitialized or set to null. A neuron or feature map is considered to be dead, relative to its layer if the scaling factor of batch normalization  $< 0.01$ .

Methodologies mentioned above have pros and cons. Many of them use a pre-trained network and prune the network post-training. This would require multiple iterations of pruning and fine tuning to improve the model. In

magnitude-based pruned weights with low magnitude correlate with other non-pruned weights. This means that the metric of importance of weights may not be sound. Most masked-based pruning techniques use a hard-threshold and a *non-differentiable mask* and often fall on post-train pruning methods. Some methods use the  $\ell_1$  norm of the filters as a saliency score and it may not provide the best generalization capabilities and therefore the need for a better metric for pruning. Having a low  $\ell_1$  norm does not mean the filter is useless. Correlation between the elements in the filter often plays a crucial role.

The closest recent work to our technique is the sparsity induction through  $\ell_1$  regularization (Huang and Wang 2018). They make use of a scaling factor outside of the output of specific structures and push the scaling factors towards the origin. For optimization of the scaling factor, they used *Accelerated Proximal Gradient*, which requires modification of the training process. Another comparable work (Kim et al. 2019) make use of a differentiable mask function that activates based on a latent parameter trained via back-propagation, and add a compression ratio control regularizer. However, as they do not scale their output, the filters of the model could get deactivated abruptly and consequently suffer from instability.

## Proposed method

### Notation

Let  $\{(\mathbf{x}_i, \mathbf{y}_i) \mid i \in N\}$  be a dataset of  $N$  samples with  $\mathbf{x}_i$  representing the input vector and  $\mathbf{y}_i$  the output vector. We consider a model  $M$  with  $L$  layers, where a layer  $l \in L$  represents a prunable entity and its parameters denoted by  $\theta_l$ . We define a prunable entity as a node in the computational graph that does not invalidate the graph upon its parameters being removed (i.e. the forward pass can still be performed). Let  $f : \mathbb{R}^n \rightarrow \mathbb{R}^n$  be any element-wise transformation mapping on a node's output (eg. ReLU, Batch Normalization, Identity etc.). Let  $J(\Theta)$  be the objective to be minimized,

$$J^* = \min_{\Theta} J(\Theta)$$

where  $\Theta$  is a set of all learnable parameters and  $J^*$  is the optimized loss.

### Description

We introduce *Differentiable Mask Pruning* (DMP) for gradual pruning while training a network. Our method can be generalized to unstructured (i.e. weights) or structured (i.e. vector of parameters, filter, subnetwork) sparsity. We define DMP as follows.

Let  $\alpha \in \mathbb{R}_+^d$  be a strictly positive scaling factor of dimension  $d$  for a given prunable entity,  $f$  be a scale sensitive differentiable function (i.e.  $f(\alpha \odot \mathbf{X}) \neq f(\mathbf{X})$ ),  $I(\alpha)$  be a mask function where

$$I(\alpha) = \begin{cases} 1 & \text{if } |\alpha| > t \\ 0 & \text{otherwise} \end{cases} \quad (1)$$

and  $t$  is a small value close to zero, then we replace  $f(\mathbf{X})$  by  $g(\mathbf{X}) = f(\alpha \odot I(\alpha) \odot \mathbf{X})$  and apply  $\ell_1$ -regularization

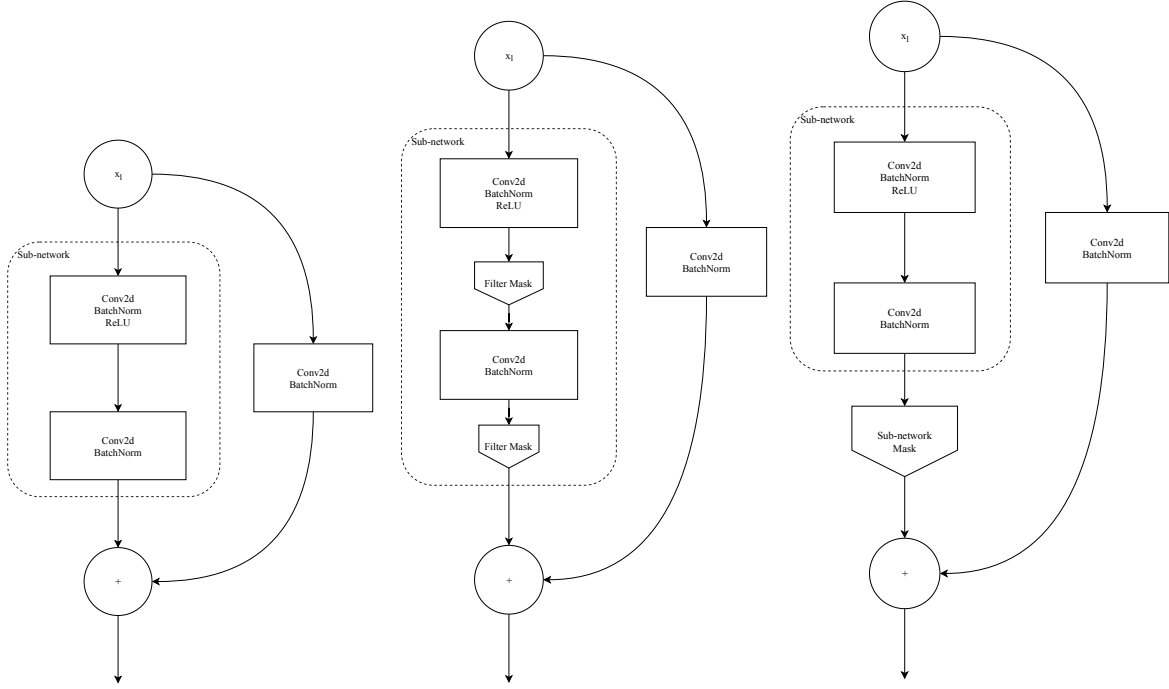


Figure 1: a: A ResNet style subnetwork (left), b: DMP filter pruning (middle), c: DMP block pruning (right).

to induce sparsity on  $\alpha$  and equivalently on its corresponding prunable entity

$$J(\theta, \alpha) = C(\theta, \alpha) + \mathcal{R}(\theta) + \lambda \sum_{l \in L} \|\alpha_l\|_1, \quad (2)$$

in which  $\mathcal{R}(\theta)$  is regularizer, often an  $\ell_2$  norm on weights. For *filter pruning*, the prunable entities are the filters  $\theta_l \in \mathbb{R}^{m \times n \times k \times k}$  in a convolution layer with  $m$  filters,  $\alpha \in \mathbb{R}^m$  (i.e. one scaling factor per filter). we consider  $f(\mathbf{X}) = \text{ReLU}(\text{BatchNorm}(\text{Conv}(\mathbf{X}, \theta_l)))$ .

For *subnetwork pruning*, the prunable entity is the subnetwork (Figure 1),  $\alpha \in \mathbb{R}$  (i.e. one scaling factor per subnetwork). The output of the network is defined as  $h(\mathbf{X}_1, \mathbf{X}_2) = f(\mathbf{X}_1) + \mathbf{X}_2$  where  $f(\mathbf{X}_1)$  is the output of the subnetwork.

**Differentiable Masks** The mask function  $I(\alpha)$ , equation (1), returns either 0 or 1 based on the value of  $\alpha$  in comparison to the threshold value  $t \approx 10^{-5}$ . Within the loss function, we apply  $\ell_1$  regularization on  $\alpha$  to enforce sparsity over each of the pruning entities. The primary reason for using  $I(\alpha)$  is to ensure that the pruning happens while training.  $\ell_1$  regularization does not push the value to be exactly 0, but very close to 0, and  $I(\alpha)$  is used for numerical error correction. Moreover, instead of using the regular  $\ell_2$  regularization of the weights for preventing over-fitting, we make use of a modified  $\ell_2$  regularization. The purpose is to ensure the weights that are already pruned do not contribute to the loss, unless the weights are rejuvenated through the differentiable masks. The final loss function can be defined

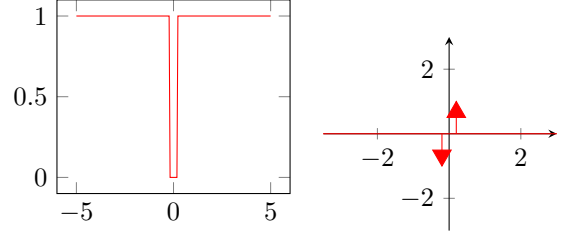


Figure 2: Original mask function (left) and its derivative (right).

as follows:

$$J(\theta, \alpha) = C(\theta, \alpha) + \lambda_1 \sum_{l \in L} \|\alpha_l\|_1 + \lambda_2 \sum_{l \in L} \|I(\alpha_l)\theta\|_2^2 \quad (3)$$

The differentiable mask function is used in this case instead of a direct hard thresholding of the scaling factors such that the network learns to prune and un-prune filters. Moreover, the advantage of thresholding while training is that the network learns to adjust its weights while maintaining its stability through the learning process. Therefore, as pruning is gradual as opposed to doing it all-at-once, the network has more flexibility to learn using a reduced number of parameters.

In Figure 2, the mask function is non-differentiable at two points and the overall gradient remains zero except at the threshold. So if we use the derivative of this hard-thresholding function during back-propagation, the scaling factors will not get updated. Approximating derivatives which provides gradients everywhere, mimics an STE, and

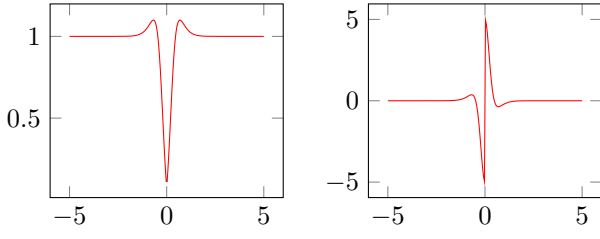


Figure 3: Approximated mask function (left) and its derivative (right).

is a common practice in the deep learning compression field. It has been shown that having a continuous smooth approximation function close to the original one instead of a plain STE helps learning. Therefore, we use the approximation of this mask function from the first derivative of foothill function (Belbahri et al. 2019) and use its derivative (Figure 3) in back-propagation to provide better gradient flow. Empirically, we also see that this approximation performs better than the simple STE. The equation below is the first derivative of the foothill function with  $\alpha = 1$  and then we take the absolute value of this equation to obtain Figure 3. For the backward pass, the derivative of the equation (4) is used as an approximation.

$$f(x, \beta) = \alpha \tanh\left(\frac{\beta x}{2}\right) + \frac{1}{2}\alpha\beta x \operatorname{sech}^2\left(\frac{\beta x}{2}\right) \quad (4)$$

To summarize:

1. Based on the value of  $\alpha$ , the prunable entity will either be retained or pruned as training proceeds.
2. Through the training of the network, the prunable entity can be recovered through the differentiable masks.
3. The function,  $I(\alpha)$  is used as a numerical error correction of  $\alpha$  because  $\ell_1$  penalty does not push the value to be exactly 0.
4. A smoother version of the mask function is used as an extension of the foothill function derivative to improve gradient flow and making it differentiable.

### Pruning ratio control

Currently, our technique controls the amount of filters to be pruned solely based on the regularization constant. To provide better control in terms of number of parameters, we define our new optimization problem as follows,

$$\begin{aligned} J^* &= \min_{\Theta} J(\Theta) \\ \text{subject to } r(\theta_l) &= c \end{aligned} \quad (5)$$

where  $r(\theta_l)$  is the pruned ratio of our model  $M$  given  $c$ , the target ratio. The equality constraints being discrete, we minimize a soft-version via a regularizer  $\mathcal{R}_{pr}$  based on the differentiable masks which is a non-convex differentiable version

of  $\ell_0$ -norm,

$$\begin{aligned} J(\theta, \alpha) &= C(\theta, \alpha) + \lambda_1 \sum_{l \in L} \|\alpha_l\|_1 + \mathcal{R}(\theta) \\ &+ \max\{0, \mathcal{R}_{pr}(\alpha)\} \\ &= C(\theta, \alpha) + \mathcal{R}(\theta) + \lambda_1 \sum_{l \in L} \|\alpha_l\|_1 \\ &+ \max\left\{0, \lambda_3 \left(\frac{1}{K} \sum_{l \in L} \|I(\alpha_l)\|_1 - c\right)\right\}. \end{aligned} \quad (6)$$

Note that  $K$  is the total number of filters in  $M$  and that  $\mathcal{R}_{pr}$  is deactivated whenever it reaches the target ratio  $1-c$ . Without loss of generality, we can still apply  $\ell_1$  regularization on the scaling factors to push them further close to zero. In practice, however, we remove the  $\ell_1$  penalty when we reach the target ratio. As a result, it provides an opportunity for the network to rejuvenate pruned entities to maintain the pruning ratio. Moreover, this indirectly assists to satisfy the equality constraint mentioned previously.

Hyper-parameters mentioned above such as  $\lambda_1$ ,  $\lambda_2$ ,  $\lambda_3$  need to be tuned to obtain results that compete with state of the art. However, we recommend to use hyper-parameter optimization techniques to help searching for the best values of these hyper-parameters if maximum accuracy is the target.

## Results

We report results on a vision and a natural language processing task. For the vision task, we report the results on CIFAR-10 (Krizhevsky, Nair, and Hinton), a dataset commonly used to benchmark methodological approaches. This vision task involves predicting an image’s class between ten different categories. Similarly, to show the flexibility of our technique we use the IMDB (Maas et al. 2011) sentiment analysis dataset for sentiment classification, which involves classifying an input text as a positive or negative sentiment.

### Implementation details

**CIFAR-10:** The dataset consists of 50k training images and 10k testing images that belong to one of the ten classes. The images are 32x32 pixels with 3 channels for RGB. During training, we apply data augmentation by padding the images with 4 zeroes on each side then taking a random crop of 32x32 and randomly flipping them horizontally. During both training and testing, the inputs are normalized using mean = (0.4914, 0.4822, 0.4465) and std = (0.247, 0.243, 0.261) respectively. We first test our method and compare it with Network Slimming (NS) (Liu et al. 2017) on the same VGG-19 architecture for filter pruning. To have a fair comparison, we use the same hyper-parameters and trained the network in a similar setting. We train the network for 160 epochs using the SGD optimizer and an initial learning set to 0.1 and divided by ten at epochs 80 and 120. We perform sub-network and filter pruning on ResNet-56 (?), a specialized residual network for CIFAR-10 dataset that consists of three downsampling stages of 9 subnetworks (called a ResNet basic block), with each subnetwork consisting of two 3x3

convolution layers. We train the network for 170 epochs using the SGD optimizer with a momentum of 0.9 and a starting learning rate of 0.1, decayed by ten at epochs 80 and 160.  $\ell_2$ -regularization is applied on the weights with  $\lambda = 10^{-4}$ .  $\ell_1$ -regularization is applied on the scaling factors with  $\lambda = 10^{-3}$ . The threshold of the mask function is set to  $10^{-3}$  for subnetwork pruning and to  $10^{-4}$  for filter pruning. To show the versatility of DMP, we also show that it can be easily integrated with other compression techniques such as quantization. For our experimentation we chose to perform 8-bit quantization-aware training (?) coupled with filter pruning and subnetwork pruning using DMP.

**IMDB sentiment classification:** The IMDB movie review dataset consists of 25k train and 25k test reviews that are either positive or negative sentiment. The network consists of an embedding layer, an lstm layer (single stack) and a fully connected layer. We train a sentencepiece model for encoding the input dataset. The text is truncated if it exceeds 200 words. The vocabulary size used was 5k with embedding dimension 300 and hidden dimension 150.

To elaborate the node pruning within the LSTM, we use the below conventional LSTM cell with the internal work flow as shown below:

$$\begin{aligned} f_t &= \sigma(\mathbf{W}_f[h_{t-1}, x_t] + b_f) \\ i_t &= \sigma(\mathbf{W}_i[h_{t-1}, x_t] + b_i) \\ g_t &= \tanh(\mathbf{W}_g[h_{t-1}, x_t] + b_g) \\ o_t &= \sigma(\mathbf{W}_o[h_{t-1}, x_t] + b_o) \\ c_t &= f_t \odot c_{t-1} + i_t \odot g_t \\ h_t &= o_t \odot \tanh(c_t) \end{aligned}$$

So the parameters within the cell are 4 weight matrices (with a stacking for hidden and input state). We apply the node pruning within the cell as follows:

$$\begin{aligned} f_t &= \sigma(\alpha_f \odot I(\alpha_f) \odot (\mathbf{W}_f[h_{t-1}, x_t] + b_f)) \\ i_t &= \sigma(\alpha_i \odot I(\alpha_i) \odot (\mathbf{W}_i[h_{t-1}, x_t] + b_i)) \\ g_t &= \tanh(\alpha_g \odot I(\alpha_g) \odot (\mathbf{W}_g[h_{t-1}, x_t] + b_g)) \\ o_t &= \sigma(\alpha_o \odot I(\alpha_o) \odot (\mathbf{W}_o[h_{t-1}, x_t] + b_o)) \end{aligned}$$

The models were trained for 50 epochs with an initial learning rate of  $10^{-4}$  and divided by 10 at epoch 20.  $\ell_2$  regularization of  $10^{-4}$  was used in all experiments.

## Filter Pruning

For filter pruning, we show flexibility of our method for two sets of models, VGG-19 and ResNet-56. Compared to Network Slimming (NS) (Liu et al. 2017) using one iteration, DMP is able to prune more parameters  $\approx 8\%$  and floating-point operations  $\approx 30\%$  with only a negligible increase in test error +0.13 (Table 1). After five iterations of prune-then-finetune, NS obtains similar compression ratio as DMP at the cost of an increase in error of  $\approx 1.50\%$ . We can clearly see that the network benefits from being pruned while training as it only requires one iteration to achieve a similar compression ratio compared to five iterations of NS. Note that

we did not fine-tune the initial hyper-parameters when applying our method to have a side-by-side comparison, but with proper tuning we should be able to close the gap between our pruned model and the initial unpruned baseline. We further confirm this intuition on ResNet-56 (Table 2) for different set of  $\lambda_1$  values. For  $\lambda_1 = 10^{-4}$  to  $\lambda_1 = 10^{-3}$ , we can see a smooth transition for the number of pruned filters ranging from pruning ratios of 0.12 to 0.78 while the accuracy drop is relatively low with a delta of 0.70% to the baseline. We can further see the versatility of DMP when we apply 8-bit quantization with pruning. Even though the prune ratio is very close to the full-precision experiment with  $\lambda_1 = 10^{-4}$ , the quantized model size will be one-fourth the full-precision model. This is equivalent to having a prune ratio of 0.78, and a comparable accuracy with the most aggressive experiment using  $\lambda_1 = 10^{-3}$  (0.78 pruning ratio). We also evaluate our proposed control of pruning ratio regularizer on ResNet-56 with different target ratio 0.4, 0.6, 0.8 and compare the actual target ratio after training. We observe that number of remaining parameters are within the range of this target ratio constraint.

Method	Test error	Iters	Pruned Params	Pruned Flops
Baseline	6.01	1	-	-
NS	6.20	1	0.88	0.51
NS	7.73	5	0.98	0.88
DMP	6.33	1	0.96	0.80

Table 1: Model: VGG-19, Dataset: CIFAR-10, Pruning type: Filter Pruning.

Method	$\lambda_1$	Test Error	Pruned filters (Prune Ratio)
Baseline*	-	6.97	0/2032 (0.00)
Baseline (ours)	-	6.53	0/2032 (0.00)
DMP*	$10^{-4}$	6.81	264/2032 (0.12)
DMP	$5 \cdot 10^{-4}$	8.48	1227/2032 (0.60)
DMP	$10^{-3}$	9.50	1599/2032 (0.78)
DMP* 8-bit	$10^{-4}$	9.97	273/2032 (0.13)

Table 2: Model: ResNet-56, Dataset: CIFAR-10, Pruning type: Filter Pruning. Note: Baseline\* (?), DMP\*: comparable experiments.

## Subnetwork pruning

Subnetwork pruning can be seen as a generalization of architecture search, where in the context of DMP the related architecture search method is similar to DARTS (?). We evaluate the versatility of DMP on this task with ResNet-56 that consists of 27 subnetworks (ResNet basic blocks). We observe a smooth transition in the number of pruned subnetworks ranging from 5/27 to 17/27 while having a relatively low drop of  $\sim 1.3\%$  in accuracy. The resulting architecture for the experiment that pruned 17/27 blocks is 3, 2 and 5 subnetworks in the first, second and last stage respectively. A snapshot of scaling factors during the learning process is shown in Figure 4. Similar to filter pruning, 8-bit

quantization combined with subnetwork pruning using DMP achieves competitive results.

Method	$\lambda_1$	Test Error	Pruned filters (ratio)	Pruned sub-nets
Baseline*	-	6.97	-	0/27
Baseline (ours)	-	6.53	-	0/27
DMP	$10^{-3}$	7.10	320/2032	5/27
DMP	$5 \cdot 10^{-3}$	7.78	928/2032	12/27
DMP*	$10^{-2}$	8.34	1152/2032	17/27
DMP* 8-bit	$10^{-2}$	9.93	1152/2032	15/27

Table 3: Model: ResNet-56, Dataset: CIFAR-10, Pruning type: Subnetwork Pruning. Note: Baseline\* (?), DMP\*: comparable experiments.

### Filter versus sub-network pruning

For the ResNet56 architecture, we show the results of both filter (Table 2) and subnetwork (Table 3) pruning. The results indicate the flexibility and robustness of our technique with similar pruning results on filter and subnetwork pruning done independently on the same architectures. However, while comparing the effects of pruning and the overall accuracy, empirically, subnetwork pruning provides a slightly better trade-off between pruning and accuracy drop. This could potentially be due to the fact that pruning the whole subnetwork reduces the overall noise in the network and hence acts as a better regularizer.

### Node Pruning

For the node pruning technique within the LSTM, we compare our results to the baseline on the LSTM network and the results obtained show the versatility of the methodology on a text dataset, as shown in Figure 4.

Method	$\lambda_1$	Test Error	Pruned Params
Baseline	-	13.43	-
Baseline*	-	12.82	-
DMP	$10^{-2}$	13.61	0.90
DMP	$10^{-1}$	13.94	0.96

Table 4: Model: LSTM, Dataset: IMDB Sentiment Analysis, Pruning type: LSTM (Node) Pruning. Note: Baseline\* (?) with pre-trained Glove Embeddings.

Overall, DMP obtains competitive results on node, filter and subnetwork pruning on two different tasks applied on a variety of neural network architectures and showcases the potential and simplicity of the technique.

## Conclusion

We introduced DMP, a new technique that extends pruning on two directions: structured and unstructured. DMP induces sparsity that can be easily extended to prune weights,

nodes, vectors, filters and sub-networks. The main short-coming of pruning is to train the network properly with fewer parameters. We proposed to improve the training procedure by approximating the hard threshold gradient, and updating back-propagation accordingly. DMP provides the flexibility to recover pruned weights and improves the learning capacity of the pruned network during training. Additionally, DMP even shows its versatility through the ease of integration with a quantization technique. Here, we only focused on simple vision and natural language processing text tasks. We also conducted a few experiments on more complex vision and NLP tasks in which DMP shows a clear positive potential. Finally, if pruning entity is a sub-network, DMP can be regarded as a differentiable architecture search method.

## References

- Bartoldson, B.; Barbu, A.; and Erlebacher, G. 2018. Enhancing the regularization effect of weight pruning in artificial neural networks.
- Belbahri, M.; Sari, E.; Darabi, S.; and Nia, V. P. 2019. Foothill: A quasiconvex regularization function. *arXiv preprint arXiv:1901.06414*.
- Courbariaux, M.; Bengio, Y.; and David, J.-P. 2015. Binaryconnect: Training deep neural networks with binary weights during propagations. In *Advances in neural information processing systems*, 3123–3131.
- Darabi, S.; Belbahri, M.; Courbariaux, M.; and Nia, V. P. BNN+: improved binary network training. *CoRR* abs/1812.11800.
- Guo, Y.; Yao, A.; and Chen, Y. 2016. Dynamic network surgery for efficient dnns. In *Advances In Neural Information Processing Systems*, 1379–1387.
- Han, S.; Pool, J.; Tran, J.; and Dally, W. J. 2015. Learning both weights and connections for efficient neural networks. *CoRR* abs/1506.02626.
- He, Y., and Han, S. 2018. ADC: automated deep compression and acceleration with reinforcement learning. *CoRR* abs/1802.03494.
- Huang, Z., and Wang, N. 2018. Data-driven sparse structure selection for deep neural networks. 304–320.
- Hubara, I.; Courbariaux, M.; Soudry, D.; El-Yaniv, R.; and Bengio, Y. 2016. Binarized neural networks. In *Advances in neural information processing systems*, 4107–4115.
- Kim, J.; Park, C.; Jung, H.; and Choe, Y. 2019. Differentiable pruning method for neural networks. *CoRR* abs/1904.10921.
- Krizhevsky, A.; Nair, V.; and Hinton, G. Cifar-10 (canadian institute for advanced research).
- LeCun, Y.; Denker, J. S.; and Solla, S. A. 1990. Optimal brain damage. 598–605.
- Li, H.; Kadav, A.; Durdanovic, I.; Samet, H.; and Graf, H. P. 2016. Pruning filters for efficient convnets. *CoRR* abs/1608.08710.

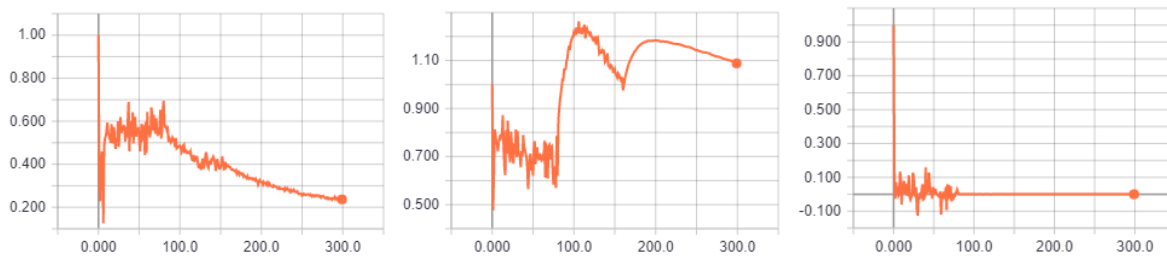


Figure 4: The training process of 3 scaling factors for subnetwork pruning. As one scaling factor gets pruned, another scaling factor compensates for the instability caused and increases in magnitude. The rightmost figure also shows the scaling factor rejuvenating throughout the training process and finally pruned at epoch 80.

Liu, Z.; Li, J.; Shen, Z.; Huang, G.; Yan, S.; and Zhang, C. 2017. Learning efficient convolutional networks through network slimming. *CoRR* abs/1708.06519.

Luo, J.-H.; Wu, J.; and Lin, W. 2017. Thinet: A filter level pruning method for deep neural network compression. *arXiv preprint arXiv:1707.06342*.

Maas, A. L.; Daly, R. E.; Pham, P. T.; Huang, D.; Ng, A. Y.; and Potts, C. 2011. Learning word vectors for sentiment analysis. In *Proceedings of the 49th Annual Meeting of the Association for Computational Linguistics: Human Language Technologies*, 142–150. Portland, Oregon, USA: Association for Computational Linguistics.

Mittal, D.; Bhardwaj, S.; Khapra, M. M.; and Ravindran, B. 2018. Recovering from random pruning: On the plasticity of deep convolutional neural networks. *CoRR* abs/1801.10447.

Qiao, S.; Lin, Z.; Zhang, J.; and Yuille, A. 2018. Neural rejuvenation: Improving deep network training by enhancing computational resource utilization. *arXiv preprint arXiv:1812.00481*.

Wen, W.; Wu, C.; Wang, Y.; Chen, Y.; and Li, H. 2016. Learning structured sparsity in deep neural networks. *CoRR* abs/1608.03665.

Yu, J.; Lukefahr, A.; Palframan, D.; Dasika, G.; Das, R.; and Mahlke, S. 2017. Scalpel: Customizing dnn pruning to the underlying hardware parallelism. *SIGARCH Comput. Archit. News* 45(2):548–560.

Zhou, Z.; Zhou, W.; Hong, R.; and Li, H. 2018. Online filter weakening and pruning for efficient convnets. 00:1–6.

Zhuang, Z.; Tan, M.; Zhuang, B.; Liu, J.; Guo, Y.; Wu, Q.; Huang, J.; and Zhu, J. 2018. Discrimination-aware channel pruning for deep neural networks. *CoRR* abs/1810.11809.