

Semantic Foreground Inpainting from Weak Supervision

Chenyang Lu and Gijs Dubbelman

Abstract—Semantic scene understanding is an essential task for self-driving vehicles and mobile robots. In our work, we aim to estimate a semantic segmentation map, in which the foreground objects are removed and semantically inpainted with background classes, from a single RGB image. This *semantic foreground inpainting* task is performed by a single-stage convolutional neural network (CNN) that contains our novel *max-pooling as inpainting* (MPI) module, which is trained with weak supervision, *i.e.*, it does not require manual background annotations for the foreground regions to be inpainted. Our approach is inherently more efficient than the previous two-stage state-of-the-art method, and outperforms it by a margin of 3% IoU for the inpainted foreground regions on Cityscapes. The performance margin increases to 6% IoU, when tested on the unseen KITTI dataset. The code and the manually annotated datasets for testing are shared with the research community at <https://github.com/Chenyang-Lu/semantic-foreground-inpainting>.

I. INTRODUCTION

Semantic segmentation [1], [2], [3], [4], [5] has been well investigated in recent years with the advances of deep convolutional neural networks (CNNs). The traditional semantic segmentation task is formulated as assigning a specific pre-defined semantic label to each pixel in an image, which is performed solely on the 2-D image domain. Arguably, vanilla semantic segmentation on the 2-D image is insufficient for the understanding of 3-D scenes. For example, for autonomous driving, foreground objects such as vehicles and pedestrians can occlude the road, thus inhibit the reasoning of the complete road layout and further navigation and planning tasks.

Intuitively, humans are able to reason and obtain more information than CNNs from a single image. For example, if a vehicle is observed, one can still reason that the road exists under and behind that vehicle, even though these regions are occluded. The ability of occlusion reasoning can evidently improve the intelligence of autonomous agents, while it cannot be easily realized by a canonical semantic segmentation CNN that is trained with strong pixel-wise supervision. This is mainly because: 1) a large number of foreground removed ground truth samples would be required for supervised training, and 2) the manual annotation of the occluded regions is a challenging task especially when the scene is complicated and the occluded regions are relatively large.

The most recent and relevant work focusing on *semantic foreground inpainting*, *i.e.*, separating and removing fore-

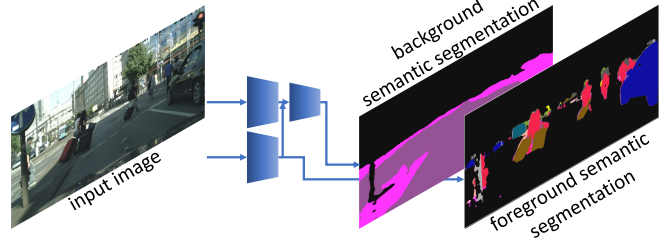


Fig. 1. System overview. Our network is able to segment out the foreground objects (binary or optionally multi-class), and simultaneously inpaint the semantic scene behind these foreground objects with background classes (road, sidewalk, and other rigid world).

ground objects from the background and semantically inpainting with background classes, is [6]. It performs foreground removal in the RGB image domain as a coarse pre-processing step, using automatically generated random rectangular masks to construct weak supervision at occluded regions. This method is detailed in Section II as one of the baseline methods. In contrast, our approach, introduced in Section III, utilizes the *novel max-pooling as inpainting* (MPI) module, which enables explicit nearby background feature inpainting and facilitates complementary weak supervision without the need for human annotations. In Section IV, we perform extensive experiments on Cityscapes [7] and KITTI [8] datasets using our manually annotated test samples, which are shared with the research community.

To summarize, we make the following contributions:

- A novel architecture, for *semantic foreground inpainting*, whose performance surpasses state-of-the-art.
- Our novel *max-pooling as inpainting* (MPI) module for improving the foreground semantic inpainting task, which can be inserted into any CNN without blocking the gradient flow during training.
- We publicly release our annotated test samples for the Cityscapes [7] and KITTI [8] datasets, to facilitate further research.

II. RELATED WORK

Semantic segmentation: CNNs are widely used in image semantic segmentation [1], [2], [3], [4], [5], and most frameworks are adapted from the fully convolutional network (FCN) [4]. Segmentation networks often utilize the convolutional feature encoder from backbone networks such as VGG [10] and ResNet [9]. Another network architecture named SegNet [1] adapts the insight of auto-encoders, with the convolutional feature encoder and decoder being symmetric. Current research also indicates that segmentation can be

¹Chenyang Lu and Gijs Dubbelman are with the Mobile Perception Systems research lab of the SPS/VCA group, Dept. of Electrical Engineering, Eindhoven University of Technology, The Netherlands. {c.lu, g.dubbelman}@tue.nl

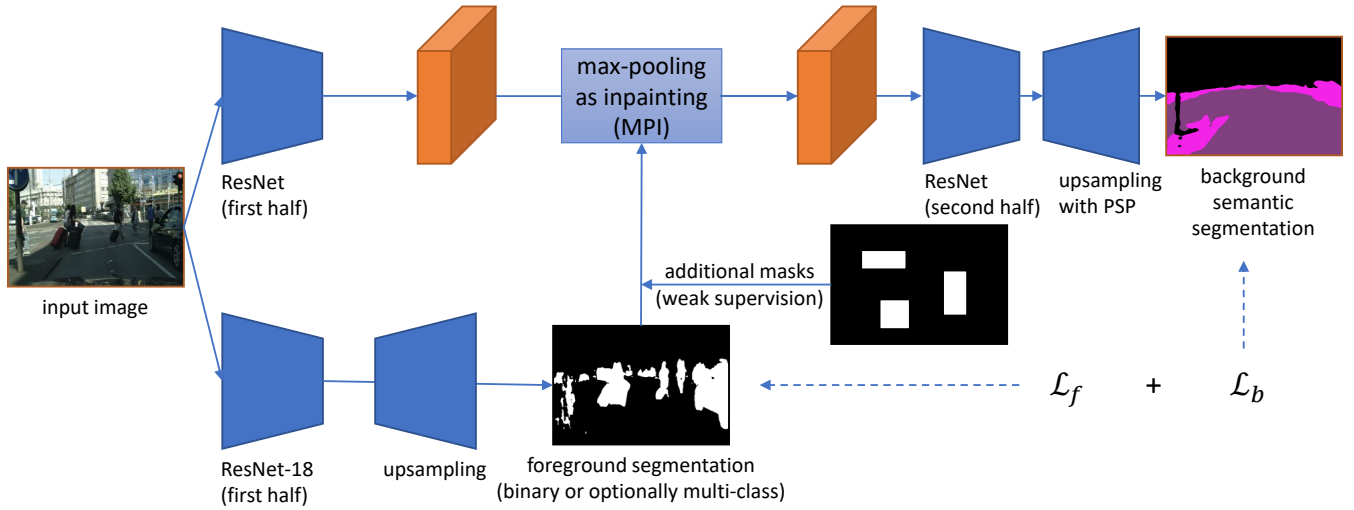


Fig. 2. Network overview. The upper part of the network, which performs the semantic foreground inpainting task, is derived from a state-of-the-art semantic segmentation network, *i.e.*, PSPNet [5] with the ResNet (-18, -50, *etc.*) [9] backbone. Note that the backbone is divided into two parts, with a max-pooling as inpainting (MPI) module inserted in the middle. The lower part is a lightweight network (the first half of ResNet-18 with an upsampling module) that segments out the binary foreground objects, which are required by the MPI module in parallel. Two losses are applied during training. Please see Section III for more details.

enhanced by applying conditional random fields (CRFs) as post-processing [2], [11] or using additional adversarial training strategies [12], [13]. The difference between the canonical semantic segmentation task and our task is that, besides performing segmentation at background regions, the system needs to hallucinate the semantic background scene behind the foreground objects, which is non-trivial for canonical pixel-wise fully-supervised segmentation approaches.

Image inpainting: Image inpainting [14] aims to recover the missing regions of an image given the surrounding context information. CNNs enable the possibility of image inpainting with large missing areas, as they can extract abstract semantic information from the observable context. The Context Encoder (CE) [15] network is proposed to inpaint the image with large rectangular areas missing at the image center by applying reconstruction and adversarial loss [16] in training. CE-like networks [17], [18], [19], [20], [21] are proposed with additional discriminative networks applied on locally missing regions or the entire image in a patch-wise manner, which are able to perform inpainting with regions missing at arbitrary positions. The aforementioned approaches are all performed on regular RGB images, and they are trained and tested under the condition that the complete ground truth for the regions to be inpainted is available. However, in our task, the ground truth is not available and the inpainting task should be performed with a domain shift, *i.e.*, from RGB images to semantic maps.

Beyond pixel-wise observation: Less research has been carried out for scene reasoning beyond the observed pixels and behind the foreground objects. In [22], [23], the authors propose a system that transforms front-view images into top-view grids, with the observable grid cells completed using hallucination as the second step. Uittenbogaard *et al.* [24] propose to remove and inpaint the moving objects in

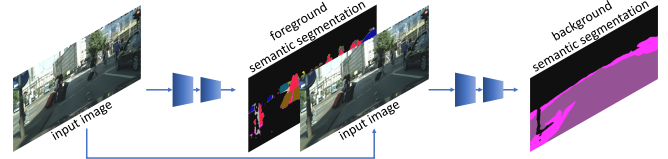


Fig. 3. Overview of the baseline [6], which is composed of two stages.

street-view imagery, using the background from temporal context information in the video. It relies on extra video data and cannot remove movable objects that are static. Towards semantic scene understanding that requires fewer dependencies, Liu *et al.* [25] propose a system to hallucinate a depth map and a semantic map, given an RGB image and a noisy, incomplete depth map, which is able to remove the foreground objects. However, the removal is performed based on the output of a traditional semantic segmentation map, and requires additional depth information and a planar world assumption.

Closer to our work, Schuler *et al.* [6] propose a CNN to conduct the semantic foreground inpainting task. This method, which is the current state-of-the-art, uses a modified semantic segmentation network, *i.e.*, PSPNet [5]. It assumes that the foreground objects are always available and are masked out in the corresponding input RGB images. Furthermore, with the ground truth for the masked regions unavailable, a direct supervision on the occluded regions is not possible. Thus, extra random rectangular foreground masks are generated and applied on the input image during training, to provide extra supervision at foreground regions. This approach, which is treated as the main baseline in our work, still requires the foreground masks at the input, resulting in a two-stage pipeline with the first stage computing the foreground masks, see Figure 3. It can be claimed that a two-

stage segmentation and inpainting framework is sub-optimal in terms of efficiency, compared to a single-stage approach like ours.

III. METHODOLOGY

We introduce the proposed method for the semantic foreground inpainting task, which is able to infer the semantic scene without foreground objects in a single-stage network, using the novel *max-pooling as inpainting* module.

A. Semantic foreground inpainting

Given a regular input image, the task is composed of three parts: 1) semantic segmentation of the foreground objects, 2) scene hallucination at the regions which are occluded by the foreground objects, and 3) semantic segmentation of the entire image including the occluded regions. Although semantic segmentation [1], [2], [3], [4], [5] and image inpainting [17], [18], [19], [20], [21] are well investigated recently, this task is non-trivial and contains several challenges. First, the canonical image inpainting task is solved with the region to be inpainted and its corresponding ground truth available, while in our case, it is not possible to obtain massive ground truth which is occluded by foreground objects. Second, the inpainting task is often solved within the same domain, *e.g.*, the input and output are both RGB images, while our task performs domain transition from RGB images to semantic maps. Third, the inpainting approach usually requires the indication of the regions to be inpainted as input, which results in a complicated two-stage processing pipeline.

B. Single-stage inpainting

Unlike the baseline approach [6], in which masks of the foreground objects need to be provided as input, we propose to segment the foreground objects and semantic foreground inpainting simultaneously in parallel, as illustrated in Figure 2.

The upper part of Figure 2, *i.e.*, the main branch of the network, is derived from a canonical semantic segmentation CNN with multiple backbones, *e.g.*, a ResNet-50 [9] based PSPNet [5] as in [6]. Compared to the baseline [6], the differences include: 1) the foreground objects mask is provided at the middle of the network, instead of at the input, and 2) an additional intermediate feature process is performed by the proposed MPI module. The lower part of Figure 2, *i.e.*, the auxiliary branch, represents a lightweight CNN which outputs the segmentation of the foreground objects, with the predictions processed in the middle of the main branch. Thus, the foreground segmentation and the early stage of the main network can perform their computations in parallel, which is not the case in the baseline [6].

With this, the semantic foreground inpainting task can be achieved with a single-stage computational efficient network, instead of a pipeline with two separate networks in sequence. Please note that the auxiliary branch's encoder can be further shared with the main branch, to improve the efficiency with some performance degradation. Also, the predicted foreground segmentation can be extended with multiple classes,

Algorithm 1: max-pooling as inpainting (MPI)

Input: F_{raw} : intermediate feature map, M : binary foreground mask with 1 being background.
Output: $F_{inpainted}$: inpainted feature map.
 $M = \text{max-pooling}(M)$;
 $F_{background} = F_{raw} * M$;
 (* denotes element-wise multiplication)
 $F_{patch} = \text{zero tensor with size same as } F_{background}$;
 $M_{old} = M$;
while 0 exists in M_{old} **do**
 $F_{background} = \text{max-pooling}(F_{background})$;
 $M_{new} = \text{max-pooling}(M_{old})$;
 $F_{patch} += (M_{new} - M_{old}) * F_{background}$;
 $M_{old} = M_{new}$;
 $F_{inpainted} = F_{raw} * M + F_{patch}$;

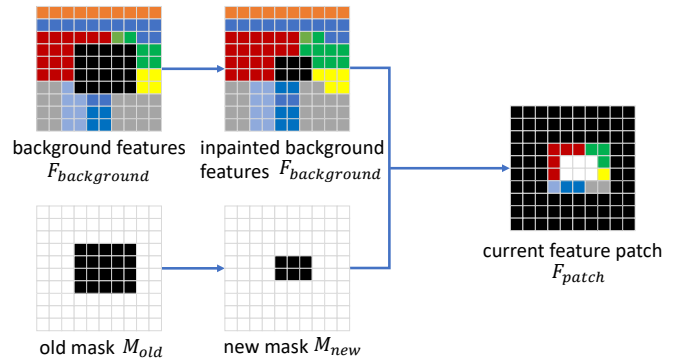


Fig. 4. A visualized example of a single iteration in the loop of Algorithm 1. The binary foreground mask and the background features with foreground region blacked out are simultaneously processed by a canonical max-pooling operation, with kernel size 3, stride 1, and padding 1. The updated features can then be tracked by comparing the difference between the old and new foreground masks, which is referred to as a feature patch. After the final iteration, the patches for each iteration are accumulated and used for the final inpainted feature map.

which is not considered in our experiments, as the MPI module requires binary foreground maps and this work is focusing on the quality of the inpainted background.

C. Max-pooling as inpainting

The key contribution of our work is the *max-pooling as inpainting* module. This module takes an intermediate feature map and a corresponding predicted foreground mask as inputs, and outputs a new feature map with the foreground region inpainted with nearby features. This module, which can be inserted into any CNN at any position without blocking the gradient flow, and is constructed from default tensor operations available in all neural network frameworks, improves and enriches the intermediate features for the task of semantic foreground inpainting. The MPI module is mainly realized by a canonical max-pooling operation, in an iterative manner. The formal definition can be found in Algorithm 1 and a visualization of a single iteration is provided in Figure 4.

Inspired by the traditional morphological operations and

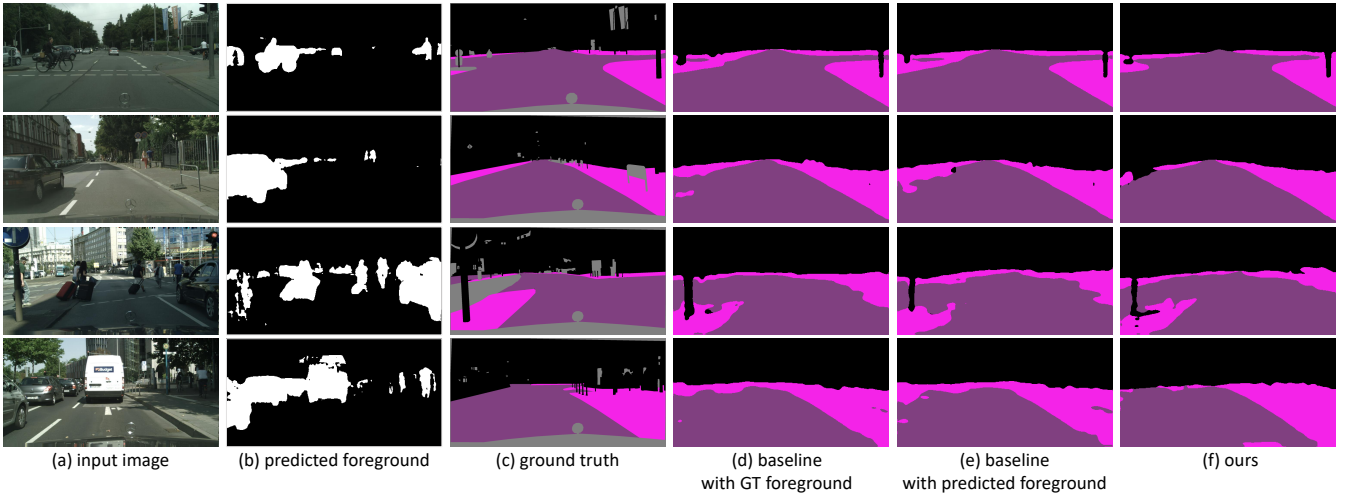


Fig. 5. Qualitative results of different methods tested on the Cityscapes dataset. (a) is the input RGB image, (b) is the predicted foreground mask by our network, (c) is the manually annotated segmentation of the background, (d)-(f) are the results of the different methods.

TABLE I
QUANTIFIED PERFORMANCE OF THE PROPOSED APPROACH AND THE BASELINE.

method	backbone	mask used	number of stages	IoU (all region)	IoU (foreground region)
<i>baseline [6]</i>	ResNet-18	<i>ground truth</i>	<i>two</i>	82.0	58.8
baseline [6]		predicted	two	81.5	57.9
ours		predicted	one	82.3	60.0
<i>baseline [6]</i>	ResNet-50	<i>ground truth</i>	<i>two</i>	82.4	58.1
baseline [6]		predicted	two	82.2	57.8
ours		predicted	one	83.2	60.8

nearest neighbor inpainting techniques in computer vision, the MPI module aims to explicitly provide extra features at the foreground regions, instead of implicitly learning it as in [6]. Given a binary mask M with 1 representing the background (either predicted or ground truth), we first black out the features at the foreground regions in the raw intermediate feature maps F_{raw} , and obtain a new feature map $F_{background}$ that only contains the background features. Then, a regular max-pooling layer (with kernel size 3, stride 1, and padding 1) is applied iteratively on the background feature map $F_{background}$. With this process, the nearby background features are shifted into the foreground regions step by step. In the meantime, M is pooled simultaneously with the $F_{background}$ and compared with the previous mask M_{old} to localize the pixels that are updated in the current iteration. By doing this, a new feature map F_{patch} can be maintained, and finally combined with the original F_{raw} for an inpainted feature map $F_{inpainted}$, using the index of the original foreground mask M . The inpainted feature map $F_{inpainted}$ can then be processed further by canonical convolutional operations without blocking the gradient flow at the background regions. We apply an extra max-pooling operation on the foreground masks before the main process, to eliminate the effect of features at boundary regions. From the experiments, presented in Section IV, we empirically found that the MPI module is best inserted after the second

block of the used ResNet feature extractor.

D. Weak supervision

As mentioned in Section III-A, an important challenge of the semantic foreground inpainting task is that the ground truth of the occluded background is usually not available for training, which means a direct supervision on the inpainted regions cannot be applied. In [6], additional random rectangular masks are applied onto the input RGB images along with the *real* foreground masks. By creating *fake* foreground masks, the corresponding background ground truth becomes available for supervised training, even though the *true* foreground regions are ignored in the cross entropy loss.

In our approach, the supervision for the inpainted foreground regions is realized in two different manners. The first one is similar to the aforementioned *fake* foreground mask generation of the baseline [6]. The only difference is that, in our case, the foreground masks are applied on the intermediate feature maps right before the MPI module. On top of this, an additional implicit “supervision” is applied in our method, which is enabled by the usage of our MPI module.

This is because, after the MPI module, the features at the foreground regions are shared with nearby background features, and the consecutive part of the network is trained to respond to background features by a strong supervision




Fig. 6. Qualitative results of different methods, which are trained on the Cityscapes dataset, and tested on the KITTI semantic dataset. (a) is the input RGB image, (b) is the predicted foreground mask by our network, (c) is the manually annotated segmentation of the background, (d)-(f) are the results from the tested methods. Note that the performance is degraded due to the domain gap between Cityscapes and KITTI datasets.

from ground truth labels. Using the MPI module, although the foreground regions are without explicit supervision, the network is able to provide reasonable background predictions at these foreground regions, as the same feature responses are directly learned by the supervision of background segmentation at non-occluded regions. This background feature inpainting and shifting, realized by the MPI module, can be seen as an implicit “supervision”. The ablation study to validate this is provided in the experiments.

As for the supervision of the network training, two losses are used, namely foreground segmentation loss \mathcal{L}_f (binary cross entropy), and *partial* background segmentation loss \mathcal{L}_b (multi-class cross entropy with the foreground regions ignored). The complete loss is

$$\mathcal{L} = \mathcal{L}_f + \mathcal{L}_b. \quad (1)$$

We do not apply balancing weights on the two losses as they are relatively independent during training.

IV. EXPERIMENTS

We perform a series of experiments to illustrate the advantages of the proposed approach for semantic foreground inpainting, as well as the effectiveness of the MPI module. We first introduce the detail settings of the experiments and then discuss the following experimental results:

- **Performance evaluation:** We evaluate and compare the performance of our method with that of the existing state-of-the-art approach [6], using the Cityscapes [7] dataset.
- **Generalizability evaluation:** To validate the generalizability of our approach, the networks trained on Cityscapes are tested on the KITTI semantics [8] dataset, which is not used during training.
- **Ablation studies:** We train the proposed network with different conditions of the MPI module, to validate its claimed functionalities.

A. Datasets, training details, and metrics

Datasets: We use the Cityscapes dataset [7] as the primary dataset as it provides sufficient finely annotated segmentation

TABLE II
QUANTIFIED PERFORMANCE OF THE PROPOSED APPROACH AND THE BASELINE EVALUATED ON THE UNSEEN KITTI DATASET.

method	backbone	mask used	IoU(all)	IoU(foreg)
baseline [6]	ResNet-18	ground truth	60.8	40.9
baseline [6]		predicted	57.4	37.8
ours		predicted	59.4	39.2
baseline [6]	ResNet-50	ground truth	61.2	42.6
baseline [6]		predicted	58.5	39.3
ours		predicted	61.1	45.3

samples. We use the 2975 images in the training set for weakly supervised training. Note that during validation and testing, the ground truth background segmentation at the foreground regions is required. Thus, 500 images in the original Cityscapes validation set are manually annotated at the foreground regions, with the first 100 samples used as the validation set and the remaining 400 samples used as the test set. Furthermore, we use KITTI [8] semantic dataset, which contains 200 images with publicly available semantic annotation to verify the generalizability of different methods, with the foreground regions also manually annotated with background classes by us. For the sake of efficiency, if not indicated otherwise, we downsize the images to a height of 256 pixels. Note that in our task, all the classes within the category of “human” and “vehicle” are defined as foreground objects. We also simplify the definition of the semantic background to three classes, namely *road*, *sidewalk*, and *other rigid world*. This is because the scene behind the foreground objects is relatively difficult to manually annotate. All the manual annotations are made publicly available to facilitate future research by the community.

Training details: We use the same conditions and hyperparameters as much as possible for the baseline and our method, for a fair comparison. Following the setting of [6], we compare different methods based on the PSPNet [5] in the main experiments with two backbones, namely ResNet-18 and ResNet-50 [9]. As mentioned in III-A and III-D, both baseline and our method require a random foreground mask

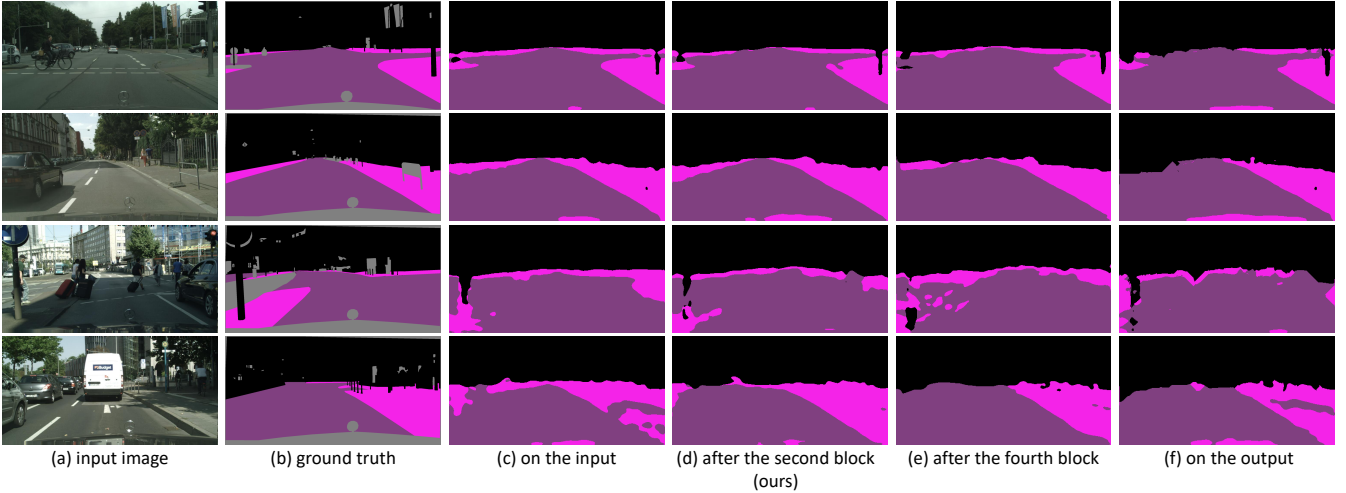


Fig. 7. Qualitative comparison of our approaches when the MPI module is applied in the different position of the network. (a) is the input RGB image, (b) is the manually annotated segmentation of the background, (c)-(f) are the cases that MPI is applied on the input RGB image, after the second convolutional block (ours), after the fourth convolutional block, and on the logits output, respectively.

generation process. In the experiments, 3 random rectangular masks are generated for each sample, with the height and width randomly sampled from 0.1 to 0.4 of the corresponding image’s (feature map’s) height and width. We observe that variance of the number and size of the masks has little effect on the performance. To train the network, We use Adam [26] optimizer with the initial learning rate = 0.0001, $\beta_1 = 0.6$, $\beta_2 = 0.9$, and weight decay = 0.0001. We train both networks for 50 epochs, with batch size 8 (4 when using ResNet-50). The learning rate is decayed by 0.1 for every 20 epochs. All the experiments are performed using Pytorch [27]. Our code is made publicly available.

Metrics: Since the prediction is with the same format as semantic segmentation task, we evaluate the results in terms of the commonly used mean intersection-over-union (IoU). Two kinds of mean IoUs are computed for each method: mean IoU of the entire image, and mean IoU of the inpainted foreground regions, which are referred as *all region IoU* and *foreground region IoU*, respectively. We take the foreground region IoU as the primary metric and the other one is for checking that the network does not degrade performance for the background. The recorded performances are averaged over the last five training epochs to eliminate small fluctuations.

B. Performance evaluation

The results of the main experiment are presented in Table I, with the qualitative results shown in Figure 5. For each backbone network, our approach is compared with the baseline [6] that blacks out the foreground objects region on the input images using two different masks: the ground truth foreground mask, and the predicted foreground mask. The predicted foreground masks are generated by our auxiliary network for a fair comparison. Using either backbone network, our approach outperforms the baseline by a margin in both metrics. Compared with the baseline with

TABLE III
QUANTIFIED PERFORMANCE OF THE PROPOSED APPROACH WITH THE MPI MODULE INSERTED AT DIFFERENT POSITIONS.

MPI position	IoU (all)	IoU (foreground)
on the input	81.8	58.4
after the second block (ours)	82.3	60.0
after the fourth block	82.5	58.9
on the output	81.5	54.0

predicted ground foreground masks, our approach is 3.5% and 1.5% better at the foreground regions, using ResNet-18 and ResNet-50, respectively. It is worth to note that, even using the ground truth foreground masks, the baseline is still inferior to our approach that uses the self-contained predicted foreground masks.

Besides the quantitative performance, it must be said that our approach is inherently more efficient: the baseline is a two-stage system as it requires a predicted foreground mask at the input. However in our case, the predicted foreground mask is self-contained and can be computed in parallel with the main branch of the network, which results in a single-stage pipeline.

C. Generalizability evaluation

Using the previously trained networks, we feed the unseen KITTI images and evaluate the performance of the two approaches. The results are presented in Table II and Figure 6. Both approaches are able to provide acceptable results, with the absolute values of the *all region IoU* and *foreground region IoU* degraded. This is expected, due to the domain gap between Cityscapes [7] and KITTI [8].

Overall, compared with Table I, a similar conclusion can be drawn from Table II. Under a fair comparison, *i.e.*, baseline with predicted masks *v.s.* ours, we outperform the baseline by a large margin in every metric, especially when

TABLE IV

QUANTIFIED PERFORMANCE OF THE PROPOSED APPROACH WITH/WITHOUT THE MPI MODULE, UNDER THE DIFFERENT CONDITIONS OF THE INPUT IMAGE RESOLUTION AND THE USAGE OF ADDITIONAL RANDOM MASKS DURING TRAINING.

input image size	additional random masks	with MPI		without MPI	
		IoU (all region)	IoU (foreground region)	IoU (all region)	IoU (foreground region)
256*512	off	81.8	57.1	81.7 (-0.1)	55.3 (-1.8)
256*512	on	82.6	60.3	82.7 (+0.1)	60.1 (-0.2)
384*768	on	84.0	61.1	83.6 (-0.4)	58.8 (-2.3)
512*1024	on	84.5	61.2	84.0 (-0.5)	58.5 (-2.7)

using ResNet-50 as the backbone (+6% foreground region IoU). When the baseline uses the ground truth foreground segmentation as inputs, which is an unfair comparison, our approach still outperforms the baseline by 2.7% foreground region IoU when using ResNet-50 as the backbone. This shows the generalizability of our approach.

D. Ablation studies

We perform more comprehensive experiments to further validate the proposed MPI module.

Where to insert the MPI module: As mentioned previously, the MPI module can be inserted into a CNN at an arbitrary position. Thus, it is worth to investigate the effect when changing its applied position. In this ablation study, four different positions are tested: 1) on the input images, 2) after the second block of the ResNet feature extractor (ours), 3) after the fourth block of the ResNet feature extractor, and 4) on the final logits predictions. Please note that the position change of the MPI module is non-trivial, especially when applying the MPI on the input image or final logits predictions. The former can be seen as an entirely new baseline method that applies traditional nearest-neighbor image inpainting as pre-processing, and then trains a canonical CNN for the semantic foreground inpainting task. The latter can be seen as another baseline method that applies the nearest-neighbor inpainting as post-processing after a canonical semantic segmentation CNN.

The quantitative results are presented in Table III with qualitative results in Figure 7. Compared with the method that applies the MPI module after the fourth block (right before the PSP module and up-sampling), our approach exhibits better performance in terms of foreground region IoU by 1.1%, although with 0.2% loss in all region IoU. As for the other two approaches that perform the nearest-neighbor inpainting on the input images or logits predictions, we show that our approach surpasses them even further: the margin is 0.5% and 0.8% for all region IoU and 1.6% and 6.0% for foreground region IoU, respectively. In conclusion, our setting, which applies the MPI module after the second block of the ResNet backbone, achieves the optimal overall performance.

Max-pooling as inpainting v.s. naive blacking out: To investigate the effect of the MPI module, we perform the control experiments on the functionality of the MPI module. When disabling the MPI module, instead of inpainting the feature maps at the foreground regions, we simply black

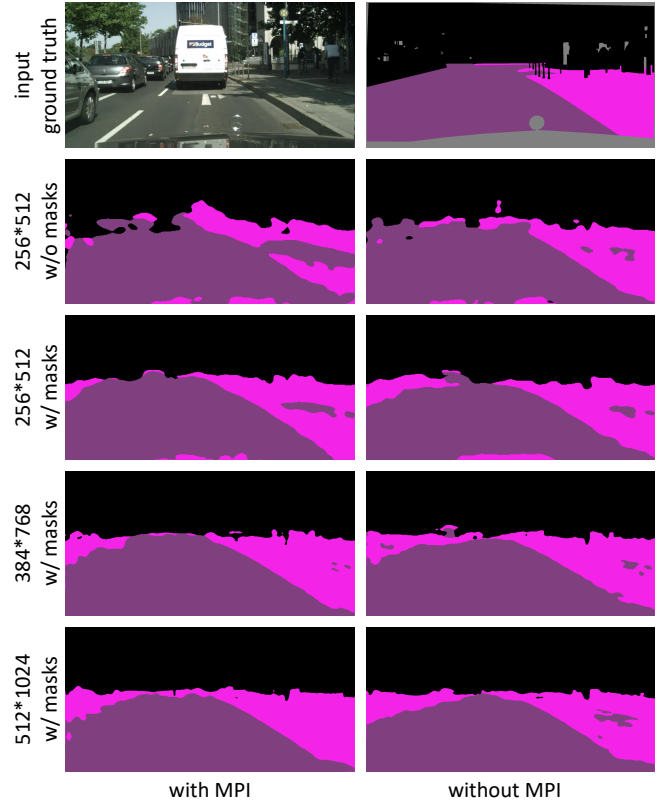


Fig. 8. Visualized comparison of our approach conditioned on weather the MPI module is enabled. Different image resolutions and the effect of applying additional random masks are tested. Only one sample is presented due to the space limitation. Quantitative results are listed in Table IV.

out these regions (set all foreground feature values to zero). Three image resolutions are tested using the ResNet-18 backbone. Moreover, we also compare two cases when the additional random rectangular masks are disabled. All the other conditions are the same, and in this experiments we use the ground truth foreground masks to eliminate the effect of foreground prediction quality. The results are listed in Table IV with some visualized samples in Figure 8. Please note that it is meaningless to compare the absolute performance between different resolution settings, as the task difficulty and batch size during training are different. The performance differences under the same conditions, which are indicated in the brackets, however, are worth to investigate.

When the input image is relatively small, *e.g.* 256*512, and the additional random masks are enabled, using the

MPI module has little improvements on the performance, which is expected and explainable: the size of the processed feature map is downsized by 8 times (32×64) due to the previous convolutional blocks. In this case, the foreground regions are often with size of three or five pixels, thus with additional random masks provided during training as a weak supervision, the network is able to learn to fill the foreground regions, which diminishes the difference between the MPI module and a naive blacking out. However, when the additional random masks are disabled, a significant performance degradation ($\sim 1.8\%$ foreground region IoU) can be observed, if without the MPI module. This indicates that, as mentioned in Section III-D, the MPI module provides extra weak supervisions to the foreground regions, as it moves the background features, which are trained with the ground truth, into the foreground regions. This facilitates the network's response at the foreground regions and can be seen as one kind of implicit supervision.

When the input image is larger, we can see that enabling the additional random masks and disabling the MPI module, results in significantly worse results: $\sim 2.3\%$ for foreground region IoU with image size 384×768 , and $\sim 2.7\%$ with image size 512×1024 . This further validates the effectiveness of the MPI module, especially when the images and feature maps are relatively large.

V. CONCLUSION

We presented a CNN architecture that is able to simultaneously predict a foreground and background semantic map, in which regions occluded by foreground objects are inpainted with background classes. This architecture is inherently more efficient than the two-stage state-of-the-art method, and exhibits better semantic inpainting quality. Our approach is enabled by our novel *max-pooling as inpainting* module, which makes use of an efficient canonical max-pooling operation in an iterative manner. The MPI module inpaints the intermediate feature map at the foreground regions using the nearby background features, which boosts the inpainting quality without blocking the gradient flow during network training. In future work, we plan to expand the semantic foreground inpainting task to other scenarios such as indoor images, and show more use-cases of the proposed MPI module in other tasks.

REFERENCES

- [1] V. Badrinarayanan, A. Kendall, and R. Cipolla, "SegNet: A Deep Convolutional Encoder-Decoder Architecture for Image Segmentation," *IEEE Transactions on Pattern Analysis and Machine Intelligence*, vol. 39, no. 12, pp. 2481–2495, 2017.
- [2] L.-C. Chen, G. Papandreou, I. Kokkinos, K. Murphy, and A. L. Yuille, "DeepLab: Semantic Image Segmentation with Deep Convolutional Nets, Atrous Convolution, and Fully Connected CRFs," *IEEE Transactions on Pattern Analysis and Machine Intelligence*, vol. 40, no. 4, pp. 834–848, 2018.
- [3] P. Meletis and G. Dubbelman, "Training of Convolutional Networks on Multiple Heterogeneous Datasets for Street Scene Semantic Segmentation," in *2018 IEEE Intelligent Vehicles Symposium*, 2018, pp. 1045–1050.
- [4] E. Shelhamer, J. Long, and T. Darrell, "Fully Convolutional Networks for Semantic Segmentation," *IEEE Transactions on Pattern Analysis and Machine Intelligence*, vol. 39, no. 4, pp. 640–651, 2017.
- [5] H. Zhao, J. Shi, X. Qi, X. Wang, and J. Jia, "Pyramid Scene Parsing Network," in *2017 IEEE Conference on Computer Vision and Pattern Recognition (CVPR)*, 2017, pp. 6230–6239.
- [6] S. Schuster, M. Zhai, N. Jacobs, and M. Chandraker, "Learning to Look around Objects for Top-View Representations of Outdoor Scenes," in *European Conference on Computer Vision*, 2018, pp. 787–802.
- [7] M. Cordts, M. Omran, S. Ramos, T. Rehfeld, M. Enzweiler, R. Benenson, U. Franke, S. Roth, and B. Schiele, "The Cityscapes Dataset for Semantic Urban Scene Understanding," in *2016 IEEE Conference on Computer Vision and Pattern Recognition (CVPR)*, 2016, pp. 3213–3223.
- [8] A. Geiger, P. Lenz, C. Stiller, and R. Urtasun, "Vision meets robotics: The KITTI dataset," *The International Journal of Robotics Research*, vol. 32, no. 11, pp. 1231–1237, 2013.
- [9] K. He, X. Zhang, S. Ren, and J. Sun, "Deep Residual Learning for Image Recognition," in *2016 IEEE Conference on Computer Vision and Pattern Recognition (CVPR)*, 2016, pp. 770–778.
- [10] K. Simonyan and A. Zisserman, "Very Deep Convolutional Networks for Large-Scale Image Recognition," *arXiv preprint, arXiv:1409.1556*, 2014.
- [11] S. Zheng, S. Jayasumana, B. Romera-Paredes, V. Vineet, Z. Su, D. Du, C. Huang, and P. H. S. Torr, "Conditional Random Fields as Recurrent Neural Networks," in *2015 IEEE International Conference on Computer Vision (ICCV)*, 2015, pp. 1529–1537.
- [12] P. Luc, C. Couprie, S. Chintala, and J. Verbeek, "Semantic Segmentation using Adversarial Networks," in *Advances in Neural Information Processing Systems Workshop*, 2016.
- [13] M. Lucic, K. Kurach, M. Michalski, S. Gelly, and O. Bousquet, "Are GANs Created Equal? A Large-Scale Study," in *Advances in neural information processing systems*, 2018, pp. 698–707.
- [14] M. Bertalmio, G. Sapiro, V. Caselles, and C. Ballester, "Image inpainting," in *Proceedings of the 27th annual conference on Computer graphics and interactive techniques*, 2000, pp. 417–424.
- [15] D. Pathak, P. Krahenbuhl, J. Donahue, T. Darrell, and A. A. Efros, "Context Encoders: Feature Learning by Inpainting," in *2016 IEEE Conference on Computer Vision and Pattern Recognition (CVPR)*, 2016, pp. 2536–2544.
- [16] I. J. Goodfellow, J. Pouget-Abadie, M. Mirza, B. Xu, D. Warde-Farley, S. Ozair, A. Courville, and Y. Bengio, "Generative Adversarial Networks," in *Advances In Neural Information Processing Systems*, 2014, pp. 2672–2680.
- [17] U. Demir and G. Unal, "Patch-Based Image Inpainting with Generative Adversarial Networks," 2018.
- [18] S. Iizuka, E. Simo-Serra, and H. Ishikawa, "Globally and locally consistent image completion," *ACM Transactions on Graphics*, vol. 36, no. 4, pp. 1–14, 2017.
- [19] Y. Li, S. Liu, J. Yang, and M.-H. Yang, "Generative Face Completion," in *2017 IEEE Conference on Computer Vision and Pattern Recognition (CVPR)*, 2017, pp. 5892–5900.
- [20] J. Yu, Z. Lin, J. Yang, X. Shen, X. Lu, and T. S. Huang, "Generative Image Inpainting with Contextual Attention," in *2018 IEEE/CVF Conference on Computer Vision and Pattern Recognition*, 2018, pp. 5505–5514.
- [21] —, "Free-Form Image Inpainting with Gated Convolution," *arXiv preprint, arXiv: 1806.03589*, 2018.
- [22] C. Lu, M. J. G. van de Molengraft, and G. Dubbelman, "Monocular Semantic Occupancy Grid Mapping With Convolutional Variational EncoderDecoder Networks," *IEEE Robotics and Automation Letters*, vol. 4, no. 2, pp. 445–452, 2019.
- [23] C. Lu and G. Dubbelman, "Hallucinating Beyond Observation: Learning to Complete with Partial Observation and Unpaired Prior Knowledge," *arXiv preprint, arXiv: 1907.09786*, 2019.
- [24] R. Uittenbogaard, C. Sebastian, J. Vijverberg, B. Boom, D. M. Gavrilu, and P. H. N. de With, "Privacy Protection in Street-View Panoramas using Depth and Multi-View Imagery," *The IEEE Conference on Computer Vision and Pattern Recognition (CVPR)*, 2019.
- [25] M. Liu, X. He, and M. Salzmann, "Building Scene Models by Completing and Hallucinating Depth and Semantics," in *European Conference on Computer Vision*, 2016, pp. 258–274.
- [26] D. Kingma and J. Ba, "Adam: A method for stochastic optimization," *arXiv preprint, arXiv:1412.6980*, 2014.
- [27] A. Paszke, G. Chanan, Z. Lin, S. Gross, E. Yang, L. Antiga, and Z. Devito, "Automatic differentiation in PyTorch," in *Advances in Neural Information Processing Systems Workshop*, 2017.