

Compositional Generalization in Image Captioning

Mitja Nikolaus

University of Tübingen*
mitja.nikolaus@posteo.de

Mostafa Abdou

University of Copenhagen
abdou@di.ku.dk

Matthew Lamm

Stanford University
mlamm@cs.stanford.edu

Rahul Aralikkatte

University of Copenhagen
rahul@di.ku.dk

Desmond Elliott

University of Copenhagen
de@di.ku.dk

Abstract

Image captioning models are usually evaluated on their ability to describe a held-out set of images, not on their ability to generalize to unseen concepts. We study the problem of compositional generalization, which measures how well a model composes unseen combinations of concepts when describing images. State-of-the-art image captioning models show poor generalization performance on this task. We propose a multi-task model to address the poor performance, that combines caption generation and image-sentence ranking, and uses a decoding mechanism that re-ranks the captions according to their similarity to the image. This model is substantially better at generalizing to unseen combinations of concepts compared to state-of-the-art captioning models.

1 Introduction

When describing scenes, humans are able to almost arbitrarily combine concepts, producing novel combinations that they have not previously observed (Matthei, 1982; Piantadosi and Aslin, 2016). Imagine encountering a purple-colored dog in your town, for instance. Given that you understand the concepts PURPLE and DOG, you are able to compose them together to describe the dog in front of you, despite never having seen one before.

Image captioning models attempt to automatically describe scenes in natural language (Bernardi et al., 2016). Most recent approaches generate captions using a recurrent neural network, where the image is represented by features extracted from a Convolutional Neural Network (CNN). Although state-of-the-art models show good performance on challenge datasets, as measured by text-similarity metrics, their performance

*The work was carried out during a visit to the University of Copenhagen.

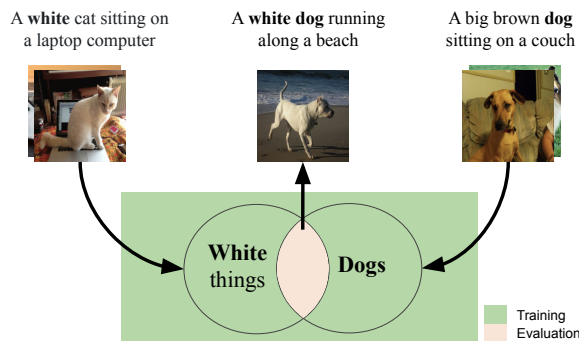


Figure 1: We evaluate whether image captioning models are able to compositionally generalize to unseen combinations of adjectives, nouns, and verbs by forcing *paradigmatic gaps* in the training data.

as measured by human judges is low when compared to human-written captions (Vinyals et al., 2017, Section 5.3.2).

It is widely believed that systematic compositionality is a key property of human language that is essential for making generalizations from limited data (Montague, 1974; Partee, 1984; Lake et al., 2017). In this work, we investigate to what extent image captioning models are capable of compositional language understanding. We explore whether these models can compositionally generalize to unseen adjective-noun and noun-verb composition pairs, in which the constituents of the pair are observed during training but the combination is not, thus introducing a *paradigmatic gap* in the training data, as illustrated in Figure 1. We define new training and evaluation splits of the COCO dataset (Chen et al., 2015) by holding out the data associated with the compositional pairs from the training set. These splits are used to evaluate how well models generalize to describing images that depict the held out pairings.

We find that state-of-the-art captioning models, such as Show, Attend and Tell (Xu et al., 2015), and Bottom-Up and Top-Down Attention (Ander-

son et al., 2018), have poor compositional generalization performance. We also observe that the inability to generalize of these models is primarily due to the language generation component, which relies too heavily on the distributional characteristics of the dataset and assigns low probabilities to unseen combinations of concepts in the evaluation data. This supports the findings from concurrent work (Holtzman et al., 2019) which studies the challenges in decoding from language models trained with a maximum likelihood objective.

To address the generalization problem, we propose a multi-task model that jointly learns image captioning and image–sentence ranking. For caption generation, our model benefits from an additional step, where the set of captions generated by the model can be re-ranked using the jointly-trained image–sentence ranking component. We find that the ranking component is less affected by the likelihood of n -gram sequences in the training data, and that it is able to assign a higher ranking to more informative captions which contain unseen combinations of concepts. These findings are reflected by improved compositional generalization.

The source code is publicly available on GitHub.¹

2 Related Work

2.1 Caption Generation and Retrieval

Image Caption Generation models are usually end-to-end differentiable encoder-decoder models trained with a maximum likelihood objective. Given an image encoding that is extracted from a convolutional neural network (CNN), an RNN-based decoder generates a sequence of words that form the corresponding caption (Vinyals et al., 2015, *inter-alia*). This approach has been improved by applying top-down (Xu et al., 2015) and bottom-up attention mechanisms (Anderson et al., 2018). These models show increasingly good performance on benchmark datasets, e.g. COCO, and in some cases reportedly surpass human-level performance as measured by n -gram based evaluation metrics (Bernardi et al., 2016). However, recent work has revealed several caveats. Firstly, when using human judgments for evaluation, the automatically generated captions are still considered worse in most cases (Fang et al., 2015; Vinyals et al., 2017). Furthermore, when evaluating out-

of-domain images or images with unseen concepts, it has been shown that the generated captions are often of poor quality (Mao et al., 2015; Vinyals et al., 2017). Attempts have been made to address the latter issue by leveraging unpaired text data or pre-trained language models (Hendricks et al., 2016; Agrawal et al., 2018).

Image–Sentence Ranking is closely related to image captioning. Here, the problem of language generation is circumvented and models are instead trained to rank a set of captions given an image, and vice-versa (Hodosh et al., 2013). A common approach is to learn a visual–semantic embedding for the captions and images, and to rank the images or captions based on similarity in the joint embedding space. State-of-the-art models extract image features from CNNs and use gated RNNs to represent captions, both of which are projected into a joint space using a linear transformation (Frome et al., 2013; Karpathy and Fei-Fei, 2015; Vendrov et al., 2016; Faghri et al., 2018).

2.2 Compositional Models of Language

Investigations of compositionality in vector space models date back to early debates in the cognitive science (Fodor and Pylyshyn, 1988; Fodor and Lepore, 2002) and connectionist literature (McClelland et al., 1986; Smolensky, 1988) regarding the ability of connectionist systems to compose simple constituents into complex structures. In the NLP literature, numerous approaches that (loosely) follow the linguistic principle of compositionality² have been proposed (Mitchell and Lapata, 2008; Baroni and Zamparelli, 2010; Grefenstette and Sadrzadeh, 2011). More recently, it has become standard to employ representations which are learned using neural network architectures. The extent to which these models behave compositionally is an open topic of research (Lake and Baroni, 2017; Dasgupta et al., 2018; Ettinger et al., 2018; McCoy et al., 2018) that closely relates to the focus of the present paper.

Compositional generalization in image captioning has received limited attention in the literature. In Atzmon et al. (2016), the captions in the COCO dataset are replaced by subject–relation–object triplets, circumventing the problem of language generation, and replacing it with structured

¹<https://github.com/mitjanikolaus/compositional-image-captioning>

²The meanings for complex expressions are derived from the meanings of their parts via specific composition functions. (Partee, 1984)

triplet prediction. Lu et al. (2018) is more closely related to our work; they evaluate captioning models on describing images with unseen noun-noun pairs. They evaluate the performance of their Neural Baby Talk model and find that it can generalize better than the state of the art for this problem.

In this paper, we study compositional generalization in image captioning with combinations of multiple classes of nouns, adjectives, and verbs.³ We find that state-of-the-art models fail to generalize to unseen combinations, and present a multi-task model that improves generalization by combining image captioning (Anderson et al., 2018) and image-sentence ranking (Faghri et al., 2018). In contrast to other models that use a re-ranking step⁴, our model is trained jointly on both tasks and does not use any additional features or external resources. The ranking model is only used to optimize the global semantics of the generated captions with respect to the image.

3 Compositional Image Captioning

3.1 Problem Definition

In this section we define the compositional captioning task, which is designed to evaluate how well a model generalizes to captioning images that *should* be described using previously unseen combinations of concepts, when the individual concepts have been observed in the training data.

We assume a dataset of captioned images \mathcal{D} , in which N images are described by K captions: $\mathcal{D} := \{\langle i^1, s_1^1, \dots, s_K^1 \rangle, \dots, \langle i^N, s_1^N, \dots, s_K^N \rangle\}$. We also assume the existence of a concept pair $\{c_i, c_j\}$ that represents the concepts of interest in the evaluation. In order to evaluate the compositional generalization of a model for that concept pair, we first define a training set by identifying and removing instances where the captions of an image contain the pair of concepts, creating a *paradigmatic gap* in the original training set: $\mathcal{D}_{\text{train}} := \{\langle i^n, s_k^n \rangle\}$ s.t. $\forall_{n=1}^N \nexists k : c_i \in s_k^n \wedge c_j \in s_k^n$. Note that the concepts c_i and c_j can still be independently observed in the captions of an image of

³This is different from the "robust image captioning" task (Lu et al., 2018) because we are testing for the composition of nouns with adjectives or verbs, and not the co-occurrence of different nouns in an image.

⁴Fang et al. (2015) use a discriminative model that has access to sentence-level features and a multimodal similarity model in order to capture global semantics. Wang et al. (2017) uses a conditional variational auto-encoder to generate a set of diverse captions and a consensus-based method for re-ranking the candidates.

this set, but *not* together in the same caption. We also define validation and evaluation sets \mathcal{D}_{val} and $\mathcal{D}_{\text{eval}}$ that *only* contain instances where at least one of the captions of an image contains the pair of concepts: $\mathcal{D}_{\text{val/eval}} := \{\langle i^n, s_k^n \rangle\}$ s.t. $\forall_{n=1}^N \exists k : c_i \in s_k^n \wedge c_j \in s_k^n$. A model is trained on the $\mathcal{D}_{\text{train}}$ training set until it converges, as measured on the \mathcal{D}_{val} validation set. The compositional generalization of the model is measured by the proportion of evaluation set captions which successfully combined a held out pair of concepts $\{c_i, c_j\}$ in $\mathcal{D}_{\text{eval}}$.

3.2 Selection of Concept Pairs

We select pairs of concepts that are likely to be represented in an image recognition model. In particular, we identify adjectives, nouns, and verbs in the English COCO captions dataset (Chen et al., 2015) that are suitable for testing compositional generalization. We define concepts as sets of synonyms for each word, to account for the variation in how the concept can be expressed in a caption. For each noun, we use the synonyms defined in Lu et al. (2018). For the verbs and adjectives, we use manually defined synonyms (see Appendix D). From these concepts, we select adjective-noun and noun-verb pairs for the evaluation. To identify concept pair candidates, we use StanfordNLP (Qi et al., 2018) to label and lemmatize the nouns, adjectives, and verbs in the captions, and to check if the adjective or verb is connected to the respective noun in the dependency parse.

Nouns: We consider the 80 COCO object categories (Lin et al., 2014) and additionally divide the "person" category into "man", "woman" and "child". It has been shown that models can detect and classify these categories with high confidence (He et al., 2016). We further group the nouns under consideration into animate and inanimate objects. We use the following nouns in the evaluation: woman, man, dog, cat, horse, bird, child, bus, plane, truck, table.

Adjectives: We analyze the distribution of the adjectives in the dataset (see Figure 4 in Appendix A). The captions most frequently contain descriptions of the color, size, age, texture or quantity of objects in the images. We consider the color and size adjectives in this evaluation. It has been shown that CNNs can accurately classify the color of objects (Anderson et al., 2016); and we assume that CNNs can encode the size of objects because they can predict bounding boxes, even for small

black cat	big bird	red bus
small plane	eat man	lie woman
white truck	small cat	brown dog
big plane	ride woman	fly bird
white horse	big cat	blue bus
small table	hold child	stand bird
black bird	small dog	white boat
stand child	big truck	eat horse

Table 1: The 24 concept pairs used to construct the training $\mathcal{D}_{\text{train}}$ and eval $\mathcal{D}_{\text{eval}}$ datasets.

objects (Bai et al., 2018). In the evaluation, we use the following adjectives: big, small, black, red, brown, white, blue.

Verbs: Sadeghi and Farhadi (2011) show that it is possible to automatically describe the interaction of objects or the activities of objects in images. We select verbs that describe simple and well-defined actions and group them into transitive and intransitive verbs. We use the following verbs in the pairs: eat, lie, ride, fly, hold, stand.

Pairs and Datasets: We define a total of 24 concept pairs for the evaluation, as shown in Table 1. The training and evaluation data is extracted from the COCO dataset, which contains $K=5$ reference captions for $N=123,287$ images. In the compositional captioning evaluation, we define the training datasets $\mathcal{D}_{\text{train}}$ and validation datasets \mathcal{D}_{val} as subsets of the original COCO training data, and the evaluation datasets $\mathcal{D}_{\text{eval}}$ as subsets of the COCO validation set, both given the concept pairs.

To ensure that there is enough evaluation data, we only use concept pairs for which there are more than 100 instances in the validation set. Occurrence statistics for the considered concept pairs can be found in Appendix B.

3.3 Evaluation Metric

The performance of a model is measured on the $\mathcal{D}_{\text{eval}}$ datasets. For each concept pair evaluation set consisting of M images, we dependency parse the set of $M \times K$ generated captions $\{\langle s_1^1, \dots, s_K^1 \rangle, \dots, \langle s_1^M, \dots, s_K^M \rangle\}$ to determine whether the captions contain the expected concept pair, and whether the adjective or verb is a dependent of the noun.⁵ We denote the set of captions for which these conditions hold true as \mathcal{C} .

⁵This means that a model gains no credit for predicting the concept pairs without them attaching to their expected target.

There is low inter-annotator agreement in the human reference captions on the usage of the concepts in the target pairs.⁶ Therefore, one should *not* expect a model to generate a *single* caption with the concepts in a pair. However, a model can generate a larger set of K captions using beam search or diverse decoding strategies. Given K captions, the recall of the concept pairs in an evaluation dataset is:

$$\text{Recall@K} = \frac{|\{\langle s_k^m \rangle \mid \exists k : s_k^m \in \mathcal{C}\}|}{M} \quad (1)$$

Recall@K is an appropriate metric because the reference captions were produced by annotators who did not need to produce any specific word when describing an image. In addition, the set of captions \mathcal{C} is determined with respect to the same synonym sets of the concepts that were used to construct the datasets, and so credit is given for semantically equivalent outputs. More exhaustive approaches to determining semantic equivalence for this metric is left for future work.

4 State-of-the-Art Performance

4.1 Experimental Protocol

Models: We evaluate two image captioning models on the compositional generalization task: Show, Attend and Tell (SAT; Xu et al., 2015) and Bottom-up and Top-down Attention (BUTD; Anderson et al., 2018). For SAT, we use ResNet-152 (He et al., 2016) as an improved image encoder.

Training and Evaluation: The models are trained on the $\mathcal{D}_{\text{train}}$ datasets, in which groups of concept pairs are held out—see Appendix C for more information. Hyperparameters are set as described in the respective papers. When a model has converged on the \mathcal{D}_{val} validation split (as measured in BLEU score), we generate K captions for each image in $\mathcal{D}_{\text{eval}}$ using beam search. Then, we calculate the Recall@K metric (Eqn. 1, K=5) for each concept pair in the evaluation split, as well as the average over all recall scores to report the compositional generalization performance of a model.

We also evaluate the compositional generalization of a BUTD model trained on the full COCO

⁶We calculate the inter-annotator agreement for the target pairs between the 5 reference captions for every image in the COCO dataset: on average, only 1.57 / 5 captions contain the respective adjective–noun or noun–verb concept pair, if it is present in any. We ascribe this lack of agreement to the open nature of the annotation task: there were no restrictions given for what should be included in an image caption.

training dataset (FULL). In this setting, the model is trained on compositions of the type we seek to evaluate in this task, and thus does not need to generalize to new compositions.

Pretrained Language Representations: The word embeddings of image captioning models are usually learned from scratch, without pre-training⁷. Pretrained word embeddings (e.g. GloVe (Pennington et al., 2014)) or language models (e.g. Devlin et al. (2019)) contain distributional information obtained from large-scale textual resources, which may improve generalization performance. However, we do use them for this task because the resulting model may not have the expected paradigmatic gaps.

4.2 Results

Image Captioning: The models mostly fail to generate captions that contain the held out pairs. The average Recall@5 for SAT and BUTD are 3.0 and 6.5, respectively. A qualitative analysis of the generated captions shows that the models usually describe the depicted objects correctly, but, in the case of held out adjective–noun pairs, the models either avoid using adjectives, or use adjectives that describe a different property of the object in question, e.g. *white and green airplane* instead of *small plane* in Figure 3. In the case of held out noun–verb pairs, the models either replace the target verb with a less descriptive phrase, e.g. *a man sitting with a plate of food* instead of *a man is eating* in Figure 3, or completely omit the verb, reducing the caption to a simple noun phrase.

In the FULL setting, average Recall@5 reaches 33.3. We assume that this score is a conservative estimate due to the low average inter-annotator agreement (see Footnote 6). The model is less likely to describe an image using the target pair if the pair is only present in one of the reference captions, as the feature is likely not salient (e.g. the car in the image has multiple colors, and the target color is only covering one part of the car). In fact, if we calculate the average recall for images where at least 2 / 3 / 4 / 5 of the reference captions contain the target concept pair, Recall@5 increases to 46.5 / 58.3 / 64.9 / 75.2. This shows that the BUTD model is more likely to generate a caption with the expected concept pair when more human annotators agree that it is a salient pair of concepts in an image.

⁷Exceptions: You et al. (2016); Anderson et al. (2017)

Image–Sentence Ranking: In a related experiment, we evaluate the generalization performance of the VSE++ image–sentence ranking model on the compositional captioning task (Faghri et al., 2018). We use an adapted version of the evaluation metric because the ranking model does not generate tokens.⁸ The average Recall@5 with the adapted metric for the ranking model is 46.3. The respective FULL performance for this model is 47.0, indicating that the model performs well whether it has seen examples of the evaluation concept pair at training time or not. In other words, the model achieves better compositional generalization than the captioning models.

5 Joint Model

In the previous section, we found that state-of-the-art captioning models fail to generalize to unseen combinations of concepts, however, an image–sentence ranking model does generalize. We propose a multi-task model that is trained for image captioning and image–sentence ranking with shared parameters between the different tasks. The captioning component can use the ranking component to re-rank complete candidate captions in the beam. This ensures that the generated captions are as informative and accurate as possible, given the constraints of satisfying both tasks.

Following Anderson et al. (2018), the model is a two-layer LSTM (Hochreiter and Schmidhuber, 1997), where the first layer encodes the sequence of words, and the second layer integrates visual features from the bottom-up and top-down attention mechanism, and generates the output sequence. The parameters of the ranking component θ_2 are mostly a subset of the parameters of the generation component θ_1 . We name the model **Bottom-Up** and **Top-down** attention with **re-Ranking** (BUTR). Figure 2 shows a high-level overview of the model architecture.

5.1 Image–Sentence Ranking

To perform the image–sentence ranking task, we project the images and captions into a joint visual-semantic embedding space \mathbb{R}^J . We introduce a

⁸For each image in the evaluation set, we construct a test set that consists of the 5 correct captions and the captions of 1,000 randomly selected images from the COCO validation set. We ensure that all captions in the test set contain exactly one of the constituent concept pairs, but not both (except for the 5 correct captions). We construct a ranking of the captions in this test set with respect to the image, and use the top- K ranked captions to calculate the concept pair recall (Eqn. 1).

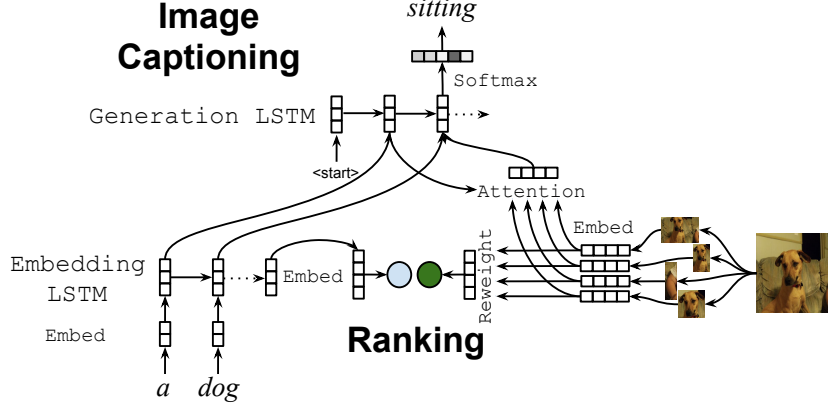


Figure 2: An overview of BUTR, which jointly learns image-sentence ranking and image captioning.

language encoding LSTM with a hidden layer dimension of L .

$$\mathbf{h}_t^l = \text{LSTM}(\mathbf{W}_1 \mathbf{o}_t, \mathbf{h}_{t-1}^l) \quad (2)$$

where $\mathbf{o}_t \in \mathbb{R}^V$ is a one-hot encoding of the input word at timestep t , $\mathbf{W}_1 \in \mathbb{R}^{E \times V}$ is a word embedding matrix for a vocabulary of size V and \mathbf{h}_{t-1}^l the state of the LSTM at the previous timestep. At training time, the input words are the words of the target caption at each timestep.

The final hidden state of the language encoding LSTM $\mathbf{h}_{t=T}^l$ is projected into the joint embedding space as $\mathbf{s}^* \in \mathbb{R}^J$ using $\mathbf{W}_2 \in \mathbb{R}^{J \times L}$:

$$\mathbf{s}^* = \mathbf{W}_2 \mathbf{h}_{t=T}^l \quad (3)$$

The images are represented using the bottom-up features proposed by Anderson et al. (2018). For each image, we extract a set of R mean-pooled convolutional features $\mathbf{v}_r \in \mathbb{R}^I$, one for each proposed image region r . We introduce $\mathbf{W}_3 \in \mathbb{R}^{J \times I}$, which projects the image features of a single region into the joint embedding space:

$$\mathbf{v}_r^e = \mathbf{W}_3 \mathbf{v}_r \quad (4)$$

To form a single representation \mathbf{v}^* of the image from the set of embedded image region features \mathbf{v}_r^e , we apply a weighting mechanism. We generate a normalized weighting of region features $\beta \in \mathbb{R}^R$ using $\mathbf{W}_4 \in \mathbb{R}^{1 \times J}$. β_r denotes the weight for a specific region r . Then we sum the weighted region features to generate $\mathbf{v}^* \in \mathbb{R}^J$:

$$\beta'_r = \mathbf{W}_4 \mathbf{v}_r^e \quad (5)$$

$$\beta = \text{softmax}(\beta') \quad (6)$$

$$\mathbf{v}^* = \sum_{r=1}^R \beta_r \mathbf{v}_r^e \quad (7)$$

We define the similarity between an image and a caption as the cosine similarity $\cos(\mathbf{v}^*, \mathbf{s}^*)$.

5.2 Caption Generation

For caption generation, we introduce a separate language generation LSTM that is stacked on top of the language encoding LSTM. At each timestep t , we first calculate a weighted representation of the input image features. We calculate a normalized attention weight $\alpha_t \in \mathbb{R}^R$ (one $\alpha_{r,t}$ for each region) using the language encoding and the image region features. Then, we create a single weighted image feature vector:

$$\alpha'_{r,t} = \mathbf{W}_5 \tanh(\mathbf{W}_6 \mathbf{v}_r^e + \mathbf{W}_7 \mathbf{h}_t^l) \quad (8)$$

$$\alpha_t = \text{softmax}(\alpha'_{r,t}) \quad (9)$$

$$\hat{\mathbf{v}}_t = \sum_{r=1}^R \alpha_{r,t} \mathbf{v}_r^e \quad (10)$$

where $\mathbf{W}_5 \in \mathbb{R}^H$, $\mathbf{W}_6 \in \mathbb{R}^{H \times J}$ and $\mathbf{W}_7 \in \mathbb{R}^{H \times L}$. H indicates the hidden layer dimension of the attention module.

These weighted image features $\hat{\mathbf{v}}_t$, the output of the language encoding LSTM \mathbf{h}_t^l (Eqn. 2) and the previous state of the language generation LSTM \mathbf{h}_{t-1}^g are input to the language generation LSTM:

$$\mathbf{h}_t^g = \text{LSTM}([\hat{\mathbf{v}}_t, \mathbf{h}_t^l], \mathbf{h}_{t-1}^g) \quad (11)$$

The hidden layer dimension of the LSTM is G . The output probability distribution over the vocabulary is calculated using $\mathbf{W}_8 \in \mathbb{R}^{V \times G}$:

$$p(w_t | w_{<t}) = \text{softmax}(\mathbf{W}_8 \mathbf{h}_t^g) \quad (12)$$

5.3 Training

The model is jointly trained on two objectives. The caption generation component is trained with

a cross-entropy loss, given a target ground-truth sentence s consisting of the words w_1, \dots, w_T :

$$\mathcal{L}_{\text{gen}}(\theta_1) = - \sum_{t=1}^T \log p(w_t | w_{<t}; i) \quad (13)$$

The image–caption ranking component is trained using a hinge loss with emphasis on hard negatives (Faghri et al., 2018):

$$\mathcal{L}_{\text{rank}}(\theta_2) = \max_{s'} [\alpha + \cos(i, s') - \cos(i, s)]_+ + \max_{i'} [\alpha + \cos(i', s) - \cos(i, s)]_+ \quad (14)$$

where $[x]_+ \equiv \max(x, 0)$.

These two loss terms can take very different magnitudes during training, and thus can not be simply added. We use GradNorm (Chen et al., 2018) to learn loss weighting parameters w_{gen} and w_{rank} with an additional optimizer during training. These parameters dynamically rescale the gradients so that no task becomes too dominant. The overall training objective is formulated as the weighted sum of the single-task losses:

$$\mathcal{L}(\theta_1, \theta_2) = w_{\text{gen}} \mathcal{L}_{\text{gen}}(\theta_1) + w_{\text{rank}} \mathcal{L}_{\text{rank}}(\theta_2) \quad (15)$$

5.4 Inference

The model generates B captions for each image using beam search decoding. At each timestep, the tokens generated so far for each item on the beam are input back into the language encoder (Eqn. 3). The output of the language encoder is concatenated with the image representation (Eqn. 7) and the previous hidden state of the generation LSTM, and input to the generation LSTM (Eqn. 11) to predict the next token (Eqn. 12).

The jointly-trained image–sentence ranking component can be used to re-rank the generated captions comparing the image embedding with a language encoder embedding of the captions (Eqn. 4). We expect the ranking model will produce a better ranking of the B captions than only beam search by considering their relevance and informativity with respect to the image.

6 Results

We follow the experimental protocol defined in Section 4 to evaluate the joint model. See Appendix E for training details and hyperparameters.

Table 2 shows the compositional generalization performance, as well as the common image captioning metric scores for all models. BUTR uses

Model	R	M	S	C	B
SAT	3.0	23.2	16.6	80.4	27.5
BUTD	6.5	25.8	19.1	98.1	32.6
BUTR	6.5	25.7	19.0	97.0	32.0
BUTR + RR	13.2	26.4	20.4	92.7	28.8
FULL	33.3	27.4	20.9	105.3	36.6

Table 2: Average results for Recall@5 (**R**; Eqn. 1), METEOR (**M**; Denkowski and Lavie, 2014), SPICE (**S**; Anderson et al., 2016), CIDEr (**C**; Vedantam et al., 2015), BLEU (**B**; Papineni et al., 2002). RR stands for re-ranking after decoding.

	Color		Size		Verb	
	A	I	A	I	T	I
SAT	3.7	10.5	0	0	1.6	2.2
BUTD	5.4	10.9	0.5	0	11.6	10.3
BUTR	6.4	16.2	0.3	0.2	7.0	8.6
+ RR	13.8	26.0	1.4	0.8	20.3	16.9
FULL	42.7	38.7	5.9	33.3	39.6	39.5

Table 3: Detailed Recall@5 scores for different categories of held out pairs. The scores are averaged over the set of scores for pairs from the respective category. RR stands for re-ranking after decoding. Color and size adjectives are split into Animate or Inanimate objects; Verbs are split into Transitive and Intransitive verbs.

the same image features and a decoder architecture as the BUTD model. Thus, when using the standard beam search decoding method, BUTR does not improve over BUTD. However, when using the improved decoding mechanism with re-ranking BUTR + RR, Recall@5 increases to 13.2. We also observe an improvement in METEOR and SPICE, and a drop in BLEU and CIDEr compared to the other models. We note that BLEU has the weakest correlations (Elliott and Keller, 2014), and SPICE and METEOR have the strongest correlations with human judgments (Kilickaya et al., 2017).

The Recall@5 scores for different categories of held out pairs is presented in in Table 3, and Figure 3 presents examples of images and the generated captions from different models. We observe that all models are generally best at describing colors, especially of inanimate objects; they nearly never correctly describe held out size modifiers; and for held out noun–verb pairs, performance is slightly better for transitive verbs.







Concepts	white horse	blue bus	small cat	small plane	man eat	bird stand
						
SAT	a black and white cow standing on top of a lush green field	a bus parked on the side of the street	a cat sitting on top of a wooden bench	a fighter jet on top of a lush green field	a man sitting at a table with a plate of food	a white bird sitting on top of a car
BUTD	a brown and white cow standing on a lush green field	a public transit bus on a city street	a cat sitting on top of a wooden bench	a white and green airplane on a field	a man sitting down with a plate of food	a white bird sitting on top of a car
BUTR+RR	a large white horse standing on top of a green field	a blue and yellow bus traveling down the street	a cat sitting on a bench near a wall	a white and green plane is parked on the grass	a man sitting down eating a plate of food	a large white bird standing on top of a car

Figure 3: Selected examples of the captions generated by SAT, BUTD, and BUTR for six different concept pairs. The **bold words** in a caption indicate compositional success.

7 Analysis and Discussion

Describing colors: The color–noun pairings studied in this work have the best generalization performance. We find that all models are better at generalizing to describing inanimate objects instead of animate objects, as shown in the detailed results in Table 3. One explanation for this could be that the colors of inanimate objects tend to have a higher variance in chromaticity when compared to the colors of animate objects (Rosenthal et al., 2018), making them easier to distinguish.

Describing sizes: The generalization performance for size modifiers is consistently low for all models. The CNN image encoders are generally able to predict the sizes of object bounding boxes in an image. However, this does not necessarily relate to the actual sizes of the objects, given that this depends on their distance from the camera. To support this claim, we perform a correlation analysis in Appendix F showing that the bounding box sizes of objects in the COCO dataset do not relate to the described sizes in the respective captions.

Nevertheless, size modification is challenging from a linguistic perspective because it requires reference to an object’s comparison class (Cresswell, 1977; Bierwisch, 1989). A large mouse is so with respect to the class of mice, not with respect to the broader class of animals. To successfully learn size modification, a model needs to represent such comparison classes.

We hypothesize that recall is reasonable in the FULL setting because it exploits biases in the dataset, e.g. that trucks are often described as BIG.

In that case, the model is not actually learning the meaning of BIG, but simple co-occurrence statistics for adjectives with nouns in the dataset.

Describing actions: In these experiments, the models were better at generalizing to transitive verbs than intransitive verbs. This may be because images depicting transitive events (e.g. eating) often contain additional arguments (e.g. cake); thus they offer richer contextual cues than images with intransitive events. The analysis in Appendix G provides some support for this hypothesis.

Diversity in Generated Captions: A crucial difference between human-written and model-generated captions is that the latter are less diverse (Devlin et al., 2015; Dai et al., 2017). Given that BUTR+RR improves compositional generalization, we explore whether the diversity of the captions is also improved. Van Miltenburg et al. (2018) proposes a suite of metrics to measure the diversity of the captions generated by a model. We apply these metrics to the captions generated by BUTR+RR and BUTD and compare the scores to the best models evaluated in Van Miltenburg et al. (2018).

The results are presented in Table 4. BUTR+RR shows the best performance as measured by most of the diversity metrics. BUTR+RR produces the highest percentage of novel captions (%Novel), which is important for compositional generalization. It generates sentences with a high average sentence length (ASL) – performing similarly to Liu et al. (2017) – but with a larger standard deviation, suggesting a greater variety in the captions. The total number of word types (Types) and cover-

Model	ASL	Types	TTR ₁	TTR ₂	%Novel	Cov	Loc ₅
Liu et al. (2017)	10.3 ± 1.32	598	0.17	0.38	50.1	0.05	0.70
Vinyals et al. (2017)	10.1 ± 1.28	953	0.21	0.43	90.5	0.07	0.69
Shetty et al. (2017)	9.4 ± 1.31	2611	0.24	0.54	80.5	0.20	0.71
BUTD	9.0 ± 1.01	1162	0.22	0.49	56.4	0.09	0.78
BUTR+RR	10.2 ± 1.76	1882	0.26	0.59	93.6	0.14	0.80
Validation data	11.3 ± 2.61	9200	0.32	0.72	95.3	-	-

Table 4: Scores for diversity metrics as defined by Van Miltenburg et al. (2018) for different models.

age (Cov) are higher for Shetty et al. (2017), which is trained with a generative adversarial objective in order to generate more diverse captions. However, these types are more equally distributed in the captions generated by BUTR+RR, as shown by the higher mean segmented type-token ratio (TTR₁) and bigram type-token ratio (TTR₂).

The increased diversity of the captions may explain the lower BLEU score of BUTR+RR compared to BUTD. Recall that BLEU measures weighted n-gram precision, hence it awards less credit for captions that are lexically or syntactically different than the references. Thus, BLEU score may decrease if a model generates diverse captions. We note that METEOR, which incorporates non-lexical matching components in its scoring function, is higher for BUTR+RR than BUTD.

Decoding strategies: The failure of the captioning models to generalize can be partially ascribed to the effects of maximum likelihood decoding. Holtzman et al. (2019) find that maximum likelihood decoding leads to unnaturally flat and high per-token probability text. We find that even with grounding from the images, the captioning models do not assign a high probability to the sequences containing compositions that were not observed during training. BUTR is jointly trained with a ranking component, which is used to re-rank the generated captions, thereby ensuring that at the sentence-level, the captions are relevant for the image. It can thus be viewed as an improved decoding strategy such as those proposed in Vijayakumar et al. (2018); Fan et al. (2018); Radford et al. (2019); Holtzman et al. (2019).

8 Conclusion

Image captioning models are usually evaluated without explicitly considering their ability to generalize to unseen concepts. In this paper, we ar-

gued that models should be capable of *compositional generalization*, i.e. the ability to produce captions that include combinations of unseen concepts. We evaluated the ability of models to generalize to unseen adjective–noun and noun–verb pairs and found that two state-of-the-art models did not generalize in this evaluation, but that an image–sentence ranking model did. Given these findings, we presented a multi-task model that combines captioning and image–sentence ranking, and uses the ranking component to re-rank the captions generated by the captioning component. This model substantially improved generalization performance *without* sacrificing performance on established text-similarity metrics, while generating more diverse captions. We hope that this work will encourage researchers to design models that better reflect human-like language production.

Future work includes extending the evaluation to other concept pairs and other concept classes, analysing the circumstances in which the re-ranking step improves compositional generalization, exploring the utility of jointly trained discriminative re-rankers into other NLP tasks, developing models that generalize to size modifier adjectives, and devising approaches to improve the handling of semantically equivalent outputs for the proposed evaluation metric.

Acknowledgements

We thank Emiel van Miltenburg and Ákos Kádár for their extensive feedback on the work, and the reviewers, Ana Valeria Gonzales, Daniel Hershcovich, Heather Lent, and Mareike Hartmann for their comments. We also thank the participants of the Lorentz Center workshop on Compositionality in Brains and Machines for suggesting the phrase “paradigmatic gap”. MN was supported by the Erasmus+ Traineeship program. RA and MA are funded by a Google Focused Research Award.

References

- Harsh Agrawal, Karan Desai, Xinlei Chen, Rishabh Jain, Dhruv Batra, Devi Parikh, Stefan Lee, and Peter Anderson. 2018. nocaps: novel object captioning at scale. *arXiv preprint arXiv:1812.08658*.
- Peter Anderson, Basura Fernando, Mark Johnson, and Stephen Gould. 2016. Spice: Semantic propositional image caption evaluation. In *European Conference on Computer Vision*, pages 382–398. Springer.
- Peter Anderson, Basura Fernando, Mark Johnson, and Stephen Gould. 2017. Guided open vocabulary image captioning with constrained beam search. In *EMNLP*, pages 936–945. Association for Computational Linguistics.
- Peter Anderson, Xiaodong He, Chris Buehler, Damien Teney, Mark Johnson, Stephen Gould, and Lei Zhang. 2018. Bottom-up and top-down attention for image captioning and visual question answering. In *Proceedings of the IEEE Conference on Computer Vision and Pattern Recognition*, pages 6077–6086.
- Yuval Atzmon, Jonathan Berant, Vahid Kezami, Amir Globerson, and Gal Chechik. 2016. Learning to generalize to new compositions in image understanding. *CoRR*.
- Yancheng Bai, Yongqiang Zhang, Mingli Ding, and Bernard Ghanem. 2018. Sod-mtgan: Small object detection via multi-task generative adversarial network. In *Proceedings of the European Conference on Computer Vision (ECCV)*, pages 206–221.
- Marco Baroni and Roberto Zamparelli. 2010. Nouns are vectors, adjectives are matrices: Representing adjective-noun constructions in semantic space. In *Proceedings of the 2010 Conference on Empirical Methods in Natural Language Processing*, pages 1183–1193. Association for Computational Linguistics.
- Raffaella Bernardi, Ruket Cakici, Desmond Elliott, Aykut Erdem, Erkut Erdem, Nazli Ikizler-Cinbis, Frank Keller, Adrian Muscat, and Barbara Plank. 2016. Automatic description generation from images: A survey of models, datasets, and evaluation measures. *Journal of Artificial Intelligence Research*, 55:409–442.
- Manfred Bierwisch. 1989. The semantics of gradation. In *Dimensional adjectives*, ed. Manfred Bierwisch and Ewald Lang, pages 71–261. Berlin: Springer-Verlag.
- Xinlei Chen, Hao Fang, Tsung-Yi Lin, Ramakrishna Vedantam, Saurabh Gupta, Piotr Dollár, and C Lawrence Zitnick. 2015. Microsoft coco captions: Data collection and evaluation server. *arXiv preprint arXiv:1504.00325*.
- Zhao Chen, Vijay Badrinarayanan, Chen-Yu Lee, and Andrew Rabinovich. 2018. Gradnorm: Gradient normalization for adaptive loss balancing in deep multitask networks. In *Proceedings of the 35th International Conference on Machine Learning, ICML 2018, Stockholmsmässan, Stockholm, Sweden, July 10-15, 2018*, pages 793–802.
- M. J. Cresswell. 1977. The semantics of degree. In *Montague grammar*, ed. Barbara Partee, pages 261–292. New York: Academic Press.
- Bo Dai, Sanja Fidler, Raquel Urtasun, and Dahua Lin. 2017. Towards diverse and natural image descriptions via a conditional gan. In *Proceedings of the IEEE International Conference on Computer Vision*, pages 2970–2979.
- Ishita Dasgupta, Demi Guo, Andreas Stuhlmüller, Samuel J Gershman, and Noah D Goodman. 2018. Evaluating compositionality in sentence embeddings. *arXiv preprint arXiv:1802.04302*.
- Michael Denkowski and Alon Lavie. 2014. Meteor universal: Language specific translation evaluation for any target language. In *Proceedings of the ninth workshop on statistical machine translation*, pages 376–380.
- Jacob Devlin, Ming-Wei Chang, Kenton Lee, and Kristina Toutanova. 2019. BERT: pre-training of deep bidirectional transformers for language understanding. In *Proceedings of the 2019 Conference of the North American Chapter of the Association for Computational Linguistics: Human Language Technologies, NAACL-HLT 2019, Minneapolis, MN, USA, June 2-7, 2019, Volume 1 (Long and Short Papers)*, pages 4171–4186.
- Jacob Devlin, Hao Cheng, Hao Fang, Saurabh Gupta, Li Deng, Xiaodong He, Geoffrey Zweig, and Margaret Mitchell. 2015. Language models for image captioning: The quirks and what works. In *Proceedings of the 53rd Annual Meeting of the Association for Computational Linguistics and the 7th International Joint Conference on Natural Language Processing of the Asian Federation of Natural Language Processing, ACL 2015, July 26-31, 2015, Beijing, China, Volume 2: Short Papers*, pages 100–105.
- Desmond Elliott and Frank Keller. 2014. Comparing automatic evaluation measures for image description. In *Proceedings of the 52nd Annual Meeting of the Association for Computational Linguistics (Volume 2: Short Papers)*, volume 2, pages 452–457.
- Allyson Ettinger, Ahmed Elgohary, Colin Phillips, and Philip Resnik. 2018. Assessing composition in sentence vector representations. *arXiv preprint arXiv:1809.03992*.
- Fartash Faghri, David J. Fleet, Jamie Kiros, and Sanja Fidler. 2018. VSE++: improving visual-semantic embeddings with hard negatives. In *British Machine Vision Conference 2018, BMVC 2018, Northumbria University, Newcastle, UK, September 3-6, 2018*, page 12.

- Angela Fan, Mike Lewis, and Yann Dauphin. 2018. Hierarchical neural story generation. *arXiv preprint arXiv:1805.04833*.
- Hao Fang, Saurabh Gupta, Forrest Iandola, Rupesh K Srivastava, Li Deng, Piotr Dollár, Jianfeng Gao, Xiaodong He, Margaret Mitchell, John C Platt, et al. 2015. From captions to visual concepts and back. In *Proceedings of the IEEE conference on computer vision and pattern recognition*, pages 1473–1482.
- Jerry A Fodor and Ernest Lepore. 2002. *The compositionality papers*. Oxford University Press.
- Jerry A Fodor and Zenon W Pylyshyn. 1988. Connectionism and cognitive architecture: A critical analysis. *Cognition*, 28(1-2):3–71.
- Andrea Frome, Greg S Corrado, Jon Shlens, Samy Bengio, Jeff Dean, Tomas Mikolov, et al. 2013. Devise: A deep visual-semantic embedding model. In *Advances in neural information processing systems*, pages 2121–2129.
- Edward Grefenstette and Mehrnoosh Sadrzadeh. 2011. Experimental support for a categorical compositional distributional model of meaning. In *Proceedings of the Conference on Empirical Methods in Natural Language Processing*, pages 1394–1404. Association for Computational Linguistics.
- Kaiming He, Xiangyu Zhang, Shaoqing Ren, and Jian Sun. 2016. Deep residual learning for image recognition. In *Proceedings of the IEEE conference on computer vision and pattern recognition*, pages 770–778.
- Lisa Anne Hendricks, Subhashini Venugopalan, Marcus Rohrbach, Raymond Mooney, Kate Saenko, and Trevor Darrell. 2016. Deep compositional captioning: Describing novel object categories without paired training data. In *Proceedings of the IEEE conference on computer vision and pattern recognition*, pages 1–10.
- Sepp Hochreiter and Jürgen Schmidhuber. 1997. Long short-term memory. *Neural computation*, 9(8):1735–1780.
- Micah Hodosh, Peter Young, and Julia Hockenmaier. 2013. Framing image description as a ranking task: Data, models and evaluation metrics. *Journal of Artificial Intelligence Research*, 47:853–899.
- Ari Holtzman, Jan Buys, Maxwell Forbes, and Yejin Choi. 2019. The curious case of neural text degeneration. *CoRR*, abs/1904.09751.
- Andrej Karpathy and Li Fei-Fei. 2015. Deep visual-semantic alignments for generating image descriptions. In *The IEEE Conference on Computer Vision and Pattern Recognition (CVPR)*.
- Mert Kilickaya, Aykut Erdem, Nazli Ikizler-Cinbis, and Erkut Erdem. 2017. Re-evaluating automatic metrics for image captioning. In *Proceedings of the 15th Conference of the European Chapter of the Association for Computational Linguistics: Volume 1, Long Papers*, pages 199–209.
- Diederik P Kingma and Jimmy Ba. 2014. Adam: A method for stochastic optimization. *arXiv preprint arXiv:1412.6980*.
- Brenden M Lake and Marco Baroni. 2017. Generalization without systematicity: On the compositional skills of sequence-to-sequence recurrent networks. *arXiv preprint arXiv:1711.00350*.
- Brenden M Lake, Tomer D Ullman, Joshua B Tenenbaum, and Samuel J Gershman. 2017. Building machines that learn and think like people. *Behavioral and brain sciences*, 40.
- Tsung-Yi Lin, Michael Maire, Serge Belongie, James Hays, Pietro Perona, Deva Ramanan, Piotr Dollár, and C Lawrence Zitnick. 2014. Microsoft coco: Common objects in context. In *European conference on computer vision*, pages 740–755. Springer.
- Chang Liu, Fuchun Sun, Changhu Wang, Feng Wang, and Alan Yuille. 2017. Mat: A multimodal attentive translator for image captioning. *arXiv preprint arXiv:1702.05658*.
- Jiasen Lu, Jianwei Yang, Dhruv Batra, and Devi Parikh. 2018. Neural baby talk. In *Proceedings of the IEEE Conference on Computer Vision and Pattern Recognition*, pages 7219–7228.
- Junhua Mao, Xu Wei, Yi Yang, Jiang Wang, Zhiheng Huang, and Alan L Yuille. 2015. Learning like a child: Fast novel visual concept learning from sentence descriptions of images. In *Proceedings of the IEEE international conference on computer vision*, pages 2533–2541.
- Edward H Matthei. 1982. The acquisition of pronominal modifier sequences. *Cognition*, 11(3):301–332.
- James L McClelland, David E Rumelhart, PDP Research Group, et al. 1986. Parallel distributed processing. *Explorations in the Microstructure of Cognition*, 2:216–271.
- R Thomas McCoy, Tal Linzen, Ewan Dunbar, and Paul Smolensky. 2018. Rnns implicitly implement tensor product representations. *arXiv preprint arXiv:1812.08718*.
- Jeff Mitchell and Mirella Lapata. 2008. Vector-based models of semantic composition. *proceedings of ACL-08: HLT*, pages 236–244.
- Richard Montague. 1974. Formal philosophy, ed. r. thomason. *New Haven*.
- Kishore Papineni, Salim Roukos, Todd Ward, and Wei-Jing Zhu. 2002. Bleu: a method for automatic evaluation of machine translation. In *ACL*, pages 311–318. ACL.

- Barbara Partee. 1984. Compositionality. *Varieties of formal semantics*, 3:281–311.
- Jeffrey Pennington, Richard Socher, and Christopher D. Manning. 2014. Glove: Global vectors for word representation. In *Empirical Methods in Natural Language Processing (EMNLP)*, pages 1532–1543.
- Steven Piantadosi and Richard Aslin. 2016. Compositional reasoning in early childhood. *PloS one*, 11(9):e0147734.
- Peng Qi, Timothy Dozat, Yuhao Zhang, and Christopher D. Manning. 2018. Universal dependency parsing from scratch. In *Proceedings of the CoNLL 2018 Shared Task: Multilingual Parsing from Raw Text to Universal Dependencies*, pages 160–170, Brussels, Belgium. Association for Computational Linguistics.
- Alec Radford, Jeffrey Wu, Rewon Child, David Luan, Dario Amodei, and Ilya Sutskever. 2019. Language models are unsupervised multitask learners. *OpenAI Blog*, 1:8.
- Isabelle Rosenthal, Sivalogeswaran Ratnasingam, Theodoros Haile, Serena Eastman, Josh Fuller-Deets, and Bevil R Conway. 2018. Color statistics of objects, and color tuning of object cortex in macaque monkey. *Journal of vision*, 18(11):1–1.
- Mohammad Amin Sadeghi and Ali Farhadi. 2011. Recognition using visual phrases. In *CVPR 2011*, pages 1745–1752. IEEE.
- Rakshith Shetty, Marcus Rohrbach, Lisa Anne Hendricks, Mario Fritz, and Bernt Schiele. 2017. Speaking the same language: Matching machine to human captions by adversarial training. In *Proceedings of the IEEE International Conference on Computer Vision*, pages 4135–4144.
- Paul Smolensky. 1988. On the proper treatment of connectionism. *Behavioral and brain sciences*, 11(1):1–23.
- Emiel Van Miltenburg, Desmond Elliott, and Piek Vossen. 2018. Measuring the diversity of automatic image descriptions. In *Proceedings of the 27th International Conference on Computational Linguistics*, pages 1730–1741.
- Ramakrishna Vedantam, C. Lawrence Zitnick, and Devi Parikh. 2015. Cider: Consensus-based image description evaluation. In *CVPR*, pages 4566–4575. IEEE Computer Society.
- Ivan Vendrov, Ryan Kiros, Sanja Fidler, and Raquel Urtasun. 2016. Order-embeddings of images and language. In *4th International Conference on Learning Representations, ICLR 2016, San Juan, Puerto Rico, May 2-4, 2016, Conference Track Proceedings*.
- Ashwin K Vijayakumar, Michael Cogswell, Ramprasaath R Selvaraju, Qing Sun, Stefan Lee, David Crandall, and Dhruv Batra. 2018. Diverse beam search for improved description of complex scenes. In *Thirty-Second AAAI Conference on Artificial Intelligence*.
- Oriol Vinyals, Alexander Toshev, Samy Bengio, and Dumitru Erhan. 2015. Show and tell: A neural image caption generator. In *Proceedings of the IEEE conference on computer vision and pattern recognition*, pages 3156–3164.
- Oriol Vinyals, Alexander Toshev, Samy Bengio, and Dumitru Erhan. 2017. Show and tell: Lessons learned from the 2015 mscoco image captioning challenge. *IEEE transactions on pattern analysis and machine intelligence*, 39(4):652–663.
- Liwei Wang, Alexander Schwing, and Svetlana Lazebnik. 2017. Diverse and accurate image description using a variational auto-encoder with an additive gaussian encoding space. In *Advances in Neural Information Processing Systems*, pages 5756–5766.
- Kelvin Xu, Jimmy Ba, Ryan Kiros, Kyunghyun Cho, Aaron Courville, Ruslan Salakhudinov, Rich Zemel, and Yoshua Bengio. 2015. Show, attend and tell: Neural image caption generation with visual attention. In *Proceedings of the 32nd International Conference on Machine Learning*, volume 37 of *Proceedings of Machine Learning Research*, pages 2048–2057, Lille, France. PMLR.
- Quanzeng You, Hailin Jin, Zhaowen Wang, Chen Fang, and Jiebo Luo. 2016. Image captioning with semantic attention. In *Proceedings of the IEEE conference on computer vision and pattern recognition*, pages 4651–4659.

A Adjective Frequencies

Figure 4 shows a histogram of the most frequent adjectives in the captions of the COCO dataset.

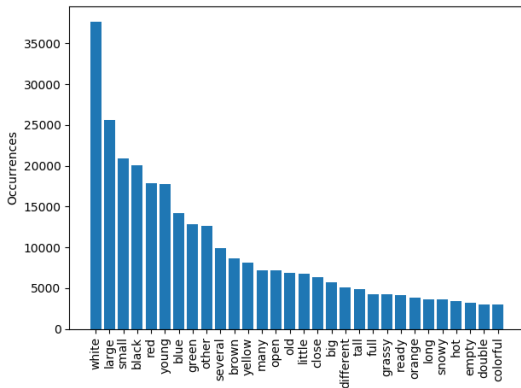


Figure 4: Histogram of the adjectives used in COCO.

B Concept Pairs Statistics

Table 5 shows the number of images for which at least one reference caption includes the respective concept pair. The two numbers indicate scores for the COCO training set (which is also used for training, by holding out exactly this set of images) and the COCO validation set (which is used for evaluation).

C Dataset splits

To increase the efficiency of training and evaluation, we create training sets in which we simultaneously hold out multiple pairs. We ensure that no more than 5% of the training data is removed from the original training set, and that we do not remove pairs with overlapping nouns, adjectives or verbs within the same training set.

Based on these constraints, we create four sets of training and evaluation splits. Each set contains a held out pair for a color modifier on an animate and inanimate object, a size modifier on an inanimate and inanimate object and a transitive and an intransitive verb for animate objects. For each of these four splits, we train a model on the respective training data and calculate the recall for each held out pair on the respective evaluation data.

Further, we calculate average recall scores for various groups of conceptually similar held out pairs and an average over all recall scores as a single measure indicating the compositional generalization performance of a model.

	Training Set	Validation Set
black bird	205	122
small dog	681	316
white boat	373	196
big truck	417	191
eat horse	212	106
stand child	1288	577
white horse	264	151
big cat	184	103
blue bus	276	143
small table	261	134
hold child	1328	664
stand bird	532	260
brown dog	613	291
small cat	252	149
white truck	262	121
big plane	967	357
ride woman	595	300
fly bird	245	132
black cat	840	448
big bird	215	123
red bus	566	232
small plane	481	158
eat man	555	250
lie woman	301	144

Table 5: Number of occurrences of concept pairs in the COCO training and validation set. The full training set size is 82,783 images, the validation set consists of 40,504 images.

Table 6 lists the held out word pairs and their distribution into four different datasets. We did not include inanimate verb–noun pairs because there were not enough instances in the validation set.

D Synonyms

Table 7 shows the synonyms we defined for our selected adjectives and verbs. For the noun synonyms, refer to Lu et al. (2018, Appendix)

E Training BUTR

In this section we describe the hyperparameters and training details of BUTR. The parameters have been chosen in accordance with the BUTD and VSE++ models and not further tuned. BUTR is trained with a 1024D visual-semantic embedding space (J), a 1000D language encoding LSTM (L), a 1000D language generation LSTM (G), a vocabulary of 10000 types (V), 300D word embeddings

	Held out pairs	$\mathcal{D}_{\text{train}}$	$\mathcal{D}_{\text{eval}}$
1	black cat, big bird, red bus, small plane, eat man, lie woman	79,825	1,355
2	brown dog, small cat, white truck, big plane, ride woman, fly bird	79,849	1,350
3	white horse, big cat, blue bus, small table, hold child, stand bird	79,938	1,455
4	black bird, small dog, white boat, big truck, eat horse, stand child	79,607	1,508

Table 6: The held out word pairs in each dataset split. Training and evaluation set sizes are in number of images; each image is associated with five captions. The full training set size is 82,783 images.

Word	Synonyms
big	large, tall, huge, wide, great, broad, enormous, expansive, extensive, giant, gigantic, massive, vast
small	little, narrow, short, tinier, tiny, thin, compact, mini, petite, skinny
red	dark-red, light-red
brown	brownish, dark-brown, light-brown
blue	blueish, light-blue, dark-blue
black	-
white	-
eat	chew, bite, graze
lie	lay
hold	carry
ride	-
fly	-
stand	-

Table 7: The adjective and verb synonyms used to select word pairs for the experiments in this paper.

(*E*), 2048D image region feature vectors, a 512D attention model dimension, and inference is performed using beam search with a 100 hypotheses (*B*). BUTR is trained using pre-computed bottom-up image features from 36 regions obtained using the bottom-up encoder defined in Anderson et al. (2016). The caption generation component is trained with teacher forcing and a maximum caption length of 20 in batches of 100 with the Adam optimizer (Kingma and Ba, 2014) using an initial learning rate of 1e-4. The gradients are clipped when they exceed 10.0. For the GradNorm opti-

mizer, we also use Adam, but with an initial learning rate of 0.01. We set the asymmetry to 2.5. BUTR is trained for at most 30 epochs, and early stop when the validation set BLEU score does not increase for five consecutive epochs.

F Describing Sizes

To support the claim that the bounding box sizes do not necessarily relate to the actual sizes of the objects as they are described, we perform a correlation analysis. We make use of the fact that there is bounding box annotations for objects in the COCO dataset. We identify each noun concept that was also used in combination with size modifiers in the held out concept pairs (cf. Table 1: cat, plane, table, dog, bird, and truck). For each of these concepts, we consider all images that contain at least one instance of the object as annotated in the COCO dataset. Given one of these images, we regard only the size of the area of the biggest bounding box⁹ belonging to an object of that kind. Then, we look at the reference captions belonging to the respective image and look for matching concept pairs¹⁰. To test whether the bounding box sizes relate to the described sizes of the objects, we perform a unpaired t-test comparing the box sizes for objects described as `small` and objects described as `big`.

Table 8 shows the average bounding box size for the set of concept pairs. Further, the last column shows the resulting p-values from the t-tests. The differences in box sizes for `small` vs. `big` objects are never significant, except for the case of `table` ($p \approx 0.007$). However, in this case the box sizes are on average bigger if the `table` is described as `small`. We conclude that the bounding box sizes of objects in the COCO dataset do not relate to the described sizes in the respective captions.

G Describing Actions

We analyze the dataset and calculate statistics on the occurrence of objects in connection with the concept pairs that include transitive and intransitive verbs. We use StanfordNLP for detecting the

⁹We assume that the biggest object of a category in the image is also the most salient and thus most likely the one that was described.

¹⁰We disregard all images with contradicting descriptions (i.e. different annotators describe the object as `small` and `big`) and images where the size of the concept is not described at all.

Concept	Average bounding box size (in pixels)	Number of samples	p-Value
small cat	42,920.6 ± 38,952.2	628	0.64
big cat	44,057.4 ± 41,979.9	495	
small plane	33,718.8 ± 30,481.2	569	0.77
big plane	33,263.1 ± 31,722.9	1,408	
small dog	36,939.5 ± 41,073.3	1,109	0.94
big dog	37,098.3 ± 40,088.6	718	
small table	80,762.0 ± 89,751.0	1,860	0.007
big table	72,958.0 ± 91,340.0	2,101	
small bird	15,063.0 ± 19,487.6	774	0.77
big bird	14,707.8 ± 27,008.7	789	
small truck	30,014.0 ± 49,121.4	531	0.21
big truck	32,918.2 ± 46,379.8	1,945	

Table 8: Comparison of bounding box sizes for different concept pairs describing sizes of objects. The last column indicates the resulting p-value from an unpaired t-test between the data of the two respective rows.

Concept Pair	with Object	including "obl"
hold child	96%	99%
ride woman	81%	97%
eat man	87%	97%
stand child	26%	92%
stand bird	3%	98%
fly bird	7%	89%
lie woman	24%	96%

Table 9: Percentage of captions where a direct or indirect object is connected to the noun of the concept pair. In the last column, additional arguments ("obl") are also counted as objects.

objects. The examined concept pairs for transitive verbs are hold child, ride woman, eat man and for intransitive verbs stand child, stand bird, fly bird, and lie woman.¹¹

The results are presented in Table 9. In fact, phrases using transitive verbs contain objects 88% of the time and phrases using intransitive verbs only 15% of the time. If we include additional arguments (marked as oblique "obl") in our definition of objects, the percentage in the transitive verb case rises to 98%, and in the intransitive case to 93%. An unpaired t-test shows that this difference is still significant ($p < 10^{-38}$).

¹¹We exclude the pair eat horse from the analysis, because we defined "graze" as a synonym for "eat" (cf. Table 7 which is an intransitive verb. We find that this is quite often used and thus would decrease the validity of the statistics

The performed analysis supports the hypothesis that the models perform better for actions described with transitive verbs because of additional clues coming from the object.

H Detailed Results

Table 10 presents the Recall@5 generalization performance for each held out pair.

	SAT	BUTD	BUTR	+RR	FULL
black bird	7.4	1.6	4.1	9.8	25.4
small dog	0	0.3	0	0.3	13.0
white boat	1.5	5.1	4.6	8.2	17.3
big truck	0	0	0	0.5	35.1
eat horse	0	19.8	7.5	36.8	41.5
stand child	0.7	3.6	3.1	14.0	24.4
white horse	4.0	10.6	9.9	13.9	48.3
big cat	0	0	0	0	0
blue bus	15.4	6.3	22.4	28.0	40.6
small table	0	0	0	0	0.7
hold child	3.2	5.9	3.2	11.6	33.7
stand bird	1.2	6.9	5.8	11.2	41.2
brown dog	0.3	1.4	3.8	9.3	29.9
small cat	0	0	1.3	1.3	0.7
white truck	8.3	8.3	8.3	19.0	31.4
big plane	0	0	0.8	2.5	58.3
ride woman	0	10.7	3.7	15.3	46.0
fly bird	6.1	19.7	21.2	25.0	52.3
black cat	3.1	7.8	7.8	22.3	67.2
big bird	0	1.6	0	4.1	9.8
red bus	16.8	24.1	29.7	48.7	65.5
small plane	0	0	0	0	39.2
eat man	3.2	10	13.6	17.6	37.2
lie woman	0.7	11.1	4.2	17.4	40.3

Table 10: Recall@5 for each of the held out concept pairs. RR stands for re-ranking after decoding. The **bold face** results denote the best model performance when trained with paradigmatic gaps.