

Lattice-Based Fuzzy Medical Expert System for Low Back Pain Management

Debarpita Santra^{1*}, S. K. Basu², J. K. Mondal¹,
and Subrata Goswami³,

¹ Department of Computer Science & Engineering, University of Kalyani, Kalyani, Nadia,
West Bengal-741235, India

² Department of Computer Science, Banaras Hindu University, Varanasi 221005, India

³ ESI Institute of Pain Management, Kolkata 700009, India

{debarpita.cs*, swapankb, jkm.cse, drsgoswami1}@gmail.com

Abstract. Low Back Pain (LBP) is a common medical condition that deprives many individuals worldwide of their normal routine activities. In the absence of external biomarkers, diagnosis of LBP is quite challenging. It requires dealing with several clinical variables, which have no precisely quantified values. Aiming at the development of a fuzzy medical expert system for LBP management, this research proposes an attractive lattice-based knowledge representation scheme for handling imprecision in knowledge, offering a suitable design methodology for a fuzzy knowledge base and a fuzzy inference system. The fuzzy knowledge base is constructed in modular fashion, with each module capturing interrelated medical knowledge about the relevant clinical history, clinical examinations and laboratory investigation results. This approach in design ensures optimality, consistency and preciseness in the knowledge base and scalability. The fuzzy inference system, which uses the Mamdani method, adopts the triangular membership function for fuzzification and the Centroid of Area technique for defuzzification. A prototype of this system has been built using the knowledge extracted from the domain expert physicians. The inference of the system against a few available patient records at the ESI Hospital, Sealdah has been checked. It was found to be acceptable by the verifying medical experts.

Keywords: Medical expert system, low back pain, fuzzy logic, lattice theory, knowledge base.

1 Introduction

India is confronting a huge void in its healthcare infrastructure, which can be filled with enormous application of information technology in the existing solutions. Medical expert system [1], a computer based new-generation medical decision support tool powered by Artificial Intelligence, bridges the gap between medical and computer sciences by engaging doctors and computer scientists to work in a collaborative manner so that the clinical parameters, symptoms, knowledge of the expert doctors can be integrated in one system.

This paper deals with developing a medical expert system for Low Back Pain (LBP) [2] management. LBP is a common medical problem that deprives many individuals in our country of leading their normal routine lifestyles. Diagnosing LBP is challenging, because it requires highly specialized knowledge involving a complex anatomical and physiological structure of a human being as well as diverse clinical considerations. With no standard techniques accepted and widely-used in clinical practice for measuring pain accurately, it is quite difficult to describe pain in terms of crisp quantifiable attribute-values. Also, how a person feels pain depends on his/her physiological, psychological, or other environmental factors. That's why the pain intensity of an individual may differ from the other. These kinds of clinical uncertainties can be resolved with the help of fuzzy logic and other mathematical techniques.

While fuzzy logic deals with imprecision in knowledge, the properties like completeness and non-redundancy in the knowledge base are ensured by the application of lattice theory in the design. In this paper, a lattice-based fuzzy medical expert system for LBP diagnosis has been proposed. The triangular membership functions have been used for fuzzifying the linguistic values which are used to describe the clinical attributes, and the Mamdani inference approach has been used for designing the inference engine. The system has been successfully tested with twenty LBP patient records at the ESI Hospital Sealdah, West Bengal.

The rest of the paper is organized as: section 2 provides an outline of related works. In section 3, design issues of the intended medical expert system have been addressed. In section 4, the proposed system has been illustrated with a simple example from LBP domain. Finally, section 5 concludes the paper.

2 Related Works

Development of medical expert systems began in early 70's with MYCIN [3], followed by CASNET [4], INTERNIST [5], ONCOCIN [6], PUFF [7], etc. As uncertainty pervades in almost all the stages of clinical decision making, some existing medical expert systems used different mathematical techniques to handle inconsistency, imprecision, incompleteness, or other issues. While Rough Set theory [8] is widely used for dealing with inconsistency, and incompleteness in knowledge, fuzzy logic [9] is extensively used for handling imprecision in knowledge. A number of fuzzy medical expert systems have been reported in the literature for diagnosis of heart disease, typhoid fever, abdominal pain and for providing clinical support in intensive care unit.

A fuzzy medical expert system for heart disease diagnosis was proposed based on the databases available in V.A. Medical Centre, Long Beach, and Cleveland Clinic databases. The system took help of Mamdani inference method with thirteen input fields, and one output field [10]. The decision support system for the diagnosis of typhoid fever used triangular membership function for each of the decision variables, and also Mamdani fuzzy inference method for designing the inference system. The proposed system was successfully evaluated with the typhoid patient cases from Federal Medical Centre, Owo, Ondo State-Nigeria [11]. The fuzzy expert system

proposed for medical diagnosis of acute abdominal pain, considered around 200 symptoms. Knowledge about these symptoms was stored in the knowledge base in the form of about 60 rules and 4000 fuzzy relations. The partial test of the system was done with 100 patients at the ‘Chirurgische Klinik’ in Dusseldorf [12].

3 Design of Proposed System

Development of a fuzzy medical expert system for LBP diagnosis requires efficient design of a fuzzy knowledge base, and a fuzzy inference system. The block diagram of the intended system is shown in figure 1.

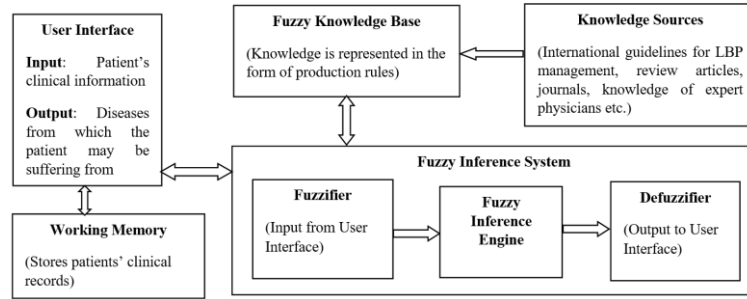


Fig 1: Block diagram of the intended fuzzy medical expert system for LBP diagnosis

When an LBP patient comes for treatment, all the significant clinical information (clinical history, reports of local/general examinations, results of clinical investigation etc.) of the patient are fed into the system through the user interface. The fuzzy inference system accepts the inputted patient information, matches them with the knowledge stored in the fuzzy knowledge base, and concludes with a list of diseases from which the patient may be suffering from.

3.1 Design of Fuzzy Knowledge Base

We assume that there is a finite set D of x LBP diseases in the literature. Assessment of different LBP diseases goes through three different phases: *phase 1* for finding a list of probable diseases based on the relevant clinical history of a patient X ; *phase 2* for determining a list of probable diseases based on the local/general examinations of X ; and *phase 3* for finding a list of probable diseases based on the clinical investigation results. Considering that there is a finite non-empty set A of n clinical parameters / attributes relevant for assessment of all the LBP diseases in the literature, n_1 ($0 < n_1 < n$) clinical attributes comprising the set A_1 ($\square A$) are used for collection of clinical history in *phase 1*, n_2 ($0 < n_2 < n$) attributes forming the set A_2 ($\square A$) are there for acquiring the local/general examination reports of LBP patients in *phase 2*, and n_3 ($0 < n_3 < n$) attributes constituting the set A_3 ($\square A$) are considered for capturing the

clinical investigation results of LBP patients in *phase 3*. Here, A_1, A_2, A_3 are disjoint subsets of A .

With no standard techniques accepted and widely-used in clinical practice for measuring pain accurately, it is quite difficult to describe pain in terms of crisp quantifiable attribute-values. Use of Numeric Rating Scale (NRS) as shown in figure 2 for measuring pain intensity is a popular approach.

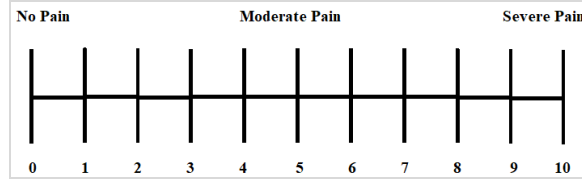


Fig 2: Numeric Rating Scale for pain assessment

In NRS, the three pain intensity values ‘No Pain’, ‘Moderate Pain’, and ‘Severe Pain’ cannot be crisply defined; rather, there exists imprecision in defining the range for every linguistic value.

The fuzzy knowledge base for the proposed medical expert system holds knowledge related to x LBP diseases, where each disease is characterized by the clinical attributes belonging to A . Every piece of knowledge needs to be represented in the form of production rules. The rules are generated from the acquired knowledge in a systematic fashion with the help of a lattice structure. The lattice structure actually works as the fuzzy knowledge base.

Rule Generation using Lattice

Prior to formation of a lattice structure, a fuzzy information system S_f is designed using the acquired knowledge, which contains M (> 0) rows and N ($= n + 2$) columns. In S_f , each tuple is represented as $\langle (d, v_f(d)), \{(a_j, v_f(a_j)) \mid a_j \in A \ (1 \leq j \leq n)\} \rangle$ is the j^{th} clinical attribute for the disease d , and $v_f(a_j)$ denotes the linguistic value of a_j , r_s , where d represents an LBP disease, $v_f(d)$ represents the linguistic value associated with the chance of occurrence of d , and r_s denotes the reliability strength of a production rule of the form $[\cup_{j=1 \text{ to } n} \{(a_j, v_f(a_j))\} \rightarrow (d, v_f(d))]$. The reliability strength r_s ($0 \leq r_s \leq 1$), which measures how much reliable the piece of knowledge is, is determined based on the nature of knowledge sources used for acquiring the knowledge. For example, if a piece of knowledge is acquired from an international guideline, the reliability strength for the piece of knowledge is very high, compared to that of another piece of knowledge acquired from a case study or expert consensus.

The fuzzy information system S_f can formally be represented as $S_f = (D_f, A_f, R_f)$, where D_f is a set of (disease, linguistic_value) pairs, A_f is a set of (attribute, linguistic_value) pairs, and R_f is the set of corresponding reliability strengths. For every subset B_f of A_f , a binary indiscernibility relation $I(B_f)$ [8] on D_f is defined as follows: two different (decision, linguistic_value) pairs $(d_i, v_f(d_i))$ and $(d_j, v_f(d_j))$ [$i \neq j$] are indiscernible by the subset of attributes B_f in A_f , if the linguistic value corresponding to an attribute $b_f \in B_f$ is the same for both the pairs $(d_i, v_f(d_i))$ and $(d_j,$

$v_f(d_j)$). The equivalence class of the relation $I(B_f)$ is called an elementary set in B_f [8]. The construction of equivalence classes involving the elements in A_f and D_f is performed in a systematic fashion, as given below in a procedure called **Equivalence_Class_Construction**(). The algorithm uses the fuzzy information system S_f as input.

Procedure Equivalence_Class_Construction (S_f)

Begin

$k_1 = 0$ // k_1 is a temporary variable

$E_f = \emptyset$ // E_f is the set of elementary sets, which is initially empty

While $k_1 \leq n$ do // n is the no. of clinical attributes

For $k_2 = 1$ to ${}^nC_{k_1}$ do // k_2 is a temporary variable

$B_f = \text{Combination}(A_f, k_1)$ // The procedure **Combination**(A_f, k_1) returns a set of k_1 clinical attributes from a set of n attributes in each iteration

$E_f = E_f \cup [D_f/B_f]$ // $[D_f/B_f]$ denotes the elementary sets of D_f determined by B_f

End for

$k_1 = k_1 + 1$

End while

Return E_f

End Equivalence_Class_Construction

If a maximum of K instructions is executed by the procedure **Combination**() in **Equivalence_Class_Construction**() procedure, the total no. of operations performed by the latter is $(\sum_{k=1}^n K \times k_1 \times {}^nC_{k_1})$.

All the knowledge contained in the fuzzy information system S_f is stored efficiently in the fuzzy knowledge base KB_f . Initially, $KB_f = \emptyset$. Every time a new clinical attribute is encountered, information regarding the attribute is added to the existing KB_f using ‘set union’ operation. With n (> 0) clinical attributes in A , the knowledge base is modified as $KB_f = KB_f \cup \{a_i \mid a_i \in A\}$ is a clinical attribute, where $1 \leq i \leq n$. To extract detailed knowledge about each of the n elements in KB_f , the attributes are combined with each other in an orderly fashion. First, nC_2 combinations are made taking exactly two different attributes at a time from the n attributes. In this case, $KB_f = KB_f \cup \{(a_i, a_j) \mid a_i \text{ and } a_j \text{ are the two clinical attributes in } A \text{ where } a_i \neq a_j \text{ and } 1 \leq i, j \leq n\}$. In the same way, nC_k combinations of attributes are found, where $2 \leq k \leq n$, and the knowledge base is updated accordingly. Now the KB_f holds a total of $(2^n - 1)$ attribute combinations. So, a set S constructed using all the attribute combinations in KB_f acts as the power set of A , and is represented as $S = \{\emptyset, \{a_1\}, \{a_2\}, \{a_3\}, \dots, \{a_n\}, \{a_1, a_2\}, \{a_1, a_3\}, \dots, \{a_{n-1}, a_n\}, \{a_1, a_2, a_3\}, \dots, \{a_{n-2}, a_{n-1}, a_n\}, \dots, \{a_1, a_2, \dots, a_{n-1}, a_n\}\}$.

Now a relation R is considered, which acts as subset equality i.e. \subseteq . Suppose $\alpha, \beta, \gamma \subseteq S$. So, $[S; \subseteq]$ is a poset as

i) $\forall \alpha \in S : (\alpha \subseteq \alpha)$ (holds reflexivity relationship)

ii) $\forall (\alpha, \beta) \in S : \alpha \subseteq \beta \text{ and } \beta \subseteq \alpha \Rightarrow (\alpha = \beta)$ (holds antisymmetry relationship)

iii) $\forall (\alpha, \beta, \gamma) \in S : \alpha \subseteq \beta, \beta \subseteq \gamma \Rightarrow (\alpha \subseteq \gamma)$ (holds transitivity relationship)

Now, two elements $x^\square \in S$ and $y^\square \in S$ are taken to construct $\{x^\square, y^\square\}$. This set would always have a *glb* [greatest lower bound] as $(x^\square \cap y^\square) \in S$ and *lub* [least

upper bound] as $(x^\square \cup y^\square) (\in S)$. This is true for any $x^\square (\in S)$ and $y^\square (\in S)$. So, S is a lattice of order n . Each node in the lattice contains three types of information: a set B_f of clinical attributes associated with their corresponding linguistic values as recorded in S_f , the elementary sets obtained against B_f using the procedure **Equivalence_Class_Construction()**, and the reliability strength against each element belonging to the elementary sets.

Suppose, a node in the lattice S contains m (> 0) elementary sets E_1, E_2, \dots, E_m against the set of attributes B_f . Assume that B_f contains k (> 0) clinical attributes $\{a_i, a_{i+1}, a_{i+2}, \dots, a_{i+k}\}$ with each attribute a_{k1} ($i \leq k1 \leq (i+k)$) of B_f has a linguistic value v_{k1} . The corresponding elementary set E_j ($1 \leq j \leq m$) contains l (> 0) $(d, v_j(d))$ pairs, where d denotes an LBP disease and $v_j(d)$ denotes the linguistic value associated with the chance of occurrence of the disease d . A maximum of l production rules would be generated of the form $[(a_i, v_i) \text{ AND } (a_{i+1}, v_{i+1}) \text{ AND } \dots \text{ AND } (a_{i+k}, v_{i+k}) \rightarrow E_j]$. If all the l ($\leq x$) elements in E_j contains l different LBP diseases, then the total number of production rules generated against B_f is l . If on the other hand, at least two elements in E_j contain the same disease with two distinct linguistic values val_1 and val_2 respectively, the issue is resolved with the help of associated reliability strengths. An item with greater reliability strength obviously gets priority over the other elements. The same reliability strength for more than one such conflicting items leads to incorporation of another mathematical technique(s) for handling inconsistency in knowledge. Handling of inconsistencies is out of scope for this paper.

3.2 Design of Fuzzy Inference System

The fuzzy inference system consists of a fuzzifier, an inference engine, and a defuzzifier. The fuzzifier fuzzifies the raw linguistic values associated with the clinical attributes in A using triangular membership function. Corresponding to the set A , a fuzzy set A_F is first defined as $A_F = \{(a_i, \mu(a_i)) | a_i \in A, \mu(a_i) \in [0, 1]\}$, where $\mu(a_i)$ denotes the membership function of a_i .

Any inference engine of a medical expert system performs two tasks: (i) it matches the inputted patient information with the stored knowledge; (ii) the matched knowledge is processed for making reliable diagnostic conclusions. Use of a lattice structure as the knowledge base makes the matching process easier. As the information about an LBP patient may include only p ($\leq n$) clinical attributes, it would be sufficient only to search the nodes at the p^{th} level of the lattice S . This kind of matching strategy reduces the search time in the knowledge base to a great extent. The fuzzy inference engine uses the Mamdani approach [11], and the defuzzification process uses the Centroid of Area method [11].

As LBP diagnosis goes mainly through three phases, three different lattice structures are formed to store knowledge. The inference engine is also executed phase-wise, and the three different lists of probable diseases are obtained from these phases. In each phase, the list of probable diseases gets refined. The list of diseases obtained after *phase 3* would be regarded as the final outcomes of the medical expert system. This type of modular approach ensures scalability in the design.

4 Illustration and Implementation

For the sake of simplicity, this paper considers only five important clinical history parameters namely ‘pain at low back area’ (a_1), ‘pain at legs’ (a_2), ‘pain at rest’ (a_3), ‘pain during forward bending’ (a_4), and ‘pain during backward bending’ (a_5) as input. No clinical examination and investigation parameters have been used in this paper. Only three linguistic values ‘No’, ‘Moderate’, and ‘Severe’ are considered as the values for the set A_1 of attributes $\{a_1, a_2, a_3, a_4, a_5\}$, and the ranges of these fuzzy values are defined as $[0, 4]$, $[3, 7]$, and $[6, 10]$, respectively. The membership function graph for these linguistic variables is shown in figure 3(a).

The designed medical expert system outputs the chances of occurrence for only five major LBP diseases namely ‘Sacroiliac Joint Arthropathy’ (d_1), ‘Facet Joint Arthropathy’ (d_2), ‘Discogenic Pain’ (d_3), ‘Prolapsed Intervertebral Disc Disease’ (d_4), and ‘Myofascial Pain Syndrome’ (d_5). Chance of occurrence of every disease can be described by four linguistic values ‘No’, ‘Low’, ‘Moderate’, and ‘High’, and the corresponding ranges of values are defined as $[0, 10]$, $[8, 25]$, $[20, 70]$, and $[60, 100]$, respectively. The membership function graph corresponding to the chance of occurrence of the LBP diseases is shown in figure 3(b).

Using the acquired knowledge, an information system S_f is first constructed involving the clinical attributes in A_1 , as shown in table 1. Using the attributes in A_1 , a lattice structure is constructed as shown in figure 4. Against each node in the lattice, the elementary sets are obtained using the procedure *Equivalence_Class_Construction()* and the information system S_f . In this way, the fuzzy knowledge base is constructed.

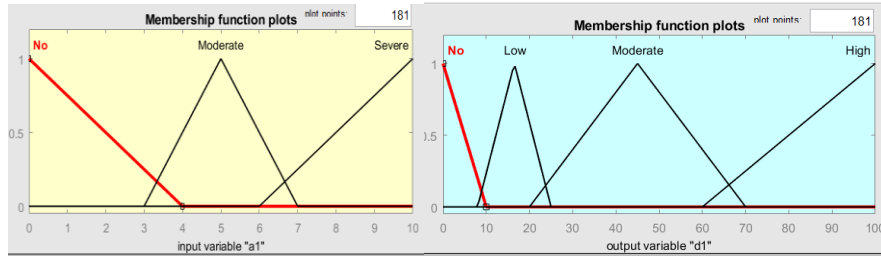


Fig 3(a): Membership function for a_1 **Fig 3(b):** Membership function for d_1

Table 1: Information system S_f corresponding to clinical attributes in A_1

(disease, linguistic value)	a_1	a_2	a_3	a_4	a_5	Reliability strength (r_s)
(d_1 , High)	Moderate	No	Severe	Moderate	Moderate	0.8
(d_2 , High)	Moderate	No	No	No	Severe	0.7
(d_3 , Moderate)	Moderate	No	No	No	No	0.6
(d_4 , High)	No	Severe	No	Severe	No	0.6
(d_5 , Low)	Moderate	No	Moderate	No	No	0.4

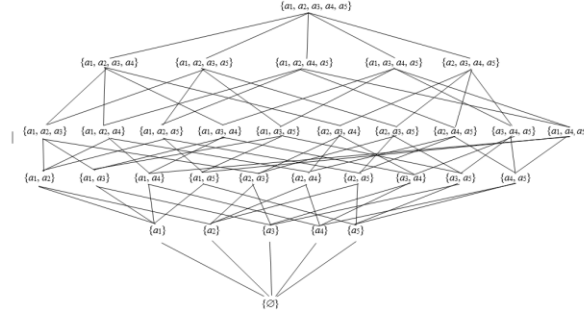


Fig 4: Lattice structure formed using the attributes in A_1

For the proposed fuzzy expert system, the surface viewers of some fields are shown in figure 5.

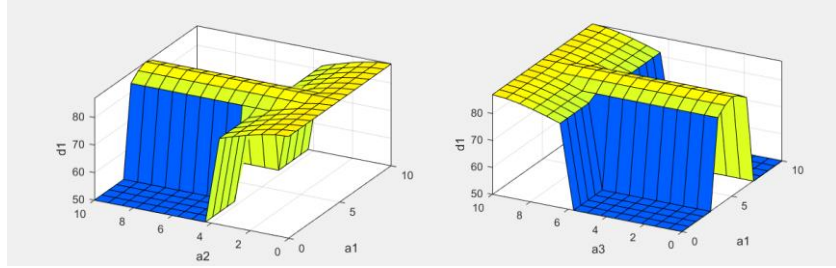


Fig 5: Surface viewers for disease d_1 against the attributes a_1 , a_2 , and a_3

A prototype of the designed system has been tested with 20 LBP patient cases obtained from the ESI Hospital, Sealdah, West Bengal. For 18 cases, the achieved results have matched with the expected results. A sample test case has been taken with input values for $a_1 = 4.8$, $a_2 = 3.98$, $a_3 = 2.1$, $a_4 = 5$, and $a_5 = 1.94$. The partial-snapshot of the rule-viewer for this scenario is shown in figure 6. The outputs from the rule-viewer say that the chance of occurrence of the diseases d_1 , d_2 , and d_4 are high, while that of d_3 is moderate, and that of d_5 is low.

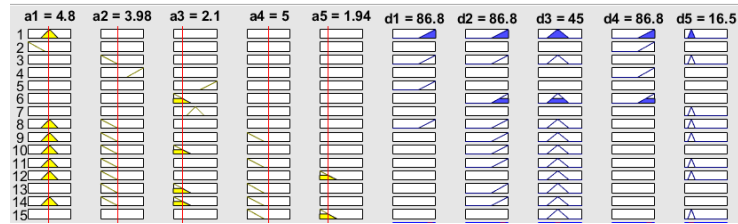


Fig 6: Partial snapshot of the rule viewer for the sample test case

5 Conclusion

The advantages of developing a lattice-based fuzzy medical expert system are: system completeness, non-redundancy, and preciseness in the knowledge stored in the knowledge base. As reliability is a major concern in medical expert systems, the proposed knowledge base design methodology and inferencing strategy act as a firm basis for development of the intended expert system for LBP management. As the number of LBP diseases is upper bounded by 10 as per expert knowledge, the time and space complexity would not be of much concern. The proposed schemes can be easily extended for design of a full-fledged medical expert system for LBP management in future.

6 References

- [1] Liao, S. H. (2005). Expert system methodologies and applications—a decade review from 1995 to 2004. *Expert systems with applications*, 28(1), 93-103.
- [2] Andersson, G. B. (1999). Epidemiological features of chronic low-back pain. *The lancet*, 354(9178), 581-585.
- [3] Shortliffe, E. (Ed.). (2012). *Computer-based medical consultations: MYCIN* (Vol. 2). Elsevier.
- [4] Kulikowski, C. A., & Weiss, S. M. (1982). Representation of expert knowledge for consultation: the CASNET and EXPERT projects. *Artificial Intelligence in medicine*, 51.
- [5] Miller, R. A., Pople Jr, H. E., & Myers, J. D. (1982). Internist-I, an experimental computer-based diagnostic consultant for general internal medicine. *New England Journal of Medicine*, 307(8), 468-476.
- [6] Shortliffe, E. H., Scott, A. C., Bischoff, M. B., Campbell, A. B., Van Melle, W., & Jacobs, C. D. (1984). An expert system for oncology protocol management. *Rule-Based Expert Systems, BG Buchanan and EH Shortliffe, Editors*, 653-65.
- [7] Aikins, J. S., Kunz, J. C., Shortliffe, E. H., & Fallat, R. J. (1983). PUFF: an expert system for interpretation of pulmonary function data. *Computers and biomedical research*, 16(3), 199-208.
- [8] Pawlak, Z. (1998). Rough set theory and its applications to data analysis. *Cybernetics & Systems*, 29(7), 661-688.
- [9] Klir, G. J., & Yuan, B. (1995). Fuzzy sets and fuzzy logic: theory and applications. *Upper Saddle River*, 563.
- [10] Adeli, A., & Neshat, M. (2010, March). A fuzzy expert system for heart disease diagnosis. In *Proceedings of International Multi Conference of Engineers and Computer Scientists, Hong Kong* (Vol. 1).
- [11] Samuel, O. W., Omisore, M. O., & Ojokoh, B. A. (2013). A web based decision support system driven by fuzzy logic for the diagnosis of typhoid fever. *Expert Systems with Applications*, 40(10), 4164-4171.
- [12] Fathi-Torbaghan, M., & Meyer, D. A. N. I. E. L. (1994). MEDUSA: a fuzzy expert system for medical diagnosis of acute abdominal pain. *Methods of information in medicine*, 33(05), 522-529.