

# Compositional Liveness-Preserving Conformance Testing of Timed I/O Automata – Technical Report

Lars Luthmann\*

Real-Time Systems Lab  
TU Darmstadt, Germany

`lars.luthmann@es.tu-darmstadt.de`

Hendrik Göttmann

Real-Time Systems Lab  
TU Darmstadt, Germany

`h.goettmann@stud.tu-darmstadt.de`

Malte Lochau\*

Real-Time Systems Lab  
TU Darmstadt, Germany

`malte.lochau@es.tu-darmstadt.de`

I/O conformance testing theories (e.g., *ioco*) are concerned with formally defining when observable output behaviors of an implementation conform to those permitted by a specification. Thereupon, several real-time extensions of *ioco*, usually called *tioco*, have been proposed, further taking into account permitted delays between actions. In this paper, we propose an improved version of *tioco*, called *live timed ioco* (*ltioco*), tackling various weaknesses of existing definitions. Here, a reasonable adaptation of quiescence (i.e., observable absence of any outputs) to real-time behaviors has to be done with care: *ltioco* therefore distinguishes safe outputs being allowed to happen, from live outputs being enforced to happen within a certain time period thus inducing two different facets of quiescence. Furthermore, *tioco* is frequently defined on Timed I/O Labeled Transition Systems (TIOLTS), a semantic model of Timed I/O Automata (TIOA) which is infinitely branching and thus infeasible for practical testing tools. Instead, we extend the theory of zone graphs to enable *ltioco* testing on a finite semantic model of TIOA. Finally, we investigate compositionality of *ltioco* with respect to parallel composition including a proper treatment of silent transitions.

## 1 Introduction

Model-based testing constitutes a practically emerging, yet theoretically founded technique for automated quality assurance of software systems [15]. In particular, input/output conformance testing theories formalize notions of observable conformance between an implementation under test and a specification, where the **ioco** theory [34] constitutes one of the most prominent examples. The **ioco** relation requires both the input/output-behaviors of the specification and the implementation to be represented as input/output labeled transition systems (IOLTS), where the IOLTS of the implementation is unknown (black-box assumption) [10]. For an implementation to satisfy **ioco**, all its possible output behaviors must be permitted by the specification. To rule out trivial implementations never showing any output, **ioco** employs the notion of *quiescence* to explicitly permit starvation. In order to ensure proper test-execution semantics, **ioco** requires *input-enabled* implementations, never blocking any (test-)inputs. Hence, **ioco** is concerned with the correct *ordering* of (or causality among) input/output (re-)actions, whereas quantified *time delays* between action occurrences are not considered. However, reasoning about real-time behaviors becomes more and more crucial and various real-time extensions of **ioco**, so-called **tioco**, have been recently proposed [31, 13, 22, 23, 24]. Based on timed extensions of IOLTS (so-called TIOLTS), a system run progresses by either actively performing discrete, instantaneous actions or by inactively letting

---

\*This work was funded by the Hessian LOEWE initiative within the Software-Factory 4.0 project.

a quantified amount of time pass. Nevertheless, existing definitions of **tioco** suffer from several weaknesses which we tackle in this paper by proposing an improved version called *live timed ioco* (**ltioco**). Our contributions can be summarized as follows.

- Recent adoptions of quiescence in a timed setting also show several weaknesses: most recent versions of **tioco** either do not incorporate any notion of quiescence at all [31, 22, 23, 25], or define quiescence in terms of (either infinite or bounded) time intervals without observable output actions [13, 31]. Both fail to distinguish the *enabling* of output actions (i.e., an output is allowed to occur in a time interval to constitute *safe* behavior) from *enforced* output actions (i.e., an output must occur in a certain time interval to meet *liveness* requirements). To this end, **ltioco** distinguishes safe outputs from live outputs thus explicitly incorporating the two different facets of timed quiescence. We prove correctness of **ltioco** with respect to TIOLTS semantics and we show that **ltioco** is strictly more discriminating than most recent versions of **tioco**.
- We investigate compositionality properties of **ltioco** with respect to (synchronous) parallel composition including silent transitions.
- Finally, all recent versions of *tioco* are defined on TIOLTS, constituting a semantic model of Timed I/O Automata (TIOA) which is infinitely branching and thus infeasible for practical testing tools. Instead, we extend the notion of zone graphs to effectively check *ltioco* on a finite semantic model of TIOA using so-called *span traces*. Thereupon, we developed a tool for online testing using **ltioco** (see <https://www.es.tu-darmstadt.de/ltioco>).

Please note that all proofs are provided in Appendix A.

## 2 Timed Input/Output Automata

We first recall foundations of *Timed Automata (TA)* [2, 3], extension of TA by input/output labels [27, 28, 16] and their composition involving silent transitions [9].

TA are labeled finite state-transition graphs with states being called *locations* and transitions being called *switches*. A TA further consists of a finite set  $\mathcal{C}$  of *clocks*, defined over a numerical *clock domain*  $\mathbb{T}$  (e.g.,  $\mathbb{T} = \mathbb{N}_0$  for *discrete time* and  $\mathbb{T} = \mathbb{R}_+$  with  $\mathbb{R}_+ := \{r \in \mathbb{R} \wedge r \geq 0\}$  for *dense time*). Clocks constitute constantly and synchronously increasing, yet independently resettable variables over  $\mathbb{T}$  for measuring and restricting time intervals (durations/delays) between action occurrences. Note that we consider  $\mathbb{T} = \mathbb{N}_0$  in all examples. In particular, we consider *Timed Safety Automata* [21] in which time-critical behaviors are expressed by *clock constraints* as *guards* for switches and *invariants* for locations. Guards restrict time intervals in which a switch is enabled while residing in its source location, whereas invariants restrict time intervals in which a TA run is permitted to reside in a location. Alternative TA definitions may incorporate distinguished *acceptance locations* thus employing Büchi acceptance semantics on *infinite runs* [2, 21] which is out of the scope of this paper as model-based testing is inherently limited to *finite* test runs.

*Timed Input/Output-labeled Automata (TIOA)* extend TA for timed interface specifications (e.g., for model-based conformance testing of time-critical components or systems [27, 28]). The *label alphabet*  $\Sigma = \Sigma_I \cup \Sigma_O$  of a TIOA consists of two disjoint subsets of (externally controllable, internally observable) *input actions*  $\Sigma_I$  and (externally observable, internally controllable) *output actions*  $\Sigma_O$ . The special symbol  $\tau \notin \Sigma$  summarizes *internal actions* of silent switches being neither externally controllable nor visible, and we write  $\Sigma_\tau = \Sigma \cup \{\tau\}$  for short.

**Definition 1** (TIOA). A TIOA  $\mathcal{A}$  is a tuple  $(L, \ell_0, \Sigma_I, \Sigma_O, \rightarrow, I)$ , where

- $L$  is a finite set of locations with initial location  $\ell_0 \in L$ ,
- $\Sigma_I$  and  $\Sigma_O$  are sets of input actions and output actions with  $\Sigma_I \cap \Sigma_O = \emptyset$ ,
- $\rightarrow \subseteq L \times \mathcal{B}(\mathcal{C}) \times \Sigma_\tau \times 2^{\mathcal{C}} \times L$  is a relation defining switches, with a set  $\mathcal{B}(\mathcal{C})$  of clock constraints  $\varphi$  inductively defined as

$$\varphi := x \sim r \mid x - y \sim r \mid \neg\varphi \mid \varphi \wedge \varphi \mid \text{true},$$

where  $x, y \in \mathcal{C}$ ,  $r \in \mathbb{Q}_+$ , and  $\sim \in \{<, \leq, =, \geq, >\}$ , and

- $I : L \rightarrow \mathcal{B}(\mathcal{C})$  is a function assigning location invariants.

We write  $\ell \xrightarrow{g, \sigma, R} \ell'$  to denote switches from location  $\ell$  to  $\ell'$  with guard  $g$ , action  $\sigma$  and set  $R \subseteq \mathcal{C}$  of clocks being reset. Without loss of generality, we assume each location invariant being unequal to true to be *downward-closed* (i.e., with clauses  $x \leq r$  or  $x < r$ ) [8]. The operational semantics of TIOA may be defined as *Timed Input/Output Labeled Transition System (TIOLTS)* [20]. A TIOLTS state  $\langle \ell, u \rangle$  is a pair consisting of a location  $\ell \in L$  and a clock valuation  $u \in \mathcal{C} \rightarrow \mathbb{T}$ . A TIOLTS defines two kinds of transitions: (1) passage of time while inactively residing in a location, and (2) instantaneous switches between locations due to action occurrences (including  $\tau$ ). Given a clock valuation  $u$ ,  $u + d$  denotes the clock valuation mapping each clock  $c \in \mathcal{C}$  to the updated clock value  $u(c) + d$  with  $d \in \mathbb{T}$ . For a subset  $R \subseteq \mathcal{C}$  of clocks,  $[R \mapsto 0]u$  denotes the clock valuation mapping every clock in  $R$  to 0 while preserving the values of all other clocks in  $\mathcal{C} \setminus R$ . Finally,  $u \in g$  denotes that clock valuation  $u$  satisfies clock constraint  $g \in \mathcal{B}(\mathcal{C})$ . We further distinguish between *strong* and *weak* transitions, depending on whether silent transitions are visible or not.

**Definition 2 (TIOLTS).** The TIOLTS of TIOA  $(L, \ell_0, \Sigma_I, \Sigma_O, \rightarrow, I)$  is a tuple  $(S, s_0, \Sigma_I, \Sigma_O, \Rightarrow)$ , where

- $S = L \times (\mathcal{C} \rightarrow \mathbb{T})$  is a set of states with initial state  $s_0 = \langle \ell_0, [\mathcal{C} \mapsto 0]u_0 \rangle \in S$ ,
- $\hat{\Sigma}_\tau = \Sigma_I \cup \Sigma_O \cup \{\tau\} \cup \Delta$  is a set of labels with  $\Delta = \mathbb{T}$ ,  $\Sigma_\tau \cap \Delta = \emptyset$ , and
- $\rightarrow \subseteq S \times \hat{\Sigma}_\tau \times S$  is a set of (strong) transitions being the least relation satisfying the rules:
  - $\langle \ell, u \rangle \xrightarrow{d} \langle \ell, u + d \rangle$  if  $u \in I(\ell)$  and  $(u + d) \in I(\ell)$  for  $d \in \mathbb{T}$ , and
  - $\langle \ell, u \rangle \xrightarrow{\sigma} \langle \ell', u' \rangle$  if  $\ell \xrightarrow{g, \sigma, R} \ell'$ ,  $u \in g$ ,  $u' = [R \mapsto 0]u$ ,  $u' \in I(\ell')$ ,  $\sigma \in \Sigma_\tau$ .

By  $\Rightarrow \subseteq S \times \hat{\Sigma} \times S$  we further denote a set of (weak) transitions being the least relation satisfying the rules:

- $s_0 \xrightarrow{\tau^n} s_n$  if  $\exists s_1, \dots, s_{n-1} \in S : s_0 \xrightarrow{\tau} s_1 \xrightarrow{\tau} \dots \xrightarrow{\tau} s_n$  with  $n \in \mathbb{N}_0$ ,
- $s \xrightarrow{\sigma} s'$  if  $\exists s_1, s_2 \in S : s \xrightarrow{\tau^n} s_1 \xrightarrow{\sigma} s_2 \xrightarrow{\tau^m} s'$  with  $n, m \in \mathbb{N}_0$ ,
- $s \xrightarrow{d} s'$  if  $s \xrightarrow{d} s'$ ,
- $s \xrightarrow{0} s'$  if  $s \xrightarrow{\tau^n} s'$  with  $n \in \mathbb{N}_0$ ,
- $s_0 \xrightarrow{\sigma_1 \dots \sigma_n} s_n$  if  $\exists s_1, \dots, s_n \in S : s_0 \xrightarrow{\sigma_1} s_1 \xrightarrow{\sigma_2} \dots \xrightarrow{\sigma_n} s_n$  with  $n \in \mathbb{N}_0$ , and
- $s \xrightarrow{d+d'} s'$  if  $\exists s'' \in S : s \xrightarrow{d} s''$  and  $s'' \xrightarrow{d'} s'$ .

We only consider *strongly convergent* TIOA (i.e., having TIOLTS without infinite  $\tau$ -sequences). By  $\llbracket \mathcal{A} \rrbracket_S^x$ ,  $x \in \{w, s\}$ , we refer to the (either weak or strong) TIOLTS of TIOA  $\mathcal{A}$ , where we omit parameter  $x$  if not relevant. The weak semantics is obtained by replacing all occurrences of  $\rightarrow$  by  $\Rightarrow$  in all definitions. We recall three essential properties for strong TIOLTS semantics of any given TIOA [16, 1].

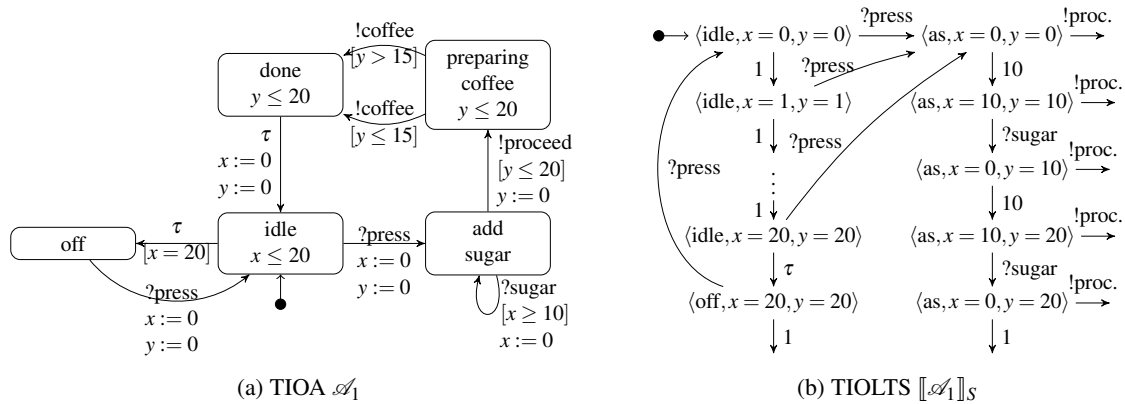


Figure 1: TIOA for a Simple Vending Machine [4, 8] and Extract from TIOELTS

**Proposition 1.** Let  $(S, s_0, \Sigma_I, \Sigma_O, \Rightarrow)$  be a TIOELTS of a TIOA.

- (Time Add)  $\forall s_1, s_3 \in S, \forall d_1, d_2 \in \Delta : s_1 \xrightarrow{d_1 + d_2} s_3 \Leftrightarrow \exists s_2 : s_1 \xrightarrow{d_1} s_2 \xrightarrow{d_2} s_3$
- (Time Reflex)  $\forall s_1, s_2 \in S : s_1 \xrightarrow{0} s_2 \Rightarrow s_1 = s_2$
- (Time Determ)  $\forall s_1, s_2, s_3 \in S : s_1 \xrightarrow{d} s_2$  and  $s_1 \xrightarrow{d} s_3$  then  $s_2 = s_3$

In contrast, the weak semantics obviously obstructs all three properties.

Furthermore, by  $traces(s_0) = \{\omega \mid s_0 \xrightarrow{\omega}\}$  we denote the set of all *traces*  $\omega = \alpha_1 \alpha_2 \dots \alpha_k \in (\Sigma \cup \Delta)^*$  corresponding to some path  $s_0 \xrightarrow{\alpha_1} s_1 \xrightarrow{\alpha_2} \dots \xrightarrow{\alpha_k} s_k$  of TIOELTS  $s$ . Given a TIOA  $\mathcal{A}$ , the TIOELTS  $[[\mathcal{A}]]_S$  defines all possible (timed) runs  $s_0 = \langle \ell_0, u_0 \rangle \xrightarrow{d_1} \sigma_1 \langle \ell_1, u_1 \rangle \xrightarrow{d_2} \sigma_2 \dots$  of  $\mathcal{A}$  in terms of sequences of (timed) steps  $s \xrightarrow{d} \sigma s'$  denoting  $\exists s' \in S : s \xrightarrow{d} s' \xrightarrow{\sigma} s''$  [31]. We refer to the set of weak/strong traces of state  $s$  by  $traces(s)^x$ ,  $x \in \{w, s\}$ , respectively.

**Example 1.** Figure 1a shows a (simplified) TIOA  $\mathcal{A}_1$  of a vending machine with two clocks,  $x$  and  $y$ , and Fig. 1b depicts an extract from its TIOELTS. Switches are labeled with actions (prefixes “?” for inputs and “!” for outputs), guards (e.g.,  $x \leq 20$ ), and (possibly empty) clock resets. We label locations by their names (e.g., initial location *idle*) and their location invariants. Clock constraints being equal to true are omitted. Each (timed) run of the machine starts in initial location *idle*, where a user may press a button to switch to location *add sugar*. If no button is pressed for 20 time units (e.g., seconds), the machine is turned off via a silent switch and may be switched to *idle*, again, by pressing a button. In location *add sugar*, sugar may be repeatedly selected, where at least 10 seconds must pass between two consecutive requests and the machine proceeds to location *preparing coffee* at most 20 second after input press. Here, coffee is dispensed for at most 20 seconds and the machine finally returns to *idle*. The machine either produces small coffees (finishing after less than 15 seconds) or large coffees (requiring more than 15 seconds). This example illustrates the semantic differences between guards and invariants: guards restrict time intervals in which a switch is allowed to be taken, whereas invariants define time intervals after which a location is enforced to be left (e.g., it is allowed to perform *!proceed* to leave location *add sugar* while  $y \leq 20$  holds, whereas it is enforced to leave location *preparing coffee* in case of  $y = 20$ ). Hence, guards express safety conditions, whereas invariants express liveness conditions of timed runs.

A TIOA is supposed to specify one particular part of an arbitrary complex system composed of several concurrently interacting components. We define CCS-like *parallel composition* of TIOA with

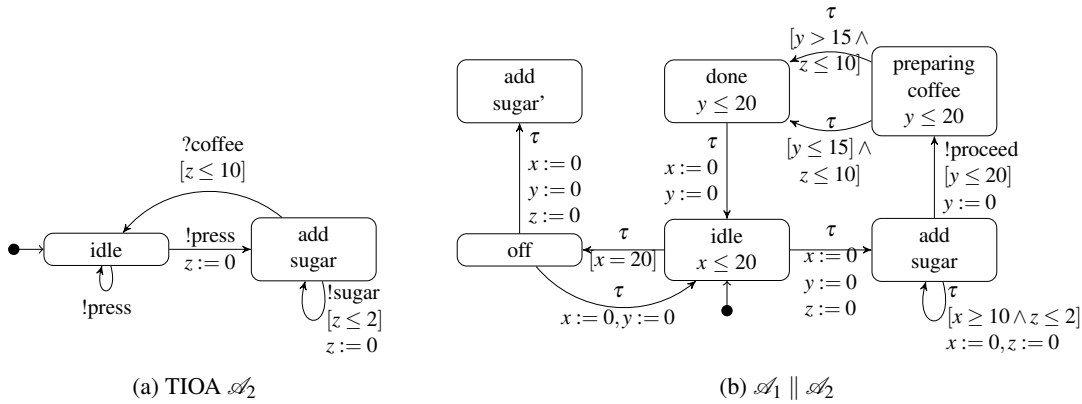


Figure 2: Sample TIOA Composition

synchronous communication via shared input/output actions, becoming internal  $\tau$ -actions [16]. As a prerequisite for composing two TIOA  $\mathcal{A}_1$  and  $\mathcal{A}_2$ , denoted as  $\mathcal{A}_1 \parallel \mathcal{A}_2$ , we require both to be *composable* (i.e., all shared actions have opposed directions).

**Definition 3** (TIOA Composition). *Let  $(L_j, \ell_{0_j}, \Sigma_{I_j}, \Sigma_{O_j}, \rightarrow_j, I_j)$  with  $j \in \{1, 2\}$  be TIOA with  $\Sigma_{I_1} \cap \Sigma_{I_2} = \emptyset$ ,  $\Sigma_{O_1} \cap \Sigma_{O_2} = \emptyset$  and  $\mathcal{C}_1 \cap \mathcal{C}_2 = \emptyset$ . Their parallel composition is a TIOA  $(L_1 \times L_2, (\ell_{0_1}, \ell_{0_2}), \Sigma_{I_1 \parallel 2}, \Sigma_{O_1 \parallel 2}, \rightarrow_{1 \parallel 2}, I_{1 \parallel 2})$  over  $\mathcal{C}_{1 \parallel 2} = \mathcal{C}_1 \cup \mathcal{C}_2$  with  $\Sigma_{I_1 \parallel 2} = (\Sigma_{I_1} \cup \Sigma_{I_2}) \setminus (\Sigma_{O_1} \cup \Sigma_{O_2})$ ,  $\Sigma_{O_1 \parallel 2} = (\Sigma_{O_1} \cup \Sigma_{O_2}) \setminus (\Sigma_{I_1} \cup \Sigma_{I_2})$ ,  $I_{1 \parallel 2}(\ell_1, \ell_2) = I_1(\ell_1) \wedge I_2(\ell_2)$ , and  $\rightarrow_{1 \parallel 2}$  is the least relation satisfying the rules:*

- (1)  $(\ell_1, \ell_2) \xrightarrow{g_1, \sigma, R_1}_{1 \parallel 2} (\ell'_1, \ell_2)$  if  $\ell_1 \xrightarrow{g_1, \sigma, R_1}_1 \ell'_1$  and  $\sigma \in (\Sigma_1 \setminus \Sigma_2) \cup \{\tau\}$
- (2)  $(\ell_1, \ell_2) \xrightarrow{g_2, \sigma, R_2}_{1 \parallel 2} (\ell_1, \ell'_2)$  if  $\ell_2 \xrightarrow{g_2, \sigma, R_2}_2 \ell'_2$  and  $\sigma \in (\Sigma_2 \setminus \Sigma_1) \cup \{\tau\}$
- (3)  $(\ell_1, \ell_2) \xrightarrow{g_1 \wedge g_2, \tau, R_1 \cup R_2}_{1 \parallel 2} (\ell'_1, \ell'_2)$  if  $\ell_1 \xrightarrow{g_1, \sigma, R_1}_1 \ell'_1$ ,  $\ell_2 \xrightarrow{g_2, \sigma, R_2}_2 \ell'_2$  and  $\sigma \in (\Sigma_1 \cap \Sigma_2)$ .

**Example 2.** Consider TIOA  $\mathcal{A}_1$ ,  $\mathcal{A}_2$  and their parallel composition  $\mathcal{A}_1 \parallel \mathcal{A}_2$  (cf. Figs. 1a, 2a, and 2b). A customer  $\mathcal{A}_2$  may press a button, add sugar and wait for coffee. In  $\mathcal{A}_1 \parallel \mathcal{A}_2$ , shared actions are performed synchronously only if being enabled in both  $\mathcal{A}_1$  and  $\mathcal{A}_2$ , thus resulting in a  $\tau$ -step. For instance, the synchronized switch from idle to add sugar is labeled with  $\tau$  and clocks  $x$ ,  $y$  (from  $\mathcal{A}_1$ ) and  $z$  (from  $\mathcal{A}_2$ ) being reset. Similarly, the sugar loop also becomes a  $\tau$ -step, while clock resets are unified and guards are conjugated. In contrast, switch proceed does not become internal as this output is not observed by  $\mathcal{A}_2$  (but instead transmitted to some administration component). Location preparing coffee has two switches labeled with  $\tau$  as both coffee switches of  $\mathcal{A}_1$  are synchronized with the coffee switch of  $\mathcal{A}_2$ . Location off has a  $\tau$ -step to add sugar' as the switch of  $\mathcal{A}_1$  from off to idle may also be synchronized with the switch of  $\mathcal{A}_2$  from idle to add sugar. Here, add sugar' does not have any outgoing transitions as add sugar ( $\mathcal{A}_2$ ) has no actions shared with idle ( $\mathcal{A}_1$ ). The sugar loop and the switch from preparing coffee to done guarded by  $y > 15 \wedge z \leq 10$  are semantically incompatible as their guards are unsatisfiable in all runs.

### 3 Timed Input/Output Conformance

TIO LTS have been considered as a formal basis for conformance testing theories of time-critical input/output behaviors [31]. Timed conformance relations are usually defined in the flavor of **io**co testing, as initially proposed on input/output labeled transition systems (IOLTS) for untimed behaviors [34].

Intuitively, IOLTS  $im$  representing an implementation under test *input/output-conforms* to IOLTS  $sp$  representing a specification, denoted  $im \mathbf{ioco} sp$ , if for all input behaviors specified in  $sp$ , the observable output behaviors of  $im$  for those input behaviors are permitted by  $sp$ . Input behaviors may be only partially specified (i.e., only for relevant/intended environmental input sequences, the expected output behaviors are explicitly captured in  $sp$ ), whereas implementation  $im$  is supposed to be *input-enabled* (i.e., to never block any input action). Timed adaptations of  $\mathbf{ioco}$ , so-called  $\mathbf{tioco}$ , consider both  $im$  and  $sp$  to be represented as TIOLTS as checking timed input/output conformance directly on TIOA is unfeasible due to non-observability of clock resets in timed runs. For instance, in the example in Fig. 1a, it is unknown if it is allowed to wait for 20 time units in *idle* if we reach this location from *done* as resets of  $x$  and  $y$  are not observable. Similar to the untimed case, TIOLTS  $im$  is supposed to be input-enabled (i.e.,  $im$  must always—at any time—be able to instantaneously accept all possible inputs). In addition, for  $im$  to specify realistic behaviors, we further impose the *independent-progress* property: In each state,  $im$  is able to either wait for an infinite amount of time or to eventually perform an output action thus preventing *forced inputs* [16, 31].

**Definition 4.** Let  $(S, s_0, \Sigma_I, \Sigma_O, \rightarrow)$  be a TIOLTS.

- (*Input-Enabledness*) State  $s \in S$  is weak input-enabled iff  $\forall i \in \Sigma_I : s \xrightarrow{i}$ .
- (*Independent Progress*) State  $s \in S$  of a TIOLTS enables weak independent progress iff  $\forall d \in \Delta : s \xrightarrow{d}$  or  $\exists d \in \Delta, \exists o \in \Sigma_O : s \xrightarrow{d} \xrightarrow{o}$ .

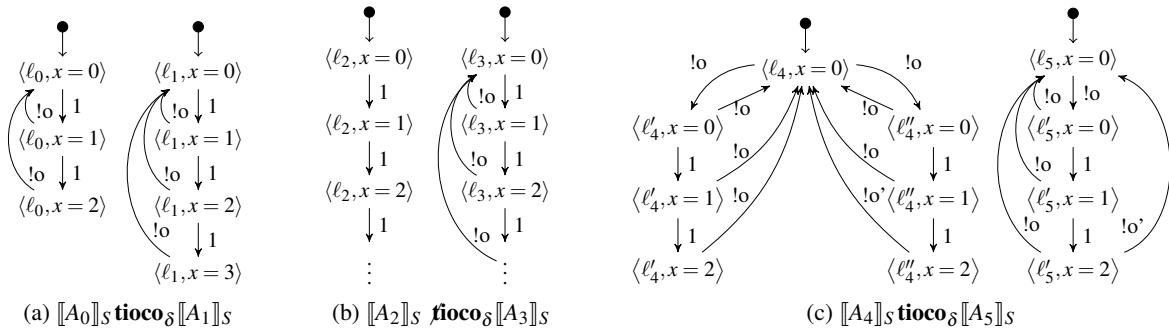
A TIOLTS is (*weak*) *input-enabled* iff all states are (*weak*) input-enabled and it enables (*weak*) *independent progress* if all states do (for the strong versions of both properties, we replace  $\xrightarrow{\cdot}$  by  $\rightarrow$ ). Similarly to  $\mathbf{ioco}$ , we assume weak input-enabledness and independent progress for all implementations under test, whereas specifications may be underspecified. For instance, consider Fig. 1a: location *off* is not input-enabled as there is no switch for input *sugar*. However, if there would be such a switch, then also location *idle* would be weak input-enabled as output *off* may be reached by a  $\tau$ -step. In contrast, all locations in Fig. 1a enable (*weak*) independent progress.

We now revisit two major definitions of  $\mathbf{tioco}$  from recent literature. We first consider the (notationally slightly adapted) definition of Krichen and Tripakis [23] which we will refer to as  $\mathbf{tioco}_\Delta$ . It is based on the assumption that, in addition to timed traces consisting of sequences of timed steps  $(d, o)$  including output actions  $o \in \Sigma_O$ , also all possible delays  $d \in \Delta$  permitted to elapse in states  $s \in S$  are observable in isolation.

**Definition 5 ( $\mathbf{tioco}_\Delta$ ).** Let  $im, sp$  be a TIOLTS over  $\Sigma = \Sigma_I \cup \Sigma_O$ ,  $s \in S$ ,  $S' \subseteq S$ , and  $\xi \in \{(d, \sigma)^* \mid d \in \Delta, \sigma \in \Sigma\}$ .

- $s \mathbf{after} \xi := \{s' \mid s \xrightarrow{\xi} s'\}$ ,
- $\mathbf{out}_\Delta(s) := \{o \mid o \in \Sigma_O, s \xrightarrow{o}\} \cup \{d \mid d \in \Delta, s \xrightarrow{d}\}$ ,
- $\mathbf{out}_\Delta(S') := \bigcup_{s \in S'} \mathbf{out}_\Delta(s)$ ,
- $ttraces(s) := \{\xi \mid p \xrightarrow{\xi}\}$ , and
- $im \mathbf{tioco}_\Delta sp \Leftrightarrow \forall \xi \in ttraces(sp) : \mathbf{out}_\Delta(im \mathbf{after} \xi) \subseteq \mathbf{out}_\Delta(sp \mathbf{after} \xi)$

We may use the name of the whole TIOLTS and the name of its initial state interchangeably as frequently done in  $\mathbf{ioco}$ -based theories (e.g., by  $im \mathbf{after} \xi$  we refer to the set of states being reachable by  $\xi$  from the initial state of  $im$ ). The second version of  $\mathbf{tioco}$ , which we will denote as  $\mathbf{tioco}_\delta$ , do not rely on

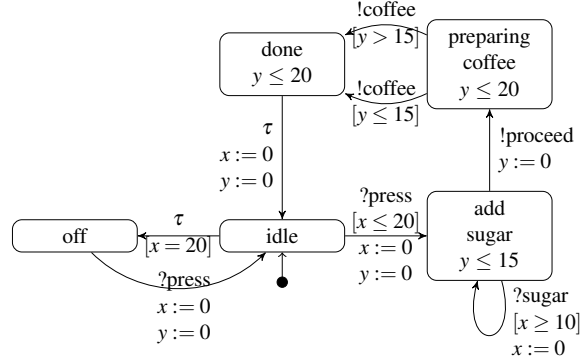
Figure 3: Examples for  $\mathbf{tioco}_\delta$  on TIOLS

observability of arbitrary delays, but instead incorporates a notion of *timed quiescence* [31]. Quiescence constitutes another fundamental concept of (untimed)  $\mathbf{ioco}$ : IOLTS state  $s$  is *quiescent*, denoted  $\delta(s)$ , if no output or internal action is enabled in  $s$  thus requiring an input to proceed a (suspended) run reaching  $s$ . By making quiescence observable by a special output  $\delta$ ,  $\mathbf{ioco}$  rejects trivial implementations *im* never showing any outputs as this must be explicitly permitted by the specification. In the timed case, state  $s$  of a TIOLTS may be considered quiescent if no output action is *ever* (or, at least not until some fixed maximum delay  $M$  [13]) enabled in  $s$ . To this end, the notion of *timed suspension traces* (*tstraces*) extends *traces* of TIOLTS by timed observable quiescence. The most common definition of  $\mathbf{tioco}_\delta$  may be given as follows.

**Definition 6** ( $\mathbf{tioco}_\delta$ ). Let *im, sp* be a TIOLTS over  $\Sigma = \Sigma_I \cup \Sigma_O$ ,  $s, s' \in S$ ,  $S' \subseteq S$  and  $\xi \in \{(d, \sigma)^* \mid d \in \Delta, \sigma \in (\Sigma \cup \{\delta\})\}$ .

- $s$  is quiescent, denoted by  $\delta(s)$ , iff  $\forall \mu \in \Sigma_O, \forall d \in \Delta : s \not\stackrel{(d, \mu)}{\rightarrow}$ ,
- $s \text{ after } \xi := \{s' \mid s \stackrel{\xi}{\rightarrow} s'\}$ ,
- $\mathbf{out}(s) := \{(d, o) \mid o \in \Sigma_O, d \in \Delta, s \stackrel{(d, o)}{\rightarrow}\} \cup \{\delta \mid \delta(s)\}$ ,
- $\mathbf{out}(S') := \bigcup_{s \in S'} \mathbf{out}(s)$ ,
- $tstraces(s) := \{\xi \mid s \stackrel{\xi}{\rightarrow}\}$ , where  $s' \stackrel{\delta}{\rightarrow} s'$  iff  $\delta(s')$ , and
- *im*  $\mathbf{tioco}_\delta$  *sp*  $:\Leftrightarrow \forall \xi \in tstraces(sp) : \mathbf{out}(im \text{ after } \xi) \subseteq \mathbf{out}(sp \text{ after } \xi)$

**Example 3.** Figure 3 provides a collection of small examples illustrating  $\mathbf{tioco}_\delta$ . In Fig. 3a, it holds that  $[[A_0]]_S \mathbf{tioco}_\delta [[A_1]]_S$  as the required inclusion relation holds for all possible  $\mathbf{out}$  sets, for instance,  $\mathbf{out}([A_0]_S \text{ after } \varepsilon) = \{(1, o), (2, o)\} \subseteq \mathbf{out}([A_1]_S \text{ after } \varepsilon) = \{(1, o), (2, o), (3, o)\}$ . Note, that this is also true for output behaviors enabled after 3 time units as  $[[A_0]]_S$  does not permit to wait for 3 time units, such that the respective  $\mathbf{out}$  set is empty. Hence,  $\mathbf{tioco}$  permits implementations to show less output behavior than the specification allows. Figure 3b depicts a further example where  $[[A_2]]_S \mathbf{tioco}_\delta [[A_3]]_S$  does not hold as  $\mathbf{out}([A_2]_S \text{ after } \varepsilon) = \{\delta\} \not\subseteq \mathbf{out}([A_3]_S \text{ after } \varepsilon) = \{(0, o), (1, o), \dots\}$  (i.e., implementation  $[[A_2]]_S$  is quiescent but specification  $[[A_3]]_S$  is not). The TIOLTS in Fig. 3c illustrates how non-determinism is handled by  $\mathbf{tioco}_\delta$ . For specification  $([[A_5]]_S)$ , it holds that  $\mathbf{out}([A_5]_S \text{ after } (0, o)) = \{(0, o), (1, o), (2, o), (2, o')\}$ , and the same holds for  $\mathbf{out}([A_4]_S \text{ after } (0, o))$  and, particularly,  $(2, o)$  and  $(2, o')$ . This is due to the fact that in  $\mathbf{tioco}_\delta$  only outputs of those states are considered being reachable via some trace

Figure 4: Example for a Candidate Implementation  $\mathcal{A}'_1$  of  $\mathcal{A}_1$  (cf. Fig. 1a)

of the specification, but not necessarily of any state of the respective TIOA. Therefore, it holds that  $\llbracket \mathcal{A}_4 \rrbracket_S \mathbf{tioco}_\delta \llbracket \mathcal{A}_5 \rrbracket_S$ .

Next, we apply  $\mathbf{tioco}_\delta$  to our running example to illustrate the differences to  $\mathbf{tioco}_\Delta$ .

**Example 4.** Consider TIOA  $\mathcal{A}'_1$  depicted in Fig. 4 to be a candidate implementation of TIOA  $\mathcal{A}_1$  in Fig. 1a. First, the guard  $y \leq 20$  of the switch labeled with `proceed` is not contained in  $\mathcal{A}'_1$ , and instead, location `add sugar` has an invariant  $y \leq 15$ . Considering only this difference, we have  $\llbracket \mathcal{A}'_1 \rrbracket_S \mathbf{tioco}_\delta \llbracket \mathcal{A}_1 \rrbracket_S$  as well as  $\llbracket \mathcal{A}'_1 \rrbracket_S \mathbf{tioco}_\Delta \llbracket \mathcal{A}_1 \rrbracket_S$  as we forbid output `proceed` for  $15 < y \leq 20$  and waiting in `add sugar` for an arbitrary amount of time. In contrast, omitting the switch labeled `!proceed` in  $\mathcal{A}'_1$  would lead to a violation of  $\mathbf{tioco}_\delta$  as location `add sugar` would become quiescent (whereas  $\mathbf{tioco}_\Delta$  still holds as it does not check for quiescence). Second, the invariant  $x \leq 20$  of location `idle` in  $\mathcal{A}_1$  is not contained in  $\mathcal{A}'_1$  but, instead, becomes a guard to the switch labeled with `?press`. As a result,  $\llbracket \mathcal{A}'_1 \rrbracket_S \mathbf{tioco}_\delta \llbracket \mathcal{A}_1 \rrbracket_S$  still holds as delays in timed runs are only observable by  $\mathbf{tioco}_\delta$  if paired with a subsequent output action. In contrast,  $\llbracket \mathcal{A}'_1 \rrbracket_S \mathbf{tioco}_\Delta \llbracket \mathcal{A}_1 \rrbracket_S$  does not hold as in  $\mathbf{tioco}_\Delta$  delays of any possible duration are observable, even if no subsequent outputs will ever occur.

**Weaknesses of Existing Definitions of Timed Input/Output Conformance.** As a result,  $\mathbf{tioco}_\Delta$  and  $\mathbf{tioco}_\delta$  are incomparable. In addition, observability capabilities required for effectively checking  $\mathbf{tioco}_\Delta$  are unrealistic and therefore only of theoretical interest, but infeasible in practice. In contrast,  $\mathbf{tioco}_\delta$  is more realistic but fails to guarantee liveness requirements as the notion of quiescence does not properly reflect the differences between allowed and enforced outputs in TIOA specifications. To further illustrate this problem, consider the five TIOA,  $\mathcal{A}_1$  to  $\mathcal{A}_5$ , and their TIOA in Fig. 5. According to Def. 6, location  $l_1$  of  $\mathcal{A}_1$  is quiescent, whereas none of the locations  $l_2$  to  $l_5$  of  $\mathcal{A}_2$  to  $\mathcal{A}_5$  are quiescent as output  $o$  is eventually enabled. The table in Fig. 5 shows all possible comparisons of all five TIOA under  $\mathbf{tioco}_\delta$ . Here, the fact that  $\llbracket \mathcal{A}_3 \rrbracket_S \mathbf{tioco}_\delta \llbracket \mathcal{A}_4 \rrbracket_S$  and  $\llbracket \mathcal{A}_3 \rrbracket_S \mathbf{tioco}_\delta \llbracket \mathcal{A}_5 \rrbracket_S$  hold is particularly undesirable (as highlighted in the table):  $\mathcal{A}_3$  may either produce output  $o$  within interval  $0 \leq x < k$ , or it may behave quiescent, whereas  $\mathcal{A}_4$  and  $\mathcal{A}_5$  must produce output  $o$  within interval  $0 \leq x < k$  and therefore must not be quiescent. In contrast,  $\mathcal{A}_2$  and  $\mathcal{A}_3$  are allowed to be quiescent, by residing for unlimited durations in  $l_2$  and  $l_3$ .

We summarize the most important weaknesses of existing versions of  $\mathbf{tioco}$ .

- (Live Timed Behaviors)  $\mathbf{tioco}$  either relies on a (unrealistically) strong notion of observability including arbitrary delays, or on a (unnecessarily) weak notion of quiescence not distinguishing allowed from enforced outputs.



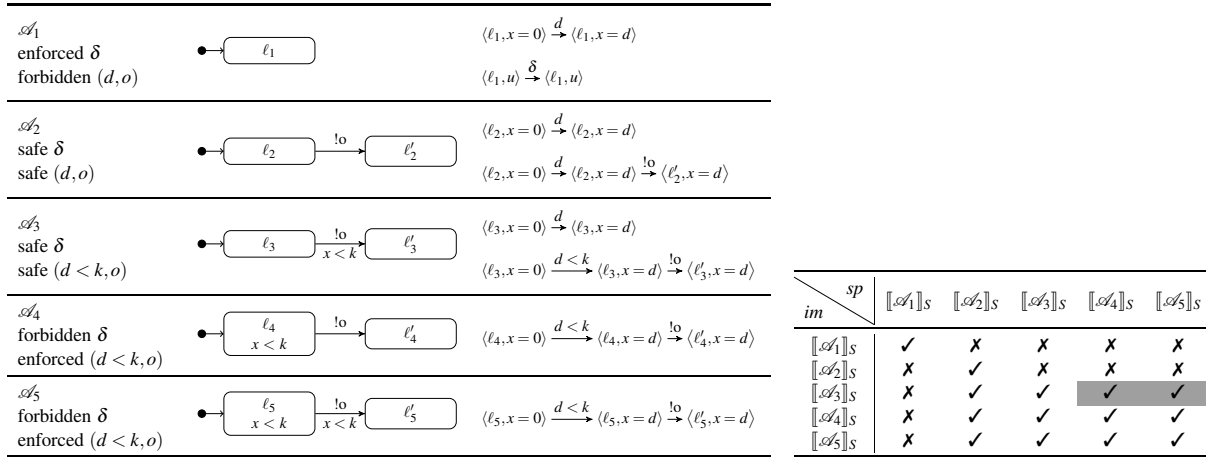


Figure 5: Examples of Allowed/Safe, Enforced and Forbidden Actions (TIOA depicted on the left, TIOLTS depicted on the right). Table on the right lists for all Pairwise Combinations of TIOA whether  $\mathbf{tioco}_\delta$  holds.

- (*Compositionality*) To the best of our knowledge, there only exists one work investigating compositionality properties of  $\mathbf{tioco}$  so far which does not take any notion of quiescence into account [5].
- (*Infinite TIOLTS*)  $\mathbf{tioco}$  is defined on TIOLTS, an infinitely-branching state-transition graph being intractable for realistic testing practices and tools. However, a sound characterization of  $\mathbf{tioco}$  directly on TIOA is also not feasible as timed (suspension) traces are not directly derivable from TIOA.

We next propose an improved version of  $\mathbf{tioco}$  to tackle these weaknesses.

## 4 Improved Timed Input/Output Conformance

**Safe vs. Enforced Quiescence.** Existing definitions of  $\mathbf{tioco}$  either do not have any notion of quiescence at all [23], or quiescence includes both (1) states that, if no input is provided, will delay forever with no output and (2) states that may eventually produce an output (cf. Fig. 5) [31]. We instead consider two different facets of quiescence: state  $s$  is *enforced quiescent* if each run *must* wait in this state for an input for an arbitrary duration to proceed. This coincides with quiescence of  $\mathbf{tioco}_\delta$ . In contrast, state  $s$  is *safe quiescent* if a run *may* wait in this state for an input for an arbitrary duration, but *may* also proceed by eventually producing an output. Consequently, state  $s$  is *not quiescent*, if a run *must* eventually proceed from this state by producing an output.

**Definition 7** (Safe/Enforced Quiescence). *Let  $(S, s_0, \Sigma_I, \Sigma_O, \twoheadrightarrow)$  be a TIOLTS.*

- $s \in S$  is safe-quiescent, denoted  $\delta_S(s)$ , iff  $\forall d \in \Delta : s \xrightarrow{d}$ .
- $s \in S$  is enforced-quiescent, denoted  $\delta_E(s)$ , iff  $\forall \mu \in \Sigma_O, \forall d \in \Delta : s \not\xrightarrow{(d, \mu)}$ .

Intuitively, we may assume enforced-quiescent states to be also safe-quiescent. However, as a counter-example, assume a TIOLTS with one state  $\langle \ell, x=0 \rangle$  (corresponding to a TIOA with one location  $\ell$  and  $I(\ell) = x \leq 0$ ): here, no outputs are possible and no delays are allowed thus obstructing the intuition.

**Lemma 1.** *Let  $(S, s_0, \Sigma_I, \Sigma_O, \rightarrow)$  be a TIO LTS. If  $s \in S$  enables independent progress, then  $\delta_E(s) \Rightarrow \delta_S(s)$ .*

We add  $\delta_S$  and  $\delta_E$  to **out** to distinguish both types of quiescence and adjust *tstraces*, accordingly. This allows us to define *live timed ioco* (**ltioco**<sub>S</sub>) by extending **tioco**<sub>δ</sub> with outputs  $\delta_S$  and  $\delta_E$ . Hence, **ltioco**<sub>S</sub> not only guarantees output behaviors of implementation *im* to be *safe* (i.e., allowed to occur within the observed time interval as specified in *sp*), but also requires *im* to be *live* (i.e., to progress with an output within a time interval if enforced by *sp*).

**Definition 8.** *Let  $im, sp$  be TIO LTS over  $\Sigma = \Sigma_I \cup \Sigma_O$ ,  $\langle \ell, u \rangle \in S$ ,  $S' \subseteq S$ ,  $\xi \in \{(d, a)^* \mid d \in \Delta, a \in (\Sigma_I \cup \Sigma_O \cup \{\delta_\gamma\})\}$ , and  $\gamma \in \{S, E\}$ .*

- $\langle \ell, u \rangle$  **after**  $\xi := \{\langle \ell', u' \rangle \mid \langle \ell, u \rangle \xrightarrow{\xi} \langle \ell', u' \rangle\}$ ,
- $\mathbf{outs}_S(\langle \ell, u \rangle) := \{(d, o) \mid d \in \Delta, o \in \Sigma_O, \langle \ell, u \rangle \xrightarrow{(d, o)}\} \cup \{\delta_\gamma \mid \delta_\gamma(\langle \ell, u \rangle)\}$ ,
- $\mathbf{outs}_S(S') := \bigcup_{\langle \ell, u \rangle \in S'} \mathbf{outs}_S(\langle \ell, u \rangle)$ ,
- $tstraces_L(\langle \ell, u \rangle) := \{\xi \mid \langle \ell, u \rangle \xrightarrow{\xi}, \text{ where } \langle \ell', u' \rangle \xrightarrow{\delta_\gamma} \langle \ell', u' \rangle \text{ iff } \delta_\gamma(\langle \ell', u' \rangle)\}$ , and
- $im \mathbf{ltioco}_S sp \Leftrightarrow \forall \xi \in tstraces_L(sp) : \mathbf{outs}_S(im \text{ after } \xi) \subseteq \mathbf{outs}_S(sp \text{ after } \xi)$

**Example 5.** *State  $\langle \ell_1, x = 0 \rangle$  in Fig. 5 is quiescent, whereas  $\langle \ell_2, x = 0 \rangle$  and  $\langle \ell_3, x = 0 \rangle$  are not. With our improved definition,  $\langle \ell_1, x = 0 \rangle$  is enforced-quiescent, whereas  $\langle \ell_2, x = 0 \rangle$  and  $\langle \ell_3, x = 0 \rangle$  are safe-quiescent. States  $\langle \ell_4, x = 0 \rangle$  and  $\langle \ell_5, x = 0 \rangle$  are neither safe-quiescent nor enforced-quiescent due to the invariants of  $\ell_4$  and  $\ell_5$ . Hence, **ltioco**<sub>S</sub> is now able to reject  $\ell_3$  as incorrect implementation of  $\ell_4$  and  $\ell_5$  as both  $\ell_4$  and  $\ell_5$  are not quiescent, whereas  $\ell_3$  is safe-quiescent. For all other cases, **ltioco**<sub>S</sub> yields the same results as listed in Fig. 5.*

**Lemma 2.** ***ltioco**<sub>S</sub> is a preorder on the set of input-enabled TIO LTS.*

Furthermore, we can prove that **ltioco**<sub>S</sub> is *sound* (i.e., strictly more discriminating) with respect to **tioco**<sub>δ</sub> in the sense that  $im \mathbf{ltioco}_S sp \Rightarrow im \mathbf{tioco}_\delta sp$ .

**Theorem 1** (Correctness of **ltioco**<sub>S</sub>). *Let  $im$  and  $sp$  be TIO LTS with  $im$  being input-enabled and enabling independent progress.*

- $im \mathbf{ltioco}_S sp \Rightarrow im \mathbf{tioco}_\delta sp$  and  $im \mathbf{tioco}_\delta sp \Rightarrow im \mathbf{ltioco}_S sp$
- $im \mathbf{ltioco}_S sp \Rightarrow im \mathbf{tioco}_\Delta sp$
- $im \mathbf{tioco}_\delta sp \Rightarrow im \mathbf{ltioco}_S sp$  does, in general, not hold.

Additionally, let  $sp$  also be input-enabled and enabling independent progress.

- $im \mathbf{ltioco}_S sp \Leftrightarrow traces^w(im) \subseteq traces^w(sp)$

Note, that  $im \mathbf{tioco}_\Delta sp \Rightarrow im \mathbf{ltioco}_S sp$  does not hold as **tioco**<sub>Δ</sub> has no notion of quiescence and  $im \mathbf{ltioco}_S sp \Leftrightarrow traces^s(im) \subseteq traces^s(sp)$  does not hold as **ltioco**<sub>S</sub> is limited to observable (weak) steps of timed (suspension) traces.

**Compositionality.** For investigating compositionality of **ltioco**<sub>S</sub>, we first define parallel composition of TIOA also at the level of TIO LTS.

**Definition 9** (TIO LTS Composition). *Let  $(S_j, s_{0_j}, \Sigma_{I_j}, \Sigma_{O_j}, \rightarrow_j)$  with  $j \in \{1, 2\}$  be TIO LTS of composable TIOA. The parallel product is a TIO LTS  $(S_1 \times S_2, (s_{0_1}, s_{0_2}), \Sigma_{I_{\parallel 2}}, \Sigma_{O_{\parallel 2}}, \rightarrow_{\parallel 2})$ , where  $\Sigma_{I_{\parallel 2}}$  and  $\Sigma_{O_{\parallel 2}}$  are defined according to Def. 3 and  $\rightarrow_{\parallel 2}$  is the least relation satisfying the rules:*

- (1)  $(s_1, s_2) \xrightarrow{\sigma}_{1\parallel 2} (s'_1, s_2)$  if  $s_1 \xrightarrow{\sigma}_1 s'_1$ ,  $\sigma \in (\Sigma_1 \setminus \Sigma_2) \cup \{\tau\}$ , and  $s'_1 \neq \langle \ell_\Phi^1, u \rangle$ ,
- (2)  $(s_1, s_2) \xrightarrow{\sigma}_{1\parallel 2} (s_1, s'_2)$  if  $s'_2 \xrightarrow{\sigma}_2 s'_2$ ,  $\sigma \in (\Sigma_2 \setminus \Sigma_1) \cup \{\tau\}$ , and  $s'_2 \neq \langle \ell_\Phi^2, u \rangle$ ,
- (3)  $(s_1, s_2) \xrightarrow{\tau}_{1\parallel 2} (s'_1, s'_2)$  if  $s_1 \xrightarrow{\sigma}_1 s'_1$ ,  $s'_2 \xrightarrow{\sigma}_2 s'_2$  and  $\sigma \in (\Sigma_1 \cap \Sigma_2)$ ,
- (4)  $(s_1, s_2) \xrightarrow{d}_{1\parallel 2} (s'_1, s'_2)$  if  $s_1 \xrightarrow{d}_1 s'_1$ ,  $s'_2 \xrightarrow{d}_2 s'_2$  and  $d \in \Delta$ , and
- (5)  $(\langle \ell_1, u_1 \rangle, \langle \ell_2, u_2 \rangle) \xrightarrow{\sigma}_{1\parallel 2} (\langle \ell_\Phi^1, \ell_\Phi^2 \rangle, u_1 \wedge u_2)$  if  $\langle \ell_1, u_1 \rangle \xrightarrow{\sigma} \langle \ell_\Phi^1, u_1 \rangle$  or  $\langle \ell_2, u_2 \rangle \xrightarrow{\sigma} \langle \ell_\Phi^2, u_2 \rangle$ .

Rules (1) and (2) preserve transitions of non-shared (i.e., unsynchronized) actions from both TIOLTS, whereas rule (3) introduces silent transitions for input/output action pairs synchronized between both TIOLTS. Rule (4) preserves (synchronous) delay steps of length  $d$  enabled by both TIOLTS. Rule (5) handles inputs leading to the failure state in one of the components, where our notion of composable TIOA ensures that those actions leading to the failure state are not shared. We conclude the following properties.

**Lemma 3.** *Let  $\mathcal{A}_1$  and  $\mathcal{A}_2$  be composable TIOA.*

1.  $traces(\llbracket \mathcal{A}_1 \parallel \mathcal{A}_2 \rrbracket_S) = traces(\llbracket \mathcal{A}_1 \rrbracket_S \parallel \llbracket \mathcal{A}_2 \rrbracket_S)$ , and
2. if  $\mathcal{A}_1$  and  $\mathcal{A}_2$  are input-enabled and enable independent progress, then this also holds for  $\mathcal{A}_1 \parallel \mathcal{A}_2$ .

Property (1) ensures parallel composition on TIOA and TIOLTS to commute with respect to timed-traces semantics such that a composed specification can be effectively built from the (finite) TIOA representations of its components. Property (2) ensures that input-enabled and independent-progress enabling TIOA are closed under parallel composition. We now prove compositionality of **ltioco**<sub>S</sub>.

**Theorem 2.** *Let  $im_1$ ,  $im_2$ ,  $sp_1$ , and  $sp_2$  be input-enabled and independent progress enabling TIOLTS of composable TIOA. Then it holds that*

$$(im_1 \mathbf{ltioco}_S sp_1) \wedge (im_2 \mathbf{ltioco}_S sp_2) \Rightarrow (im_1 \parallel im_2) \mathbf{ltioco}_S (sp_1 \parallel sp_2).$$

**Symbolic Live Timed Input/Output Conformance Testing.** Concerning the practical intractability of infinitely branching TIOLTS, *zone graphs* have been proposed as *finite* representation of TA semantics [17]. A zone graph  $(\mathcal{Z}, \rightsquigarrow)$  of TIOA  $\mathcal{A}$  consists of a *transition relation*  $\rightsquigarrow$  on a set  $\mathcal{Z}$  of *symbolic states* by means of pairs  $\langle \ell, \varphi \rangle$  of locations  $\ell \in L$  and *zones*  $\varphi \in \mathcal{B}(\mathcal{C})$ . A zone represents a (potentially infinite) maximum set  $D$  of clock valuations satisfying clock constraint  $\varphi$ , where we assume zones in *canonical form* by requiring  $D$  to be *closed under entailment* (i.e.,  $\varphi$  cannot be strengthened without changing  $D$ ). We may write  $D$  as a synonym for  $\varphi$  and use the notations  $D^\dagger = \{u + d \mid u \in D, d \in \mathbb{T}\}$  and  $R(D) = \{[R \mapsto 0]u \mid u \in D\}$ . Although zone graphs  $(\mathcal{Z}, \rightsquigarrow)$  are, again, not necessarily finite, an equivalent, finite zone graph  $(\mathcal{Z}, \rightsquigarrow_k)$  can be obtained with  $\rightsquigarrow_k$ , by (1) by constructing an equivalent *diagonal-free* TA only containing atomic clock constraints of the form  $x \sim r$  [9], and (2) by constructing for this TA a *k-bounded* zone graph with all zones being bound by a maximum global *clock ceiling*  $k$  using *k-normalization* [30, 29].

As zone-graph constructions from TA ignore switch labels, they are likewise applicable to TIOA. However, in order to lift **ltioco**<sub>S</sub> to zone graphs of specifications  $\mathcal{A}_{sp}$  and implementations  $\mathcal{A}_{im}$  given as TIOA, actions related to TIOA switches (including  $\tau$ ) must be also included as labels for the respective transitions between the corresponding symbolic states. In contrast, symbolic transitions not corresponding to switches of the TIOA are labeled with the special void symbol  $\varepsilon \notin \Sigma$ . We define input/output-labeled zone graph (IOLZG) representations of TIOA as follows.

**Definition 10 (IOLZG).** *An IOLZG of TIOA  $\mathcal{A} = (L, \ell_0, \Sigma_I, \Sigma_O, \rightarrow, I)$  is a tuple  $(\mathcal{Z}, z_0, \Sigma_I, \Sigma_O, \rightsquigarrow)$ , where*

- $\mathcal{Z} = L \times \mathcal{B}(\mathcal{C})$  is a set of symbolic states with initial state  $z_0 = \langle \ell_0, D_0 \rangle \in \mathcal{Z}$ ,
- $\Sigma_\tau = \Sigma_I \cup \Sigma_O \cup \{\tau\}$  is a set of labels, and
- $\rightsquigarrow \subseteq \mathcal{Z} \times (\Sigma_\tau \cup \{\varepsilon\}) \times \mathcal{Z}$  is a symbolic transition relation being the least relation satisfying the following rules:
  - $\langle \ell, D \rangle \xrightarrow{\varepsilon} \langle \ell, D^\uparrow \wedge I(\ell) \rangle$  and
  - $\langle \ell, D \rangle \xrightarrow{\sigma} \langle \ell', R(D \wedge g) \wedge I(\ell') \rangle$  if  $\ell \xrightarrow{g, \sigma, R} \ell'$ .

Let  $\langle \ell, D \rangle \in \mathcal{Z}$  be a symbolic state.

- $\langle \ell, D \rangle \xrightarrow{d} \langle \ell', R(D \wedge g) \wedge I(\ell') \rangle$  if  $\exists u \in D : u \in g \wedge ([R \mapsto 0](u + d)) \in R(D \wedge g) \wedge I(\ell')$ ,
- $\langle \ell, D \rangle \xrightarrow{(d, \sigma)} \langle \ell', D' \rangle$  if  $\exists \langle \ell'', D'' \rangle \in \mathcal{Z} : \langle \ell, D \rangle \xrightarrow{d} \langle \ell'', D'' \rangle \xrightarrow{\sigma} \langle \ell', D' \rangle$ ,
- $\langle \ell, D \rangle \xrightarrow{(d_1, \sigma_1) \dots (d_n, \sigma_n)} \langle \ell_n, D_n \rangle$  if  $\exists \langle \ell_1, D_1 \rangle, \dots, \langle \ell_n, D_n \rangle \in \mathcal{Z} : \langle \ell, D \rangle \xrightarrow{(d_1, \sigma_1)} \langle \ell_1, D_1 \rangle \xrightarrow{(d_2, \sigma_2)} \dots \xrightarrow{(d_n, \sigma_n)} \langle \ell_n, D_n \rangle$  with  $n \in \mathbb{N}_0$ ,
- $\langle \ell, D \rangle$  is input-enabled iff  $\forall i \in \Sigma_I, \forall d \in D : \exists \langle \ell', D' \rangle \in \mathcal{Z} : \langle \ell, D \rangle \xrightarrow{(d, i)} \langle \ell', D' \rangle \wedge d \in D'$ , and
- $\langle \ell, D \rangle$  enables independent progress iff  $(\forall d \in \Delta : \langle \ell, D \rangle \xrightarrow{d})$  or  $\exists d \in \Delta, \exists o \in \Sigma_O : \langle \ell, D \rangle \xrightarrow{d, o}$ .

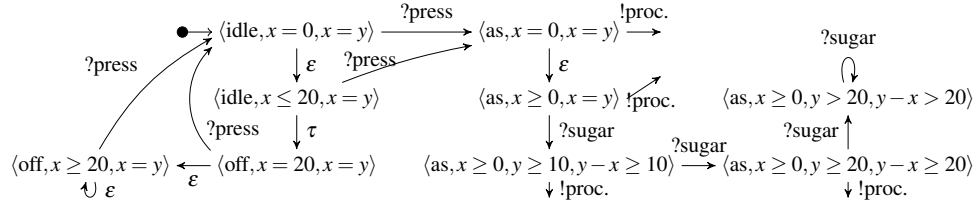
An IOLZG is *input-enabled* and enables *independent progress* if all its state do. Again, we obtain weak steps by replacing  $\rightsquigarrow$  by  $\rightsquigarrow^*$ , where in both relations,  $\varepsilon$ -steps are treated as unobservable. By  $\llbracket \mathcal{A} \rrbracket_{\mathcal{Z}}^x$ ,  $x \in \{w, s\}$ , we refer to the weak/strong IOLZG of TIOA  $\mathcal{A}$ , again, by possibly omitting  $x$ . In fact,  $k$ -normalization also applies to IOLZG, where switch labels may cause duplications of transitions but, however, do not affect the set of symbolic states. Hence, the correctness claim for zone graphs of TA (cf. [8]) also holds for IOLZG of TIOA.

**Theorem 3.** Let  $s_0 = \langle \ell_0, u_0 \rangle$  be the initial state of TIOLTS  $\llbracket \mathcal{A} \rrbracket_S$  of TIOA  $\mathcal{A}$  and  $\langle \ell, \{u_0\} \rangle$  be the initial state of IOLZG  $\llbracket \mathcal{A} \rrbracket_{\mathcal{Z}}$ .

- (Soundness)  $\langle \ell_0, \{u_0\} \rangle \rightsquigarrow_k \langle \ell, D \rangle$  implies  $\langle \ell_0, u_0 \rangle \xrightarrow{\varepsilon} \langle \ell, u \rangle$  for all  $u \in D$ .
- (Completeness)  $\langle \ell_0, u_0 \rangle \xrightarrow{\varepsilon} \langle \ell, u \rangle$  implies  $\langle \ell_0, \{u_0\} \rangle \rightsquigarrow_k \langle \ell, D \rangle$  such that  $u \in D$ .

**Example 6.** Figure 6 shows an extract from the ( $k$ -normalized) IOLZG of the TIOA in Fig. 1a. Here,  $k = 20$  is the largest constant appearing in all clock constraints such that every value of clocks  $x$  larger than 20 falls into zone  $x > 20$ . The initial zone restricts all clock values to 0. Symbolic state  $\langle \text{idle}, x \leq 20, x = y \rangle$  comprises all TIOLTS states being in location *idle* as long as  $x \leq 20$  holds, and, similarly, for the symbolic states with location *off*. On reaching location *as* (add sugar), all clocks are reset. Symbolic state  $\langle \text{as}, x \leq 10, y \leq 20, y - x \geq 10 \rangle$  thus aggregates all clock constraints of related TIOLTS runs.

As all TIOLTS states comprised in a symbolic state share the same visible behaviors (up to different clock valuations), IOLZG can be used as a basis for checking **ltioco<sub>S</sub>** between respective TIOA. In particular, if a zone of a symbolic state is downward-closed, outputs of that state are enforced as runs may not starve in that state. Correspondingly, we can lift all auxiliary definitions of **ltioco<sub>S</sub>** from TIOLTS to IOLZG (marked by index  $\mathcal{Z}$ ). For **out<sub>Z</sub>**, we have to check for a given symbolic state reached by some *ttrace* whether it is possible to extend the *ttrace* by an output of that symbolic state such that the resulting extended *ttrace* is still a valid *ttrace*. For instance, assume a simple IOLZG with  $\langle \ell_0, x \geq 5 \rangle \xrightarrow{!o} \langle \ell_1, x < 3 \rangle$ : state  $\langle \ell_0, x \geq 5 \rangle$  has output  $o$  which is only enabled as long as  $x < 3$  holds as the state reached

Figure 6: Example for a  $k$ -Normalized IOLZG

by that output is  $\langle \ell_1, x < 3 \rangle$ . As the set of all valid extensions of  $t$ traces by means of pairs of delays and subsequently enabled output actions of one symbolic state is, in general, infinite, they do not provide a reasonable basis for effectively checking  $\mathbf{Itioco}_S$  on zone-graph representations of TIOA. However, a symbolic solution (i.e., comparing the timing constraints for output-action occurrences of symbolic states) is also not feasible for checking  $\mathbf{Itioco}_S$  due to the (generally) unrelated names of locations and clocks of the two different TIOA under consideration. To solve this problem, we instead employ the notion of *spans* [19]: the span of clock  $c$  in zone  $D$  denotes the minimum time interval containing the minimum and maximum valuations of  $c$  enabled in  $D$ . We use  $\infty$  to denote upward-open intervals (i.e.,  $d < \infty$  for all  $d \in \mathbb{T}$ ).

**Definition 11** (Span). *Let  $D$  be a zone and  $c \in C$ .*

- $\text{span}(c, D) = (lo, up) \in \mathbb{T}_C \times (\mathbb{T}_C \cup \{\infty\})$  is the minimal interval s.t.  $\forall u \in D : u(c) \geq lo \wedge u(c) \leq up$ .
- $(lo, up) \preceq (lo', up') \Leftrightarrow lo \geq lo' \wedge up \leq up'$ .
- $\text{span}(D) = (lo, up) \Leftrightarrow \forall c \in C : (lo, up) \preceq \text{span}(c, D) \wedge \exists c', c'' \in C : \text{span}(c', D) = (lo, up') \wedge \text{span}(c'', D) = (lo'', up)$ .

Given a span  $sp = (lo, up)$ , we write  $d \in sp$  for short if  $d \geq lo$  and  $d \leq up$  hold. Based on the notion of spans, we are able to define *span traces*  $(sp_1, \sigma_1), \dots, (sp_n, \sigma_n)$  as sequences of pairs of spans and action occurrences denoting (maximum) sets of all valid timed traces  $(d_1, \sigma_1), \dots, (d_n, \sigma_n)$  of a given TIOA with equal untimed traces  $\sigma_1, \dots, \sigma_n$  and  $d_i \in sp_i$  for  $1 \leq i \leq n$ .

**Example 7.** A span trace of the TIOA in Fig. 1a is, for instance, given as  $spt = ((20, \infty), ?press), ((0, 20), ?press), ((10, \infty), ?sugar)$ . This span trace comprises all timed traces that first perform the invisible  $\tau$ -switch leading to location *off* after exactly 20 time units. The first visible step, performing output action  $?press$ , then corresponds to the switch leading from location *off* back to location *idle* after at least 20 time units (due to the constraint of the  $\tau$ -switch). The second occurrence of output action  $?press$  corresponding to the switch leading from location *idle* to location *add sugar* has to be performed at least 0 and at most 20 time units after the previous step. Afterwards, for the self-switch of location *add sugar* labeled  $?sugar$  to be enabled, at least 10 time units must elapse.

Please note that the set of valid timed traces of a given untimed trace may not be representable by a single span trace (e.g., in case of non-deterministic TIOA). The minimal, yet complete set of span traces comprising all valid timed traces of a given TIOA  $\mathcal{A}$  can be defined with respect to the corresponding IOLZG representation of  $\mathcal{A}$  as follows.

**Definition 12** (Span Trace). *Let  $\mathcal{A} = (L, \ell_0, \Sigma_I, \Sigma_O, \rightarrow, I)$  be a TIOA with IOLZG  $(\mathcal{Z}, z_0, \Sigma_I, \Sigma_O, \rightsquigarrow)$ . By  $\Psi_{\mathcal{Z}}$  we denote the set of span traces of  $\mathcal{A}$  being the least set such that  $(sp_1, \sigma_1), \dots, (sp_n, \sigma_n) \in \Psi_{\mathcal{Z}} \Leftrightarrow z_0 \xrightarrow{(d_1, \sigma_1) \dots (d_n, \sigma_n)}$ , where  $d_i \in sp_i, 1 \leq i \leq n$ .*

We can show that the set of span traces derived from the IOLZG representation of a TIOA exactly comprises the set of timed traces of the respective TIOLTS representation of the TIOA.

**Lemma 4.** *Let  $\mathcal{A} = (L, \ell_0, \Sigma_I, \Sigma_O, \rightarrow, I)$  be a TIOA with TIOLTS  $(S, s_0, \Sigma_I, \Sigma_O, \rightarrow)$ . Then it holds that  $(sp_1, \sigma_1), \dots, (sp_n, \sigma_n) \in \Psi_{\mathcal{A}} \Leftrightarrow s_0 \xrightarrow{d_1} \sigma_1 \rightarrow \dots \xrightarrow{d_n} \sigma_n$ , where  $d_i \in sp_i, 1 \leq i \leq n$ .*

Based on this result, we are able to lift *ltioco* from TIOLTS (see Def. 8) to the level of IOLZG and span traces. First, defining the two different notions of quiescence on symbolic states of IOLZG is straightforward. In contrast, the **after** <sub>$\mathcal{A}$</sub>  set has now to be redefined in a recursive manner to consecutively traverse span traces  $\xi$  instead of timed traces. In particular, the set of symbolic states  $\langle \ell, D \rangle$  reachable after  $\xi$  is given as the set of symbolic states reachable by all possible sequences of timed steps comprised in  $\xi$ . In a similar way, the set of *suspension span traces* (*sptraces*) can be defined for a symbolic state  $\langle \ell, D \rangle$  of an IOLZG as the least set of span traces comprising all possible timed traces. Those traces are additionally equipped by special quiescence output symbols  $\delta_E$  and  $\delta_S$  to mark occurrences of (enforced or safe) suspension. Thereupon, the **out** <sub>$\mathcal{A}$</sub>  set can be defined as the set of all output behaviors (i.e., pairs  $(sp, o)$  of spans  $sp$  and output actions  $o$  including quiescence) being enabled in all symbolic states reachable from state  $\langle \ell, D \rangle$  via span trace  $\xi$  such that  $\xi \cdot (sp, o)$ , again, forms a valid span trace. We further define the set **out** <sub>$\mathcal{A}$</sub>  $(\mathcal{Z}', \xi)$  to contain the **out** <sub>$\mathcal{A}$</sub>  sets reachable from sets  $\mathcal{Z}'$  of symbolic states via span trace  $\xi$ . In case of multiple output behaviors (e.g.,  $(sp, o)$  and  $(sp', o)$ ) with equal output actions  $o$ , but different spans  $sp, sp'$ , we implicitly unify overlapping spans by requiring the set **out** <sub>$\mathcal{A}$</sub>  $(\mathcal{Z}', \xi)$  to be minimal. Finally, we are able to define **ltioco** <sub>$\mathcal{A}$</sub>  almost in the usual way, where  $\sqsubset$  is used instead of  $\subseteq$  to state that of all output behaviors (i.e., sets  $spa$  of pairs  $(sp, o)$  of spans and output actions) of the implementation are subsumed by those of the specification.

**Definition 13.** *Let  $sp, im$  be IOLZG over  $\Sigma = \Sigma_I \cup \Sigma_O$ ,  $\gamma \in \{S, E\}$ ,  $\langle \ell, D \rangle \in \mathcal{Z}$ ,  $\mathcal{Z}' \subseteq \mathcal{Z}$ , and  $\xi \in \{(sp, a)^* \mid s = (lo, up) \in \mathbb{T}_C \times (\mathbb{T}_C \cup \{\infty\}), a \in (\Sigma_I \cup \Sigma_O \cup \{\delta_\gamma\})\}$ .*

- $\langle \ell, D \rangle$  is safe-quiescent, denoted by  $\delta_S(\langle \ell, D \rangle)$ , iff  $\forall d \in D : \langle \ell, D \rangle \xrightarrow{d}$ ,
- $\langle \ell, D \rangle$  is enforced-quiescent, denoted by  $\delta_E(\langle \ell, D \rangle)$ , iff  $\forall \mu \in \Sigma_O, \forall d \in D : \langle \ell, D \rangle \not\xrightarrow{(d, \mu)}$ ,
- $(\langle \ell, D \rangle \text{ after }_{\mathcal{A}} \xi) \subseteq \mathcal{Z}$  is the greatest set satisfying the following rules:
  - $\langle \ell, D \rangle \in (\langle \ell, D \rangle \text{ after }_{\mathcal{A}} \varepsilon)$  and
  - $\langle \ell, D \rangle \in (\langle \ell', D' \rangle \text{ after }_{\mathcal{A}} (sp, a) \cdot \xi'')$  if  $\exists d \in sp : \langle \ell', D' \rangle \xrightarrow{(d, a)} \langle \ell'', D'' \rangle \wedge \langle \ell, D \rangle \in (\langle \ell'', D'' \rangle \text{ after }_{\mathcal{A}} \xi'')$ ,
- $sptraces(\langle \ell, D \rangle)$  is the least set s.t.  $(sp_1, \sigma_1), \dots, (sp_n, \sigma_n) \in sptraces(\langle \ell, D \rangle) \Leftrightarrow \langle \ell, D \rangle \xrightarrow{(d_1, \sigma_1) \dots (d_n, \sigma_n)}$  where  $d_i \in sp_i, 1 \leq i \leq n$ , and  $\forall \langle \ell', D' \rangle \in \mathcal{Z} : \langle \ell', D' \rangle \xrightarrow{\delta_\gamma} \langle \ell', D' \rangle$  iff  $\delta_\gamma(\langle \ell', D' \rangle)$ ,
- $\text{out}_{\mathcal{A}}(\langle \ell, D \rangle, \xi) \subseteq (\mathbb{T}_C \times (\mathbb{T}_C \cup \{\infty\}) \times (\Sigma_I \cup \Sigma_O \cup \{\delta_\gamma\}))$  is the greatest set s.t.  $(sp, o) \in \text{out}_{\mathcal{A}}(\langle \ell, D \rangle, \xi)$  if  $\langle \ell, D \rangle \xrightarrow{\xi} \langle \ell', D' \rangle \wedge \langle \ell', D' \rangle \xrightarrow{o} \langle \ell'', D'' \rangle$  and  $o \in \Sigma_O \cup \{\delta_\gamma\}$ ,
- $\widehat{\text{out}}_{\mathcal{A}}(\mathcal{Z}', \xi)$  is the least set s.t.  $\forall (sp, o) \in \bigcup_{z \in \mathcal{Z}'} \text{out}_{\mathcal{A}}(z, \xi) : \exists (sp', o) \in \widehat{\text{out}}_{\mathcal{A}}(\mathcal{Z}', \xi) : sp \preceq sp'$ ,
- $im \text{ltioco}_{\mathcal{A}} sp \Leftrightarrow \forall \xi \in sptraces(sp) : \widehat{\text{out}}_{\mathcal{A}}(im \text{ after }_{\mathcal{A}} \xi, \xi) \sqsubset \widehat{\text{out}}_{\mathcal{A}}(sp \text{ after }_{\mathcal{A}} \xi, \xi)$ , where  $spa \sqsubset spa' \Leftrightarrow \forall (sp, o) \in spa : \exists (sp', o) \in spa' : sp \preceq sp'$

**Example 8.** *Considering the running example in Figs. 1a and 4, we observe that  $\llbracket \mathcal{A}_1 \rrbracket \text{ltioco}_{\mathcal{A}} \llbracket \mathcal{A}'_1 \rrbracket$  does not hold. Let  $\xi = ((20, \infty), ?press), ((0, 20), ?press)$ . Then  $((0, \infty), \delta_S) \in \widehat{\text{out}}_{\mathcal{A}}(\llbracket \mathcal{A}_1 \rrbracket \text{ after }_{\mathcal{A}} \xi, \xi)$  and  $((0, \infty), \delta_S) \notin \widehat{\text{out}}_{\mathcal{A}}(\llbracket \mathcal{A}'_1 \rrbracket \text{ after }_{\mathcal{A}} \xi, \xi)$  as it is not safe to wait in add sugar of  $\mathcal{A}'_1$  due to the invariant  $y \leq 15$ .*

Finally, we prove that for any two TIOA  $\mathcal{A}_{im}$  and  $\mathcal{A}_{sp}$ , checking **ltioco** <sub>$\mathcal{X}$</sub>  on IOLZG is equivalent to checking **ltioco**<sub>S</sub> on TIOLTS.

**Theorem 4** (Correctness of **ltioco** <sub>$\mathcal{X}$</sub> ). *Let  $\mathcal{A}_{im}$  and  $\mathcal{A}_{sp}$  be TIOA.*

$$\llbracket \mathcal{A}_{im} \rrbracket_{\mathcal{X}} \mathbf{ltioco}_{\mathcal{X}} \llbracket \mathcal{A}_{sp} \rrbracket_{\mathcal{X}} \Leftrightarrow \llbracket \mathcal{A}_{im} \rrbracket_S \mathbf{ltioco}_S \llbracket \mathcal{A}_{sp} \rrbracket_S$$

From Theorems 1 and 4 it also follows that **ltioco** <sub>$\mathcal{X}$</sub>  is sound with respect to **tioco** <sub>$\delta$</sub>  and from Theorems 2 and 4 it follows that **ltioco** <sub>$\mathcal{X}$</sub>  is a preorder on input-enabled IOLZG. Finally, we can likewise conclude compositionality of **ltioco** <sub>$\mathcal{X}$</sub> .

**Corollary 1.** *Let  $im_1$  and  $im_2$  as well as  $sp_1$  and  $sp_2$  be input-enabled and composable TIOA enabling independent progress. Then  $(\llbracket im_1 \rrbracket_{\mathcal{X}} \mathbf{ltioco}_{\mathcal{X}} \llbracket sp_1 \rrbracket_{\mathcal{X}}) \wedge (\llbracket im_2 \rrbracket_{\mathcal{X}} \mathbf{ltioco}_{\mathcal{X}} \llbracket sp_2 \rrbracket_{\mathcal{X}}) \Rightarrow \llbracket im_1 \parallel im_2 \rrbracket_{\mathcal{X}} \mathbf{ltioco}_{\mathcal{X}} \llbracket sp_1 \parallel sp_2 \rrbracket_{\mathcal{X}}$ .*

## 5 Tool Support

To show practical feasibility of our technique, we implemented a tool based on the concepts of the JTORX tool [6, 35], originally being developed for (untimed) **ioco** testing. Similar to JTORX, our tool supports *online white-box testing*: a running implementation is investigated on-the-fly whether it is conforming to a specification both given as TIOA. Our tool supports a generic interface enabling it to be used for checking any kind of implementation (in the current version, the interface is implemented to accept TIOA models as implementation). To check conformance of a given implementation to a specification, the tool checks **ltioco** <sub>$\mathcal{X}$</sub>  on the labeled zone-graph representations of both TIOA models. As input TIOA models, our tools supports the exchange format of UPPAAL [26] (a mature model checker for timed systems).

Internally, our tool uses *Difference Bound Matrices* (DBM) being an efficient representation of zones [7, 17, 8]. In particular, DBM-based representations of zones provide comparison operators  $\sim \in \{<, \leq, =, \geq, >\}$ . For a consistent representation, a fresh clock  $0_C$  (with constant value zero) is introduced resulting in the set of clocks  $\mathcal{C}_0 = \mathcal{C} \cup \{0_C\}$  in which each clock is aligned to  $0_C$ . Based on this construction, atomic clock constraints of the form  $x \sim r$  can be represented as  $x - y \preceq r$  with  $\preceq \in \{<, \leq\}$ . Hence, every zone  $D \in \mathcal{C}_0$  can be represented with a maximum of  $|\mathcal{C}_0|^2$  atomic clock constraints, and therefore, each zone may be described as a matrix of size  $|\mathcal{C}_0| \times |\mathcal{C}_0|$  [8]. Each entry  $D_{i,j}$  (row  $i$ , column  $j$ ) thus refers to the atomic clock constraint  $x_i - x_j \preceq r$ . Hence, entries of the matrix are pairs of difference values  $r_{i,j}$  and comparison operators in  $\preceq$ , being derived as follows. For every entry  $D_{i,j}$ , we set the value  $r_{i,j}$  such that  $x_i - x_j \preceq r_{i,j}$  holds. If a difference is unbounded (i.e.,  $x_i$  and  $x_j$  are not related by any constraint), we set the value to  $r_{i,j} = \infty$ . Additionally, we have to require clocks to have non-negative values (i.e.,  $0_C - x_i \leq 0$ ). The tool is available online at <https://www.es.tu-darmstadt.de/ltioco>.

## 6 Related Work

Several versions of **tioco** have recently been proposed [31, 13, 22, 23, 24], whereas **ltioco** is, to the best of our knowledge, the first approach working on the symbolic thus finite zone-graph representation of TIOA instead of infinitely branching TIOLTS. The only other existing symbolic variant of **tioco** is based on *symbolic* timed automata with data variables, but does neither include quiescence nor ensure finiteness of the state space [33]. In addition, our novel notions of timed quiescence are different from any existing approach, where absence of outputs is either considered only up to a fixed bound  $M$  [13, 22], or for all

possible delays [31, 24]. Recent tools implementing variants of **tioco** [25, 11, 23] also mostly differ in their interpretation of quiescence which can all be simulated in our framework, but not vice versa. In addition, compositionality properties have only been considered in [5] so far, where again no notion of quiescence is considered. Furthermore, there are techniques for test-generation from TIOA models. To handle infinitely branching state spaces, En-Nouaary and Dssouli [18] derive test cases only for a particular subset of TIOA behaviors, whereas, similar to our approach, Brandán Briones and Röhl [14] use a zone-based representation. However, the latter approach is limited to deterministic TA, which are strictly less expressive than our TIOA. Springintveld et al. [32] propose an algorithm for exhaustive black-box test generation for timed systems, but no notions of quiescence are taken into account. Besides adopting **io-co**-like conformance notions to timed systems as done by the different variants of **tioco**, the only other timed implementation-relation theory we are aware of uses a refinement-based implementation relation [16]. Finally, Bornot et al. [12] investigate requirements for ensuring liveness-by-construction of timed systems using trace-based composition operators for TIOLTS, whereas conformance theories are out of scope.

## 7 Conclusion

We presented an improved version of a timed input/output conformance testing relation, called **ltioco**, to ensure not only safe but also *live* behaviors of implementations with time-critical behaviors modeled as TIOA. Additionally, we investigated compositionality properties of **ltioco** and we extended the construction of zone graphs to check **ltioco** on a finite semantic representation of TIOA. As a future work, we plan to enrich our framework by further operators including quotienting and conjunction as well as refinement [16] and to extend our tool implementation by automated test-generation and test-execution capabilities.

## References

- [1] Luca Aceto, Augusto Burgueño & Kim G. Larsen (1998): *Model Checking via Reachability Testing for Timed Automata*, pp. 263–280. Springer Berlin Heidelberg, doi:10.1007/BFb0054177.
- [2] Rajeev Alur & David L. Dill (1990): *Automata for Modeling Real-Time Systems*. In Michael S. Paterson, editor: *ICALP'90*, Springer Berlin Heidelberg, pp. 322–335, doi:10.1007/BFb0032042.
- [3] Rajeev Alur & David L. Dill (1994): *A theory of timed automata*. *Theoretical Computer Science* 126(2), pp. 183–235, doi:10.1016/0304-3975(94)90010-8.
- [4] Étienne André (2016): *What's decidable about parametric timed automata?* In Cyrille Artho & Peter Csaba Ölveczky, editors: *FTSCS'16*, Springer International Publishing, pp. 52–68, doi:10.1007/978-3-319-29510-7\_3.
- [5] Boutheina Bannour, Christophe Gaston, Marc Aiguier & Arnault Lapitre (2013): *Results for Compositional Timed Testing*. In: *APSEC'13*, IEEE, pp. 559–564, doi:10.1109/APSEC.2013.81.
- [6] Axel Belinfante (2010): *JTorX: A Tool for On-Line Model-Driven Test Derivation and Execution*, pp. 266–270. Springer Berlin Heidelberg, doi:10.1007/978-3-642-12002-2\_21.
- [7] Richard Bellman (1957): *Dynamic Programming*. Princeton University Press.
- [8] Johan Bengtsson & Wang Yi (2004): *Timed Automata: Semantics, Algorithms and Tools*, pp. 87–124. Springer Berlin Heidelberg, doi:10.1007/978-3-540-27755-2\_3.



- [9] Béatrice Bérard, Antoine Petit, Volker Diekert & Paul Gastin (1998): *Characterization of the expressive power of silent transitions in timed automata*. *Fundamenta Informaticae* 36(2,3), pp. 145–182, doi:10.3233/FI-1998-36233.
- [10] Gilles Bernot (1991): *Testing against formal specifications: A theoretical view*, pp. 99–119. Springer Berlin Heidelberg, doi:10.1007/3540539816\_63.
- [11] Henrik Bohnenkamp & Axel Belinfante (2005): *Timed Testing with TorX*, pp. 173–188. Springer Berlin Heidelberg, doi:10.1007/11526841\_13.
- [12] Sébastien Bornot, Gregor Gößler & Joseph Sifakis (2000): *On the Construction of Live Timed Systems*, pp. 109–126. Springer Berlin Heidelberg, doi:10.1007/3-540-46419-0\_9.
- [13] Laura Brandán Briones & Ed Brinksma (2004): *A Test Generation Framework for quiescent Real-Time Systems*. In: *FATES, LNCS 3395*, Springer Berlin Heidelberg, pp. 64–78, doi:10.1007/978-3-540-31848-4\_5.
- [14] Laura Brandán Briones & Mathias Röhl (2005): *Test Derivation from Timed Automata*, pp. 201–231. Springer Berlin Heidelberg, doi:10.1007/11498490\_10.
- [15] Manfred Broy, Bengt Jonsson, Joost-Pieter Katoen, Martin Leucker & Alexander Pretschner (2005): *Model-Based Testing of Reactive Systems: Advanced Lectures*. *LNCS 3472*, Springer Berlin Heidelberg.
- [16] Alexandre David, Kim G. Larsen, Axel Legay, Ulrik Nyman & Andrzej Wasowski (2010): *Timed I/O Automata: A Complete Specification Theory for Real-time Systems*. In: *HSCC'10*, ACM, pp. 91–100, doi:10.1145/1755952.1755967.
- [17] David L. Dill (1990): *Timing Assumptions and Verification of Finite-State Concurrent Systems*. In Joseph Sifakis, editor: *International Workshop on Automatic Verification Methods for Finite State Systems*, Springer Berlin Heidelberg, pp. 197–212, doi:10.1007/3-540-52148-8\_17.
- [18] Abdeslam En-Nouary & Rachida Dssouli (2003): *A Guided Method for Testing Timed Input Output Automata*. In Dieter Hogrefe & Anthony Wiles, editors: *ICTSS'03*, Springer Berlin Heidelberg, pp. 211–225, doi:10.1007/3-540-44830-6\_16.
- [19] Shibashis Guha, Chinmay Narayan & S. Arun-Kumar (2012): *On Decidability of Prebisimulation for Timed Automata*. In: *CAV'12, LNCS 7358*, Springer, pp. 444–461, doi:10.1007/978-3-642-31424-7\_33.
- [20] Thomas A. Henzinger, Zohar Manna & Amir Pnueli (1991): *Temporal Proof Methodologies for Real-time Systems*. In: *Proceedings of the 18th ACM SIGPLAN-SIGACT Symposium on Principles of Programming Languages*, POPL'91, ACM, pp. 353–366, doi:10.1145/99583.99629.
- [21] Thomas A. Henzinger, Xavier Nicollin, Joseph Sifakis & Sergio Yovine (1994): *Symbolic Model Checking for Real-Time Systems*. *Information and Computation* 111(2), pp. 193–244, doi:10.1006/inco.1994.1045.
- [22] Anders Hessel, Kim G. Larsen, Marius Mikucionis, Brian Nielsen, Paul Pettersson & Arne Skou (2008): *Testing Real-Time Systems Using UPPAAL*, pp. 77–117. Springer Berlin Heidelberg, doi:10.1007/978-3-540-78917-8\_3.
- [23] Moez Krichen & Stavros Tripakis (2004): *Black-box conformance testing for real-time systems*. In: *SPIN'04*, 2989, Springer Berlin Heidelberg, pp. 109–126, doi:10.1007/978-3-540-24732-6\_8.
- [24] Kim G. Larsen, Marius Mikucionis & Brian Nielsen (2004): *Online Testing of Real-time Systems Using UPPAAL*. In: *FATES'04*, Springer Berlin Heidelberg, pp. 79–94, doi:10.1007/978-3-540-31848-4\_6.
- [25] Kim G. Larsen, Marius Mikucionis, Brian Nielsen & Arne Skou (2005): *Testing Real-time Embedded Software Using UPPAAL-TRON: An Industrial Case Study*. In: *EMSOFT'05*, ACM, pp. 299–306, doi:10.1145/1086228.1086283.
- [26] Kim G. Larsen, Paul Pettersson & Wang Yi (1997): *UPPAAL in a nutshell*. *International Journal on Software Tools for Technology Transfer* 1(1), pp. 134–152, doi:10.1007/s100090050010.
- [27] Nancy A. Lynch & Hagit Attiya (1992): *Using mappings to prove timing properties*. *Distributed Computing* 6(2), pp. 121–139, doi:10.1007/BF02252683.

- [28] Michael Merritt, Francesmary Modugno & Mark R. Tuttle (1991): *Time-constrained automata*. In Jos C. M. Baeten & Jan F. Groote, editors: *International Conference on Concurrency Theory*, Springer, pp. 408–423, doi:10.1007/3-540-54430-5\_103.
- [29] Paul Pettersson (1999): *Modelling and Verification of Real-Time Systems Using Timed Automata: Theory and Practice*. Ph.D. thesis.
- [30] Tomas G. Rokicki (1994): *Representing and Modeling Digital Circuits*. Ph.D. thesis.
- [31] Julien Schmaltz & Jan Tretmans (2008): *On Conformance Testing for Timed Systems. Formal Modeling and Analysis of Timed Systems*, pp. 250–264, doi:10.1007/978-3-540-85778-5\_18.
- [32] Jan Springintveld, Frits W. Vaandrager & Pedro R. D’Argenio (2001): *Testing timed automata*. *Theoretical Computer Science* 254(1), pp. 225–257, doi:10.1016/S0304-3975(99)00134-6.
- [33] Sabrina von Styp, Henrik Bohnenkamp & Julien Schmaltz (2010): *A Conformance Testing Relation for Symbolic Timed Automata*. In Krishnendu Chatterjee & Thomas A. Henzinger, editors: *FORMATS’10*, Springer Berlin Heidelberg, pp. 243–255.
- [34] Jan Tretmans (1996): *Test Generation with Inputs, Outputs and Repetitive Quiescence*. Available at <http://doc.utwente.nl/65463>.
- [35] Jan Tretmans & Ed Brinksma (2003): *TORX: Automated Model-Based Testing*, pp. 31–43.

## A Proofs

### A.1 Proof of Lemma 1

*Proof.* We prove Lemma 1 by contradiction. Let  $(S, s_0, \Sigma_I, \Sigma_O, \dashv\rightarrow)$  be a TIOLTS. If  $s \in S$  enables independent progress, then  $\forall d \in \Delta : s \xrightarrow{d}$  or  $\exists d \in \Delta, \exists o \in \Sigma_O : s \xrightarrow{d, o}$  (cf. Definition 4). Assume that it holds that  $\delta_E(s)$  but not  $\delta_S(s)$ . Then,  $\forall o \in \Sigma_O, \forall d \in \Delta : s \not\xrightarrow{d, o}$  and  $\exists d \in \Delta : s \not\xrightarrow{d}$ . However, this contradicts the assumption that  $s$  enables independent progress. Hence, it holds that  $\delta_E(s) \Rightarrow \delta_S(s)$  if  $s$  enables independent progress.  $\square$

### A.2 Proof of Lemma 2

*Proof.* Let  $p, q, r$  be input-enabled TIOLTS being derived from TIOA, and  $p \mathbf{ltioco}_S q$  and  $q \mathbf{ltioco}_S r$ . It holds by Definition 8 that  $p \mathbf{ltioco}_S p$ , i.e.,  $\mathbf{ltioco}_S$  is reflexive.

It remains to be shown that  $p \mathbf{ltioco}_S r$ , i.e.,  $\forall \xi \in tstraces_L(r) : \mathbf{out}_S(p \mathbf{after} \xi) \subseteq \mathbf{out}_S(r \mathbf{after} \xi)$ . Let  $\xi \in tstraces_L(r)$ . If  $\xi \in tstraces_L(q)$ , then  $\forall \xi \in tstraces_L : \mathbf{out}_S(p \mathbf{after} \xi) \subseteq \mathbf{out}_S(r \mathbf{after} \xi)$  follows from transitivity of  $\subseteq$ .

The case of  $\xi \notin tstraces_L(q)$  remains, i.e., the case where behaviors are not present in  $q$  such that  $\xi \in tstraces_L(p)$ ,  $\xi \notin tstraces_L(q)$ , and  $\xi \in tstraces_L(r)$ . We prove this part by contradiction. Suppose,  $\forall \xi \in tstraces_L(r) : \mathbf{out}_S(p \mathbf{after} \xi) \subseteq \mathbf{out}_S(r \mathbf{after} \xi)$  fails for a  $\xi \in tstraces_L(r) \setminus tstraces_L(q)$ , i.e., such a  $\xi$  exists. Trace  $\xi$  decomposes into  $\xi_1 \cdot (d, a) \cdot \xi_2$  where  $\xi_1 \in tstraces_L(q)$  but  $\xi_1 \cdot (d, a) \notin tstraces_L(q)$ . Since  $\mathbf{out}_S(p \mathbf{after} \xi_1) \subseteq \mathbf{out}_S(q \mathbf{after} \xi_1)$ ,  $a \notin \Sigma_O \cup \{\delta_S, \delta_E\}$ . Additionally,  $a \in \Sigma_I$  contradicts input-enabledness of  $q$ . Thus,  $\xi \in tstraces_L(q)$  and  $\mathbf{ltioco}_S$  is transitive.

From reflexivity and transitivity of  $\mathbf{ltioco}_S$  it follows that  $\mathbf{ltioco}_S$  is indeed a preorder on input-enabled TIOLTS.  $\square$

### A.3 Proof of Theorem 1

*Proof.* Let  $im$  and  $sp$  be TIOLTS with  $im$  being input-enabled and enabling independent progress.

First, we prove (1)  $im \mathbf{ltioco}_S sp \Rightarrow im \mathbf{tioco}_\delta sp$  and (2)  $im \mathbf{fioco}_\delta sp \Rightarrow im \mathbf{ltioco}_S sp$ .

(1) The only difference between  $\mathbf{tioco}_\delta$  and  $\mathbf{ltioco}_S$  is  $\delta_S$  because  $\delta_E(\langle \ell, u \rangle) \Leftrightarrow \delta(\langle \ell, u \rangle)$ , i.e., enforced quiescence, coincides with classical quiescence. When we remove the output symbol  $\delta_S$  from the  $\mathbf{out}_S$  sets it holds that  $\mathbf{out}_S(im \mathbf{after} \xi) \subseteq \mathbf{out}_S(sp \mathbf{after} \xi) \Rightarrow (\mathbf{out}_S(im \mathbf{after} \xi) \setminus \{\delta_S\}) \subseteq (\mathbf{out}_S(sp \mathbf{after} \xi) \setminus \{\delta_S\})$ . Hence,  $im \mathbf{ltioco}_S sp \Rightarrow im \mathbf{tioco}_\delta sp$ .

(2) For the same reasons as described in (1), we show that  $im \mathbf{fioco}_\delta sp \Rightarrow im \mathbf{ltioco}_S sp$ . As described before, the only difference between  $\mathbf{tioco}_\delta$  and  $\mathbf{ltioco}_S$  is  $\delta_S$ . Assume, it holds that  $im \mathbf{fioco}_\delta sp$ , i.e., the subset relation does not hold. By adding an additional output symbol  $\delta_S$  not being an element of either of the  $\mathbf{out}$  sets, it is not possible that afterwards, the subset relation holds. Hence,  $im \mathbf{fioco}_\delta sp \Rightarrow im \mathbf{ltioco}_S sp$ .

Next, we prove  $im \mathbf{ltioco}_S sp \Rightarrow im \mathbf{tioco}_\Delta sp$ . The difference between  $\mathbf{tioco}_\Delta$  and  $\mathbf{ltioco}_S$  is the out-set, containing output and delays for  $\mathbf{tioco}_\Delta$  and pairs of outputs and delays and quiescence ( $\delta_E$  and  $\delta_S$ ) for  $\mathbf{ltioco}_S$ . Note, that we do not have to consider the differences in the  $tstraces$  and  $tstraces_L$ , respectively, as these differences are already captured by the out-sets.

When only considering delays,  $im \mathbf{tioco}_\Delta sp$  holds if  $im$  does not allow more delays than  $sp$ . This behavior is captured by  $\mathbf{ltioco}_S$  as  $im$  may only introduce an invariant, resulting in  $im$  not having output

symbol  $\delta_S$ , preserving the subset relation. Making the invariant stricter is already captured as outputs are always pairs of delays and actions. Furthermore,  $im \mathbf{fioco}_\Delta sp$  if  $im$  allows for more delays than  $sp$ . This is also captured by  $\mathbf{lfioco}_S$  as allowing more delays means removing the invariant of the corresponding location, thus introducing output symbol  $\delta_S$ . Only changing the invariant to a greater value either violates independent progress (if no output action or  $\tau$  is possible after this delay) or also allows outputs after these greater delays (which is covered through outputs in  $\mathbf{lfioco}_S$  being pairs of delays and actions).

Next, we show that  $im \mathbf{fioco}_\delta sp \Rightarrow im \mathbf{lfioco}_S sp$  does, in general, *not* hold. Figure 5 provides an example. Here,  $\llbracket \mathcal{A}_3 \rrbracket_S \mathbf{fioco}_\delta \llbracket \mathcal{A}_4 \rrbracket_S$  holds, but  $\llbracket \mathcal{A}_3 \rrbracket_S \mathbf{lfioco}_S \llbracket \mathcal{A}_4 \rrbracket_S$  does not hold.

Now, let  $im$  and  $sp$  be TIOLTS with  $im$  and  $sp$  being input-enabled and enabling independent progress. Finally, we prove that  $im \mathbf{lfioco}_S sp \Leftrightarrow traces^w(im) \subseteq traces^w(sp)$  by proving (1)  $im \mathbf{lfioco}_S sp \Rightarrow traces^w(im) \subseteq traces^w(sp)$  and (2)  $traces^w(im) \subseteq traces^w(sp) \Rightarrow im \mathbf{lfioco}_S sp$ .

(1) From  $im \mathbf{lfioco}_S sp$  it follows by definition that  $\forall \xi \in tstraces_L(sp) : \mathbf{out}_S(im \mathbf{after} \xi) \subseteq \mathbf{out}_S(sp \mathbf{after} \xi)$ , resulting in trace inclusion for  $tstraces_L$ . For  $im \mathbf{lfioco}_S sp \Rightarrow traces^w(im) \subseteq traces^w(sp)$ , we have to show that removing quiescence symbols  $\delta_E$  and  $\delta_S$  from all  $tstraces_L$  (resulting in  $traces^w$ ) preserves the subset relation. In  $tstraces_L$ ,  $\delta_E$  and  $\delta_S$  are added with self-loops to the respective TIOLTS states. Therefore, we remove all  $\xi \in tstraces_L(sp)$  and  $\xi \in tstraces_L(im)$  containing  $\delta_E$  and/or  $\delta_S$ . By  $\Xi_{sp}^\delta$  and  $\Xi_{im}^\delta$  we denote the sets of traces containing  $\delta_E$  and  $\delta_S$ . Due to  $im \mathbf{lfioco}_S sp$  it holds that  $\Xi_{im}^\delta \subseteq \Xi_{sp}^\delta$ . Hence, removing all  $\xi \in \Xi_{im}^\delta$  from  $tstraces_L(sp)$  and  $tstraces_L(im)$  does not effect the subset relation. Furthermore removing all  $\xi \in \Xi_{sp}^\delta \setminus \Xi_{im}^\delta$  also does not effect the subset relation as  $\forall \xi \in \Xi_{sp}^\delta \setminus \Xi_{im}^\delta : (\xi \in tstraces_L(sp) \wedge \xi \notin tstraces_L(im))$ . Therefore,  $im \mathbf{lfioco}_S sp \Rightarrow traces^w(im) \subseteq traces^w(sp)$ .

(2) In order to prove this, we have to show that  $traces^w$  without trailing delays, i.e.,  $\xi \cdot d$ , can be normalized to  $tstraces$ , and trailing delays without actions are captured by  $\delta_E$  and  $\delta_S$  (already proved; see above).  $traces^w$  without trailing delays can be normalized to  $tstraces$  by summing up delays to a single delay and adding delays with  $d = 0$  between consecutive actions  $\sigma \in \Sigma$ .

Hence, it holds that  $im \mathbf{lfioco}_S sp \Leftrightarrow traces^w(im) \subseteq traces^w(sp)$ .  $\square$

#### A.4 Proof of Lemma 3

*Proof.* Let  $\mathcal{A}_1$  and  $\mathcal{A}_2$  be composable TIOA. We prove (1) and (2) separately.

(1) Let  $P = (S_P, s_0^P, \Sigma_I^P, \Sigma_O^P, \rightarrow_P) = \llbracket \mathcal{A}_1 \parallel \mathcal{A}_2 \rrbracket_S$  and  $Q = (S_Q, s_0^Q, \Sigma_I^Q, \Sigma_O^Q, \rightarrow_Q) = \llbracket \mathcal{A}_1 \rrbracket_S \parallel \llbracket \mathcal{A}_2 \rrbracket_S$ . In order to prove  $traces(\llbracket \mathcal{A}_1 \parallel \mathcal{A}_2 \rrbracket_S) = traces(\llbracket \mathcal{A}_1 \rrbracket_S \parallel \llbracket \mathcal{A}_2 \rrbracket_S)$ , we show the following:

- $S_P = S_Q$ . When deriving a TIOLTS from a TIOA, the set of states can only be reduced by location invariants. When composing two locations, their invariants are, by definition, conjugated. Therefore, the set of states of  $\llbracket \mathcal{A}_1 \parallel \mathcal{A}_2 \rrbracket_S$  is determined by conjunction of location invariants of both  $\mathcal{A}_1$  and  $\mathcal{A}_2$ . Furthermore, delay transitions only remain after composition if both  $\llbracket \mathcal{A}_1 \rrbracket_S$  and  $\llbracket \mathcal{A}_2 \rrbracket_S$  are able to perform a delay (cf. Rule (4) of Definition 9). As these delay transitions are a result of location invariants, it holds that  $S_P = S_Q$ .
- $\Sigma_I^P = \Sigma_I^Q$  and  $\Sigma_O^P = \Sigma_O^Q$ . These equalities hold by definition (cf. Definitions 3 and 9).
- $\rightarrow_P = \rightarrow_Q$ . Similar to  $S_P = S_Q$ , TIOLTS transitions are dependent on on clock constraints, and additionally they depend on TIOA switches. As with  $S_P = S_Q$ , clock constraints are, by definition, conjugated. Hence, the set of transitions of  $\llbracket \mathcal{A}_1 \parallel \mathcal{A}_2 \rrbracket_S$  is determined by conjunction of clock constraints of both  $\mathcal{A}_1$  and  $\mathcal{A}_2$ , and, as with  $S_P = S_Q$ , it holds that  $\rightarrow_P = \rightarrow_Q$ .

Hence, it holds that  $\text{traces}(\llbracket \mathcal{A}_1 \parallel_2 \rrbracket_S) = \text{traces}(\llbracket \mathcal{A}_1 \rrbracket_S \parallel \llbracket \mathcal{A}_2 \rrbracket_S)$  as the sets of states, actions, and transitions are equal.

(2) Let  $\Sigma_I^1$  be the inputs of  $\mathcal{A}_1$ ,  $\Sigma_I^2$  be the inputs of  $\mathcal{A}_2$ , and  $\Sigma_I^{1\parallel 2} = (\Sigma_I^1 \cup \Sigma_I^2) \setminus (\Sigma_O^1 \cup \Sigma_O^2)$  be the inputs of  $\mathcal{A}_1 \parallel_2$ . Rules (1) and (2) of TIOA composition ensure that inputs  $\Sigma_I^1 \setminus (\Sigma_I^2 \cup \Sigma_O^2)$  and  $\Sigma_I^2 \setminus (\Sigma_I^1 \cup \Sigma_O^1)$  are preserved, respectively. As  $\Sigma_I^1 \cap \Sigma_I^2 = \emptyset$ ,  $\Sigma_I^{1\parallel 2}$  does not contain further inputs. Therefore, input-enabledness is preserved under TIOA composition. Furthermore, assume that TIOA composition does not preserve independent progress. Hence, there is a restriction in  $\mathcal{A}_2$  such that it holds for a state  $s$  of  $\llbracket \mathcal{A}_1 \rrbracket_S$  (or vice versa) that  $\exists d \in \Delta : s \not\xrightarrow{d}$  or  $\nexists d \in \Delta : s \xrightarrow{d}$  for an  $o \in \Sigma_O^1$ . However, if such a restriction would exist, then the corresponding state in  $\llbracket \mathcal{A}_2 \rrbracket_S$  would enable independent progress as  $\mathcal{A}_2$  enables independent progress. Furthermore, output  $o \in \Sigma_O^1$  (or  $\Sigma_O^2$ , respectively) does not obstruct independent progress if  $o \in \Sigma_I^1 \cap \Sigma_O^2$  or  $o \in \Sigma_I^2 \cap \Sigma_O^1$  is a common action as the matching input is always available due to input-enabledness. The result is an internal action  $\tau$  not obstructing independent progress. Hence, TIOA composition preserves independent progress.  $\square$

## A.5 Proof of Theorem 2

*Proof.* Let  $im_1$  and  $im_2$  as well as  $sp_1$  and  $sp_2$  be *input-enabled* and *independent progress* enabling TIOLTS of composable TIOA. Additionally, it holds that  $im_1 \mathbf{ltioco}_S sp_1$  and  $im_2 \mathbf{ltioco}_S sp_2$ . In order to prove  $im_1 \parallel im_2 \mathbf{ltioco}_S sp_1 \parallel sp_2$ , we have to prove that  $\forall \xi \in \text{ttraces}_L(sp_1 \parallel sp_2) : \mathbf{out}_S(im_1 \parallel im_2 \mathbf{after} \xi) \subseteq \mathbf{out}_S(sp_1 \parallel sp_2 \mathbf{after} \xi)$ . To prove this we first assume that Rule (3) of TIOLTS composition (cf. Definition 9) results in becoming the respective output action instead of an internal action  $\tau$  and prove  $im_1 \parallel im_2 \mathbf{ltioco}_S sp_1 \parallel sp_2$  for this adjusted composition operator. Afterwards, we *hide* the output actions being generated by adjusted Rule (3) by replacing them with internal actions  $\tau$  such that we prove Theorem 2 for TIOLTS composition as defined in Definition 9.

Let  $\mu \in \mathbf{out}_S(im_1 \parallel im_2 \mathbf{after} \xi)$  such that, w.l.o.g.,  $\mu \in \mathbf{out}_S(im_1 \mathbf{after} \xi)$ . We show that  $\mu \in \mathbf{out}_S(sp_1 \parallel sp_2 \mathbf{after} \xi)$ .  $\mathbf{out}_S(sp_1 \parallel sp_2 \mathbf{after} \xi) \neq \emptyset$  as  $\xi \in \text{ttraces}_L(sp_1 \parallel sp_2)$ . We now have to distinguish between  $\mu \in \Sigma_O$  and  $\mu \in \{\delta_E, \delta_S\}$ . If  $\mathbf{out}_S(im_1 \parallel im_2 \mathbf{after} \xi) \subseteq \Sigma_O$ , then  $\mu \in \mathbf{out}_S(sp_1 \parallel sp_2 \mathbf{after} \xi)$  as otherwise  $im_1$  would have more output behavior than  $sp_1$  such that  $im_1 \mathbf{ltioco}_S sp_1$  would not hold. If  $\mathbf{out}_S(im_1 \parallel im_2 \mathbf{after} \xi) \subseteq \{\delta_E, \delta_S\}$ , then  $\mu \in \mathbf{out}_S(sp_1 \parallel sp_2 \mathbf{after} \xi)$  as otherwise  $im_1$  would have less output behavior (from  $\Sigma_O$ ) than  $sp_1$  such that  $im_1 \mathbf{ltioco}_S sp_1$  would not hold. Hence,  $im_1 \parallel im_2 \mathbf{ltioco}_S sp_1 \parallel sp_2$  with the adjusted Rule (3) as described above.

Next, we replace the adjusted Rule (3) by the original one to prove Theorem 2. Here,  $im'$  and  $sp'$  describe the adjusted variants of  $im_1 \parallel im_2$  and  $sp_1 \parallel sp_2$  where outputs of Rule (3) are hidden, i.e., replaced by  $\tau$ . Additionally, let  $\xi' \in \text{ttraces}_L(sp')$  denote the ttrace corresponding to  $\xi \in \text{ttraces}_L(sp_1 \parallel sp_2)$ . Assume, Theorem 2 does not hold. Then, there exists a  $\mu \neq \tau$  such that  $\mu \in \mathbf{out}_S(im_1 \parallel im_2 \mathbf{after} \xi)$ ,  $\mu \in \mathbf{out}_S(sp_1 \parallel sp_2 \mathbf{after} \xi)$ ,  $\mu \in \mathbf{out}_S(im' \mathbf{after} \xi')$ , and  $\mu \notin \mathbf{out}_S(sp' \mathbf{after} \xi')$ . However,  $sp_1 \parallel sp_2$  is input-enabled because  $sp_1$  and  $sp_2$  are input-enabled (cf. Lemma 3). Therefore, we impose that  $im_1 \parallel im_2$  implements every input  $i \in \Sigma_I$  for every state  $s \in S$  such that  $s_{sp_1 \parallel sp_2} \xrightarrow{i} s'_{sp_1 \parallel sp_2} \Rightarrow s_{im_1 \parallel im_2} \xrightarrow{i} s'_{im_1 \parallel im_2}$ . This means, we dictate how  $im_1 \parallel im_2$  should behave after  $\xi$ . Therefore,  $im'$  cannot have any additional output behaviors after  $\xi'$  not being in  $(sp' \mathbf{after} \xi')$ . Hence,  $im_1 \parallel im_2 \mathbf{ltioco}_S sp_1 \parallel sp_2$  and Theorem 2 is correct.  $\square$

### A.6 Proof of Theorem 3

*Proof.* The correctness of this proof directly follows from correctness of  $k$ -normalization [8] and the fact that labeled zone graphs connect the same symbolic states through transitions as zone graphs with the only difference being the labels of the labeled zone graphs (cf. [8] and Definition 10). Furthermore, adding labels  $\varepsilon$  to transitions not corresponding to TIOA switches does not obstruct this result as these transitions are only use to apply operation  $D^\dagger$ .  $\square$

### A.7 Proof of Lemma 4

*Proof.* Let  $\mathcal{A} = (L, \ell_0, \Sigma_I, \Sigma_O, \rightarrow, I)$  be a TIOA with TIOLTS  $(S, s_0, \Sigma_I, \Sigma_O, \rightarrow)$  and IOLZG  $(\mathcal{Z}, z_0, \Sigma_I, \Sigma_O, \rightsquigarrow)$ . In order to prove  $(sp_1, \sigma_1), \dots, (sp_n, \sigma_n) \in \Psi_{\mathcal{Z}} \Leftrightarrow s_0 \xrightarrow{d_1} \xrightarrow{\sigma_1} \dots \xrightarrow{d_n} \xrightarrow{\sigma_n}$  with  $d_i \in sp_i, 1 \leq i \leq n$ , we prove (1)  $(sp_1, \sigma_1), \dots, (sp_n, \sigma_n) \in \Psi_{\mathcal{Z}} \Rightarrow s_0 \xrightarrow{d_1} \xrightarrow{\sigma_1} \dots \xrightarrow{d_n} \xrightarrow{\sigma_n}$  and (2)  $s_0 \xrightarrow{d_1} \xrightarrow{\sigma_1} \dots \xrightarrow{d_n} \xrightarrow{\sigma_n}$  with  $d_i \in sp_i, 1 \leq i \leq n \Rightarrow (sp_1, \sigma_1), \dots, (sp_n, \sigma_n) \in \Psi_{\mathcal{Z}}$  separately.

(1) It holds by Def. 12 that  $(sp_1, \sigma_1), \dots, (sp_n, \sigma_n) \in \Psi_{\mathcal{Z}} \Leftrightarrow z_0 \xrightarrow{(d_1, \sigma_1) \dots (d_n, \sigma_n)}$  with  $d_i \in sp_i, 1 \leq i \leq n$ . Furthermore,  $\langle \ell, D \rangle \xrightarrow{d} \langle \ell', R(D \wedge g) \wedge I(\ell') \rangle$  if  $\exists u \in D : u \in g \wedge ([R \mapsto 0](u + d)) \in R(D \wedge g) \wedge I(\ell')$  and  $\langle \ell, D \rangle \xrightarrow{(d, \sigma)}$  if  $\exists \langle \ell'', D'' \rangle \in \mathcal{Z} : \langle \ell, D \rangle \xrightarrow{d} \langle \ell'', D'' \rangle \xrightarrow{\sigma} \langle \ell', D' \rangle$  by Def. 10. Here, it directly follow that  $(sp_1, \sigma_1), \dots, (sp_n, \sigma_n) \in \Psi_{\mathcal{Z}} \Rightarrow s_0 \xrightarrow{d_1} \xrightarrow{\sigma_1} \dots \xrightarrow{d_n} \xrightarrow{\sigma_n}$ .

(2) From Def. 10 and Theorem 3 it follows that for all  $s_0 \xrightarrow{d_1} \xrightarrow{\sigma_1} \dots \xrightarrow{d_n} \xrightarrow{\sigma_n}$  there exists a  $z_0 \xrightarrow{(d_1, \sigma_1) \dots (d_n, \sigma_n)}$ . Additionally, it holds by Def. 12 that  $(sp_1, \sigma_1), \dots, (sp_n, \sigma_n) \in \Psi_{\mathcal{Z}} \Leftrightarrow z_0 \xrightarrow{(d_1, \sigma_1) \dots (d_n, \sigma_n)}$  with  $d_i \in sp_i, 1 \leq i \leq n$ . Here, it directly follows that  $s_0 \xrightarrow{d_1} \xrightarrow{\sigma_1} \dots \xrightarrow{d_n} \xrightarrow{\sigma_n}$  with  $d_i \in sp_i, 1 \leq i \leq n \Rightarrow (sp_1, \sigma_1), \dots, (sp_n, \sigma_n) \in \Psi_{\mathcal{Z}}$ .

Hence, it holds that  $(sp_1, \sigma_1), \dots, (sp_n, \sigma_n) \in \Psi_{\mathcal{Z}} \Leftrightarrow s_0 \xrightarrow{d_1} \xrightarrow{\sigma_1} \dots \xrightarrow{d_n} \xrightarrow{\sigma_n}$  with  $d_i \in sp_i, 1 \leq i \leq n$ .  $\square$

### A.8 Proof of Theorem 4

*Proof.* Let  $\mathcal{A}_{im}$  and  $\mathcal{A}_{sp}$  be TIOA. Lemma 4 shows that  $(sp_1, \sigma_1), \dots, (sp_n, \sigma_n) \in \Psi_{\mathcal{Z}} \Leftrightarrow s_0 \xrightarrow{d_1} \xrightarrow{\sigma_1} \dots \xrightarrow{d_n} \xrightarrow{\sigma_n}$  with  $d_i \in sp_i, 1 \leq i \leq n$ . Hence,  $(sp_1, \sigma_1), \dots, (sp_n, \sigma_n) \in \text{sptraces}(\llbracket \mathcal{A}_{sp} \rrbracket_{\mathcal{Z}}) \Leftrightarrow (d_1, a_1), \dots, (d_n, a_n) \in \text{tstraces}_L(\llbracket \mathcal{A}_{sp} \rrbracket_S)$  with  $d_i \in sp_i, 1 \leq i \leq n$  as applying symbols  $\delta_S$  and  $\delta_E$  to the sets of  $\text{tstraces}_L$  and  $\text{sptraces}$  is done in the same manner (cf. Defs. 8 and 13). It remains to be shown that  $(d, o) \in \text{outs}(\llbracket \mathcal{A}_{sp} \rrbracket_S \text{ after}(d_1, a_1), \dots, (d_n, a_n)) \Leftrightarrow (sp, o) \in \widehat{\text{out}}_{\mathcal{Z}}(\llbracket \mathcal{A}_{sp} \rrbracket_{\mathcal{Z}} \text{ after}_{\mathcal{Z}}(sp_1, a_1), \dots, (sp_n, a_n))$  with  $d \in sp$  and  $d_i \in sp_i, 1 \leq i \leq n$ . This directly follows from the first part of this proof as, by definition,  $(d, o) \in \text{outs}(\llbracket \mathcal{A}_{sp} \rrbracket_S \text{ after}(d_1, a_1), \dots, (d_n, a_n)) \Leftrightarrow (d_1, a_1), \dots, (d_n, a_n), (d, o) \in \text{tstraces}_L$ . Hence, it holds that  $\llbracket \mathcal{A}_{im} \rrbracket_{\mathcal{Z}} \text{ ltioco}_{\mathcal{Z}} \llbracket \mathcal{A}_{sp} \rrbracket_{\mathcal{Z}} \Leftrightarrow \llbracket \mathcal{A}_{im} \rrbracket_S \text{ ltioco}_S \llbracket \mathcal{A}_{sp} \rrbracket_S$ .  $\square$