

Algorithms for Optimal Diverse Matching

Saba Ahmadi¹, Faez Ahmed², John P. Dickerson¹, Mark Fuge², Samir Khuller³

¹ Department of Computer Science, University of Maryland

² Department of Mechanical Engineering, University of Maryland

³ Department of Computer Science, Northwestern University

saba@cs.umd.edu, faez00@umd.edu, john@cs.umd.edu, fuge@umd.edu, samir.khuller@northwestern.edu

Abstract

Bipartite b -matching, where agents on one side of a market are matched to one or more agents or items on the other, is a classical model that is used in myriad application areas such as healthcare, advertising, education, and general resource allocation. Traditionally, the primary goal of such models is to maximize a linear function of the constituent matches (e.g., linear social welfare maximization) subject to some constraints. Recent work has studied a new goal of balancing whole-match *diversity* and economic efficiency, where the objective is instead a monotone submodular function over the matching. These more general models are largely NP-hard. In this work, we develop a combinatorial algorithm that constructs provably-optimal diverse b -matchings in pseudo-polynomial time. Then, we show how to extend our algorithm to solve new variations of the diverse b -matching problem. We then compare directly, on real-world datasets, against the state-of-the-art, quadratic-programming-based approach to solving diverse b -matching problems and show that our method outperforms it in both speed and (anytime) solution quality.

1 Introduction

The bipartite matching problem occurs in many applications such as healthcare, advertising, and general resource allocation. Weighted bipartite b -matching is a generalization of this problem where each node on one side of the market can be matched to many items from the other side, and where edges may also have associated real-valued weights. Examples of weighted bipartite b -matching include assigning schools to children (Drummond *et al.* 2015; Kurata *et al.* 2017), reviewers to manuscripts (Charlin and Zemel 2013; Liu *et al.* 2014a), and donor organs to patients (Bertsimas *et al.* 2013; Dickerson and Sandholm 2015).

Ahmed *et al.* (2017) introduced the notion of *diverse* bipartite b -matching, where the goal was to simultaneously maximize the “efficiency” of an assignment along with its “diversity.” For example, a firm might want to hire several highly-skilled workers, but if that firm also cares about diversity it may want to ensure that some of those hires occur across marginalized categories of employees. They proposed an objective which combined economic efficiency and diver-

sity demonstrating that, in practice, reducing the efficiency of a matching by small amounts can often lead to significant gains in diversity across a matching. Their formulation relied on solving a general Mixed-Integer Quadratic Program (MIQP), which is flexible but computationally intractable.

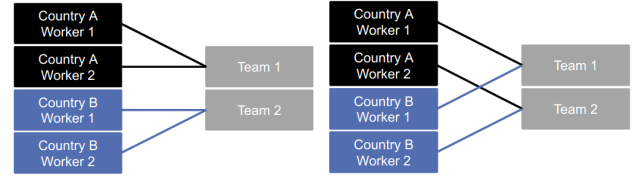


Figure 1: An illustrative example of a non-diverse (left) versus diverse (right) matching; here, the diverse matching creates teams with workers from each country.

In this work, we study the diverse matching problem but develop an algorithm (and extensions) that is guaranteed to find the global optimum of the diverse, weighted, bipartite b -matching problem. Our method is also faster than the approach proposed by Ahmed *et al.* (2017) on the real-world benchmark test cases that they used. We also propose two practical extensions of the problem. First, where each worker has multiple features (country of origin, gender) and our goal is to form diverse teams for all these features. Second, where each task has a requirement of certain skills and workers are endowed with particular skills, which applies to the crowdsourcing setting.

Our contributions. The paper’s main contributions follow:

- We provide the first pseudo-polynomial time algorithm for the diverse bipartite b -matching problem with class-specific weights.¹ The key insight lies in detecting *negative cycles* in the matching graph, which we use to either provide incremental improvements to the incumbent diverse matching or prove that our negative-cycle-detection algorithms have found a globally-optimal matching.

¹That is, under conditions when the cost of assigning all items from one category to an item on the other side of the graph is the same. This holds when, e.g., one is matching academic papers to reviewers where each reviewer can specify exactly one field of expertise and the cost of assigning a paper to any of the reviewers *within* the same field is the same but differs *across* fields.

- We then extend the algorithm to the diverse bipartite b -matching problems with *general* edge weights.
- Next, we define a new variation of diverse b -matching problem where instead of considering only one feature for each worker, here country of citizenship, each worker has a set of features, and the diversity of a b -matching is calculated based on the set of all the features. We show how to extend our algorithm to capture this case as well.
- In the next step, we extend our algorithm to a more general version of this problem, where each team has a vector of demands corresponding to a specific skill. Each worker has a specific skill. The goal is to find a diverse b -matching satisfying the vector of demands for each team.
- Lastly, we demonstrate our algorithm’s applicability to paper-reviewer matching and movie recommendation. Our algorithm takes less time to converge to an optimal solution than the state-of-the-art MIQP approach.

2 Related Work

Matching people to form diverse teams leverages the intersection of two past areas of research: the role of team diversity in collaborative work and how diversity among groups of resources is measured and used to form/match teams. Compared to related work, this paper provides a practical, high-performing method to perform diverse b -matching that can enable applications like diverse team formation or diverse resource allocation. Below we will use the example of diverse team formation (for example, in project teams within a company) to provide a concrete example to place prior work in context; however, our proposed approach is generally applicable to any diverse matching problem.

In the example of forming teams, the traditional approach is to use weighted bipartite b -matching (WBM) methods (Basu Roy *et al.* 2015; Liu *et al.* 2014b). These methods maximize the total weight of the matching while satisfying the constraints. However, there are two major issues with these approaches. First, it assumes that the value provided by a person in a team is always fixed and independent of who else is in the team. This assumption may not hold in many cases. A new team member may provide more added value to the team if she is added to a smaller team compared to the case if she is added to a larger team. This property of diminishing marginal utility can be mathematically captured by a family of functions called submodular functions.

Second, existing approaches do not account for diversity *within* a team, where teams with workers from different backgrounds may be desirable. For example, researchers have shown that different types of worker diversity have a direct impact on the success rate of tasks (Ross *et al.* 2010). Likewise, firms with a higher number of employees with higher education and diversity in the types of educations have a higher likelihood of innovating (Østergaard *et al.* 2011) and increasing revenue for firms (Hunt *et al.* 2015). In this paper, we address both these issues.

Past researchers have generally measured diversity by defining some notion of *coverage*—that is, a diverse set is one that covers the space of available variation. Mathematically, researchers have done so via the use of *sub-*

modular functions, which encode the notion of diminishing returns (Lin and Bilmes 2011; Lin and Bilmes 2012); that is, as one adds items to a set that are similar to previous items, one gains less utility if the existing items in the set already “cover” the characteristics added by that new item. For example, many previous diversity metrics used in the information retrieval or search communities—including Maximum Marginal Relevance (MMR) (Carbonell and Goldstein 1998), absorbing random walks (Zhu *et al.* 2007), subtopic retrieval (Zhai *et al.* 2003) and Determinantal Point Processes (Kulesza *et al.* 2012)—are instances of submodular functions. These functions can model notions of coverage, representation, and diversity (Ahmed and Fuge 2018) and they have been shown to achieve top results on common automatic document summarization benchmarks—*e.g.*, at the Document Understanding Conference (Lin and Bilmes 2011; Lin and Bilmes 2012). These functions are widely used in extractive document summarization (Lin and Bilmes 2011) to get a diverse high-quality summary of documents.

Within matching, our work is closest to (Ahmed *et al.* 2017), which used a supermodular function to propose a diverse matching optimization method. Other researchers have also approached similar problems, with diversity either as an objective or as a constraint. For instance, (Gölz and Procaccia 2018) match migrants to localities in a way that maximizes the expected number of migrants who find employment. The authors solve a maximization problem of an approximately submodular function subject to matroid constraints. (Benabbou *et al.* 2018) studies the trade-off between diversity and social welfare for Singapore housing allocation. They model the problem as an extension of the classic assignment problem, with additional diversity constraints. (Lian *et al.* 2018) solve the assignment problem when preferences from one side over the other side are given and both sides have capacity constraints. They use order weighted averages to propose a polynomial-time algorithm which leads to high quality and more fair assignments. (Agrawal *et al.* 2018) show that a simple iterative proportional allocation algorithm can be tuned to produce maximum matching with high entropy. Finally, (Kobren *et al.* 2019) proposed two fairness-promoting algorithms for papers reviewer matching problem. They demonstrate that their algorithm achieves higher objective score compared to state of the art matching algorithms that optimize for fairness only. In contrast, our goal is to maximize diversity as an objective along with having constraints on reviewer load.

In contrast to the work above, our approach defines a utility function that can be tuned to balance the diversity and total weight of matching. The diversity function is inspired by the Herfindahl index, which is a statistical measure of concentration and commonly used in economics. We provide a new algorithm that models the problem using an auxiliary graph and uses a heuristic improvement of the negative cycle detection of Bellman-Ford by (Goldberg and Radzik 1993)²

²We used the negative cycle detection algorithm by Goldberg and Radzik (1993). Cherkassky *et al.* (1993)

to find negative cycles and cancel them on a new graph to obtain an optimal solution for the original problem.

3 Preliminaries

In this section, we first define the preliminaries for a diverse matching problem, where workers are to be matched to teams and each team wants workers belonging to a diverse set of countries. In our problem, we are given a set of countries $\mathcal{C} = \{C_1, \dots, C_m\}$ and each country C_j has $|C_j|$ workers inside it. The set of workers is denoted by $X = \{x_1, \dots, x_n\}$. We wish to form a set of teams $\{T_1, \dots, T_t\}$ of the workers where each team T_i has a demand of d_i , specifying the number of workers that needs to be assigned to it. Each worker can be assigned to exactly one team. The cost of assigning each worker from country C_j to the team T_i is denoted by $u_{i,j}$. We assume all costs are integers. The number of workers assigned to team T_i from country C_j is $c_{i,j}$. The total cost of an assignment is $TU = \sum_{i=1}^t \sum_{j=1}^m u_{i,j} \cdot c_{i,j}$. The diversity of an assignment is denoted by D and is equal to $\sum_{i=1}^t \sum_{j=1}^m c_{i,j}^2$. The goal is to minimize the objective function which is equal to $\lambda \cdot D + TU$, where $\lambda > 0$ is a constant. We assume λ is a rational number and $\lambda = \frac{\lambda_1}{\lambda_2}$ where $\lambda_1, \lambda_2 \in \mathbb{Z}^+$. We also assume λ_1, λ_2 are constants. Minimizing $\lambda \cdot D + TU$ is equivalent to minimizing $f = \lambda_1 \cdot D + \lambda_2 \cdot TU$ and we use this new objective function when explaining the algorithm.

In §6, we show how to generalize this algorithm to solve the problem for the case that the costs of assigning workers from the same country to a team could be different. We call that diverse bipartite b -matching with general weights.

In §7, another generalization of this problem is introduced, where each worker has a vector of features, which is denoted with $F = \{f_1, \dots, f_{|F|}\}$, for example $F = \{\text{country}, \text{gender}\}$. The goal is to minimize $\lambda_{|F|+1} TU + \sum_{k=1}^{|F|} \lambda_k D_k$, where D_k shows the diversity w.r.t the feature f_k .

In §8, there is a further assumption that each worker has a specific skill from the set $S = \{s_1, \dots, s_{|S|}\}$. Each team T_i has a demand $d_{i,k}$ for each skill s_k . We show how to extend this framework to find a diverse bipartite b -matching which satisfies the skills demands for each team.

Next, we present two different methods of representing an instance of this problem using matrices and graphs.

Matrix Representation: In this representation, each column corresponds to a country, and each row corresponds to a team. Entry $c_{i,j}$ shows the number of workers from the country C_j assigned to the team T_i . We introduce team T_0 as a dummy team, and $c_{0,i}$ shows the number of workers from country C_i which are not assigned to any team. An example of matrix representation with three teams and two countries is shown in Fig. 2.

Matching Representation: Here, a bipartite graph $G = (\mathcal{X} \cup \mathcal{T}, E)$ is given. The nodes in \mathcal{X} are corresponding to the workers, and they are partitioned into m subsets C_1, \dots, C_m ,

compared the performance of multiple negative cycle detection algorithms, and the algorithm by Goldberg and Radzik (1993) was one of the fastest.

	Country 1	Country 2
Team 0 (Dummy)	c_{01}	c_{02}
Team 1	c_{11} ↓	c_{12} ↑
Team 2	c_{21} ↓	c_{22} ↑
Team 3	c_{31} ↓	c_{32} ↑

Figure 2: Matrix representation of three teams and workers from two countries. Dummy team T_0 accommodates unassigned workers. Arrows represent a local exchange.

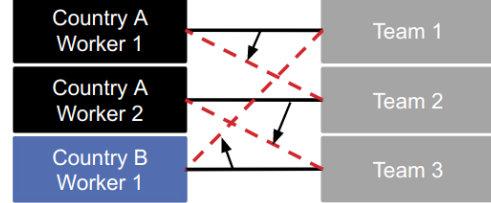


Figure 3: Local exchange operation (in matching representation).

where each subset is corresponding to one country. Each vertex in \mathcal{T} , is corresponding to one team. The assignment of workers to the teams form a b -matching, where the degree of each node $T_i \in \mathcal{T}$ is d_i , and the degree of each node $x \in \mathcal{X}$ is at most one.

Local Exchange: A local exchange happens when a group of teams decides to transfer one or more workers between each other while maintaining the total number of workers in each of them. The exchange is done in a way that the initial demands of all the teams are fulfilled. Arrows in Fig. 2 show a local exchange using a matrix representation. In this exchange, one worker from C_2 is moved from T_3 to T_1 . Two workers from C_1 are moved. One is moved from T_1 to T_2 , and the other one is moved from T_2 to T_3 . The set of edges of local exchange in a matrix representation is called a cycle. The source-transitions of a cycle are the cells without any input edges, and the sink-transitions are the cells without any output edges. In Fig. 2, the nodes corresponding to $c_{3,2}$ and $c_{1,1}$ are source-transition nodes, and the nodes corresponding to $c_{1,2}$ and $c_{3,1}$ are sink-transition nodes.

Figure 3 shows the same local exchange operation using a matching representation. In this figure, the black matching shows the initial assignment, and the dotted red matching shows the assignment after the exchange operation is done.

Gain of a local exchange: Our goal is to minimize the objective function f , by doing a local exchange. To find out, we first calculate the marginal gain from a given exchange operation which is the difference between the objective values before and after a local exchange. For example, gain of the local exchange in Figure 2 is $\lambda_1((c_{3,2} - 1)^2 - c_{3,2}^2 + (c_{1,2} + 1)^2 - c_{1,2}^2 + (c_{1,1} - 1)^2 - c_{1,1}^2 + (c_{3,1} + 1)^2 - c_{3,1}^2) + \lambda_2(-u_{3,2} + u_{1,2} - u_{1,1} + u_{3,1})$. It can be seen the contribution of the nodes which are not source-transition or sink-transition to the gain of a local exchange is zero. If the net gain is negative, then the local exchange can be considered successful and we can transfer the workers.

4 Negative-Cycle-Detection-based Algorithms

In this section, we explain our algorithm for finding the optimum assignment. First, we build an auxiliary graph G' . For each team T_i , there is a switch in G' with m input ports, and m output ports, where m is the number of countries. Each port is a node in G' , and each switch is a directed bipartite graph, with edges going from its input ports (nodes) to its output ports. In Figure 4, each box is a switch. A dummy team T_0 is introduced to accommodate all unassigned workers in the matching. For each pair of input output ports $(I_{j_1}^i, O_{j_2}^i)$ in switch T_i , there is a directed edge e_{j_1, j_2}^i from $I_{j_1}^i$ to $O_{j_2}^i$, its weight is defined in the following way:

$$w(e_{j_1, j_2}^i) = \begin{cases} -2\lambda_1 & \text{if } j_1 = j_2, i \neq 0 \\ 0 & \text{o.w} \end{cases}$$

The reason behind putting the weight of edges in the first case equal to $-2\lambda_1$ is to force the nodes which are not a source-transition or a sink-transition and do not belong to T_0 , to have zero contribution to gain of a cycle.

For each pair of teams T_{i_1} and T_{i_2} where $i_1 \neq i_2$, and for each country c_j , there is a directed edge from output port $O_{j_1}^{i_1}$ of switch T_{i_1} to the input port $I_{j_2}^{i_2}$ of switch T_{i_2} , and weight of this edge is defined as:

$$\begin{cases} \lambda_1((c_{i_2, j} + 1)^2 - c_{i_2, j}^2 + (c_{i_1, j} - 1)^2 - c_{i_1, j}^2) \\ \quad + \lambda_2(u_{i_2, j} - u_{i_1, j}) & i_1, i_2 \neq 0 \\ \lambda_1((c_{i_2, j} + 1)^2 - c_{i_2, j}^2) + \lambda_2(u_{i_2, j}) & i_1 = 0 \\ \lambda_1((c_{i_1, j} - 1)^2 - c_{i_1, j}^2) + \lambda_2(-u_{i_1, j}) & i_2 = 0 \end{cases}$$

There are separate cases for i_1 or $i_2 = 0$ since T_0 is a node corresponding to a dummy team, which is allocated all the unassigned workers from each country. The contribution of this team to the objective function must be zero.

Each cycle in this graph is corresponding to a cycle in a matrix representation and local exchanges along them have the same gain. Figure 4 shows a cycle which is corresponding to the cycles in Figures 2 and 3.

After constructing the auxiliary graph, we run Algorithm 1. Algorithm 1 moves workers from one team to another if it detects a negative cycle. The movement of a worker is always from an output port of a team to an input port of another team.

Algorithm 1 takes as input an initial feasible solution M as input. To find M , we first find a feasible solution, which satisfies all the demand constraints. In order to find an initial feasible solution, in each iteration, consider the first country (C_j) with at least one un-assigned worker, and the first team (T_i) such that the number of workers assigned to it is less than its demand (In the first iteration, we start with C_1, T_1 , and all the workers are un-assigned). Assign un-assigned workers from C_j to T_i , until either demand of T_i is fully satisfied, in this case, move to the next team ($i = i + 1$), or all the workers from C_j are assigned, then let $j = j + 1$. Repeat this procedure until all the demand constraints are satisfied. Time complexity of this procedure is $\mathcal{O}(m + t)$.

In Algorithm 1, any negative cycle detection algorithm can be used to detect negative cycles in G' . We use a heuris-

Algorithm 1: Find optimal diverse b -matching

Input : Directed weighted graph G' , initial feasible b -matching M which satisfies team demands.
Output: Optimal diverse b -matching
while \exists a negative cycle $C \in G'$ **do**
 // Perform a local exchange operation along C ;
 for $e \in C$ **do**
 // Assume edge e is from output port $O_{j_1}^{i_1}$ of team T_{i_1} to input port $I_{j_2}^{i_2}$ of another team T_{i_2} ;
 // Move one worker of country c_j from team T_{i_1} to team T_{i_2} :
 $c_{i_1, j} - = 1$;
 $c_{i_2, j} + = 1$;
 Update weight of edges of G' w.r.t to the new values of $c_{i_1, j}$, and $c_{i_2, j}$;

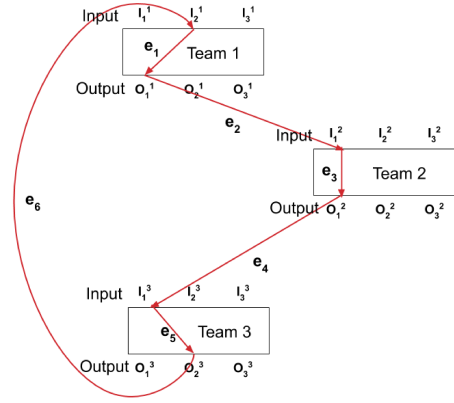


Figure 4: Local Exchange in Graph Representation. The edge weights are $w(e_1) = w(e_5) = 0$, $w(e_2) = \lambda_1((c_{2,1} + 1)^2 - c_{2,1}^2 + (c_{1,1} - 1)^2 - c_{1,1}^2) + \lambda_2(u_{2,1} - u_{1,1})$, $w(e_3) = -2\lambda_1$, $w(e_4) = \lambda_1((c_{3,1} + 1)^2 - c_{3,1}^2 + (c_{2,1} - 1)^2 - c_{2,1}^2) + \lambda_2(u_{3,1} - u_{2,1})$, $w(e_6) = \lambda_1((c_{1,2} + 1)^2 - c_{1,2}^2 + (c_{3,2} - 1)^2 - c_{3,2}^2) + \lambda_2(u_{1,2} - u_{3,2})$

tic improvement of Bellman-Ford proposed by Goldberg and Radzik (Goldberg and Radzik 1993) in our experiments.

5 Proof of Optimality

In this section, we prove that Algorithm 1 gives the optimum solution for diverse bipartite b -matching problem.

Assume after the algorithm ends, the final assignment is a local optimum M , and the optimum solution is M^* . Consider the matching representations of M and M^* . The symmetric difference of M and M^* ($M \oplus M^*$) can be decomposed into a set of alternating cycles and paths of even length. The reason that the length of alternating paths is even is that size of both of the matchings is equal: $|M| = |M^*| = \sum_{i=1}^t d_i$.

Each local exchange along an alternating cycle is corresponding to a cycle in a matrix representation. A local exchange along an alternating path is corresponding to a cycle in a matrix representation which includes vertices from the row T_0 . For example, Figure 5 shows a local exchange along

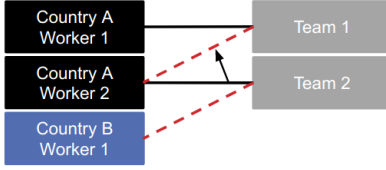


Figure 5: Example of a local exchange along an alternating path.

	Country 1	Country 2
Team 0	c_{01} ↑	c_{02} ↓
Team 1	c_{11} ↑	c_{12} ↓
Team 2	c_{21} ↑	c_{22} ↓

Figure 6: Matrix representation showing an alternating path.

an alternating path in $M \oplus M^*$ where red edges belong to M^* , and black edges belong to M . Matrix representation corresponding to this local exchange is shown in Figure 6.

Before proving Thm. 1, we need the following definitions:

Maximal Cycle: A cycle c in the matrix representation is maximal if its source-transitions (nodes with zero incoming edges) and sink-transitions (nodes with zero outgoing edges) are source-transition and sink-transition w.r.t all the edges in $M \oplus M^*$ as well. For example, consider the cycles in Figure 7. Let's call the green cycle c_g , the red cycle c_r , and the blue cycle c_b . The c_g has two source-transitions $c_{1,1}, c_{0,2}$, and it has two sink-transitions $c_{0,1}, c_{1,2}$. Since there are no edges going out of $c_{1,2}, c_{0,1}$, and no edges going into $c_{0,2}, c_{1,1}$, c_g is a maximal cycle. Cycle c_r is not a maximal cycle since $c_{2,2}$ is a source-transition w.r.t the red edges, but it is not a source-transition w.r.t all edges and a blue edge is going into it. Also $c_{2,1}$ is a sink-transition w.r.t the red edges, but there is a blue edge going out of it. Cycle c_b is not a maximal cycle as well.

Lemma 1. *The set of all the edges of $M \oplus M^*$ can be decomposed into a set of maximal cycles.*

Proof. Consider an arbitrary decomposition of the edges of $M \oplus M^*$ in the matrix representation into a set of cycles $\{c_1, \dots, c_\ell\}$. If there exists a cycle in $M \oplus M^*$ without any source-transitions and sink-transitions, it means the gain of this cycle is zero and it could be discarded. If there exists any cycle c_p which is not maximal, then there exists another cycle c_q which makes c_p not to be maximal. For example in Figure 7, c_r is not maximal because of c_b . In this case, union c_p and c_q , and make $c_p \cup c_q$ a single cycle in the decomposition. At the end, all the edges in $M \oplus M^*$ will be decomposed into a set of maximal cycles. Let's call the set of maximal cycles $\{c'_1, \dots, c'_{\ell'}\}$. \square

For example, in Figure 7, decomposition $\{c_g, c_r \cup c_b\}$ is

	Country 1	Country 2	Country 3
Team 0	c_{01} ↑	c_{02} ↓	c_{03}
Team 1	c_{11} ↓	c_{12} ↑	c_{13}
Team 2	c_{21} ↓	c_{22} ↑	c_{23}
Team 3	c_{31}	c_{32} ↑	c_{33}

Figure 7: Maximal Cycle Decomposition

a maximal cycle decomposition. Now we are ready to prove the following theorem:

Theorem 1. *Algorithm 1 finds the global optimum for the diverse b-matching problem.*

Proof. Let $f(M)$ show the value of the objective function for the assignment M . $f(M^*) - f(M) < 0$ therefore:

$$f(M^*) - f(M) = \text{gain}(c'_{1,1}) + \text{gain}(c'_{2,2}) + \dots + \text{gain}(c'_{\ell',\ell'}) < 0$$

Where c'_k ($1 \leq k \leq \ell'$) is the k^{th} cycle in the maximal cycle decomposition, and $c'_{k,k}$ is applying the local exchange of the cycle c'_k at step k . The initial step is the assignment M . Since $f(M^*) - f(M) < 0$, there must be a maximal cycle c'_g such that $\text{gain}(c'_{g,g}) < 0$. We wish to show $\text{gain}(c'_{g,1}) < 0$, which implies starting from the initial assignment M , a local exchange can be done with a negative gain, and M is not a local optimum which is a contradiction.

Consider $c'_{g,g}$ in a matrix representation. There are four types of vertices in $c'_{g,g}$:

- Vertices in the form of $c_{0,j}$ where $1 \leq j \leq m$. These vertices have contribution zero to both $\text{gain}(c'_{g,g})$ and $\text{gain}(c'_{g,1})$.
- Vertices that are not sink-transition or source-transition, like $c_{2,1}$ in Figure 2. It could be seen that contribution of these nodes to both $\text{gain}(c'_{g,g})$ and $\text{gain}(c'_{g,1})$ is zero.
- Sink-transitions: Consider an arbitrary sink-transition v in $c'_{g,g}$. Assume the value of this node at the beginning of step g is v_g . The contribution of v to $\text{gain}(c'_{g,g})$ is positive and is equal to $\lambda_1((v_g + 1)^2 - v_g^2) + \lambda_2 u$ for some cost value u . Since v is a sink-transition and there are no edges out of v , $v_g \geq v_1$. Therefore, $\lambda_1((v_g + 1)^2 - v_g^2) + \lambda_2 u \geq \lambda_1((v_1 + 1)^2 - v_1^2) + \lambda_2 u$. As a result, the contribution of v to $\text{gain}(c'_{g,1})$ is upper bounded by its contribution to $\text{gain}(c'_{g,g})$.
- Source-transitions: Consider an arbitrary source-transition v in $c'_{g,g}$. The contribution of v to $\text{gain}(c'_{g,g})$ is $\lambda_1((v_g - 1)^2 - v_g^2) - \lambda_2 u$. v is a source-transition and therefore $v_1 \geq v_g$. As a result, $\lambda_1((v_g - 1)^2 - v_g^2) - \lambda_2 u \geq \lambda_1((v_1 - 1)^2 - v_1^2) - \lambda_2 u$. At the end, contribution of all the vertices to $\text{gain}(c'_{g,1})$ is upper bounded by their contribution to $\text{gain}(c'_{g,g})$. Therefore if $\text{gain}(c'_{g,g}) < 0$, then $\text{gain}(c'_{g,1}) < 0$. \square

Theorem 2. *The running time of the algorithm is $\mathcal{O}((\lambda_1 \cdot n^2 + \lambda_2 U) \cdot m^2 \cdot t^2(m + t))$, where U is the maximum cost of an initial feasible b-matching.*

In order to prove this theorem, first we show the following lemmas hold.

Lemma 2. *The number of iterations of our algorithm is at most $(\lambda_1 \cdot n^2 + \lambda_2 U)$.*

Proof. The initial state of the algorithm is a feasible b-matching with cost at most U . Diversity of any matching is at most n^2 . Therefore, the maximum value of the objective function is at most $\lambda_1 \cdot n^2 + \lambda_2 U$. At each iteration, we find a negative weight cycle and since all the weights are integers,

its weight can be at most -1 . Therefore, the objective function decreases by at least 1 at each step, and since the value of the objective function is always positive, the number of iterations is at most $\lambda_1 \cdot n^2 + \lambda_2 U$. \square

Lemma 3. *The complexity of each iteration of the algorithm is $\mathcal{O}(m^2 \cdot t^2(m+t))$.*

Proof. At each iteration, we use a negative cycle detection algorithm with running time $\mathcal{O}(|V| \cdot |E|)$ (where $|V|$ is the number of nodes in the auxiliary graph and $|E|$ is the number of edges). The number of nodes in the graph is $2m \cdot (t+1)$, since there are $t+1$ switches in the graph and each switch has exactly $2m$ ports and each port is a node in the graph. The number of edges incident on each port is $m+t$. Therefore, the total number of edges is $\mathcal{O}(m \cdot t(m+t))$. Hence, the complexity of each iteration is $\mathcal{O}(m^2 \cdot t^2(m+t))$. \square

Combining Lemma 2 with Lemma 3, and considering $\mathcal{O}(m+t)$ time complexity for finding an initial feasible solution, yields Theorem 2.

6 Diverse Weighted Bipartite b -Matching

In this section, we extend our algorithm to solve the case where cost of assigning workers from the same country to a team can be different. First, in each switch we put input and output ports for each worker. Inside each switch, there is a complete bipartite graph from input ports to the output ports. If there is an edge between an input port to an output port where ports are belonging to the workers from the same country, its weight is $-2\lambda_1$. Otherwise, its weight is 0.

Consider an edge from output port $x_k^{i_1}$ of switch T_{i_1} to the input port $x_k^{i_2}$ of switch T_{i_2} , where $x_k \in C_j$. The weight of this edge is equal to the change in the objective function by moving one worker from C_j out of T_{i_1} , and adding that worker to T_{i_2} . Proof of the following theorem is similar to Theorem 2.

Theorem 3. *The running time of the algorithm for general weights is $\mathcal{O}((\lambda_1 \cdot n^2 + \lambda_2 U) \cdot n^2 \cdot t^2(n+t))$, where U is the maximum cost of any feasible b -matching.*

7 Workers with Multiple Features

In this section, we consider the diverse matching problem, however, instead of having only one feature for each worker (country of origin), there is a vector of features. An example of a feature set could be country of citizenship and gender. Let $F = \{f_1, \dots, f_{|F|}\}$ denote the feature set for the workers. In this case, the goal is to minimize $\lambda_{|F|+1}TU + \sum_{k=1}^{|F|} \lambda_k D_k$, where D_k shows the diversity w.r.t the feature f_k .

In the following, we show how to extend our framework to solve this problem. Assume the workers have two features X, Y , where X could get any of the values X_1, X_2 , and Y could get any of the values Y_1, Y_2 . In the graph representation, there is a switch per each team, and each switch has an input port and an output port per each possible combination of features (in this example the possible combinations of

features are $\{(X_1, Y_1), (X_2, Y_1), (X_1, Y_2), (X_2, Y_2)\}$). Between two switches T_{i_1}, T_{i_2} , there is a directed edge from an output port of T_{i_1} , to an input port of T_{i_2} , if and only if the ports are corresponding to the same combination of features. The weight of this edge denotes the change in the objective function corresponding to one exchange.

Inside a switch T_i , there is a directed edge from each input port to each output port. If the directed edge is connecting two ports such that their corresponding combinations of features have no value in common, the weight of this edge is equal to zero. Otherwise, per each feature f_k that has the same value, $-2\lambda_k$ is added to this edge. For example, if there is an edge in T_i from the input port corresponding to (X_1, Y_1) to the output port (X_1, Y_2) , the weight of this edge is equal to $-2\lambda_1$. By applying a similar negative cycle detection algorithm, the optimum solution could be found. In the supplemental material, a sketch of the proof of optimality of the algorithm is given.

8 Skilled Workers

In this section, we consider a variant of the diverse matching problem with additional assumptions that each worker has a specific skill. Each team has a demand vector, denoting how many workers are needed for each skill. The set of skills is shown with $S = \{s_1, s_2, \dots, s_{|S|}\}$. $d_{i,k}$ denotes demand of team T_i for skill s_k . The overall demand of T_i is $\sum_{k=1}^{|S|} d_{i,k}$. The goal is to minimize the same objective function $\lambda_1 \cdot D + \lambda_2 TU$ while satisfying all the demands.

To extend our algorithm to capture this problem, we put a switch per team, and there are I/O ports per each pair of country and skill. There exists an edge between two ports if and only if the ports are corresponding to the same skill. If two ports in a switch corresponding to the same skill also correspond to the same country, the edge between them has weight $-2\lambda_1$, otherwise, it has weight 0.

Between two switches T_{i_1} and T_{i_2} , there exists an edge between an output port of T_{i_1} to an input port of T_{i_2} , if and only if the ports are corresponding to the same team and skill. Consider an edge from an output port (C_j, S_k) in switch T_{i_1} to an input port (C_j, S_k) in switch T_{i_2} . Weight of this edge is the change in the objective function by moving one worker from country C_j in team T_{i_1} to team T_{i_2} .

9 Experimental Validation & Discussion

To demonstrate the efficacy of the proposed method, we apply it to two domains: matching movies to users and matching reviewers to papers. First, we show the trade-off front between diversity and the total weight of matching for the reviewer assignment problem. Next, we compare our algorithm with existing methods in the literature and show that it outperforms them in terms of time taken to converge.

Application to Reviewer Assignment

We now present an application of Algorithm 1 for diverse matching problem to automatically determine the most appropriate reviewers for a manuscript by also ensuring that reviewers are different from each other.

We use the multi-aspect review assignment evaluation dataset (Karimzadehgan and Zhai 2009), a benchmark dataset from UIUC. It contains 73 papers accepted by SIGIR 2007, and 189 prospective reviewers who had published in the main information retrieval conferences. The dataset provides 25 major topics and for each paper in the set, an expert provided 25-dimensional label on that paper based on a set of defined topics. Similarly for the 189 reviewers, a 25-dimensional expertise representation is provided.

To set up the graph, we first cluster the reviewers into 5 clusters based on their topic vectors using spectral clustering. To calculate the relevance of each cluster for any paper, we take the average cosine similarity of label vectors of reviewers in that cluster and the paper. We set the constraints such that each paper matches with exactly 4 reviewers, and no reviewer is allocated more than 1 paper. We need to double the number of reviewers in each cluster to make sure the total demand of the papers could be satisfied.

We first find a minimum cost (maximum weighted) matching for this problem using the Gurobi Integer Linear Program solver (ILP for finding a maximum weighted bipartite matching is explained in the supplementary material). The resultant matching is found to be non-diverse. All 73 papers are allocated three reviewers who are all from the same cluster. This gives the resultant matching zero average diversity, as measured by Shannon entropy. Using the graph algorithm, we show that by varying λ , we can obtain the trade-off between cost and diversity. Figure 8 shows the trade-off front between average Shannon entropy and the total weight of the matching for different values of λ . For this problem, once λ is greater than 0.26, all matchings are maximum diversity matching and they result in the same matching allocation.

The trade-off front allows us to understand the impact of diversity on the total cost of the matching for any given domain. For instance, in Fig. 8, by marginally increasing λ above 0, we see a large gain in entropy with little loss in the total cost of the matching. This shows that we can greatly increase diversity at little cost to matching efficiency. In the subsequent sections, we set $\lambda = 1$ fixed.

To demonstrate the efficacy of our algorithm for the case when reviewers have multiple features (like cluster assignment and gender), we ran additional experiments with a modified version of this dataset (by randomly adding genders to each reviewer). We showed that our method discussed in Section 7 finds the optimum solution. We further validated it against MIQP formulation of the same problem, which is discussed in the supplementary material.

Application to MovieLens Data

In this section, we compare our negative cycle detection algorithm for the first variation of diverse matching that we discussed, with the MIQP approach in (Ahmed *et al.* 2017) with increasing size of the graph. This example considers matching movies to users while ensuring that the movies contain diverse genres. We use a subset of the MovieLens 1M dataset (Harper and Konstan 2016), which includes one million ratings by 6,040 users for 3,900 items. This dataset contains both users’ movie ratings between 1 and 5 and

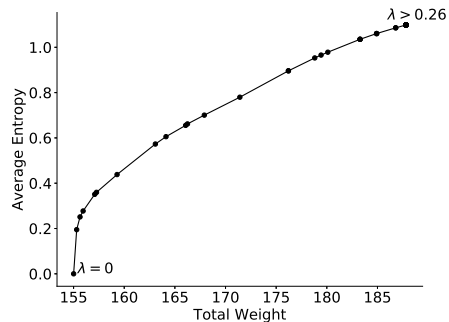


Figure 8: Trade-off front between cost and entropy

genre categories for each movie (*e.g.*, comedy, romance, and action). We first train a standard collaborative recommender system (Bradley 2016) to obtain ratings for all movies by every user. We cluster the movies into 5 clusters using their vector of 18 genres using spectral clustering so that each movie gets a unique cluster label.

We solve the diverse matching problem using both negative cycle detection algorithm, and MIQP approaches for 1500 movies and match each user with three movies. The number of users is increased in steps of 50 to compare the timing performance of our approach to MIQP. For MIQP, we set a maximum run time of two hours (7200 seconds), at which we report the current best MIQP solution.

Table 1 shows that for all cases with the number of movies greater than 75, MIQP does not converge within two hours, while our method finds the optimum solution in lesser time. Interestingly, MIQP current solutions are found to be the same as the optimum solution found by our method. This shows that for this application, MIQP was able to search the solution but it was not able to prove that the solution is optimum. In contrast, our method finds the solution faster as well as guarantees that it is optimum.

Number of movies	MIQP Time (s)	Our Method Time (s)
50	133	33
75	7200	98
100	7200	247
125	7200	663
150	7200	1069
175	7200	2581
200	7200	2316
250	7200	4609

Table 1: Comparison of MIQP and our method for MovieLens.

10 Conclusion & Future Research

In this paper, we proposed the first pseudo-polynomial time algorithms for diverse weighted bipartite b -matching. We showed that our algorithms not only guarantee optimal solutions but also converges faster than the existing state-of-the-art approach using a black-box industrial MIQP solver. We demonstrated our results on two datasets for paper reviewer matching and movie recommendation. Future work could explore the extension of this

method to online diverse matching (Dickerson *et al.* 2019), where vertices arrive sequentially and must match immediately; this has direct application in advertising, where one could balance notions of reach, frequency, and immediate monetary return. Exploring connections to fairness in machine learning (Grgić-Hlača *et al.* 2018) and hiring (Schumann *et al.* 2019) by way of diversity are also of immediate interest.

References

- [Agrawal *et al.* 2018] Shipra Agrawal, Morteza Zadimoghaddam, and Vahab Mirrokni. Proportional allocation: Simple, distributed, and diverse matching with high entropy. In *International Conference on Machine Learning (ICML)*, pages 99–108, 2018.
- [Ahmed and Fuge 2018] Faez Ahmed and Mark Fuge. Ranking ideas for diversity and quality. *Journal of Mechanical Design*, 140(1):011101, 2018.
- [Ahmed *et al.* 2017] Faez Ahmed, John P. Dickerson, and Mark Fuge. Diverse weighted bipartite b-matching. In *Proceedings of the 26th International Joint Conference on Artificial Intelligence, IJCAI’17*, pages 35–41. AAAI Press, 2017.
- [Basu Roy *et al.* 2015] Senjuti Basu Roy, Ioanna Lykourantzou, Saravanan Thirumuruganathan, Sihem Amer-Yahia, and Gautam Das. Task assignment optimization in knowledge-intensive crowdsourcing. *The VLDB Journal—The International Journal on Very Large Data Bases*, 24(4):467–491, 2015.
- [Benabbou *et al.* 2018] Nawal Benabbou, Mithun Chakraborty, Xuan-Vinh Ho, Jakub Sliwinski, and Yair Zick. Diversity constraints in public housing allocation. In *Proceedings of the 17th International Conference on Autonomous Agents and MultiAgent Systems*, pages 973–981. International Foundation for Autonomous Agents and Multiagent Systems, 2018.
- [Bertsimas *et al.* 2013] Dimitris Bertsimas, Vivek F. Farias, and Nikolaos Trichakis. Fairness, efficiency, and flexibility in organ allocation for kidney transplantation. *Oper. Res.*, 61(1):73–87, January 2013.
- [Bradley 2016] P. Allen Bradley. MovieLens collaborative filtering. <https://github.com/bradleyallen/keras-movielens-cf>, 2016.
- [Carbonell and Goldstein 1998] Jaime Carbonell and Jade Goldstein. The use of MMR, diversity-based reranking for reordering documents and producing summaries. In *Proceedings of the 21st Annual International ACM SIGIR Conference on Research and Development in Information Retrieval*, pages 335–336. ACM, 1998.
- [Charlin and Zemel 2013] Laurent Charlin and Richard Zemel. The toronto paper matching system: an automated paper-reviewer assignment system. 2013.
- [Cherkassky *et al.* 1993] Boris Cherkassky, Andrew V. Goldberg, and Tomasz Radzik. Shortest paths algorithms: Theory and experimental evaluation. *Mathematical Programming*, 73:129–174, 1993.
- [Dickerson and Sandholm 2015] John P. Dickerson and Tuomas Sandholm. Futurematch: Combining human value judgments and machine learning to match in dynamic environments. In *Proceedings of the Twenty-Ninth AAAI Conference on Artificial Intelligence, AAAI’15*, pages 622–628. AAAI Press, 2015.
- [Dickerson *et al.* 2019] John P. Dickerson, Karthik Abinav Sankararaman, Aravind Srinivasan, and Pan Xu. Balancing relevance and diversity in online bipartite matching via submodularity. In *AAAI Conference on Artificial Intelligence (AAAI)*, 2019.
- [Drummond *et al.* 2015] Joanna Drummond, Andrew Perrault, and Fahiem Bacchus. Sat is an effective and complete method for solving stable matching problems with couples. In *IJCAI*, pages 518–525, 2015.
- [Goldberg and Radzik 1993] Andrew V. Goldberg and Tomasz Radzik. A heuristic improvement of the bellman-ford algorithm, 1993.
- [Gölz and Procaccia 2018] Paul Gölz and Ariel D Procaccia. Migration as submodular optimization. *arXiv preprint arXiv:1809.02673*, 2018.
- [Grgić-Hlača *et al.* 2018] Nina Grgić-Hlača, Muhammad Bilal Zafar, Krishna P Gummadi, and Adrian Weller. Beyond distributive fairness in algorithmic decision making: Feature selection for procedurally fair learning. In *AAAI Conference on Artificial Intelligence (AAAI)*, 2018.
- [Harper and Konstan 2016] F Maxwell Harper and Joseph A Konstan. The movielens datasets: History and context. *ACM Transactions on Interactive Intelligent Systems (TiiS)*, 5(4):19, 2016.
- [Hunt *et al.* 2015] Vivian Hunt, Dennis Layton, and Sara Prince. Diversity matters. *McKinsey & Company*, 1:15–29, 2015.
- [Karimzadehgan and Zhai 2009] Maryam Karimzadehgan and ChengXiang Zhai. Constrained multi-aspect expertise matching for committee review assignment. In *ACM Conference on Information and Knowledge Management (CIKM)*, pages 1697–1700, 2009.
- [Kobren *et al.* 2019] Ari Kobren, Barna Saha, and Andrew McCallum. Paper matching with local fairness constraints. In *Proceedings of the 25th ACM SIGKDD International Conference on Knowledge Discovery & Data Mining, KDD ’19*, pages 1247–1257, New York, NY, USA, 2019. ACM.
- [Kulesza *et al.* 2012] Alex Kulesza, Ben Taskar, et al. Determinantal point processes for machine learning. *Foundations and Trends® in Machine Learning*, 5(2–3):123–286, 2012.
- [Kurata *et al.* 2017] Ryoji Kurata, Naoto Hamada, Atsushi Iwasaki, and Makoto Yokoo. Controlled school choice with soft bounds and overlapping types. *Journal of Artificial Intelligence Research*, 58:153–184, 2017.
- [Lian *et al.* 2018] Jing Wu Lian, Nicholas Mattei, Renee Noble, and Toby Walsh. The conference paper assignment problem: Using order weighted averages to assign indivisible goods. In *Thirty-Second AAAI Conference on Artificial Intelligence*, 2018.
- [Lin and Bilmes 2011] Hui Lin and Jeff Bilmes. A class of submodular functions for document summarization. In *Annual Meeting of the Association for Computational Linguistics (ACL-HLT)*, 2011.
- [Lin and Bilmes 2012] Hui Lin and Jeff A Bilmes. Learning mixtures of submodular shells with application to document summarization. *arXiv preprint arXiv:1210.4871*, 2012.
- [Liu *et al.* 2014a] Xiang Liu, Torsten Suel, and Nasir Memon. A robust model for paper reviewer assignment. In *Proceedings of the 8th ACM Conference on Recommender Systems, RecSys ’14*, pages 25–32, New York, NY, USA, 2014. ACM.
- [Liu *et al.* 2014b] Xiang Liu, Torsten Suel, and Nasir Memon. A robust model for paper reviewer assignment. In *Proceedings of the 8th ACM Conference on Recommender systems*, pages 25–32. ACM, 2014.
- [Østergaard *et al.* 2011] Christian R Østergaard, Bram Timmermans, and Kari Kristinsson. Does a different view create something new? the effect of employee diversity on innovation. *Research Policy*, 40(3):500–509, 2011.
- [Ross *et al.* 2010] Joel Ross, Lilly Irani, M Silberman, Andrew Zaldivar, and Bill Tomlinson. Who are the crowdworkers?: shifting

demographics in mechanical turk. In *CHI'10 extended abstracts on Human factors in computing systems*, pages 2863–2872. ACM, 2010.

[Schumann *et al.* 2019] Candice Schumann, Samsara N. Counts, Jeffrey Foster, and John P. Dickerson. The diverse cohort selection problem. In *International Conference on Autonomous Agents and Multi-Agent Systems (AAMAS)*, 2019.

[Zhai *et al.* 2003] Cheng Xiang Zhai, William W Cohen, and John Lafferty. Beyond independent relevance: methods and evaluation metrics for subtopic retrieval. In *Proceedings of the 26th Annual International ACM SIGIR Conference on Research and Development in Informaion Retrieval*, pages 10–17. ACM, 2003.

[Zhu *et al.* 2007] Xiaojin Zhu, Andrew B Goldberg, Jurgen Van Gael, and David Andrzejewski. Improving diversity in ranking using absorbing random walks. In *HLT-NAACL*, pages 97–104. Citeseer, 2007.

A Proofsketch of Correctness of Algorithm Presented § 7

Proof Sketch. In the matrix representation for this model, there is column per each possible set of features. In the example we mentioned in § 7, we put a column per each element in the set $\{(X_1, Y_1), (X_1, Y_2), (X_2, Y_2), (X_2, Y_2)\}$. First, it can be shown that a maximal cycle decomposition w.r.t the all features could be found in the matrix representation. The procedure is as following, while there exists a cycle c_p which is not maximal w.r.t at least one feature, assuming c_q is preventing c_p from being maximal, union c_p , and c_q and report them as one cycle in the cycle decomposition. Same as what we did in the proof of Theorem 1, it can be shown there exists a maximal cycle c'_g such that if a local exchange is done along it in step g , $gain(c'_{g,g}) < 0$.

Given a cycle c , let $D(gain(c))$ denote the diversity part of $gain(c)$, and $U(gain(c))$ denote its cost part, which means $gain(c) = D(gain(c)) + U(gain(c))$. Then $D(gain(c'_{g,g})) = \sum_{k=1}^{|F|} D(gain_k(c'_{g,g}))$. Where $gain_k(c'_{g,g})$ is the gain of cycle c'_g in step g only w.r.t the feature f_k . Additionally, since c'_g is maximal w.r.t to all the features, $D(gain_k(c'_{g,1})) \leq D(gain_k(c'_{g,g}))$. Therefore:

$$\begin{aligned} D(gain(c'_{g,g})) &= \sum_{k=1}^{|F|} D(gain_k(c'_{g,g})) \geq \sum_{k=1}^{|F|} D(gain_k(c'_{g,1})) \\ &= D(gain(c'_{g,1})) \end{aligned}$$

Since $U(gain(c'_{g,g})) = U(gain(c'_{g,1}))$, therefore $gain(c'_{g,g}) \geq gain(c'_{g,1})$. Following proof of Theorem 1, it can be concluded that the algorithm finds the global optimum. \square

B Weighted Bipartite Matching (WBM) Model

Weighted bipartite b -matching is a combinatorial optimization problem in which the goal is to maximize the total weight of the matching. Its optimal solution will maximize the weight of a matching, emphasizing only on efficiency and neglecting diversity. We formulate the problem as follows. Given a weighted bipartite graph $G = (U, V, E)$ with weights $W : E \rightarrow R^+$, where U, V and E represent left vertices, right vertices and edges between them, the weighted bipartite b -matching problem is to find a sub-graph $T \subset G$ such that each vertex i in T has at most b edges (i.e., a degree constraint). One can formulate the WBM to maximize or minimize the objective function depending on the application.

For the problem discussed in Section 3, we use a similar notation to (Ahmed *et al.* 2017) for defining a weighed bipartite b -matching minimization problem with node-specific upper cardinality constraints. Our goal is to match teams with workers, where each worker belongs to a country and workers within a country are exchangeable (country is used as a representative term to explain the algorithms and the methods generally apply to any form of group allocation). There are t teams on the right side of the bipartite graph

and m countries on the left side of the graph. The weighted bipartite b -matching (WBM) problem can be expressed as follows.

$$\begin{aligned} \max_y \quad & \sum_{i=1}^t \sum_{j=1}^m w_{i,j} y_{i,j} \\ \text{s.t.} \quad & \sum_{j=1}^m y_{i,j} = d_i \quad \forall i \in \{1, \dots, t\} \\ & \sum_{i=1}^t y_{i,j} \leq cd_j \quad \forall j \in \{1, \dots, m\} \end{aligned} \quad (1)$$

There are m countries on the left side of the bipartite graph and t teams on the right side. $y_{i,j}$ is a positive integer value, denoting how many workers are allocated in the solution from country C_j to team T_i . $w_{i,j}$ is the value provided by a worker from country C_j to team T_i (weight of the edges in the bipartite graph). cd_j is the maximum number of workers belonging to a country C_j . The second constraint ensures that the total allocation from each country should be below this limit. d_i is the number of workers needed in team T_i . The first constraint ensures that the demand of each team should be exactly met. The above formulation maximizes the total weight of the matching without taking into account the diversity.

C Diverse Weighted Bipartite Matching Model

In this section, we define the Diverse Weighted Bipartite Matching (D-WBM) objective function for a node on the right side of a bipartite graph. We assume that nodes on left side of a graph belong to m countries and our goal is to obtain even coverage over all countries (maximize diversity) as well as match a task to workers which provide high weight (low cost). We define an objective function to measure the weight and diversity for a team T_i on the right side of the graph as:

$$f(T_i) = \sum_{j=1}^m u_{i,j} |S_{T_i, C_j}| + \lambda_c \sum_{j=1}^m |S_{T_i, C_j}|^2 \quad (2)$$

S_{T_i, C_j} denotes the set of workers from country C_j assigned to the team T_i . λ_c is the diversity knob, which controls how much diversity is needed in the matching. $u_{i,j}$ is the cost of assigning a worker from C_j to T_i (which we calculate as the negative of weight provided by the edge, i.e. $u_{i,j} = -w_{i,j}$). The function gives lower cost to solutions with even coverage over all countries. By minimizing this function, we can maximize the weight and diversity of the matching for team T_i . If λ_c approaches zero, this objective function reduces to the WBM problem.

We define the optimization problem for Diverse WBM as:

$$\begin{aligned} \min_y \quad & \sum_{i=1}^t \sum_{j=1}^m -w_{i,j} y_{i,j} \\ & + \lambda_c \sum_{i=1}^t \sum_{j=1}^m y_{i,j}^2 \\ \text{s.t.} \quad & \sum_{j=1}^m y_{i,j} = d_i \quad \forall i \in \{1, \dots, t\} \\ & \sum_{i=1}^t y_{i,j} \leq cd_j \quad \forall j \in \{1, \dots, m\} \end{aligned} \quad (3)$$

Similar to the WBM problem, there are knapsack constraints on each left side node of the bipartite graph, which means each country has a maximum number of workers and

the allocation cannot exceed that limit. Each team also has a demand of d_i workers. The first part of the objective function measures the cost of matching and the second part measures the homogeneity. Hence, minimizing Eq. 3 leads to a diverse and high quality solution. Unlike the formulation proposed in (Ahmed *et al.* 2017), our formulation provides the flexibility to use λ as a diversity knob, to increase or decrease the amount of diversity required for each application.

D Experimental Validation for Workers with Multiple Features

In this section, we discuss the importance of workers with multiple features. In Section 9, we demonstrated how diverse matching methods can help obtain solutions for the paper reviewer assignment problem. Each reviewer belonged to one of five clusters and the goal was to match a paper with reviewers from different clusters. By varying a diversity parameter, we obtain the entire trade-off front between diversity and total cost of the matching.

In this section, we solve a different variant of the problem. We assume that each reviewer has more than one feature (for example, country and gender). We want to match each paper with reviewers who are not only from different countries (clusters defined originally), but also belong to different genders.

Mixed Integer Quadratic Formulation

$$f(T_i) = \sum_{j=1}^m u_{i,j} |S_{T_i, C_j}| + \lambda_c \sum_{j=1}^m |S_{T_i, C_j}|^2 + \lambda_g \sum_{g=1}^{|G|} \sum_{j=1}^m |S_{T_i, C_j, G_g}|^2 \quad (4)$$

λ_g controls how much weight we assign to gender diversity and λ_c is the weight assigned to country diversity. $|S_{T_i, C_j, G_g}|$ is the number of workers from country j and gender g assigned to team T_i . The objective function is equal to $\sum_{i=1}^t f(T_i)$.

To demonstrate our algorithm, we solve this problem using both MIQP and our auxiliary graph method. We demonstrate our method on the modified UIUC dataset used in Section 9. We randomly allocate genders to each reviewer, such that 49.2% workers are male and the rest are female. We use $\lambda_c = \lambda_g = 1$ for our experiments.

We run the negative cycle detection algorithm, and the MIQP solver using Gurobi (to minimize the objective function discussed in Eq. 4), and both find the optimum solution. In the optimum solution, all 73 papers receive two male reviewers and two female reviewers, which shows that the method was capable of balancing gender diversity. If we only optimize for country diversity, it is possible that the gender ratio for individual paper gets skewed. When we run the same model with $\lambda_g = 0$ (no weight to gender diversity), we find that out of 73 papers, 12 papers receive all four reviewers of the same gender and 41 papers receive three reviewers of the same gender. Hence, only 27.3% teams of reviewers are gender balanced. However, one should note that when we do not keep gender as an objective, the resultant allocation is random and different skewness can be observed in different runs based on the initial solution.