

Concentration of kernel matrices with application to kernel spectral clustering

Arash A. Amini and Zahra S. Razaee

January 27, 2023

Abstract

We study the concentration of random kernel matrices around their mean. We derive nonasymptotic exponential concentration inequalities for Lipschitz kernels assuming that the data points are independent draws from a class of multivariate distributions on \mathbb{R}^d , including the strongly log-concave distributions under affine transformations. A feature of our result is that the data points need not have identical distributions or have zero mean, which is key in certain applications such as clustering. For comparison, we also derive the companion result for the Euclidean (inner product) kernel under a slightly modified set of distributional assumptions, more precisely, a class of sub-Gaussian vectors. A notable difference between the two cases is that, in contrast to the Euclidean kernel, in the Lipschitz case, the concentration inequality does not depend on the mean of the underlying vectors. As an application of these inequalities, we derive a bound on the misclassification rate of a kernel spectral clustering (KSC) algorithm, under a perturbed nonparametric mixture model. We show an example where this bound establishes the high-dimensional consistency (as $d \rightarrow \infty$) of the KSC, when applied with a Gaussian kernel, to a signal consisting of nested nonlinear manifolds (e.g., spheres) plus noise.

1 Introduction

Kernel methods are quite widespread in statistics and machine learning, since many “linear” methods can be turned into nonlinear ones by replacing the Gram matrix with one based on a nonlinear kernel, the so-called kernel trick. The approach is often motivated as follows: One first maps the data $x \in \mathbb{R}^d$ to a point $\Phi(x)$ in a higher dimensional space H via a nonlinear feature map $\Phi : \mathbb{R}^d \rightarrow H$. In this new space, the data are better behaved (e.g., linearly separated in the case of classification), hence one can run a simple linear algorithm. Often this algorithm relies only on the inner products $\langle \Phi(x), \Phi(y) \rangle = K(x, y)$. Thus the transformation is effectively equivalent to replacing the usual inner product $\langle x, y \rangle$ with the kernelized version $K(x, y)$, keeping the computational cost of the algorithm roughly the same. This way of introducing nonlinearity without sacrificing efficiency, works well for many commonly used algorithms such as principal component analysis, ridge regression, support vector machines, k -means clustering, and so on [ST+05; BBZ07; YPW+17].

To be concrete, let the data be the random sample $X_1, \dots, X_n \in \mathbb{R}^d$ drawn independently from unknown distributions P_1, \dots, P_n . Then, the kernel trick replaces the Gram matrix $(\langle X_i, X_j \rangle) \in \mathbb{R}^{n \times n}$ with the random *kernel matrix* $K(X) := (K(X_i, X_j)) \in \mathbb{R}^{n \times n}$. Understanding the behavior of this random matrix, and especially how well it concentrates around its mean is key in evaluating the performance of the underlying kernel methods. This problem

has been studied in the literature, but often in the asymptotic setting, including the classical asymptotics where d is fixed and $n \rightarrow \infty$ or in the (moderately) high-dimensional regime where $d, n \rightarrow \infty$ and $d/n \rightarrow \gamma \in (0, 1)$.

In this paper, we study finite-sample concentration of $K(X)$ around its mean in the ℓ_2 operator norm, i.e., $\|K(X) - \mathbb{E}K(X)\|$. We will make no assumptions about the relative sizes of d and n ; our results hold for any scalings of the pair (n, d) . We also do not assume the kernel (function) to be positive semidefinite, using the term kernel broadly to refer to any symmetric real-valued function defined on $\mathbb{R}^d \times \mathbb{R}^d$. We consider the class of Lipschitz kernels and provide a concentration inequality when the data distributions $\{P_i\}$ correspond to certain classes of distributions, including the strongly log-concave distributions in \mathbb{R}^d . In particular, the result holds for general Gaussian distributions $P_i = N(\mu_i, \Sigma_i), i = 1, \dots, n$. For comparison, we also derive a concentration inequality for the usual Euclidean kernel, for certain classes of sub-Gaussian vectors. Our results highlight differences in dimension dependence between the concentration of Lipschitz kernels versus that of the Euclidean one. Another interesting observation is that, in contrast to the Euclidean case, the concentration inequality for Lipschitz kernels does not depend on the mean kernel $\mathbb{E}K(X)$.

A feature of our results is that the data, although independent, are not assumed to be identically distributed. This is important, for example, when studying clustering problems and implies that the mean kernel matrix $\mathbb{E}K(X)$ is nontrivial and can carry information about the underlying data distribution. Thus, one can study the behavior of a kernel method on the mean matrix $\mathbb{E}K(X)$ and then translate the results to a random sample, using the concentration equality.

We illustrate this approach by analyzing a kernel spectral clustering algorithm which is recently introduced in the context of network clustering. We adapt the algorithm to general kernel clustering, and provide bounds on its misclassification rate under a (nonparametric) mixture model that is perturbed by noise. Due to our concentration results, the bound we derive allows for anisotropic noise models as well as noise structures that vary with the signal. This, in turn, allows us to investigate an interesting trade-off between the noise and signal structure. There could be multiple ways of breaking the data into the signal and noise components. For example, consider $X_i = \mu_i + \varepsilon_i$ where μ_i is the signal component and $\varepsilon_i \sim N(0, \sigma^2 I_d)$ the independent isotropic noise. An alternative decomposition is

$$X_i = \mu'_i + \varepsilon'_i \quad \text{for} \quad \mu'_i = \mu_i + \Pi_{\mu_i}^\perp \varepsilon_i, \quad \varepsilon'_i = \Pi_{\mu_i} \varepsilon_i$$

where Π_{μ_i} is the operator projecting onto the span of $\{\mu_i\}$, and $\Pi_{\mu_i}^\perp = I_d - \Pi_{\mu_i}$ is its complementary projection operator. This latter decomposition has varying anisotropic noise $\varepsilon'_i \sim N(0, \sigma^2 \Pi_{\mu_i})$, but often allows for fast concentration of the kernel matrix near a corresponding matrix based on μ'_i .

By applying the bounds on a proper decomposition, one might be able to show high-dimensional consistency of kernel spectral clustering, as illustrated by the example in Section 3. In addition to the trade-off in decomposition, the bound on the misclassification rate also shows an interesting trade-off between the approximation (by a block-constant matrix) and estimation errors. This trade-off is controlled by certain parameters of the mean kernel $\mathbb{E}K(X)$, denoted as γ^2 and \bar{v}^2 in Section 3, that characterize the between-cluster distance and the within-cluster variation. Both of these are further affected by the noise level σ and, in the case of the Gaussian kernel, by the kernel bandwidth.

1.1 Related work

Most of the prior work on the concentration of kernel matrices focuses on the asymptotic behavior. For fixed d , as $n \rightarrow \infty$, the eigenvalues of the normalized kernel matrix $K(X)/n$ converge to the eigenvalues of the associated integral operator if (and only if) the operator is Hilbert-Schmidt. This is shown in [KG+00] which also provides rates of convergence and distributional limits.

More recently, the so-called high-dimensional asymptotic regime where $n, d \rightarrow \infty$ while d/n converges to a constant is considered. The study of kernel matrices in this regime was initiated by [EK+10b] where it was shown that for kernels with entries of the form $f(X_i^T X_j)$ and $f(\|X_i - X_j\|)$, under a certain scaling of the distribution of $\{X_i\}$, the empirical kernel matrix asymptotically behaves similar to that obtained from a linear (i.e., Euclidean) kernel.

In particular, it was shown in [EK+10b] that the operator norm distance between the kernel matrix and its linearized version vanishes asymptotically, hence for example, the corresponding spectral densities approach each other. The limiting spectral density (i.e., the limit of the empirical density of the eigenvalues) has been further studied for kernels with entries of the form $f(X_i^T X_j)$ and $f(\|X_i - X_j\|)$ in [CS13; DV13; FM15] under various (often relaxed) regularity assumptions on f and the distribution of $\{X_i\}$. In parallel work, [EK+10a] considers a signal-plus-noise model for X_i and shows that the kernel matrix, in this case, approaches a kernel matrix which is based on the signal component alone. Although, the results are mostly asymptotic, they have similarities with our approach. We make a detailed comparison with [EK+10a] in Remarks 1 and 2.

Early results on finite-sample concentration bounds for kernel matrices include [STCK02; BBZ07; Bra06] for individual eigenvalues or their partial sums. In [Bra06; BBZ07], the deviation of the eigenvalues of the empirical kernel matrices (or their partial sums) from their counterparts based on the associated integral operator are considered. In [STCK02], non-asymptotic concentration bounds on the eigenvalues have been obtained for bounded kernels. In our notation, these bounds show that $|\lambda_i(K) - \mathbb{E}\lambda_i(K)|$ are small. In contrast, a consequence of our results is a control on $|\lambda_i(K) - \lambda_i(\mathbb{E}K)|$. In applications, getting a handle on $\lambda_i(\mathbb{E}K)$ is often much easier than $\mathbb{E}\lambda_i(K)$.

More recently, sharp non-asymptotic upper bounds on the operator norm of random kernel matrices were obtained in [KR15] for the case of polynomial and Gaussian kernels. These results focus on the case where X_i are *centered* sub-Gaussian vectors and provide direct bounds on the operator norm of the kernel matrix: $\|K\|$. In contrast, we focus on the case where X_i have a non-zero mean μ_i and $\mathbb{E}K$ has nontrivial information about these mean vectors, and we provide bounds on the deviation of K from $\mathbb{E}K$.

Much of the work on the analysis of spectral clustering focuses on the Laplacian-based approach. In a line of work, the convergence of the *adaptive* graph Laplacian to the corresponding Laplace-Beltrami operator is established [BN03; HAVL05; Hei06; Sin06; GK+06]. For a *fixed* kernel, the convergence of the (empirical) graph Laplacian to the corresponding population-level integral operator is studied in [VLBB08; RBV10], and bounds on the deviation of the corresponding spectral projection operators are derived. More recently, a finite-sample analysis for fixed kernels is provided in [SWY+15] assuming an explicit mixture model for the data. Our work is close in spirit to [SWY+15] with notable differences. We consider an adjacency-based kernel spectral clustering, based on a recently proposed algorithm for network clustering, and provide direct bounds on its misclassification rate. Our bound requires no assumption on the

signal structure, and the overall bound is simpler and in terms of explicit quantities related to the statistical properties of a mean kernel. We separate the contributions of the noise and signal (in contrast to [SWY+15]), which allows for a more refined analysis. In particular, we show how this could lead to high-dimensional consistency of the proposed kernel spectral clustering in some examples.

The rest of the paper is organized as follows: In Section 2, we derive the concentration inequalities for the Lipschitz and Euclidean kernels. Section 3 presents an application of these results in deriving misclassification bounds for kernel spectral clustering. In Section 3.4, we present simulation results corroborating the theory. We conclude by giving the proofs of the main results in Section 4, leaving some details to the appendices.

2 Concentration of kernel matrices

Throughout, $\{X_i, i = 1, \dots, n\} \subset \mathbb{R}^d$ will be a collection of independent random vectors. The sequence is not assumed i.i.d., that is, the distribution of X_i could in general depend on i . This for example is relevant to clustering applications. We will collect $\{X_i\}$ into the data matrix $X = (X_1, \dots, X_n) \in \mathbb{R}^{d \times n}$. We also use the notation $X = (X_1 \mid \dots \mid X_n)$ to emphasize that X_i is the i th column of X . For a vector $x \in \mathbb{R}^n$, $\|x\| = \|x\|_2$ denotes the ℓ_2 norm. For a matrix $A \in \mathbb{R}^{n \times n}$, we use $\|A\|$ to denote the ℓ_2 operator norm, also known as the spectral norm.

We are interested in bounds on the deviation $\|K - \mathbb{E}K\|$, where $K = (K_{ij}) \in \mathbb{R}^{n \times n}$ is a kernel matrix. That is, $K_{ij} = K(X_i, X_j)$, where with some abuse of notation, we will use the same symbol K to denote both the kernel matrix and the kernel function $K : \mathbb{R}^d \times \mathbb{R}^d \rightarrow \mathbb{R}$. Occasionally, we write $K(X)$ for the kernel matrix when we want to emphasize the dependence on X . Thus,

$$K(X) = (K(X_i, X_j)) \in \mathbb{R}^{n \times n}. \quad (1)$$

For a random vector X_i , we denote its covariance matrix as $\text{cov}(X_i)$. We often work with Lipschitz functions. A function $f : \mathbb{R}^d \rightarrow \mathbb{R}$ is Lipschitz with respect to (w.r.t.) metric δ on \mathbb{R}^d if it has a finite Lipschitz semi-norm:

$$\|f\|_{\text{Lip}} := \sup_{x,y} \frac{|f(x) - f(y)|}{\delta(x,y)} < \infty.$$

It is called L -Lipschitz if $\|f\|_{\text{Lip}} \leq L$. If the metric is not specified, it is assumed to be the Euclidean metric, $\delta(x,y) := \|x - y\|$.

We consider the data model $X_i = \mu_i + \sqrt{\Sigma_i}W_i, i = 1, \dots, n$, where Σ_i is a *generalized square-root* of the positive semidefinite matrix Σ_i , in the sense that $\sqrt{\Sigma_i}\sqrt{\Sigma_i}^T = \Sigma_i$. Note that $\sqrt{\Sigma_i}$ need not be symmetric.

2.1 Lipschitz kernels

Our first result is for the case where the kernel function $K : \mathbb{R}^d \times \mathbb{R}^d \rightarrow \mathbb{R}$ is L -Lipschitz, in the following sense:

$$|K(x_1, x_2) - K(y_1, y_2)| \leq L(\|x_1 - y_1\| + \|x_2 - y_2\|). \quad (2)$$

This class includes any kernel function which is L -Lipschitz w.r.t. the ℓ_2 norm on \mathbb{R}^{2d} . It also includes the important class of *distance kernels* of the form (see Appendix A.1):

$$K(x_1, x_2) = f(\|x_1 - x_2\|), \quad f : \mathbb{R} \rightarrow \mathbb{R} \text{ is } L\text{-Lipschitz}, \quad (3)$$

which in turn includes the important case of the Gaussian kernel where $f(t) \propto e^{-t^2/2\sigma^2}$. We also need the following definition:

Definition 1. We say that a random vector $Z \in \mathbb{R}^d$ is strongly log-concave with curvature α^2 if it has a density $f(x) = e^{-U(x)}$ (w.r.t. the Lebesgue measure) such that $\nabla^2 U(x) \succeq \alpha^2 I_d$ for every $x \in \mathbb{R}^d$, i.e., the Hessian of U exists and is uniformly bounded below.

We often work with the following class of multivariate distributions:

Definition 2 (LC class). We say that random vector $X \in \mathbb{R}^d$ belongs to class $\text{LC}(\mu, \Sigma, \omega)$ for some vector $\mu \in \mathbb{R}^d$, a $d \times d$ semidefinite matrix Σ and $\omega > 0$, if we can write $X = \mu + \sqrt{\Sigma} W$ where $W \in \mathbb{R}^d$ is a random vector whose j th coordinate, W_j , satisfies $\mathbb{E}W_j = 0$ and $\mathbb{E}W_j^2 = 1$ for all j . Moreover, either of the following conditions hold:

- (a) $W_j = \phi_j(Z_j)$, for some function ϕ_j with $\|\phi_j\|_{\text{Lip}} \leq \omega$, for all j , and $\{Z_j\}$ is a collection of independent standard normal variables; or
- (b) $\{W_j\}$ are independent and W_j has a density (w.r.t. the Lebesgue measure) uniformly bounded below by $1/\omega > 0$; or
- (c) W is strongly log-concave with curvature $\alpha^2 \geq 1/\omega^2 > 0$, and $\mathbb{E}WW^T = I_d$.

For part (b) of Definition 2, we say that a density f is uniformly bounded below, if $f(x) \geq 1/\omega > 0$ for all x in the support of the distribution. Part (b) thus includes the case where the marginals of X are uniformly distributed on bounded subsets of \mathbb{R} and $\text{cov}(X)^{-1/2}(X - \mathbb{E}X)$ has independent coordinates. Note that a multivariate Gaussian random vector is a special case of Definition 2 with $\omega = 1$.

Our main result for the Lipschitz kernels is the following:

Theorem 1. Let $X_i \in \text{LC}(\mu_i, \Sigma_i, \omega)$, $i = 1, \dots, n$, be a collection of independent random vectors, and let $K = K(X)$ be the kernel matrix in (1) with kernel function satisfying (2). Then, for some universal constant $c > 0$, with probability at least $1 - \exp(-ct^2)$,

$$\|K - \mathbb{E}K\| \leq \sqrt{8n} L\omega(\sigma_2 + t\sigma_\infty) \quad (4)$$

where $\sigma_2^2 = \sum_i \text{tr}(\Sigma_i)$ and $\sigma_\infty^2 := \max_i \|\Sigma_i\|$. When all X_i s are multivariate Gaussians, one can take $c = 1$.

Although this result is stated for the LC classes of random vectors, it holds more broadly. In fact, we can even relax the independence assumption on W_1, \dots, W_n . Inspection of the proof shows that the result holds as long as $\vec{W} \in \mathbb{R}^{dn}$, which is obtained by stacking $\{W_i\}$ on top of each other, satisfies the so-called *concentration property*; see Definition 3 in Section 4.

Bound (4) does not directly depend on d , the dimension of the underlying vectors. However, there is an implicit dependence, since we often have $\text{tr}(\Sigma_i) \asymp d$. For example, when $\Sigma_i = \sigma^2 I_d$ for all i , then $\sigma_2 = \sigma\sqrt{nd}$, and we have $\frac{1}{n}\|K - \mathbb{E}K\| = O(L\omega\sigma\sqrt{d})$ with high probability for large n . This is the order of the bound in cases where X_i are more or less isotropic.

Remark 1. As an intermediate step in proving Theorem 1, we obtain $\mathbb{E}\|K - \mathbb{E}K\|_F^2 \leq 8nL^2\sigma_2^2$ (cf. Proposition 3), or equivalently,

$$\frac{1}{n^2}\mathbb{E}\|K - \mathbb{E}K\|_F^2 \leq 8L^2\frac{1}{n}\sum_{i=1}^n \text{tr}(\Sigma_i). \quad (5)$$

A similar result follows from Theorem 1 in [EK+10a]: After a rescaling to match the two models, the result there implies

$$\frac{1}{n^2}\mathbb{E}\|K - \tilde{K}\|_F^2 \leq CL^2[\text{tr}(\Sigma^2) + C_1\|\Sigma\|] \quad (6)$$

for the case where $\Sigma_i = \Sigma$ for all i , the kernel is of the form (3) and \tilde{K} is a modified kernel matrix where $f(\cdot)$ is replaced with $f(\cdot + \text{tr}(\Sigma))$ off the diagonal and with $f(0)$ on the diagonal.

Our result is more general in some aspects, namely, that it applies to any Lipschitz kernel, not necessarily of the form (3), and we allow for heterogeneity in the covariance matrices of the data points. Our result is stated in terms of the mean matrix $\mathbb{E}K$ which is a more natural object. In addition, the bound depends on $\text{tr}(\Sigma)$ rather than $\text{tr}(\Sigma^2)$, and leads to condition $\text{tr}(\Sigma) = o(d)$ for consistency in model (10) as opposed to $\text{tr}(\Sigma^2) = o(d^2)$ in [EK+10a]. Moreover, we prove a full concentration result in Theorem 1 which goes beyond controlling the mean of the deviation as in (5) and (6). On the other hand, the result in [EK+10a] is more general in another direction: it applies to $X_i = \mu_i + \sqrt{\Sigma}W_i$ where W_i have independent coordinates with bounded fourth moments. (Note that Σ is the same for all data points in [EK+10a].) Since we seek exponential concentration, we need stronger control of the tail probabilities. \square

Example 1 (Gaussian kernel and isotropic noise). Let us consider the implications of Theorem 1 for the Gaussian kernel, assuming that the underlying random vectors follow:

$$X_i = \mu_i + \frac{\sigma_i}{\sqrt{d}}w_i, \quad w_i \stackrel{\text{iid}}{\sim} N(0, I_d). \quad (7)$$

As will be discussed in Section 3, by allowing μ_i to vary over some latent clusters in the data, (7) provides a simple model for studying clustering problems. The scaling of the noise variances by \sqrt{d} is so that the two terms μ_i and $(\sigma_i/\sqrt{d})w_i$ are balanced in size as $d \rightarrow \infty$. Without the scaling, since $\|w_i\|$ concentrates around \sqrt{d} , the noise $\sigma_i w_i$ will wash out the information in the signal μ_i (assuming $\|\mu_i\| = O(1)$ as $d \rightarrow \infty$).

Consider the Gaussian kernel function on $(\mathbb{R}^d)^2$ with bandwidth parameter τ :

$$K(x, y) = \exp\left(-\frac{1}{2\tau^2}\|x - y\|^2\right) = f_\tau(\|x - y\|), \quad f_\tau(t) := e^{-t^2/2\tau^2}. \quad (8)$$

This is a Lipschitz kernel with $L = \|f'_\tau\|_\infty = \sqrt{2}/(e\tau)$. The expected kernel matrix $\mathbb{E}K$ has the following entries (see Appendix B.4):

$$[\mathbb{E}K]_{ij} = \frac{1}{s_{ij}^d} \exp\left(-\frac{\|\mu_i - \mu_j\|^2}{2s_{ij}^2\tau^2}\right), \quad s_{ij}^2 = 1 + \frac{\sigma_i^2 + \sigma_j^2}{d\tau^2}, \quad i \neq j.$$

Consider the special case where $\sigma_i = \sigma$ for all i , and let $s^2 = 1 + 2\sigma^2/(d\tau^2)$. Then, the mean kernel matrix $\mathbb{E}K$ is itself a kernel matrix, based on a Gaussian kernel with updated bandwidth parameter τs , applied to mean vectors $\{\mu_i\}$, that is,

$$\tilde{K}_\sigma(\mu_i, \mu_j) := [\mathbb{E}K]_{ij} = s^{-d} f_{\tau s}(\|\mu_i - \mu_j\|).$$

Note that the mean kernel matrix depends on the noise variance σ . Also, because of the scaling of the variance in (7), the prefactor s^{-d} stabilizes as $d \rightarrow \infty$, that is, $s^{-d} = (1 + 2\sigma^2/(d\tau^2))^{-d/2} \rightarrow e^{-\sigma^2/\tau^2}$ and the kernel function approaches the standard Gaussian kernel $f_{s\tau} \rightarrow f_1$. (Without the variance scaling, the prefactor would go to zero.)

Applying (4) with $\bar{\sigma}_2 = \sigma_\infty = \sigma/\sqrt{d}$, and $t = \sqrt{d}$, we obtain

$$\frac{1}{n} \|K - \mathbb{E}K\| \leq \frac{8\sigma}{e\tau}, \quad \text{w.p.} \geq 1 - e^{-nd}. \quad (9)$$

It is interesting to note that the deviation is controlled by the ratio σ/τ , irrespective of the dimension d of the underlying data points, or their mean vectors $\{\mu_i\}$. For example, we could have started with the alternative model without the scaling of the standard deviation by \sqrt{d} , that is, model (7) with σ_i/\sqrt{d} replaced with σ , but instead rescaled the bandwidth by changing τ to $\tau\sqrt{d}$. Then, we would have the same exact concentration bound as in (9). This observation somewhat justifies the rule of thumb used in practice where one sets the bandwidth $\propto \sqrt{d}$ in the absence of additional information. According to the above discussion, this choice roughly corresponds to the belief that the per-coordinate standard deviation is $O(1)$ as $d \rightarrow \infty$. \square

Example 1 can be easily extended to the case of anisotropic noise, using the invariance of both the Gaussian kernel and the Gaussian distribution to unitary transformations. More generally, consider an extension of model (7) as follows

$$X_i = \mu_i + \frac{1}{\sqrt{d}} w_i, \quad w_i \stackrel{\text{iid}}{\sim} N(0, \Sigma). \quad (10)$$

This is similar to the model in [EK+10a], assuming in addition the Gaussianity of the noise. Applying (4), using $\sigma_\infty \leq \bar{\sigma}_2\sqrt{d}$, and replacing Σ with Σ/\sqrt{d} , we have for model (10),

$$\frac{1}{n} \|K - \mathbb{E}K\| \leq \sqrt{8}L(1+t)\sqrt{\frac{\text{tr}(\Sigma)}{d}}, \quad \text{w.p.} \geq 1 - e^{-nt^2}. \quad (11)$$

In the anisotropic case, it is often reasonable to assume that as $d \rightarrow \infty$, $\text{tr}(\Sigma) = o(d)$, which could happen if the eigenvalues of Σ decay fast enough. Then, $\|K - \mathbb{E}K\| = o_p(1)$ as $d \rightarrow \infty$, that is, we get consistency in estimating $\mathbb{E}(K/n)$ by K/n , as dimension d grows.

In some applications, even the isotropic noise behaves as if we are dealing with anisotropic case $\text{tr}(\Sigma) = o(d)$, as the following example illustrates.

Example 2 (Implicitly anisotropic noise). Consider the case where the model is still as in (7), with $\sigma_i = \sigma$ for all i , but assume that μ_i are derived independently (of each other and w_i) from a mixture of subspace models. That is, $\mu_i \sim \sum_k \bar{\pi}_k P_k$ where P_k are supported on linear subspaces $L_k := \{V_k \alpha : \alpha \in \mathbb{R}^{d-m_k}\}$. Here, the columns of $V_k \in \mathbb{R}^{d \times (d-m_k)}$ form a basis for the underlying subspaces L_k and one can put a distribution on α , e.g., $\alpha \sim N(0, I_{d-m_k})$, to define P_k . Let z_i be the label of data point i , determining which mixture component μ_i is derived from, that is, $\mu_i | z_i \sim P_{z_i}$.

If the task is clustering, the component of the noise moving the signal μ_i inside the subspace L_{z_i} is often harmless. Let Π_k be the projection onto L_k . We can redefine the signal as $\mu'_i := \mu_i + \frac{\sigma}{\sqrt{d}} \Pi_{z_i} w_i$ and the noise as $w'_i := \Pi_{z_i}^\perp w_i := (I_d - \Pi_{z_i}) w_i$. Then, the model can be written as

$$x_i = \mu'_i + \frac{\sigma}{\sqrt{d}} w'_i, \quad w'_i | z_i \sim N(0, I_{m_{z_i}})$$

where the two components are independent, given labels $z = (z_i)$. Moreover, μ'_i comes from a mixture of subspace models with modified component densities, say $\sum_k \bar{\pi}_k P'_k$. Then, we can apply (11) conditioned on $\{\mu'_i\}$ (and $\{z_i\}$), and conclude that the empirical kernel matrix is a consistent estimate of the conditional mean kernel applied to $\{\mu'_i\}$, whenever

$$(\max_k m_k)/d = o(1).$$

The clustering problem, then, reduces to understanding the behavior of the conditional mean kernel on $\{\mu'_i\}$. This can be dealt with using the same techniques one would use to study the behavior of the mean kernel applied to the original signal $\{\mu_i\}$. \square

Although we considered a subspace clustering model in Example 2, qualitatively the same behavior holds when the mixture components are supported on general (smooth) lower-dimensional sub-manifolds of \mathbb{R}^d . In these cases, we can use the projection operator onto the manifolds to redefine the signal and noise. The only technical issue is that the new signal and noise components need not be independent. However, for a fixed σ , as $d \rightarrow \infty$, the two components become nearly independent and the above arguments can be used as reasonable approximations. We consider a case with nonlinear manifolds in the “nested spheres” example of Section 3 and expand on the ideas presented in Example 2.

2.2 Euclidean kernel

We now consider the kernel function $K(x_1, x_2) = \langle x_1, x_2 \rangle$ which we refer to as the *Euclidean* or *inner product* kernel. The kernel matrix in this case is the Gram matrix of $\{X_i\}$:

$$K(X) = (\langle X_i, X_j \rangle) = X^T X. \quad (12)$$

Our main result for the Euclidean kernel is the following:

Theorem 2. *Let $X_i = \mu_i + \sqrt{\Sigma_i} W_i$, where $\{W_i, i = 1, \dots, n\} \subset \mathbb{R}^d$ is a collection of independent centered random vectors, each with independent sub-Gaussian coordinates. Here, $\mu_i = \mathbb{E}[X_i] \in \mathbb{R}^d$ and each Σ_i is a $d \times d$ positive semidefinite matrix, with generalized square root $\sqrt{\Sigma_i}$. Let*

$$M = (\mu_1 \mid \dots \mid \mu_n) \in \mathbb{R}^{d \times n}, \quad \kappa = \max_{i,j} \|W_{ij}\|_{\psi_2}, \quad \sigma_\infty^2 := \max_i \|\Sigma_i\|, \quad (13)$$

$$\eta = d + \left(\frac{\|M\|}{\kappa \sigma_\infty} \right)^2. \quad (14)$$

For $K = K(X)$ as in (12) and for any $u \geq 0$, with probability at least $1 - 4n^{-c_1} \exp(-c_2 u^2)$,

$$\|K - \mathbb{E}K\| \leq 2\kappa^2 \sigma_\infty^2 \eta \max(\delta^2, \delta), \quad \text{where } \delta = \sqrt{\frac{n}{\eta}} + \frac{u}{\sqrt{\eta}}.$$

In particular, with probability at least $1 - 4n^{-c_1}$,

$$\|K - \mathbb{E}K\| = O\left(\kappa^2 \sigma_\infty^2 (n + \sqrt{n\eta})\right) = O\left(\kappa^2 \sigma_\infty^2 (n + \sqrt{nd}) + \kappa \sigma_\infty \sqrt{n} \|M\|\right). \quad (15)$$

A special case of this result, when X_i s are centered and isotropic ($\mu_i = 0$, $\Sigma_i = I_d$ and $\mathbb{E}W_{ij}^2 = 1$ for all i and j), appears in [Ver12, Section 5.5]. The normalized $n \times n$ kernel matrix $\frac{1}{n} X^T X$ is dual to the $d \times d$ matrix $\frac{1}{n} X X^T = \frac{1}{n} \sum_{i=1}^n X_i X_i^T$ which is the main component of the

sample covariance matrix of $\{X_i\}$. Thus, Theorem 2 is dual to the well-known concentration results for covariance matrices. However, a major difference with covariance estimation is that with Gram matrices, the data points need not have identical distributions.

An interesting feature of bound (15) is its dependence on the mean of the underlying vectors through $\|M\|$. Contrast this with the result of Theorem 1 where the bound is not affected by the mean of the random vectors X_i . Under the assumptions of Theorem 2, the mean kernel matrix is $\mathbb{E}K = \text{diag}(\mathbb{E}\|\tilde{X}_i\|^2, i \in [n]) + M^T M$, where $\tilde{X}_i = X_i - \mu_i$ is the centered version of X_i . The second term has operator norm $\|M^T M\| = \|M\|^2$, whereas the relevant term in (15) is of lower order in $\|M\|$. More precisely, $\frac{\|K - \mathbb{E}K\|}{\|\mathbb{E}K\|} \lesssim \frac{1}{\|M\|}$ as $\|M\| \rightarrow \infty$, confirming that (15) is indeed a concentration result.

Example 3. Let us continue with model (7) of Example 1. The model corresponds to $\Sigma_i = \sigma_i^2 I_d/d$ and $\kappa \lesssim 1$ in Theorem 2. Assume that $\sigma_i \leq \sigma$ for all i . It follows that $\sigma_\infty \leq \sigma/\sqrt{d}$ and Theorem 2 gives

$$\frac{1}{n} \|K - \mathbb{E}K\| \lesssim \sigma^2 \left(\frac{1}{d} + \frac{1}{\sqrt{nd}} \right) + \frac{\sigma}{\sqrt{nd}} \|M\|, \quad \text{w.p.} \geq 1 - 4n^{-c_1}.$$

Compared with (9), the deviation bound improves as d is increased. On the other hand, the bound directly depends on the mean matrix $M = \mathbb{E}X$, as opposed to (9). \square

3 Kernel spectral clustering

We now consider how the concentration bounds of Section 2 can be used to derive performance bounds for the kernel spectral clustering.

3.1 A kernel clustering algorithm

Let $\mu \mapsto \Sigma(\mu)$ be a map from \mathbb{R}^d to positive semidefinite matrices, and let $\sqrt{\Sigma(\mu)}$ denote its matrix square-root. We consider a nonparametric mixture model perturbed by noise, as follows:

$$X_i = \mu_i + \frac{\sigma}{\sqrt{d}} \sqrt{\Sigma(\mu_i)} w_i, \quad \mu_i \stackrel{\text{iid}}{\sim} \sum_{k=1}^R \bar{\pi}_k P_k, \quad w_i \stackrel{\text{iid}}{\sim} N(0, I_d), \quad (16)$$

for $i = 1, \dots, n$, where μ_i is the signal, w_i is the noise, and the two pieces are independent. The Gaussian assumption for w_i is for simplicity; the result holds for all the cases in Theorem 1. Here, $\{P_k\}$ are the distributions constituting the mixture components, and $\bar{\pi}_k \in [0, 1]$ are the class priors. In a typical case, components $\{P_k\}$ are supported on lower-dimensional submanifolds of \mathbb{R}^d , singular w.r.t. the Lebesgue measure and singular w.r.t. to each other; see for example Figure 1. Although, none of these assumptions are required for the result we present. Intuitively, the kernel clustering should perform well if we only observe $\{\mu_i\}$ and we would like to study the effect of adding noise to such ideal clustered data.

Model (16) is sufficiently general to allow the noise structure to vary based on the signal. A special case is when $\Sigma(\mu) = \Sigma_0$ is constant, in which case the model is equivalent to

$$X_i = \mu_i + \frac{\sigma}{\sqrt{d}} w'_i, \quad \mu_i \stackrel{\text{iid}}{\sim} \sum_{k=1}^R \bar{\pi}_k P_k, \quad w'_i \stackrel{\text{iid}}{\sim} N(0, \Sigma_0). \quad (17)$$

This special case is often encountered in the literature.

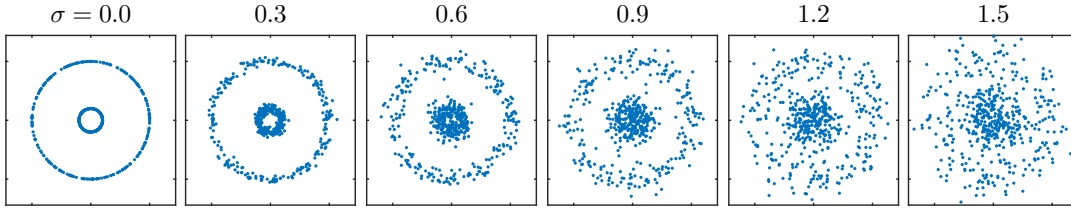


Figure 1: Example of the signal-plus-noise clustering model (17) with two signal component P_1 and P_2 , each a uniform distribution on a circle in $d = 2$ dimensions, and $\Sigma_0 = I_2$. The plots correspond to different noise levels σ .

Remark 2. Model (17) is the same as the signal plus noise model of [EK+10a] with covariance matrix Σ in that paper replaced with $\sigma\Sigma_0$. The reason for introducing the extra parameter σ is the convenience of setting $\Sigma_0 = I_d$ to study the case of isotropic noise. In other words, we think of Σ_0 as a normalized covariance matrix (say $\|\Sigma_0\| = 1$) measuring anisotropy of the noise, and of σ as the overall noise level. In contrast to (17), [EK+10a] does not consider any structure for the signal and the problem there is only to establish the closeness of the kernel matrix based on the pure signal and that based on the contaminated signal.

Model (17) is also similar to that of [SWY+15], except that we separate the contributions from the noise and the signal, while they consider them together. That is, the model in [SWY+15] is obtained from (17) if we set $\sigma = 0$. Alternatively, we can take the mixture components in [SWY+15] to be $P_k * N(0, \sigma^2 \Sigma_0 / d)$ —where $*$ denotes convolution—to recover our model in (17). Separating the noise can reveal more structure (and nuances) in clustering problems as Theorem 3 below shows. As far as we know, the general case of model (16) has not been analyzed for clustering before. \square

Given a kernel function, we can form the kernel matrix $K = K(X)$ as in (1). Throughout this section, unless otherwise stated, we condition on $\mu = (\mu_i)$, hence the expectations and probability statements are w.r.t. the randomness in $w = (w_i)$. Let $\tilde{K}_\sigma(\mu) := \mathbb{E}[K(x_i, x_j)]$, which should be interpreted as $\tilde{K}_\sigma(\mu) = \mathbb{E}[K(x_i, x_j) \mid \mu]$, by the convention just discussed. The mean kernel matrix $\tilde{K}(\mu)$ has the following off-diagonal entries under model (16):

$$[\tilde{K}_\sigma(\mu)]_{ij} = [\mathbb{E}K]_{ij} = \tilde{K}_\sigma(\mu_i, \mu_j), \quad i \neq j, \quad (18)$$

where, with some abuse of the notation regarding \tilde{K}_σ , we have defined:

$$\tilde{K}_\sigma(u, v) := \mathbb{E} \left[K \left(u + \frac{\sigma}{\sqrt{d}} \sqrt{\Sigma(u)} w_1, v + \frac{\sigma}{\sqrt{d}} \sqrt{\Sigma(v)} w_2 \right) \right], \quad u \neq v. \quad (19)$$

Here, the expectation is w.r.t. the randomness in w_1 and w_2 . Note that we are using \tilde{K}_σ to refer to both the mean kernel matrix and the corresponding kernel function. In the special case of constant noise covariance, $\Sigma(\mu) = \Sigma_0$, we simply have

$$\tilde{K}_\sigma(u, v) := \mathbb{E} \left[K \left(u + \frac{\sigma}{\sqrt{d}} w'_1, v + \frac{\sigma}{\sqrt{d}} w'_2 \right) \right], \quad u \neq v, \quad (20)$$

where w'_1 and w'_2 are independent $N(0, \Sigma_0)$ variates. The properties of the new kernel matrix $\tilde{K}_\sigma(\mu)$ plays a key role in our analysis.

Algorithm 1 A kernel spectral clustering (KSC) algorithm

Input: (a) Data points $x_1, \dots, x_n \in \mathbb{R}$, (b) the number of clusters R and (c) the kernel function $(x, y) \mapsto K(x, y)$, not necessarily positive semidefinite.

Output: Cluster labels.

- 1: Form the normalized kernel matrix $A := (K(x_i, x_j)/n) \in \mathbb{R}^{n \times n}$.
 - 2: Obtain $A^{(R)} = \hat{U}_1 \hat{\Lambda}_1 \hat{U}_1^T$, the R -truncated eigenvalue decomposition (EVD) of A . That is, if $A = \hat{U} \hat{\Lambda} \hat{U}^T$ is the full EVD of A , where $\hat{\Lambda} = \text{diag}(\hat{\lambda}_1, \dots, \hat{\lambda}_n)$ with $|\hat{\lambda}_1| \geq \dots \geq |\hat{\lambda}_n|$, then $\hat{\Lambda}_1 = \text{diag}(\hat{\lambda}_1, \dots, \hat{\lambda}_R)$, and $\hat{U}_1 \in \mathbb{R}^{n \times R}$ collects the first R columns of \hat{U} .
 - 3: Apply an isometry-invariant, constant-factor, k -means algorithm (with R clusters) on $\hat{U}_1 \hat{\Lambda}_1$ to recover the cluster labels. (See [ZA19] for the definition of isometry-invariance.)
-

We analyze the kernel-based spectral clustering (KSC) approach summarized in Algorithm 1 which is based on the recent SC-RRE algorithm of [ZA19] for network clustering. An advantage of this spectral algorithm is that we can provide theoretical guarantees that are explicitly expressed in terms of the original parameters of the model, avoiding eigenvalues in the statement of the bounds. The connection with network clustering is as follow: We can treat $K/n \in \mathbb{R}^{n \times n}$ as a similarity matrix, effectively defining a weighted network among n entities, and then use the adjacency-based spectral clustering described in [ZA19].

3.2 Finite-sample bounds on misclassification error

Let $z_i \in \{0, 1\}^R$ be the label of data point i , determining the component of the mixture to which μ_i belongs. We use one-hot encoding for z_i , so that $z_{ik} = 1$ if and only if data point i belongs to cluster k , that is, $\mu_i \sim P_k$. Let $\mathcal{C}_k := \{i : z_{ik} = 1\}$ denote the indices of data points in the k th cluster, $n_k := |\mathcal{C}_k|$ and $\pi_k := n_k/n$, the size and the (empirical) proportion of the k th cluster, respectively.

For $k, \ell \in [R]$, let $\hat{P}_{k,\ell}$ be the empirical measure on $\mathbb{R}^d \times \mathbb{R}^d$ given by

$$\hat{P}_{k\ell} := \hat{P}_{k\ell}(\mu) = \frac{1}{n_k n_\ell} \sum_{(i,j) \in [n]^2} z_{ik} z_{j\ell} \delta_{(\mu_i, \mu_j)} = \frac{1}{n_k n_\ell} \sum_{i \in \mathcal{C}_k, j \in \mathcal{C}_\ell} \delta_{(\mu_i, \mu_j)}$$

where $\delta_{(\mu_i, \mu_j)}$ is a point-mass measure at (μ_i, μ_j) . In words, $\hat{P}_{k\ell}$ is the empirical measure when the data consists of pairs (μ_i, μ_j) , as i and j range over the k th and ℓ th clusters, respectively. Consider the mean and variances of these empirical measures:

$$\Psi_{k\ell} := \mathbb{E}[\tilde{K}_\sigma(X, Y)], \quad v_{k\ell}^2 := \text{var}(\tilde{K}_\sigma(X, Y)) \quad \text{where} \quad (X, Y) \sim \hat{P}_{k\ell}. \quad (21)$$

Let \bar{v}^2 be the average variance

$$\bar{v}^2 := \sum_{k, \ell \in [R]} \pi_k \pi_\ell v_{k\ell}^2, \quad (22)$$

and define the following minimum separations:

$$\gamma^2 := \min_{k \neq \ell} D_{k\ell}, \quad \tilde{\gamma}^2 := \min_{k \neq \ell} \pi_k \pi_\ell D_{k\ell}, \quad \text{where} \quad D_{k\ell} := \sum_{r=1}^R \pi_r (\Psi_{kr} - \Psi_{\ell r})^2. \quad (23)$$

When the clusters are roughly balanced, we have $\pi_k \asymp 1/R$ for all $k \in [R]$, hence $\tilde{\gamma}^2 \asymp \gamma^2/R$. If the number of clusters does not grow with n , then $\tilde{\gamma}^2 \asymp \gamma^2$.

We are now ready to state our result regarding the performance of kernel spectral clustering:

Theorem 3. *Assume that the data points $\{X_i, i = 1, \dots, d\} \subset \mathbb{R}^d$ follow the nonparametric noisy mixture model (16). Consider the kernel spectral clustering Algorithm 1 with an L -Lipschitz kernel function as in (2). Let \bar{v}^2 and γ^2 be defined, based on \tilde{K}_σ , as given in (19). Then, with probability at least $1 - \exp(-t^2)$, the average misclassification rate of Algorithm 1, denoted as $\overline{\text{Mis}}$, satisfies*

$$\overline{\text{Mis}} \lesssim \frac{R}{\gamma^2} \left[L^2 \sigma^2 \left(\frac{1}{n} \sum_{i=1}^n \frac{\text{tr}(\Sigma(\mu_i))}{d} + \frac{t^2}{nd} \max_i \|\Sigma(\mu_i)\| \right) + \bar{v}^2 \right] =: F(\gamma^2, \bar{v}^2) \quad (24)$$

assuming that $F(\tilde{\gamma}^2, \bar{v}^2) \leq C_1$ for some sufficiently small (numerical) constant $C_1 > 0$.

A similar result can be stated for the Euclidean kernel of Section 2.2. In the special case where $\Sigma(\mu) = \Sigma_0$, the bound in (24) simplifies to

$$\overline{\text{Mis}} \lesssim R \left[\frac{L^2 \sigma^2}{\gamma^2} \left(\frac{\text{tr}(\Sigma_0)}{d} + \frac{t^2}{nd} \|\Sigma_0\| \right) + \frac{\bar{v}^2}{\gamma^2} \right]. \quad (25)$$

Let us first consider this special case. The quantity \bar{v}^2/γ^2 in (25) is a measure of the hardness of the noiseless clustering problem, which we refer to as the approximation error. The first term in the bound is the contribution due to noise, the so-called estimation error. Both quantities depend on the noise level σ as well as the noise structure Σ_0 , through \tilde{K}_σ in (20). Thus, a more precise statement is that \bar{v}^2/γ^2 measures the hardness of the noiseless problem *at the appropriate level determined by the noise level σ (and noise structure Σ_0)*. This dependence on noise can become negligible in the high-dimensional setting where $d \rightarrow \infty$; see Section 3.3.

In addition, both of the terms depend on the choice of the kernel function $K(\cdot, \cdot)$: the estimation error through the Lipschitz constant L and approximation error clearly as the definitions of \bar{v}^2 and γ^2 show. When the kernel class has a tuning parameter, one might be able to trade-off the contributions of these terms as the following example shows.

Example 4 (Spectral clustering with Gaussian kernel). Consider the case of constant isotropic noise $\Sigma_0 = I_d$ and the Gaussian kernel (8) with bandwidth τ . As discussed in Example 1, the Lipschitz constant is $L \lesssim 1/\tau$. Thus the misclassification bound (25) in this case reduces to

$$\overline{\text{Mis}} \lesssim \frac{R}{\gamma^2} \left[\frac{\sigma^2}{\tau^2} \left(1 + \frac{t^2}{nd} \right) + \bar{v}^2 \right]$$

which holds with probability $\geq 1 - e^{-t^2}$. Roughly speaking, assuming $R = O(1)$, the estimation error is $\lesssim \sigma^2/(\gamma^2 \tau^2)$ and the approximation error $\lesssim \bar{v}^2/\gamma^2$.

As argued in Example 1, \tilde{K}_σ is again a Gaussian kernel, with modified bandwidth:

$$\tilde{K}_\sigma(\mu_i, \mu_j) = s^{-d} f_{\tau s}(\|\mu_i - \mu_j\|), \quad s^2 = 1 + \frac{2\sigma^2}{d\tau^2}. \quad (26)$$

Since \bar{v}^2 and γ^2 are defined based on \tilde{K}_σ , both the approximation and estimation errors depend on the normalized bandwidth τ/σ . In addition, the approximation error also depends on the

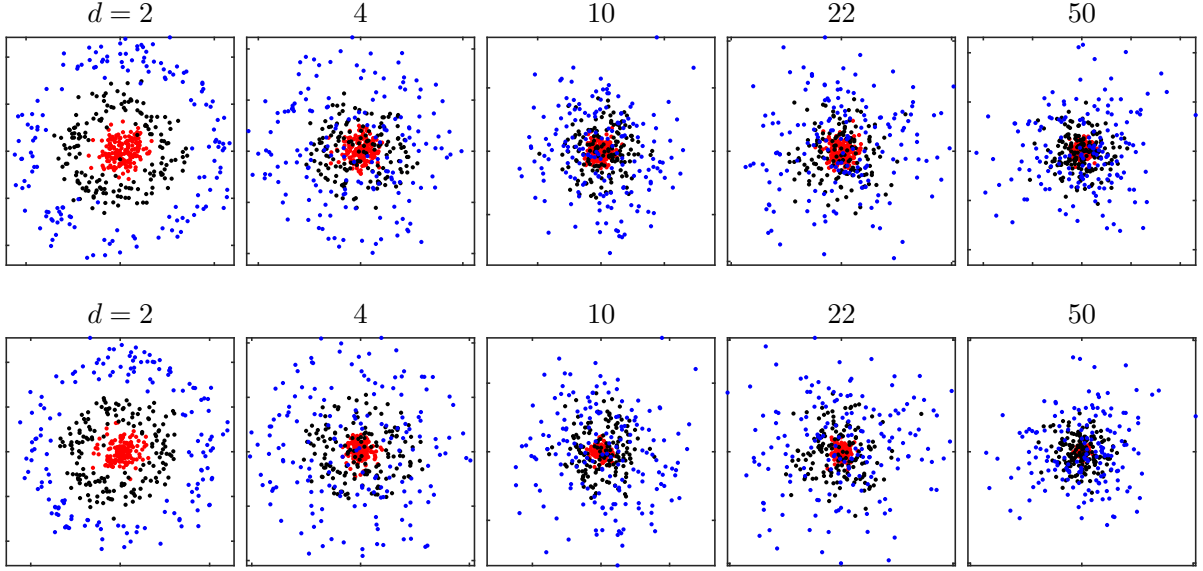


Figure 2: Plots of the first two coordinates of X_i for the “nested spheres” example, with radii $r_i = 1, 5, 10$, noise level $\sigma = 1.5$ and variable d . The top and bottom rows corresponds to the isotropic versus radial noise models, respectively. The plots look qualitatively the same in both cases. As can be seen, for large d , it is very hard to distinguish the clusters from a low-dimensional projection. (The scale of the plots varies with d .)

bandwidth-normalized pairwise distances of the signal component, i.e., $\|\mu_i - \mu_j\|/\tau$, for $i, j \in [n]$. It is interesting to note that the dependence of the approximation error on the noise level σ vanishes as $d \rightarrow \infty$. In Example 6 below, we provide explicit limit expressions for \bar{v}^2 and γ^2 . \square

Example 5 (Nested spheres with radial noise). Assume that the signal mixture components $\{P_k\}$ are uniform distributions on nested spheres in \mathbb{R}^d of various radii: r_1, \dots, r_R . Assume that to each μ_i , drawn from the mixture, we add a Gaussian noise in the direction perpendicular to the sphere, i.e.,

$$X_i = \mu_i + \frac{\sigma}{\sqrt{d}} \frac{\mu_i}{\|\mu_i\|} \xi_i, \quad \xi_i \stackrel{\text{iid}}{\sim} N(0, 1). \quad (27)$$

This noise structure falls under model (16) with $\Sigma(\mu) := \mu\mu^T/\|\mu\|^2$, i.e., the rank-one projection onto the span of μ . To compute the estimation error in (24), we note that $\frac{1}{n} \sum_{i=1}^n \text{tr}(\Sigma(\mu_i)) = 1 = \max_i \|\Sigma(\mu_i)\|$. Thus, the dominant term in the estimation error is $\lesssim (RL^2\sigma^2)/(\gamma^2 d)$ which is $O(1/d)$ as $d \rightarrow \infty$, assuming that γ^2 stays bounded away from 0. (This is the case as discussed in Section 3.3.)

Let us also compute the mean kernel function, assuming as the base, the usual Gaussian kernel (8). We have

$$\tilde{K}_\sigma(u, v) := \mathbb{E} \left[K \left(u + \frac{\sigma}{\sqrt{d}} \tilde{u} \xi_1, v + \frac{\sigma}{\sqrt{d}} \tilde{v} \xi_2 \right) \right] = \mathbb{E} \exp \left(-\frac{\|u - v + (\sigma/\sqrt{d})w\|^2}{2\tau^2} \right)$$

where $\tilde{u} = u/\|u\|$, $\tilde{v} = v/\|v\|$, and $w = \tilde{u}\xi_1 - \tilde{v}\xi_2 \sim N(0, \tilde{u}\tilde{u}^T + \tilde{v}\tilde{v}^T)$. One can show that

$$\begin{aligned}\tilde{K}_\sigma(u, v) &= \frac{1}{s_1 s_2} \exp \left\{ -\frac{1}{2\tau^2} \left[\frac{\lambda_1}{2s_1^2} (\|u\| - \text{sign}(\alpha)\|v\|)^2 + \frac{\lambda_2}{2s_2^2} (\|u\| + \text{sign}(\alpha)\|v\|)^2 \right] \right\}, \\ s_i^2 &= 1 + \frac{\sigma^2 \lambda_i}{\tau^2 d}, \quad i = 1, 2 \\ \lambda_1 &= 1 + |\alpha|, \quad \lambda_2 = 1 - |\alpha|, \quad \alpha = \frac{\langle u, v \rangle}{\|u\| \|v\|}\end{aligned}\tag{28}$$

assuming that $\alpha \neq 0$, and $u \neq v$. See Appendix B.1 for details. It is interesting to note that this mean kernel mostly depends on the norms of u and v . The dependence on α , the angle between u and v , is quite weak (through s_i^2 and $\text{sign}(\alpha)$) and mostly goes away as $d \rightarrow \infty$. In the next section, we argue that the approximation error \bar{v}^2/γ^2 based on this kernel also goes to zero as $n, d \rightarrow \infty$.

3.3 Population-level parameters

The quantities $v_{k\ell}^2$ and $\Psi_{k\ell}^2$ that underlie \bar{v}^2 and γ^2 , and control the approximation error in Theorem 3, are defined based on the empirical measures $\hat{P}_{k\ell}$. But it is also possible to state them directly in terms of the underlying population-level components $\{P_k\}$ and the related integrals. The main idea is that $\hat{P}_{k\ell}$, in general, has a well-defined limit:

$$\hat{P}_{k\ell} \rightarrow P_k \otimes P_\ell, \quad \text{as } n \rightarrow \infty, \quad \text{w.h.p.}\tag{29}$$

where the convergence can be interpreted in various senses (e.g. weak convergence of probability measures, or convergence in L^p Wasserstein distances). The notation $P_k \otimes P_\ell$ represents a product measure, i.e., if $(X, Y) \sim P_k \otimes P_\ell$, then X and Y are independent variables with marginal distributions P_k and P_ℓ . The convergence in (29) holds even when $k = \ell$ (cf. Proposition 1 below). Let

$$\Psi_{k\ell}^* := \int \tilde{K}_\sigma(\mu, \mu') dP_k(\mu) dP_\ell(\mu'), \quad (v_{k\ell}^*)^2 := \text{var}(\tilde{K}_\sigma(X, Y))$$

where $(X, Y) \sim P_k \otimes P_\ell$. Similarly, let $D_{k\ell}^*$, γ_*^2 and \bar{v}_*^2 be the population-level versions of $D_{k\ell}$, γ^2 and \bar{v}^2 obtained by replacing $\Psi_{k\ell}$ and $v_{k\ell}^2$ with their starred versions in the corresponding definitions. The above discussion suggests that for large n , $\Psi_{k\ell} \approx \Psi_{k\ell}^*$ and $v_{k\ell}^2 \approx (v_{k\ell}^*)^2$ and similarly for the other related quantities. The following result formalizes these ideas:

Proposition 1. *Assume that \tilde{K}_σ has constant diagonal and is uniformly bounded on the union of the supports of $P_k, k \in [R]$, so that $|\tilde{K}_\sigma(\mu_i, \mu_j)| \leq b$ a.s. for all $i, j \in [n]$ and some $b > 0$. Then, with probability at least $1 - 4R^2 \exp(-t^2)$, for all $k, \ell \in [R]$,*

$$|\Psi_{k\ell} - \Psi_{k\ell}^*| \leq \frac{3bt}{\sqrt{n_k \wedge n_\ell}} =: \delta_{k\ell}, \quad |v_{k\ell}^2 - (v_{k\ell}^*)^2| \leq \frac{9b^2t}{\sqrt{n_k \wedge n_\ell}}.$$

Letting $\pi_{\min} = \min_k \pi_k$, on the same event, we have

$$\gamma^2 \geq \gamma_*^2 - \frac{24b^2t}{\sqrt{\pi_{\min}}} \frac{1}{\sqrt{n}}, \quad \bar{v}^2 \leq \bar{v}_*^2 + \frac{9b^2t}{\sqrt{\pi_{\min}}} \frac{1}{\sqrt{n}}.\tag{30}$$

Note that the bounds in (30) are dimension-free: Assume that π_{\min} is bounded below. Then, as long as n is sufficiently large, both γ_*^2 and \bar{v}_*^2 are good approximations for their empirical versions, irrespective of how large d is. In particular, when γ_*^2 is bounded below (as $d \rightarrow \infty$), there is a constant $C = C(\pi_{\min}, b, t)$ such that for $n \geq C\gamma_*^{-2}$, we can replace γ^2 and \bar{v}^2 in the misclassification bound in Theorem 3 and only pay a price of $O(n^{-1/2})$, i.e., (24) can be replaced with

$$\overline{\text{Mis}} \lesssim F(\gamma_*^2, \bar{v}_*^2) + O\left(\frac{1}{\sqrt{n}}\right). \quad (31)$$

The boundedness assumption in Proposition 1 holds if either \tilde{K}_σ is uniformly bounded on \mathbb{R}^d (as in the case of the Gaussian kernel), or $\{P_k\}$ are supported on some bounded manifolds and \tilde{K}_σ is continuous. The second assumption is quite reasonable since it assumes the “true” signal μ_i to be bounded whereas the noisy observation x_i can still have an unbounded distribution.

In some cases, one might be able to explicitly compute γ_*^2 and \bar{v}_*^2 as the next examples show:

Example 6 (Nested spheres with isotropic noise). Consider the case where $\{P_k\}$ are uniform distributions on nested spheres in \mathbb{R}^d of various radii: r_1, \dots, r_R . Recalling the definition of s in (26), let

$$\tilde{r}_k = \frac{r_k}{\tau s}, \quad \tilde{u}_k := s^{-d/2} e^{-\tilde{r}_k^2/2}, \quad \text{and} \quad u_k := e^{-(r_k^2 + \sigma^2)/2\tau^2}$$

for $k \in [R]$. Let θ and θ' be independent variables distributed uniformly on the unit sphere S^{d-1} , and set $\psi_d(u) = \mathbb{E} \exp(u\langle \theta, \theta' \rangle)$. Then, it is not hard to see that

$$\begin{aligned} \Psi_{k\ell}^* &= \mathbb{E} [\tilde{K}_\sigma(r_k\theta, r_\ell\theta')] = \tilde{u}_k \tilde{u}_\ell \psi_d(\tilde{r}_k \tilde{r}_\ell), \\ (v_{k\ell}^*)^2 &= \text{var} [\tilde{K}_\sigma(r_k\theta, r_\ell\theta')] = \tilde{u}_k^2 \tilde{u}_\ell^2 [\psi_d(2\tilde{r}_k \tilde{r}_\ell) - \psi_d(\tilde{r}_k \tilde{r}_\ell)]. \end{aligned}$$

Although, ψ_d can be written as a Beta integral, let us consider the case of large d (high-dimensional data) which simplifies the expressions. As $d \rightarrow \infty$, both \tilde{r}_k and \tilde{u}_k stabilize since $s \rightarrow 1$ and $s^{-d/2} \rightarrow e^{-\sigma^2/2\tau^2}$ (see Example 1). It follows that $\tilde{r}_k \rightarrow r_k/\tau$ and $\tilde{u}_k \rightarrow u_k$. One can also show that $\psi_d(u) \approx \exp(u^2/4d)$ for $u \ll d$ (see Section B.2). Then, $\Psi_{k\ell} \rightarrow u_k u_\ell$ and $v_{k\ell}^2 \rightarrow 0$ as $d \rightarrow \infty$, assuming that the bandwidth τ and the radii $\{r_k\}$ remain fixed.

The population-level approximation error is bounded (up to constants) by

$$\frac{\bar{v}_*^2}{\gamma_*^2} = O\left(\frac{C_1(u)}{C_2(u)} \frac{(r_k r_\ell)^2}{\tau^4 d}\right) = O\left(\frac{1}{d}\right), \quad \text{as } d \rightarrow \infty, \quad (32)$$

which is vanishing as d gets large. Here,

$$C_1(u) = \max_k u_k^4, \quad C_2(u) = \left(\sum_t \pi_t u_t^2\right) \min_{k \neq \ell} (u_k - u_\ell)^2.$$

To simplify the numerator, we have used $\psi(u)/\psi(2u) \approx 1 - e^{-3u^2/4d} \approx 3u^2/4d$ as $d \rightarrow \infty$. Note that the prefactor in (32) makes intuitive sense: The bound is controlled by the closest sphere to the origin (having largest u_k , hence largest variance) in the numerator and the two closest spheres in the denominator.

Let us now consider the population-level estimation error. As discussed in Example 4, the estimation error is bounded up to constants by

$$\frac{\sigma^2}{\tau^2} \frac{1}{\gamma_*^2} \asymp \frac{1}{C_2(u)} \frac{\sigma^2}{\tau^2}.$$

Increasing τ^2 decreases the effect of noise by reducing σ^2/τ^2 , but increases $1/\gamma_*^2 \asymp 1/C_2(u)$ by making $\{u_k\}$ closer, since all u_k approach 1 as $\tau \rightarrow \infty$. This also increases the approximation error (32) in general. Thus the bandwidth to noise level τ/σ plays a subtle role in balancing the effect of the two terms. The above bound on the estimation error is, however, conservative as discussed in Section 3.3.1.

Example 7 (Nested spheres with radial noise). Consider again the nested spheres as the signal model, but this time with (anisotropic) radial noise model of Example 5. We can proceed as in Example 6 in estimating parameters γ_*^2 and \bar{v}_*^2 . The only difference is that we need to use the appropriate kernel mean matrix \tilde{K}_σ , given by (28) in this case. Let $u_k = e^{-r_k^2/2\tau^2}$. Then one can show that (cf. Appendix B.3) as $d \rightarrow \infty$,

$$\Psi_{k\ell}^* = \mathbb{E}[\tilde{K}_\sigma(r_k\theta, r_\ell\theta')] \rightarrow u_k u_\ell, \quad (v_{k\ell}^*)^2 = \text{var}[\tilde{K}_\sigma(r_k\theta, r_\ell\theta')] \asymp \frac{u_k^2 u_\ell^2}{\tau^4 d}.$$

These estimates are similar to those obtained in Example 6, hence the same bound (32) holds for \bar{v}_*^2/γ_*^2 in this case; that is, the population-level approximation error goes down as $O(d^{-1})$, similar to the case of the isotropic noise. Since the estimation error also goes down as $O(d^{-1})$ in this case (cf. Example 5), KSC is consistent at an overall rate of $O(d^{-1} + n^{-1/2})$, as implied by (31).

3.3.1 Signal-noise decomposition trade-off

Let us summarize our analysis for the nested spheres example with the isotropic and radial noise models. Assume that σ , τ (the kernel bandwidth), π_{\min} and the radii of the spheres remain constant. For both noise models, the bound on approximation error vanishes at a rate $O(d^{-1} + n^{-1/2})$, while the bound on the estimation error only vanishes for the radial noise model, at a rate $O(d^{-1})$, for sufficiently large n . However, for this signal structure (nested spheres), the radial noise model is a good approximation to the isotropic noise model: By projecting the isotropic noise onto the radial direction and absorbing the residual (which lies close to the sphere if the noise level is not too high) into the signal μ_i , we get a model which approximately looks like Example 5. Thus, in practice, we expect our analysis in Example 5 to also predict the behavior in the isotropic case. That is, we expect KSC to consistently recover the clusters as $n, d \rightarrow \infty$, even for isotropic noise. This is corroborated by simulations in Section 3.4.

3.4 Simulations

We now provide some simulations to corroborate the theory we developed for the kernel spectral clustering. We use the “nested spheres” example that we analyzed in Sections 3.2 and 3.3. We compare the performance of the kernel spectral clustering described in Algorithm 1 with the Lloyd’s algorithm (with `kmeans++` initialization) applied directly to the data points.

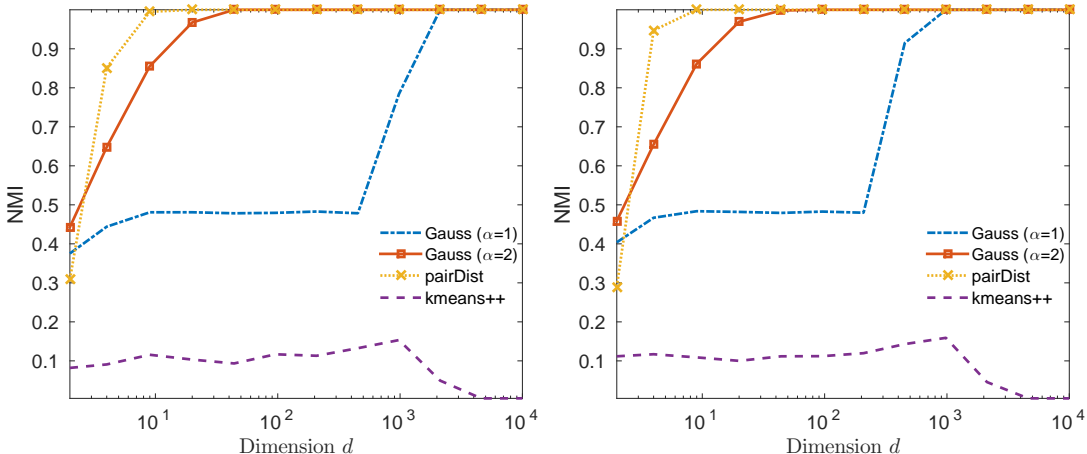


Figure 3: Plots of NMI versus dimension for kernel spectral clustering Algorithm 1, under the noisy “nested spheres” model with radii $r_i = 1, 5, 10$ (three clusters). Left and right plots correspond to isotropic versus radial noise, respectively. Here, $n = 500$, $\sigma = 1.5$ and $\tau^2 = \alpha(1 + \sigma^2)$.

For the kernel function, we consider the Gaussian kernel with bandwidth set as $\tau^2 = \alpha(1 + \sigma^2)$, for $\alpha = 1, 2$. This scaling of τ^2 in terms of σ^2 is motivated by the concentration bounds, where the estimation error is controlled by σ^2/τ^2 . Constant 1 is added to avoid degeneracy when $\sigma \rightarrow 0$.

In addition to the Gaussian kernel, we also use the simple *pairwise distance* (*pairDist*) kernel $K(x, y) = \|x - y\|$. Since this kernel is 1-Lipschitz, all the theory developed in the paper applies in this case, with appropriate modifications to the mean kernel \tilde{K}_σ . In particular, one can argue as in Examples 5 and 7 that for the radial noise model, this kernel is also consistent as $n, d \rightarrow \infty$. Note that although a more appropriate choice would be $(x, y) \mapsto -\|x - y\|$ to make the kernel a similarity measure, the sign is irrelevant in spectral clustering.

Figure 3 shows the results. The plots show the normalized mutual information (NMI) versus dimension d , for a fixed value of $\sigma = 1.5$ and a sample size of $n = 500$. The “nested spheres” signal with radii $r_i = 1, 5, 10$ (three clusters) is considered along with both the isotropic and radial noise models. The plots show the normalized mutual information (NMI) obtained by the KSC algorithm (relative to the true labels) as the dimension varies from $d = 2$ to $d = 10^4$. The NMI is a similarity measure between two cluster assignments, more aggressive than the average accuracy. A random clustering against the truth produces $\text{NMI} \approx 0$, while a perfect match gives $\text{NMI} = 1$. The plots are obtained by averaging over 12 independent replicates.

The right panel in Figure 3 corresponds to the radial noise model which shows that the KSC Algorithm 1 is consistent for the pairwise distance as well as the Gaussian kernel for both values of α , eventually, as d grows. These results are as predicted by the theory. The left panel corresponds to the isotropic noise model and we see a qualitatively similar behavior as in the radial case. The estimation error bound in Theorem 3 is conservative in this case (see Example 4), and the isotropic model is well-approximated by the radial one. Hence, the consistency predictions of the latter carry over. Note that for the Gaussian kernel with $\alpha = 2$, consistency in the isotropic case is achieved at a “slightly higher dimension d ”, consistent with the intuition that the isotropic model corresponds to the radial case with spheres “slightly closer”. This is due to the imperfection of the linear projection in putting the transverse noise component on the sphere.

4 Proofs of the main results

After recalling some preliminary results, we prove Theorem 1 for the Lipschitz kernels. We then show Theorem 2 for the Euclidean kernel which requires an extension of the Hansen–Wright inequality to non-centered variables; this extension is presented and proved in Appendix A.3.

4.1 Preliminaries

Let us start with the following definition (borrowed from [Ada15] with modifications):

Definition 3. A random vector $Z \in \mathbb{R}^d$ satisfies the *concentration property* with constant $\kappa > 0$ if for any Lipschitz function $f : \mathbb{R}^d \rightarrow \mathbb{R}$, with respect to the ℓ_2 norm, we have

$$\mathbb{P}\left(f(Z) - \mathbb{E}f(Z) > t \|f\|_{\text{Lip}}\right) \leq \exp(-\kappa t^2), \quad \forall t > 0. \quad (33)$$

Note that it is enough to have (3) for 1-Lipschitz functions (i.e., $\|f\|_{\text{Lip}} = 1$) which then implies the general case by rescaling. The following result is well-known [Led01]; see also [Ver18, Theorem 5.2.2]:

Theorem 4. A standard Gaussian random vector $Z \sim N(0, I_d)$ satisfies the concentration property with constant $\kappa = 1/2$.

A similar result holds for a strongly log-concave random vector [Ver18, Theorem 5.2.15]:

Theorem 5. A strongly log-concave random vector $Z \in \mathbb{R}^d$ with curvature $\alpha^2 > 0$ satisfies the concentration property with constant $\kappa = C\alpha^2$ for some universal constant $C > 0$.

This result can be easily extended to a collection of independent strongly log-concave random vectors:

Corollary 1. Let $Z_1, \dots, Z_n \in \mathbb{R}^d$ be independent strongly log-concave random vectors with curvatures $\alpha_i^2 > 0$. Then $\vec{Z} \in \mathbb{R}^{nd}$ obtained by concatenating Z_1, \dots, Z_n is strongly log-concave with curvature $\alpha^2 := \min_i \alpha_i^2$. In particular, \vec{Z} satisfies the concentration property with constant $\kappa = C\alpha^2$.

Proof. It is enough to note that \vec{Z} has density $f(z) = \prod_i e^{-U_i(z_i)} = e^{-U(z)}$ where $U(z) := \sum_i U_i(z_i)$ whose Hessian is block-diagonal with diagonal blocks $\nabla^2 U_i(z_i) \succeq \alpha_i^2 I_d$. \square

We write $S^{n-1} = \{x \in \mathbb{R}^n : \|x\|_2 = 1\}$ for the sphere in \mathbb{R}^n . We frequently use the following vector and matrix notations: For $X_1, \dots, X_n \in \mathbb{R}^d$, we write $X = [X_1 \mid \dots \mid X_n]$ for the $d \times n$ matrix with columns X_i , and let

$$X \mapsto \vec{X} : \mathbb{R}^{d \times n} \rightarrow \mathbb{R}^{dn} \quad (34)$$

be the operator that maps a matrix X to a vector \vec{X} by concatenating its columns.

4.2 Proof of Theorem 1

The key is the following lemma due to M. Rudelson which is proved in Appendix A.2:

Lemma 1 (Rudelson). *Assume that $K(X)$ is as in (1) and the kernel function is L -Lipschitz as in (2). Then,*

$$(a) \ \|K(X) - K(X')\|_F^2 \leq 4nL^2\|X - X'\|_F^2 \text{ for any } X, X' \in \mathbb{R}^{d \times n}, \text{ and}$$

$$(b) \ \text{for any } a \in \mathbb{R}, X \mapsto \|K(X) - a\| \text{ is } 2\sqrt{n}L\text{-Lipschitz w.r.t. the Frobenius norm.}$$

Part (a) of Lemma 1 can be interpreted as showing that the matrix-valued map $X \mapsto K(X) : \mathbb{R}^{d \times n} \rightarrow \mathbb{R}^{n \times n}$ is $(2\sqrt{n}L)$ -Lipschitz, assuming that both spaces are equipped with the Frobenius norm. As a consequence of Lemma 1, we get the following concentration inequality:

Proposition 2. *Let $X_i = \mu_i + \sqrt{\Sigma_i}W_i \in \mathbb{R}^d, i = 1, \dots, n$ be random vectors and set $W = [W_1 \mid \dots \mid W_n] \in \mathbb{R}^{d \times n}$. Assume that the random vector $\vec{W} \in \mathbb{R}^{dn}$ satisfies the concentration property (33) with constant $\kappa = c/\omega^2 > 0$. Let $K(X)$ be as defined in (1) with a kernel function satisfying (2). Then, $V := \|K - \mathbb{E}K\|$ is sub-Gaussian, and*

$$\mathbb{P}(V - \mathbb{E}V \geq 2\sqrt{n}L\sigma_\infty\omega t) \leq \exp(-ct^2), \quad t \geq 0,$$

where $\sigma_\infty^2 := \max_i \|\Sigma_i\|$.

An equivalent (up to constant) statement of this result is

$$\| \|K - \mathbb{E}K\| \|_{\psi_2} \lesssim \sqrt{n}L\sigma_\infty\omega.$$

where $\|\cdot\|_{\psi_2}$ denotes the sub-Gaussian norm.

Proof. Set $S_i = \sqrt{\Sigma_i}$ and let $S = \text{diag}(S_1, \dots, S_n)$ be the $dn \times dn$ block diagonal matrix with diagonal blocks $\{S_i\}$. Also, let $X, W, \mu \in \mathbb{R}^{d \times n}$ be the matrices with columns $\{X_i\}, \{W_i\}$ and $\{\mu_i\}$, respectively. Using vector notation (34), we have $\vec{X} = \vec{\mu} + S\vec{W}$. With some abuse of notation, we write $K(\vec{X})$ to denote $K(X)$ as defined in (1). Note that, $\|\vec{W}\| = \|W\|_F$, that is, the ℓ_2 norm of vector \vec{W} is the same as the Frobenius norm of matrix W .

For any $a \in \mathbb{R}$, we claim that $\vec{W} \mapsto F(\vec{W}) := \|K(\vec{\mu} + S\vec{W}) - a\|$ is $(2\sqrt{n}L\sigma_\infty)$ -Lipschitz w.r.t. the ℓ_2 norm on \mathbb{R}^{dn} . Indeed,

$$\begin{aligned} |F(\vec{W}) - F(\vec{W}')| &\leq 2\sqrt{n}L\|S\vec{W} - S\vec{W}'\| && \text{(By Lemma 1(b))} \\ &\leq 2\sqrt{n}L\|S\|\|\vec{W} - \vec{W}'\| \end{aligned}$$

and $\|S\| = \max_i \|S_i\| = \sigma_\infty$, since $\|S_i\|^2 = \|\Sigma_i\|$. The result now follows from (33) after replacing t with ωt . \square

Next, we bound the expectation of $\|K - \mathbb{E}K\|$. Here, we pass to the Frobenius norm, giving us an upper bound on the expectation. For this result, we do not need distributional assumptions:

Proposition 3. *Assume that $\{X_i\}_{i=1}^n$ is a collection of random vectors with X_i having covariance Σ_i , and let $K = K(X)$ be as defined in (1) and satisfies (2). Then,*

$$\mathbb{E}\|K - \mathbb{E}K\|_F \leq \sqrt{8n}L \left(\sum_{i=1}^n \text{tr}(\Sigma_i) \right)^{1/2}.$$

Proof. Let $\mu_i = \mathbb{E}[X_i]$ and $W_i = X_i - \mu_i$. Let $\{X'_i\}$ be an independent copy of $\{X_i\}$ and $W'_i = X'_i - \mu_i$. Let X, X', W and W' be the $d \times n$ matrices with columns $\{X_i\}, \{X'_i\}, \{W_i\}$ and $\{W'_i\}$. We have $\mathbb{E}\|K - \mathbb{E}K\|_F \leq (\mathbb{E}\|K - \mathbb{E}K\|_F^2)^{1/2}$, and

$$\begin{aligned} \mathbb{E}\|K - \mathbb{E}K\|_F^2 &= \mathbb{E}_X \|K(X) - \mathbb{E}_{X'} K(X')\|_F^2 \\ &\leq \mathbb{E}_X \mathbb{E}_{X'} \|K(X) - K(X')\|_F^2 && \text{(By Jensen inequality)} \\ &\leq 4nL^2 \mathbb{E}\|X - X'\|_F^2 && \text{(By Lemma 1(a))} \\ &= 8nL^2 \mathbb{E}\|W\|_F^2 \end{aligned}$$

where the last equality is obtained by $X - X' = W - W'$ and noting that $\mathbb{E}\langle W, W' \rangle = 0$ due to the independence of W and W' . The result follows since

$$\mathbb{E}\|W\|_F^2 = \sum_i \mathbb{E}\|W_i\|^2 = \sum_i \mathbb{E} \operatorname{tr}(W_i W_i^T) = \sum_i \operatorname{tr}(\mathbb{E}W_i W_i^T) = \sum_i \operatorname{tr}(\Sigma_i).$$

The proof is complete. \square

Combining Propositions 2 and 3 and noting that $\mathbb{E}V \leq \mathbb{E}\|K - \mathbb{E}K\|_F$ establishes the result for any collection of $\{W_i\}$ for which the concentration property holds for \vec{W} with constant c/ω^2 . It remains to verify that each case in Definition 2 has this property.

Verifying the three cases in the LC class. We first deduce the result for part (b) from (a). Fix i and j and let $f : \mathbb{R} \rightarrow \mathbb{R}$ denote the density of W_{ij} w.r.t. the Lebesgue measure, S the support of the distribution, and F the corresponding CDF, i.e., $F(t) = \int_{-\infty}^t f(x)dx$. Pick $x \in S$ and note that x does not belong to flat parts of F . Then, by assumption $f(x) \geq 1/\omega$. Let $\nu = F(x)$ so that $x = F^{-1}(\nu)$. By the inverse function theorem, $Q := F^{-1}$ is differentiable at ν and we have $Q'(\nu) = 1/f(x) \leq \omega$. Thus, Q is ω -Lipschitz on S . The range of Q restricted to S is $[0, 1]$.

Let Φ be the CDF of the standard normal distribution which is $(1/\sqrt{2\pi})$ -Lipschitz. If $Z_{ij} \sim N(0, 1)$, then $U_{ij} := \Phi(Z_{ij})$ are uniformly distributed on $[0, 1]$ and $Q(U_{ij})$ has the same distribution as W_{ij} . In other words, we can redefine $W_{ij} = \phi_{ij}(Z_{ij})$ for $\phi_{ij} = Q \circ \Phi$. We have $\|\phi_{ij}\|_{\text{Lip}} \leq \|Q\|_{\text{Lip}} \|\Phi\|_{\text{Lip}} \leq \omega/\sqrt{2\pi}$, and the problem is reduced to part (a), up to constants.

For part (a), we have $W_i = (W_{ij})$ with $W_{ij} = \phi_{ij}(Z_{ij})$ where $Z_{ij} \sim N(0, 1)$ are independent across $i = 1, \dots, n$ and $j = 1, \dots, d$. We define \vec{W} and \vec{Z} based on the $d \times n$ matrices W and Z as in (34) and compactly write $\vec{W} = \phi(\vec{Z})$. Let $f : \mathbb{R}^{dn} \rightarrow \mathbb{R}$ be a 1-Lipschitz function and define $g(\vec{Z}) := f(\phi(\vec{Z})) = f(\vec{W})$. Then,

$$\|g(\vec{Z}) - g(\vec{Z}')\|^2 \leq \sum_{ij} (\phi_{ij}(Z_{ij}) - \phi_{ij}(Z'_{ij}))^2 \leq \sum_{ij} \|\phi_{ij}\|_{\text{Lip}}^2 (Z'_{ij} - Z_{ij})^2 \leq \omega^2 \|\vec{Z}' - \vec{Z}\|^2,$$

for any vectors $\vec{Z}, \vec{Z}' \in \mathbb{R}^{dn}$. It follows that g is ω -Lipschitz, hence by the concentration of Gaussian measure (Theorem 4), we have

$$\mathbb{P}(g(\vec{Z}) - \mathbb{E}g(\vec{Z}) \geq \omega t) \leq \exp(-t^2/2).$$

Since $g(\vec{Z}) = f(\vec{W})$, we have the concentration property for \vec{W} with constant $1/(2\omega^2)$.

For part (c), since each W_i has a strongly log-concave density with curvature $\alpha_i^2 \geq 1/\omega^2$, it follows from Corollary 1 that \vec{W} is strongly log-concave with curvature $1/\omega^2$. Then, by Theorem 5, \vec{W} satisfies the desired concentration property with constant C/ω^2 .

4.3 Proof of Theorem 2

We can write $K = X^T X$ where $X = (X_1 \mid \cdots \mid X_n) \in \mathbb{R}^{d \times n}$ has $\{X_i\}$ as its columns. Let us fix $z \in S^{n-1}$ and consider

$$Y_z := z^T (K - \mathbb{E}K)z = \|Xz\|^2 - \mathbb{E}\|Xz\|^2. \quad (35)$$

Let $\tilde{X}_i = X_i - \mu_i$ be the centered version of X_i , and let $\tilde{X} \in \mathbb{R}^{d \times n}$ be the matrix with columns $\{\tilde{X}_i\}$. Setting $\mu_z = Mz = \sum_i z_i \mu_i$, we have $Xz = \mu_z + \tilde{X}z$, hence

$$Y_z = \|\tilde{X}z\|^2 - \mathbb{E}\|\tilde{X}z\|^2 + 2\langle \mu_z, \tilde{X}z \rangle$$

using the fact that $\tilde{X}z$ is zero-mean.

Lemma 2. For any $z \in S^{n-1}$, Y_z in (35) based on $X_i = \mu_i + \sqrt{\Sigma_i}W_i$ is sub-exponential and

$$\mathbb{P}(|Y_z| \geq \kappa^2 \sigma_\infty^2 t) \leq 4 \exp \left[-c \min \left(\frac{t^2}{d + \kappa^{-2} \sigma_\infty^{-2} \|M\|^2}, t \right) \right]. \quad (36)$$

Recalling $\eta = d + \kappa^{-2} \sigma_\infty^{-2} \|M\|^2$, and changing t to ηt , (36) can be written as

$$\mathbb{P}(|Y_z| \geq \kappa^2 \sigma_\infty^2 \eta t) \leq 4 \exp \left[-c \eta \min(t^2, t) \right].$$

Letting $\delta = (\sqrt{Cn} + u)/\sqrt{\eta}$ and setting $t = \max(\delta^2, \delta)$, we obtain

$$\mathbb{P}(|Y_z| \geq \kappa^2 \sigma_\infty^2 \eta \max(\delta^2, \delta)) \leq 4 \exp(-c \eta \delta^2) \leq 4 \exp[-c(Cn + u^2)].$$

We can now use a discretization argument. Let \mathcal{N} be a $\frac{1}{4}$ -net of S^{n-1} , so that $|\mathcal{N}| \leq 9^n$. We have $\|K - \mathbb{E}K\| = \sup_{z \in S^{n-1}} |Y_z| \leq 2 \max_{z \in \mathcal{N}} |Y_z|$; see for example [Ver18, Exercise 4.4.3]. Letting $\varepsilon = 2\kappa^2 \sigma_\infty^2 \eta \max(\delta^2, \delta)$, we have

$$\begin{aligned} \mathbb{P}(\|K - \mathbb{E}K\| \geq \varepsilon) &\leq \mathbb{P}(\max_{z \in \mathcal{N}} |Y_z| \geq \varepsilon/2) \\ &\leq 4 \cdot 9^n \exp[-c(Cn + u^2)] \leq 4 \exp[-c(C_1 n + u^2)] \end{aligned}$$

where $C_1 = C - \log 9/c$ which can be made positive by take $C > \log 9/c$.

Proof of Lemma 2. Without loss of generality, assume $\Sigma_i \succ 0$ for all i . Define Y_z as in (35) based on $X_i = \mu_i + \sqrt{\Sigma_i}W_i$. Using vector notation (34), we have $\vec{X} = \vec{\mu} + \sqrt{\Sigma}\vec{W}$ where $\Sigma = \text{diag}(\Sigma_1, \dots, \Sigma_n)$ is the $nd \times nd$ block diagonal matrix with diagonal blocks Σ_i . We have $z^T K z = \|\sum_i z_i X_i\|^2 = \|Xz\|^2$. Let $\Gamma_z = z^T \otimes I_d \in \mathbb{R}^{d \times nd}$ where \otimes is the Kronecker matrix product. We note that

$$\Gamma_z \vec{X} = (z^T \otimes I_d) \vec{X} = [z_1 I_d \quad z_2 I_d \quad \cdots \quad z_n I_d] \begin{bmatrix} X_1 \\ \vdots \\ X_n \end{bmatrix} = Xz. \quad (37)$$

It follows that

$$Xz = \Gamma_z \vec{\mu} + \Gamma_z \sqrt{\Sigma} \vec{W} = \Gamma_z \sqrt{\Sigma} (\Sigma^{-1/2} \vec{\mu} + \vec{W}).$$

Letting $\vec{\xi} := \Sigma^{-1/2}\vec{\mu} + \vec{W}$, we have

$$\|Xz\|^2 = \|\Gamma_z \sqrt{\Sigma} \vec{\xi}\|^2 = \vec{\xi}^T A_z \vec{\xi}$$

where $A_z := \sqrt{\Sigma}^T \Gamma_z^T \Gamma_z \sqrt{\Sigma}$. Hence, $Y_z := z^T (K - \mathbb{E}K)z = \vec{\xi}^T A_z \vec{\xi} - \mathbb{E}(\vec{\xi}^T A_z \vec{\xi})$ and we can apply the extension of Hanson–Wright inequality, Theorem 6 in Appendix A.3 (with $d = 1$ and n replaced with nd), to obtain

$$\mathbb{P}(|Y_z| \geq \kappa^2 t) \leq 4 \exp \left[-c \min \left(\frac{t^2}{\|A_z\|_F^2 + \kappa^{-2} \|MA_z\|_F^2}, \frac{t}{\|A_z\|} \right) \right],$$

where $M = (\Sigma^{-1/2}\vec{\mu})^T \in \mathbb{R}^{1 \times nd}$. We obtain $MA_z = \vec{\mu}^T \Gamma_z^T \Gamma_z \sqrt{\Sigma}$. Using the inequality $\|AB\|_F \leq \|A\| \|B\|_F$ (*) which holds for any two matrices A and B , we have

$$\|MA_z\|_F^2 = \|\sqrt{\Sigma}^T \Gamma_z^T \Gamma_z \vec{\mu}\|_2^2 \leq \|\sqrt{\Sigma}\|^2 \|\Gamma_z\|^2 \|\Gamma_z \vec{\mu}\|_2^2 \leq \sigma_\infty^2 \|\Gamma_z \vec{\mu}\|_2^2$$

since $\|\Gamma_z\| = \|z\|_2 \|I_d\| = 1$ and $\|\sqrt{\Sigma}\|^2 = \|\Sigma\| = \max_i \|\Sigma_i\| = \sigma_\infty^2$ where the last equality is by definition. Also, by identity (37), $\Gamma_z \vec{\mu} = Mz$. Hence, $\sup_{z \in S^{d-1}} \|\Gamma_z \vec{\mu}\| = \|M\|$. Putting the pieces together, $\|MA_z\|_F^2 \leq \sigma_\infty^2 \|M\|^2$.

Now, consider the operator norm of A_z , for which we have

$$\|A_z\| \leq \|\sqrt{\Sigma}\|^2 \|\Gamma_z\|^2 = \sigma_\infty^2.$$

Finally, for the Frobenious norm of A_z ,

$$\|A_z\|_F \leq \|\sqrt{\Sigma}\|^2 \|\Gamma_z\| \|\Gamma_z\|_F = \sigma_\infty^2 \sqrt{d}$$

by repeated application of matrix inequality (*) and $\|\Gamma_z\|_F^2 = d \|z\|_2^2 = d$. We obtain

$$\mathbb{P}(|Y_z| \geq \kappa^2 t) \leq 4 \exp \left[-c \min \left(\frac{t^2}{\sigma_\infty^4 d + \kappa^{-2} \sigma_\infty^2 \|M\|^2}, \frac{t}{\sigma_\infty^2} \right) \right].$$

Changing t to $t\sigma_\infty^2$ gives the desired result. \square

4.4 Proof of Theorem 3

We will work with a block constant version of $\tilde{K}(\mu)$, denoted as $K_\sigma^*(\mu) = (K_\sigma^*(\mu_i, \mu_j)) \in \mathbb{R}^{n \times n}$, and defined as follows:

$$K_\sigma^*(\mu_i, \mu_j) = \Psi_{k\ell}, \quad \text{whenever } (i, j) \in \mathcal{C}_k \times \mathcal{C}_\ell. \quad (38)$$

where $\{\Psi_{k\ell}\}$ are the empirical averages defined in (21). Let $Z \in \{0, 1\}^{n \times K}$ be the membership matrix with rows z_i^T . Then, it is not hard to see that $\frac{1}{n} K_\sigma^*(\mu) = Z(\Psi/n)Z^T$ which resembles the mean matrix of a stochastic block model on the natural sparse scaling (see Eq. (4) in [ZA19]). Let us write

$$\sqrt{\delta} := \frac{1}{n} \|K(X) - \tilde{K}_\sigma(\mu)\|, \quad \sqrt{a} := \frac{1}{n} \|K(X) - K_\sigma^*(\mu)\|.$$

By the same argument as in the proof of Theorems 5 and 6 in [ZA19]—with $K(X)/n$ and $K_\sigma^*(\mu)/n$ playing the roles of A and P in that paper—as long as $Ra\tilde{\gamma} \leq C_1$ for some sufficiently

small constant C_1 , the misclassification rate of Algorithm 1 is bounded by Ra/γ^2 . Let $\sqrt{b} := \frac{1}{n} \|\tilde{K}_\sigma(\mu) - K_\sigma^*(\mu)\|$. By triangle inequality, $a \leq 2(\delta + b)$, and we have

$$\begin{aligned} b &\leq \frac{1}{n^2} \|\tilde{K}_\sigma(\mu) - K_\sigma^*(\mu)\|_F^2 = \frac{1}{n^2} \sum_{k,\ell} \sum_{i,j} z_{ik} z_{j\ell} (\tilde{K}_\sigma(\mu_i, \mu_j) - K_\sigma^*(\mu_i, \mu_j))^2 \\ &= \frac{1}{n^2} \sum_{k,\ell} n_k n_\ell v_{k\ell}^2 = \bar{v}^2. \end{aligned}$$

To control δ , note that $\tilde{K}_\sigma(\mu) = \mathbb{E}K(X)$ and apply Theorem 1 with $\Sigma_i = \sigma^2 \Sigma(\mu_i)/d$,

$$\begin{aligned} n^2 \delta &= \|K(X) - \mathbb{E}K(X)\|^2 \leq 16nL^2(\sigma_2^2 + t^2 \sigma_\infty^2) \\ &\leq 16nL^2 \left(\frac{\sigma^2}{d} \sum_{i=1}^n \text{tr}(\Sigma(\mu_i)) + t^2 \frac{\sigma^2}{d} \max_i \|\Sigma(\mu_i)\| \right). \end{aligned}$$

Putting the pieces together completes the proof in light of Theorems 5 and 6 in [ZA19].

4.5 Proof of Proposition 1

Let Y_1, \dots, Y_n be an independent sequence of variables and consider the U -statistic $U = \binom{n}{2}^{-1} \sum_{i < j} h(Y_i, Y_j)$ for some symmetric b -bounded function h . Then, one has the following consequence of bounded difference inequality [Wai19, Example 2.23]:

$$\mathbb{P}(|U - \mathbb{E}U| > t\sqrt{8b^2/n}) \leq 2e^{-t^2}.$$

Applying this result with $Y_i = \mu_i$ for $i \in \mathcal{C}_k$ and $h = \tilde{K}_\sigma$, with probability at least $1 - 2e^{-t^2}$,

$$|\Psi_{kk} - \Psi_{kk}^*| \leq t \frac{n_k - 1}{n_k} \sqrt{8b^2/n_k} \leq t\sqrt{8b^2/n_k}.$$

Now assume that $Y_1, \dots, Y_n, Z_1, \dots, Z_m$ are independent and let $V = (nm)^{-1} \sum_{i,j} h(Y_i, Z_j)$. Then, by a similar bounded difference argument,

$$\mathbb{P}(|V - \mathbb{E}V| > t\sqrt{8b^2/\min\{m, n\}}) \leq 2e^{-t^2}.$$

For $k \neq \ell$, applying this result with $Y_i = \mu_i, i \in \mathcal{C}_k$ and $Z_j = \mu_j, j \in \mathcal{C}_\ell$ gives the desired result. For the variance, we have $v_{k\ell}^2 = \mathbb{E}\tilde{K}_\sigma^2(X, Y) - \Psi_{k\ell}^2$ where $(X, Y) \sim \hat{P}_{k\ell}$. The first term is controlled similarly with b replaced with b^2 , since \tilde{K}_σ^2 is b^2 -bounded. For the second term, assume that $|\Psi_{k\ell} - \Psi_{k\ell}^*| \leq \delta_{k\ell}$. Then, $|\Psi_{k\ell}^2 - (\Psi_{k\ell}^*)^2| \leq 2b\delta_{k\ell}$. Thus, under the event that the bounds hold, we have

$$|v_{k\ell}^2 - (v_{k\ell}^*)^2| \leq \frac{t\sqrt{8}b^2}{\sqrt{n_k \wedge n_\ell}} + (2b) \frac{t\sqrt{8}b}{\sqrt{n_k \wedge n_\ell}}.$$

By a similar argument, $|D_{k\ell} - D_{k\ell}^*| \leq 8b\delta_{k\ell}$. Applying union bound over $2R^2$ pairs, required for controlling $\Psi_{k\ell}$ and $v_{k\ell}^2$, finishes the proof.

Acknowledgment

We thank Mark Rudelson for helpful comments, in particular, for the idea behind Lemma 1.

References

- [Ada15] Radoslaw Adamczak. A note on the Hanson-Wright inequality for random vectors with dependencies. en. *Electron. Commun. Probab.* 20 (2015).
- [BBZ07] Gilles Blanchard, Olivier Bousquet, and Laurent Zwald. Statistical properties of kernel principal component analysis. *Machine Learning* 66.2-3 (2007), pp. 259–294.
- [BN03] Mikhail Belkin and Partha Niyogi. Laplacian eigenmaps for dimensionality reduction and data representation. *Neural computation* 15.6 (2003), pp. 1373–1396.
- [Bra06] Mikio L Braun. Accurate error bounds for the eigenvalues of the kernel matrix. *Journal of Machine Learning Research* 7.Nov (2006), pp. 2303–2328.
- [CS13] Xiuyuan Cheng and Amit Singer. The spectrum of random inner-product kernel matrices. *Random Matrices: Theory and Applications* 2.04 (2013), p. 1350010.
- [DV13] Yen Do and Van Vu. The spectrum of random kernel matrices: universality results for rough and varying kernels. *Random Matrices: Theory and Applications* 2.03 (2013), p. 1350005.
- [EK+10a] Noureddine El Karoui et al. On information plus noise kernel random matrices. *The Annals of Statistics* 38.5 (2010), pp. 3191–3216.
- [EK+10b] Noureddine El Karoui et al. The spectrum of kernel random matrices. *The Annals of Statistics* 38.1 (2010), pp. 1–50.
- [FM15] Zhou Fan and Andrea Montanari. The spectral norm of random inner-product kernel matrices. *Probability Theory and Related Fields* (2015), pp. 1–59.
- [GK+06] Evarist Giné, Vladimir Koltchinskii, et al. Empirical graph Laplacian approximation of Laplace–Beltrami operators: Large sample results. *High dimensional probability*. Institute of Mathematical Statistics, 2006, pp. 238–259.
- [HAVL05] Matthias Hein, Jean-Yves Audibert, and Ulrike Von Luxburg. From graphs to manifolds—weak and strong pointwise consistency of graph Laplacians. *International Conference on Computational Learning Theory*. Springer. 2005, pp. 470–485.
- [Hei06] Matthias Hein. Uniform convergence of adaptive graph-based regularization. *International Conference on Computational Learning Theory*. Springer. 2006, pp. 50–64.
- [KG+00] Vladimir Koltchinskii, Evarist Giné, et al. Random matrix approximation of spectra of integral operators. *Bernoulli* 6.1 (2000), pp. 113–167.
- [KR15] Shiva Prasad Kasiviswanathan and Mark Rudelson. Spectral norm of random kernel matrices with applications to privacy. *arXiv preprint arXiv:1504.05880* (2015).
- [Led01] Michel Ledoux. *The concentration of measure phenomenon*. 89. American Mathematical Soc., 2001.
- [RBV10] Lorenzo Rosasco, Mikhail Belkin, and Ernesto De Vito. On learning with integral operators. *Journal of Machine Learning Research* 11.Feb (2010), pp. 905–934.

- [Sin06] Amit Singer. From graph to manifold Laplacian: The convergence rate. *Applied and Computational Harmonic Analysis* 21.1 (2006), pp. 128–134.
- [ST+05] John Shawe-Taylor, Christopher KI Williams, Nello Cristianini, and Jaz Kandola. On the eigenspectrum of the Gram matrix and the generalization error of kernel-PCA. *IEEE Transactions on Information Theory* 51.7 (2005), pp. 2510–2522.
- [STCK02] John Shawe-Taylor, Nello Cristianini, and Jaz S Kandola. On the concentration of spectral properties. *Advances in neural information processing systems*. 2002, pp. 511–517.
- [SWY+15] Geoffrey Schiebinger, Martin J Wainwright, Bin Yu, et al. The geometry of kernelized spectral clustering. *The Annals of Statistics* 43.2 (2015), pp. 819–846.
- [Ver12] Roman Vershynin. Introduction to the Non-Asymptotic Analysis of Random Matrices. *Compressed Sensing: Theory and Practice*. Ed. by Yonina C. Eldar and GittaEditors Kutyniok. Cambridge University Press, 2012, pp. 210–268.
- [Ver18] Roman Vershynin. *High-dimensional probability: An introduction with applications in data science*. Vol. 47. Cambridge University Press, 2018.
- [VLBB08] Ulrike Von Luxburg, Mikhail Belkin, and Olivier Bousquet. Consistency of spectral clustering. *The Annals of Statistics* (2008), pp. 555–586.
- [Wai19] Martin J Wainwright. *High-dimensional statistics: A non-asymptotic viewpoint*. Vol. 48. Cambridge University Press, 2019.
- [YPW+17] Yun Yang, Mert Pilanci, Martin J Wainwright, et al. Randomized sketches for kernels: Fast and optimal nonparametric regression. *The Annals of Statistics* 45.3 (2017), pp. 991–1023.
- [ZA19] Zhixin Zhou and Arash A Amini. Analysis of spectral clustering algorithms for community detection: the general bipartite setting. *Journal of Machine Learning Research* 20.47 (2019), pp. 1–47.

A Auxiliary results

A.1 Distance kernels are Lipschitz

Lemma 3. *A distance kernel K defined as in (3) is L -Lipschitz in the sense of (2).*

Proof. Let $K(x_1, x_2) = f(\|x_1 - x_2\|)$ where $f : \mathbb{R} \rightarrow \mathbb{R}$ is L -Lipschitz. Then, $|K(x_1, x_2) - K(y_1, y_2)| \leq L\|\|x_1 - x_2\| - \|y_1 - y_2\|\|$ using the fact that f is L -Lipschitz. Inequality (2) follows from: $\|\|a - b\| - \|c - d\|\| \leq \|a - c\| + \|b - d\|$. \square

A.2 Proof of Lemma 1

For part (a), we write

$$\begin{aligned}
\|K(X) - K(X')\|_F^2 &= \sum_{ij} [K(X_i, X_j) - K(X'_i, X'_j)]^2 \\
&\leq L^2 \sum_{ij} [\|X_i - X'_i\| + \|X_j - X'_j\|]^2 \\
&\leq 2L^2 \sum_{ij} [\|X_i - X'_i\|^2 + \|X_j - X'_j\|^2] \\
&= 4nL^2 \|X - X'\|_F^2
\end{aligned}$$

where the first inequality follows from (2). For part (b), let $F(X) = \|K(X) - a\|$. Then, $|F(X) - F(X')| \leq \|K(X) - K(X')\| \leq \|K(X) - K(X')\|_F$.

A.3 Hanson–Wright inequality for sub-Gaussian vectors

In this appendix, we give a generalization of Hanson–Wright inequality for the sub-Gaussian chaos [Ver18, Section 6.2] which could be of independent interest. For a matrix $A = (a_{ij}) \in \mathbb{R}^{n \times n}$, let us write $A^S = (A + A^T)/2$ for the symmetric part of A . We have

$$\operatorname{tr}(A^S B) = \operatorname{tr}(A^S B^T) = \operatorname{tr}(AB^S), \quad \forall A, B \in \mathbb{R}^{n \times n}. \quad (39)$$

Theorem 6. *Let $\{X_i, i = 1, \dots, n\} \subset \mathbb{R}^d$ be a collection of independent random vectors, each with independent sub-Gaussian coordinates. Let $\mu_i = \mathbb{E}[X_i]$ and*

$$M = (\mu_1 \mid \dots \mid \mu_n) \in \mathbb{R}^{d \times n}, \quad \kappa = \max_{i,k} \|X_{ik} - \mathbb{E}X_{ik}\|_{\psi_2}.$$

Let $A = (a_{ij})$ be an $n \times n$ matrix and $Z = \sum_{ij} a_{ij} \langle X_i, X_j \rangle$. Then, for any $t \geq 0$,

$$\mathbb{P}(|Z - \mathbb{E}Z| \geq \kappa^2 t) \leq 4 \exp \left[-c \min \left(\frac{t^2}{d \|A\|_F^2 + \kappa^{-2} \|MA^S\|_F^2}, \frac{t}{\|A\|} \right) \right].$$

Theorem 6 can be thought of as providing a concentration inequality for a general linear functional of the inner product kernel: $Z = \operatorname{tr}(A^T K) = \langle A, K \rangle$ where $K = (\langle X_i, X_j \rangle)$. the original Hanson–Wright inequality for sub-Gaussian variables corresponds to the case $d = 1$ and $M = 0$. We have used the case $d = 1$ (n changed to nd) and $M \neq 0$ in proving Lemma 2.

Proof of Theorem 6. Let us first prove the case where $M = 0$. Let $Z_k = \sum_{ij} a_{ij} X_{ik} X_{jk}$ so that $Z = \sum_{k=1}^d Z_k$, and note that this is a sum of independent terms. Without loss of generality, assume $\kappa = 1$. The proof of the 1-dimensional Hanson-Wright [Ver18, Chapter 6] shows that

$$\mathbb{E} e^{\lambda Z_k} \leq \exp(\lambda^2 C_1 \|A\|_F^2), \quad \text{for all } |\lambda| \leq \frac{1}{C_1 \|A\|}$$

for some constant $C_1 > 0$. By independence of $\{Z_k\}$, we obtain

$$\mathbb{E} e^{\lambda Z} = \prod_k \mathbb{E} e^{\lambda Z_k} \leq \exp(\lambda^2 C_1 d \|A\|_F^2) \quad \text{for all } |\lambda| \leq \frac{1}{C_1 \|A\|}$$

which combined with Lemma 4 below gives the result.

Now consider the general case, with possibly nonzero M . Let $\tilde{X}_i = X_i - \mu_i$ be the centered version of X_i , and let X, \tilde{X} and M be the matrices with columns $\{X_i\}, \{\tilde{X}_i\}$ and $\{\mu_i\}$, respectively. First note that $Z = \text{tr}(A^T X^T X) = \text{tr}(A^S X^T X)$ using (39) with $B = X^T X$. Let $Y = \text{tr}(A^S \tilde{X}^T \tilde{X})$ and $R = MA^S$. Then, we have

$$Z - \mathbb{E}Z = Y - \mathbb{E}Y + 2 \text{tr}(R^T \tilde{X}).$$

We can apply the zero-mean version of the result to the deviation $Y - \mathbb{E}Y$. For the second term, we note that $\text{tr}(R^T \tilde{X}) = \sum_{ik} R_{ik} \tilde{X}_{ik}$ which is a sum of independent sub-Gaussian variables, hence $\|\text{tr}(R^T \tilde{X})\|_{\psi_2}^2 \lesssim \sum_{ik} R_{ik}^2 \|\tilde{X}_{ik}\|_{\psi_2}^2 \leq \kappa^2 \|R\|_F^2$, giving the tail bound

$$\mathbb{P}(|\text{tr}(R^T \tilde{X})| > \kappa \|R\|_F t) \leq 2 \exp(-ct^2), \quad \forall t \geq 0.$$

Combining we have

$$\begin{aligned} \mathbb{P}(|Z - \mathbb{E}Z| \geq 2\kappa^2 t) &\leq \mathbb{P}(|Y - \mathbb{E}Y| \geq \kappa^2 t) + \mathbb{P}(|\text{tr}(R^T \tilde{X})| \geq \kappa^2 t) \\ &\leq 2 \exp\left[-c \min\left(\frac{t^2}{d\|A\|_F^2}, \frac{t}{\|A\|}\right)\right] + 2 \exp\left[-c \frac{t^2}{\kappa^{-2}\|R\|_F^2}\right] \\ &\leq 4 \exp\left[-c \min\left(\frac{t^2}{d\|A\|_F^2 + \kappa^{-2}\|R\|_F^2}, \frac{t}{\|A\|}\right)\right] \end{aligned}$$

which is the desired result. \square

We recall the following sub-exponential concentration result used in the proof of Theorem 6:

Lemma 4. *Assume that X is a zero-mean random variable satisfying $\mathbb{E}e^{\lambda X} \leq \exp(\lambda^2 v^2/2)$ for $|\lambda| \leq 1/\alpha$. Then, $\mathbb{P}(|X| \geq t) \leq 2 \exp(-\frac{1}{2} \min\{\frac{t^2}{v^2}, \frac{t}{\alpha}\})$ for all $t \geq 0$.*

B Details of examples

B.1 Details of Example 5

Consider the eigen-decomposition of

$$\tilde{u}\tilde{u}^T + \tilde{v}\tilde{v}^T = \lambda_1 x_1 x_1^T + \lambda_2 x_2 x_2^T \quad (40)$$

where $\{x_1, x_2, \dots, x_d\}$ is an orthonormal basis. Let us write $u_i = \langle u, x_i \rangle, i = 1, 2, \dots, d$ for the components of u along this basis and similarly for $v_i = \langle v, x_i \rangle$ and $w_i = \langle w, x_i \rangle$. Note that $w_i = 0$ for $i > 2$, almost surely. Similarly, $u_i = v_i = 0$ for $i > 2$. We also have $w_i \sim N(0, \lambda_i)$ for $i = 1, 2$ and the two coordinates are independent. It follows that

$$\begin{aligned} \tilde{K}_\sigma(u, v) &= \mathbb{E} \exp\left[-\frac{1}{2\tau^2} \sum_{i=1}^2 (u_i - v_i + \frac{\sigma}{\sqrt{d}} w_i)^2\right] \\ &= \frac{1}{s_1 s_2} \exp\left[-\frac{1}{2\tau^2} \sum_{i=1}^2 \frac{(u_i - v_i)^2}{s_i^2}\right], \quad s_i^2 = 1 + \frac{\sigma^2 \lambda_i}{\tau^2 d} \end{aligned}$$

using Lemma 6 in Appendix B.4. Let $\tilde{u}_i = \langle \tilde{u}, x_i \rangle$, $\tilde{v}_i = \langle \tilde{v}, x_i \rangle$ and $\alpha = \langle \tilde{u}, \tilde{v} \rangle$. Assuming that $\lambda_1 \geq \lambda_2$, it is not hard to see that $\lambda_1 = 1 + |\alpha|$ and $\lambda_2 = 1 - |\alpha|$. We also have $\tilde{u}_1^2 = \tilde{v}_1^2 = \frac{1}{2}(1 + |\alpha|)$ and $\tilde{u}_2^2 = \tilde{v}_2^2 = \frac{1}{2}(1 - |\alpha|)$ (which can be obtained by multiplying (40) by \tilde{u}^T and \tilde{v} , and solving the resulting system, and similarly for \tilde{v} .) This system has eight solutions out of which we have to pick four (the two eigenvectors up to their sign ambiguities).

We have $\lambda_i x_i = \tilde{u}_i \tilde{u} + \tilde{v}_i \tilde{v}$ and applying the eigenvector definition, we obtain (assuming that $\{\tilde{u}, \tilde{v}\}$ are linearly independent) $(1 - \lambda_i)u_i = -\alpha v_i$. When $\alpha \neq 0$, we obtain $\tilde{v}_1 = \text{sign}(\alpha)\tilde{u}_1$ and $\tilde{v}_2 = -\text{sign}(\alpha)\tilde{u}_2$. The result in (28) follows by noting that $u_1 = \|u\|\tilde{u}_1$ and $v_1 = \|v\|\tilde{v}_1$.

B.2 Details of Example 6

We start with the following lemma:

Lemma 5. *Let θ and θ' be independent variables, uniformly distributed on the unit sphere S^{d-1} . Then, $\sqrt{2d}\langle \theta, \theta' \rangle \rightsquigarrow N(0, 1)$ as $d \rightarrow \infty$.*

Proof. Letting $U := (\langle \theta, \theta' \rangle + 1)/2$, one can show that $U \sim \text{Beta}((d-1)/2, (d-1)/2)$. Writing $U = X/(X+Y)$ for independent Gamma($(d-1)/2, 1$) variables X and Y , applying bivariate CLT to (X, Y) , followed by the delta method, gives $\sqrt{2d}(2U - 1) \rightsquigarrow N(0, 1)$ as $d \rightarrow \infty$ which is the desired result. \square

Thus, for d large enough, $\langle \theta, \theta' \rangle$ is approximately distributed as $N(0, 1/(2d))$. Recalling that $\psi_d(u) = \mathbb{E} \exp(u\langle \theta, \theta' \rangle)$ and using the fact that $\mathbb{E}[e^{\lambda Z}] = \exp(\frac{1}{2}\lambda^2 \sigma^2)$ for $Z \sim N(0, \sigma^2)$, we obtain the claimed approximation $\psi_d(u) \approx \exp(u^2/4d)$ for $u \ll d$.

B.3 Details of Example 7

Fix r_k and r_ℓ and recall that θ and θ' are uniformly distributed on S^{d-1} . We write $f_d(\alpha) = \tilde{K}_\sigma(r_k \theta, r_\ell \theta')$ where \tilde{K}_σ is given by (28) and $\alpha = \langle \theta, \theta' \rangle$. Note that this definition of α matches that used in (28) with $u = r_k \theta$ and $v = r_\ell \theta'$. Let us define

$$\bar{f}(\alpha) = \exp \left[-\frac{1}{2\tau^2} (r_1^2 + r_2^2 - 2\alpha r_1 r_2) \right].$$

It is not hard to see $f_d(\alpha) \rightarrow \bar{f}(\alpha)$ uniformly as $d \rightarrow \infty$. In fact, $\sup_\alpha |f_d(\alpha) - \bar{f}(\alpha)| \leq C/d$ where the constant C only depends on σ^2/τ^2 . It follows that for the mean and variance, we can pass from $f_d(\alpha)$ to $\bar{f}(\alpha)$. The rest of the argument follows as that of Example 6.

B.4 Mean Gaussian kernel

In this appendix, we derive the mean kernel matrix $\mathbb{E}K$ for the Gaussian kernel (8) under the Gaussian data model (7). In fact, it is easier to work with the rescaled version of the model: $X_i = \mu_i + \sigma_i z_i$ where z_i are iid $N(0, I_d)$. Fix $i \neq j$, let $\sigma_{ij}^2 := \sigma_i^2 + \sigma_j^2$ and $m^{ij} = (\mu_i - \mu_j)/\tau \in \mathbb{R}^d$. Note that $w_{ij} := (\sigma_i z_i - \sigma_j z_j)/\sigma_{ij} \sim N(0, I_d)$. We have

$$K(X_i, X_j) = \mathbb{E} \exp \left(-\frac{1}{2} \left\| m^{ij} + \frac{\sigma_{ij}}{\tau} w_{ij} \right\|^2 \right).$$

Lemma 6. Let $w \sim N(0, 1)$. Then, for any $m, t \in \mathbb{R}$,

$$\tilde{K}(m; t) := \mathbb{E} \exp \left[-\frac{1}{2}(m + tw)^2 \right] = \frac{1}{s} \exp \left(-\frac{m^2}{2s^2} \right)$$

where $s^2 = 1 + t^2$.

Applying the lemma, setting $s_{ij}^2 = 1 + (\sigma_{ij}/\tau)^2$, we have

$$\begin{aligned} \mathbb{E}K(X_i, X_j) &= \prod_{k=1}^d \mathbb{E} \exp \left[-\frac{1}{2} \left(m_k^{ij} + \frac{\sigma_{ij}}{\tau} [w_{ij}]_k \right)^2 \right] \\ &= \prod_{k=1}^d \tilde{K} \left(m_k^{ij}; \frac{\sigma_{ij}}{\tau} \right) \\ &= \prod_{k=1}^d \frac{1}{s_{ij}} \exp \left(-\frac{(m_k^{ij})^2}{2s_{ij}^2} \right) = \frac{1}{s_{ij}^d} \exp \left(-\frac{\|m^{ij}\|^2}{2s_{ij}^2} \right), \quad i \neq j \end{aligned}$$

which is the desired result (after changing σ_j to σ_j/\sqrt{d}).

Proof of Lemma 6. We have

$$\tilde{K}(m; t) = \frac{1}{\sqrt{2\pi}} \int_{\mathbb{R}} e^{-x^2/2} e^{-(m+tx)^2/2} dx$$

Letting $s^2 = 1 + t^2$, we obtain

$$\begin{aligned} x^2 + (m + tx)^2 &= s^2 x^2 + m^2 + 2mtx \\ &= s^2 (x + mts^{-2})^2 - (mt)^2 s^{-2} + m^2 \\ &= s^2 (x + mts^{-2})^2 + m^2 s^{-2} \end{aligned}$$

using $1 - t^2 s^{-2} = s^{-2}$. It follows that

$$\begin{aligned} \tilde{K}(m; t) &= \frac{1}{\sqrt{2\pi}} e^{-m^2 s^{-2}/2} \int_{\mathbb{R}} e^{-s^2 (x + mts^{-2})^2/2} dx \\ &= \frac{1}{s} e^{-m^2 s^{-2}/2} \int_{\mathbb{R}} \frac{s}{\sqrt{2\pi}} e^{-s^2 (x + mts^{-2})^2/2} dx. \end{aligned}$$

The integral is equal to 1 since the integrand is a Gaussian probability density. \square