

Fragile Glasses Associated with a Dramatic Drop of Entropy under Supercooling

Chun-Shing Lee¹, Matteo Lulli^{1,2}, Ling-Han Zhang³, Hai-Yao Deng⁴, and Chi-Hang Lam^{1*}

¹*Department of Applied Physics, Hong Kong Polytechnic University, Hong Kong, China*

²*Department of Mechanics and Aerospace Engineering,*

Southern University of Science and Technology, Shenzhen, Guangdong 518055, China

³*Department of Physics, Carnegie Mellon University, Pittsburgh, Pennsylvania 15213, USA*

⁴*School of Physics and Astronomy, Cardiff University,*

5 The Parade, Cardiff CF24 3AA, Wales, United Kingdom

(Dated: December 22, 2020)

We perform kinetic Monte Carlo simulations of a distinguishable-particle lattice model of structural glasses with random particle interactions. By varying the interaction distribution and the average particle hopping energy barrier, we obtain an extraordinarily wide range of kinetic fragility. A stretching exponent, characterizing structural relaxation, is found to decrease with the kinetic fragility in agreement with experiments. The most fragile glasses are those exhibiting low hopping barriers and, more importantly, dramatic drops of entropies upon cooling toward the glass transition temperatures. The entropy drops reduce possible kinetic pathways and lead to dramatic slowdowns in the dynamics. In addition, the kinetic fragility is shown to correlate with a thermodynamic fragility.

An important concept in the study of structural glasses [1–3] is the kinetic fragility, often simply called the glass fragility, which has been investigated in great detail for different types of glass formers [4–7]. It describes how rapidly the dynamics slows down when temperature decreases. The dynamics is typically characterized by viscosity, structural relaxation time [8, 9], or particle diffusion coefficient [10, 11]. Glasses possessing the most dramatic slowdown are classified as fragile, whereas the opposite are referred to as strong. Several models of glasses have been able to reproduce a range of kinetic fragilities [12–16]. A closely related thermodynamic fragility [17] has also been defined and is based on how dramatically the entropy drops as the temperature decreases. Experimental results indicate, in general, a positive correlation between the kinetic and thermodynamic fragilities [17, 18]. Yet, a fundamental understanding of the fragilities and their relationship is still lacking.

In this Letter, we study the kinetic and thermodynamic fragilities using a recently proposed distinguishable particle lattice model (DPLM) of structural glasses [19]. Lattice models are instrumental in statistical physics. Celebrated examples include the Ising model for magnetism and the Edwards-Anderson model for spin glasses [20]. By bridging between analytic theory and more realistic models, they play pivotal roles in the solution and intuitive understanding of the systems concerned. The DPLM aims at this bridging task for the study of structural glass. It possesses exactly solvable equilibrium statistics [19] and is promising for analytical treatment [21, 22]. In support of its validity as a model of glass, DPLM has successfully reproduced typical glassy behaviors [19], a remarkable phenomenon known as Kovacs’ expansion gap paradox [23], as well as Kovacs’ effect for the aging of glasses [24]. It captures in simpler and

more tractable form the relevant physics seen in molecular dynamics (MD) and other realistic models, which in turn are more detailed approximate models of glasses. This should be a worthwhile approach considering that direct analytical treatment of MD or experimental systems in finite dimensions has proved exceedingly challenging and controversial [3].

Here, we show that both the kinetic and thermodynamic fragilities of the DPLM can be varied over wide ranges of values via the fine-tuning of its kinetic and thermodynamic properties. Modeled glasses with higher kinetic fragilities in general exhibit smaller stretching exponents as well as higher thermodynamic fragilities, in good qualitative agreement with experiments. The fundamental mechanisms behind the fragility variations in this model are intuitively understandable, and are likely applicable also to realistic glasses [22].

We adopt the DPLM proposed in Ref. [19], with minor differences explained in Sec. I in supplementary information (SI). It is defined on a 2D square lattice of size L^2 with $L = 100$ and unit lattice constant following periodic boundary conditions. There are N distinguishable particles on the lattice labeled from 1 to N . Each lattice site i can be occupied by at most one of the particles with a particle index $s_i = 1, 2, \dots, N$. For unoccupied sites, i.e., sites occupied by voids, $s_i = 0$. A void density of $\phi_v = 0.01$ is considered. A particle configuration is specified by the set of particle indices $\{s_i\}$ over all sites. The total energy is

$$E = \sum_{\langle i,j \rangle'} V_{s_i s_j}, \quad (1)$$

where the sum is restricted to nearest neighbor (NN) sites i and j occupied by particles. The interaction V_{kl} for each pair of adjacent particles k and l is sampled before the start of the simulation from the pair-interaction distribution $g(V_{kl})$ and fixed subsequently. The particle index s_i is time dependent since the site i will be visited by

* Email: C.H.Lam@polyu.edu.hk

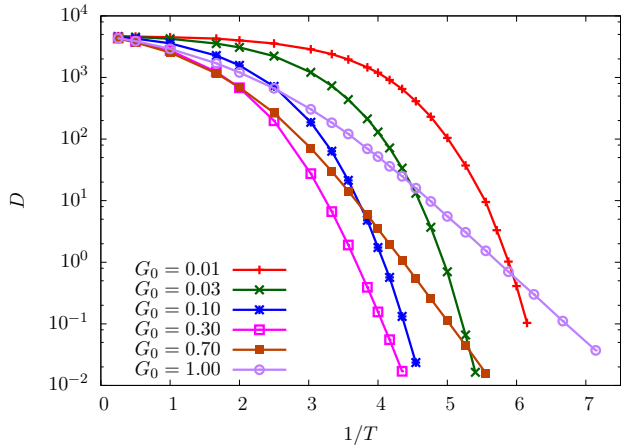


Figure 1. Arrhenius plot of D for various G_0 at $E_0 = 0$. The system with a lower G_0 is more super-Arrhenius.

different particles as the system evolves. Thus, $V_{s_i s_j}$ in Eq. (1) is time dependent, although any V_{kl} for any given particles k and l is quenched. Dimensionless units will be adopted.

Particle distinguishability and particle-dependent interactions are directly justifiable for polydisperse or polymer systems. For identical-particle systems, it instead accounts effectively for the generally different frustration states experienced by the particles. It also models high-entropy alloys [25] in the limit of a large number of atomic species. Being a lattice model, particle vibrations are not explicitly accounted for. A particle configuration more precisely models an inherent state of a realistic system [22].

A main feature of our work is the random sampling for each $V_{kl} \in [V_0, V_1] \equiv [-0.5, 0.5]$ from a *bicomponent distribution* consisting of a uniform and a delta function representing, respectively, unexcited and excited states given by

$$g(V) = \frac{G_0}{\Delta V} + (1 - G_0)\delta(V - V_1), \quad (2)$$

where $\Delta V = V_1 - V_0 = 1$ and δ denotes the Dirac delta function. Here, $G_0 \in [0, 1]$ is our main thermodynamic parameter controlling the fragilities. It equals the probabilistic weight of the uniform unexcited component of the distribution and also the probability density $g(V_0)$ at the ground state energy V_0 . For $G_0 = 1$, Eq. (2) reduces to the uniform distribution adopted in Ref. [19], which leads to a strong glass. Alternatively, for $G_0 = 0$, all interactions are at the excited energy state V_1 and the model reduces to a simple identical-particle lattice gas with a uniform particle interaction.

We assume a void-induced dynamics, which has been directly observed in recent experiments on glassy colloidal systems [26]. Using the Metropolis algorithm, each particle can hop to an unoccupied NN site at temperature

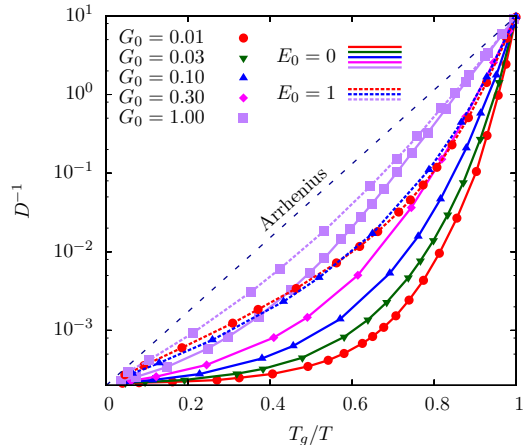


Figure 2. Kinetic Angell plot of D^{-1} against T_g/T for various G_0 and E_0 , where T_g for each curve is defined at $D_r = 10^{-1}$. A low G_0 gives a fragile system. For a given G_0 , increasing E_0 makes the system stronger.

T at a rate

$$w = \begin{cases} w_0 \exp[-(E_0 + \Delta E)/k_B T] & \text{for } \Delta E > 0, \\ w_0 \exp(-E_0/k_B T) & \text{for } \Delta E \leq 0, \end{cases} \quad (3)$$

where ΔE is the change in the system energy E given by Eq. (1) due to the hop and $k_B = 1$ is the Boltzmann constant. We put $w_0 = 10^6$. The hopping energy barrier offset $E_0 \geq 0$ is our main kinetic model parameter for controlling the fragilities. Our algorithm satisfies detailed balance.

Kinetic Monte Carlo simulations have been performed on the DPLM, starting from directly constructed initial equilibrium configurations [19]. We report here our main results while further details are given in Sec. II in SI. The particle mean squared displacement defined as $\text{MSD} = \langle |\mathbf{r}_l(t) - \mathbf{r}_l(0)|^2 \rangle$ is calculated, where $\mathbf{r}_l(t)$ denotes the position of particle l at time t . The particle diffusion coefficient D is computed according to $D = (1/2d) (\text{MSD}/t)$, where $d = 2$ is the dimension of the system, at sufficiently large values of t in the diffusion regime.

The Arrhenius plot in Fig. 1 shows D against $1/T$ for $E_0 = 0$ and various G_0 . We observe that $\log D$ decreases with $1/T$ faster than linearly, demonstrating a super-Arrhenius slowdown. The dependence of D on G_0 for any given T is nonmonotonic. Yet, the super-Arrhenius behavior strengthens monotonically as G_0 decreases. This can be clearly seen in a *kinetic Angell* plot in Fig. 2, which plots D^{-1} against T_g/T for $E_0 = 0$ (solid lines) using the data from Fig. 1. We have defined the glass transition temperature T_g as T at which $D = D_r \equiv 10^{-1}$, where the reference diffusion coefficient D_r is about the lowest value we can simulate. We observe that D now varies monotonically with G_0 for any given T_g/T . More importantly, the super-Arrhenius property clearly strengthens monotonically as G_0 decreases. Related kinetic Angell

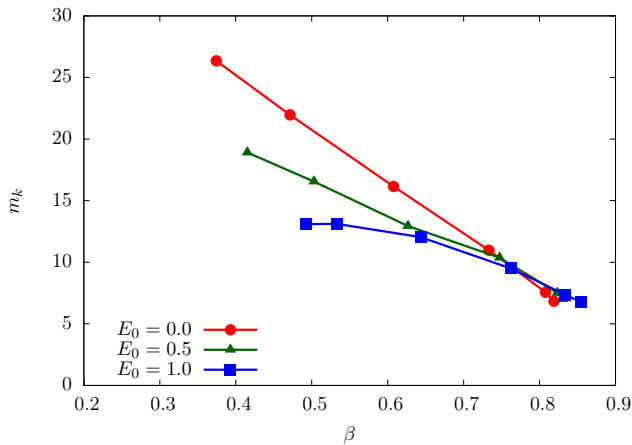


Figure 3. Relationship between m_k and β at $E_0 = 0, 0.5, 1$ with $G_0 = 0.01, 0.03, 0.1, 0.3, 0.7, 1$ (from left to right).

plot of structural relaxation time extracted from self-intermediate scattering function shows closely analogous trends (see Sec. II in SI).

Figure 2 also shows D^{-1} for $E_0 = 1$ (dotted lines). Results are simply obtained from values of D for $E_0 = 0$ after rescaling time by a factor $\exp(E_0/k_B T)$, noting that T_g has to be recalculated since D_r is not rescaled. We observe that a smaller E_0 strengthens the super-Arrhenius property at any given G_0 . The results in Fig. 2 capture many qualitative features in experimental findings [5–7].

The kinetic fragility m_k describes the super-Arrhenius property quantitatively and is defined by $m_k = \partial \log D^{-1} / \partial (T_g/T) |_{T=T_g}$. We obtain a wide range of values of m_k from 6.76 to 26.35. These values are in general smaller than experimental ones typically in the range from 25 to 150 [27], but this is only due to a rather small D_r adopted for defining T_g . An extrapolation to $D_r = 10^{-14}$ is performed so that nearly 18 orders of magnitude of D are considered, similar to analyses of structural relaxation time and viscosity in experiments [8, 9]. Then, m_k ranges from 21.4 for large G_0 and E_0 and 120 for $G_0 = 0.01$ and $E_0 = 0$, consistent with the experimental range (see Sec. III in SI).

To further establish the physical relevance of the DPLM, we proceed to show that relaxation and thermodynamic properties of the strong and fragile glasses from this model are consistent with experiments. First, structural relaxation is studied by measuring the self-intermediate scattering function

$$F_s(\mathbf{q}, t) = \left\langle e^{i\mathbf{q} \cdot (\mathbf{r}_l(t) - \mathbf{r}_l(0))} \right\rangle, \quad (4)$$

where $q = (2\pi/L)q'$ with $q' = 10$. The results are nicely fitted by the stretched exponential function $A \exp[-(t/\tau)^\beta]$ for $t \gtrsim \tau$, where β , τ , and A are, respectively, the stretching exponent, the relaxation time, and a constant close to unity. Figure 3 plots m_k against β at T_g for various G_0 and E_0 . It shows that m_k tends to decrease approximately linearly with β , in agreement with

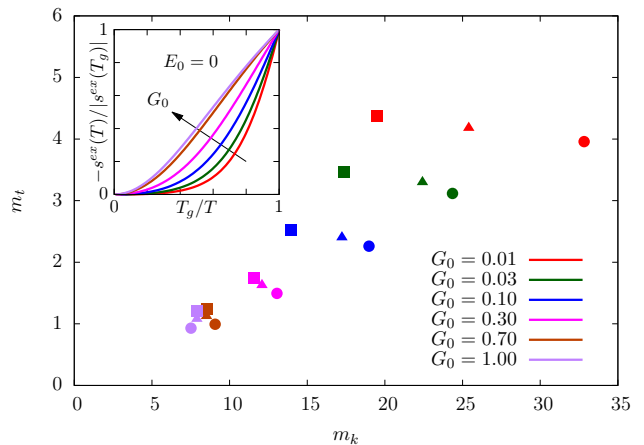


Figure 4. Plot of m_t against m_k at $E_0 = 0$ (circle), 0.5 (triangle), and 1 (square) for various G_0 . Inset: Thermodynamic Angell plot of $-s^{\text{ex}}(T)/|s^{\text{ex}}(T_g)|$ at $E_0 = 0$.

a trend observed previously in experiments [27]. In addition, the obtained range 0.37 to 0.81 of β is comparable to that from experiments. Results on β are not significantly affected by using smaller values of D_r , especially for the fragile glasses since T_g only changes slightly.

Second, we study the thermodynamic properties of our model by calculating an entropy-based *thermodynamic fragility*. The equilibrium statistics including the partition function Z of the DPLM are exactly known [19]. The entropy per particle $s(T)$ is computed accordingly. We further define an excess entropy per particle $s^{\text{ex}}(T) = s(T) - s^{\text{LG}}$ over the entropy s^{LG} of a simple lattice gas [28]. [See Eq. (S23).] The inset of Fig. 4 shows a *thermodynamic* Angell plot of $-s^{\text{ex}}(T)/|s^{\text{ex}}(T_g)|$ against T_g/T for $E_0 = 0$ and different G_0 . The results resemble those of closely related thermodynamic Angell plots from experiments [29] as well as the kinetic Angell plot in Fig. 2. An increased E_0 alters the curvature only slightly for all values of G_0 . In general, a strong glass with $G_0 = 1$ is also thermodynamically strong with a close-to-linear relation, while a fragile glass at $G_0 = 0.01$ shows the most dramatic variations. The trend is in general similar if other forms of thermodynamic Angell plots [29] are considered.

We define a thermodynamic fragility m_t as

$$m_t = \left. \frac{\partial (-s^{\text{ex}}(T)/|s^{\text{ex}}(T_g)|)}{\partial (T_g/T)} \right|_{T=T_g}, \quad (5)$$

which is analogous to the kinetic counterpart m_k . Figure 4 shows the kinetic fragility m_k against the thermodynamic fragility m_t for various G_0 and E_0 , displaying a clear tendency of a positive correlation, i.e., $m_t \sim m_k$. The correlation is consistent with the general trend observed in experiments based on related definitions [29] and is mainly caused by the similar dependencies of m_k and m_t on G_0 .

We have studied glass fragility using the DPLM for

various values of model parameters G_0 and E_0 . The most fragile glass is obtained at small G_0 and $E_0 = 0$. Extrapolating our simulation results toward $G_0 \rightarrow 0$, the kinetic fragility m_k appears to rise unboundedly (see Fig. S12). The DPLM may hence model in-principle arbitrarily fragile glasses. Simulations at very small G_0 are, however, prohibitively intensive due to increased finite-size effects. At $G_0 = 0$, the model reduces to a simple lattice gas, which is not glassy. A high m_k thus requires a small but nonvanishing probability of low-energy particle pairings.

We argue that G_0 is the main material parameter which captures the relevant particle interaction characteristics and determines the fragilities m_t and m_k in glasses. The value of G_0 in a glass depends on the detailed molecular interactions and is strongly affected, for example, by the geometries of any tightly bounded groups of atoms. A fragile glass obtained at a small G_0 can be intuitively understood as follows. At high T , all particle configurations are possible, leading to a high entropy $s(T)$ independent of G_0 . Most interactions take the excited states with energy V_1 due to their high probabilistic weight $1 - G_0$ [see Eq. (2)]. Particle pairings with unexcited energies close to V_0 are in contrast rare due to the small probabilistic weight G_0 . As T decreases, the lower energies render them energetically favorable and increasingly dominant. The entropy $s(T)$ thus drops dramatically and becomes small at low T , accounting for a high m_t .

We further suggest that this high m_t is closely correlated to a high m_k . This is because the system dynamics at low T amounts to sampling various energetically favorable configurations. The rarity of these configurations as indicated by the low entropy implies highly constrained kinetic pathways of particle motions. This leads to a sharp drop in D as described by a large m_k . A possible characteristic of constrained kinetics is repetitive particle motions. Our picture is thus supported by a sharp increase in a particle return probability but a mild drop of the particle hopping rate as T decreases as explained in Sec. II in SI. The thermodynamic parameter G_0 therefore strongly impacts the system thermodynamics and hence also the kinetics. In contrast, the kinetic parameter E_0 is of lesser importance to the fragility properties. By controlling the hopping barrier, it clearly has a strong and direct impact on m_k . However, it plays no role in the equilibrium statistics and in particular in the system entropy [see Eq. (S23)]. It has a tiny impact on m_t only by influencing the value of T_g at which m_t is evaluated. Not accounting for the correlation between m_k and m_t observed in experiments, we expect E_0 to play a smaller role in the variation of m_k among various glasses.

The particle interaction distribution $g(V)$ has been taken with a bicomponent form consisting of a low-energy uniform distribution and a high-energy delta function for simplicity. The delta function represents excited particle interactions more relevant at higher T and replacing it by some narrow Gaussian leads to similar simulation results.

The uniform distribution is the simplest continuous distribution with a lower bound V_0 , corresponding to the energy minimum present in typical pair potentials such as the Lennard-Jones potential. The continuous form of $g(V)$ around V_0 is expected to lead to glassy behaviors even at a very low T , as the model reduces to one with a single uniform distribution studied in Ref. [19].

The DPLM with a bicomponent $g(V)$ is closely related to a bond excitation model proposed by Moynihan and Angell [30], in which particle bonds can assume either an unexcited or excited state (see Sec. VI in SI). At low T , the realized interactions $V_{s_i s_j}$ from the uniform unexcited component have a small energy spread of about $k_B T$ around $V_0 + k_B T$. Neglecting this energy spread, the ratio of the degeneracy of the excited states to that of the unexcited states is about $(1 - G_0)/G_0$, leading to an entropy difference

$$\Delta S^0 \simeq k_B \ln[(1 - G_0)/G_0]. \quad (6)$$

Considering $G_0 = 0.01$ corresponding to fragile glasses, we get $\Delta S^0 \simeq 4.60 k_B$. A more accurate calculation using Eq. (S45) gives a similar value of $\Delta S^0 \simeq 5.42 k_B$. Reverting to physical units with $k_B = 8.315$ J/mol K, it gives $\Delta S^0 \simeq 45.1$ J/K per mole of excitable states. This value matches that of ΔS^0 , for example, for toluene in Ref. [30], which has a high $m_k = 103$. In addition, $\Delta H^0 \simeq 1 - k_B T_g$ is the energy difference between the excited and unexcited states in our model. At $T_g \simeq 0.163$, $\Delta H^0/k_B T_g \simeq (1 - 0.163)/0.163 \simeq 5.15$ for $G_0 = 0.01$. It compares well with the value 6.95 for toluene in Ref. [30].

The quantitative consistency demonstrated above means that the bond excitation model provides a simplified theoretical description for the thermodynamic properties of the DPLM with the bicomponent $g(V)$. Moreover, the success of the bond excitation model in describing the entropy of fragile glasses in Ref. [30] justifies the bicomponent form of $g(V)$ used in this work. From Eq. (6), a fragile glass characterized by a small G_0 possesses a large ΔS^0 . These material parameters depend on the detailed molecular interactions. For molecular or polymer glasses which are often fragile, their values may reflect that the geometrically complex molecules fit well with each other to form very stable bonds only at a rare set of orientations and conformations. In contrast, strong glasses including network glasses may consist of simpler structures such as tetrahedrons. A simple random spread of the interactions due to frustration can then account for $G_0 \simeq 1$ and a small ΔS^0 .

We have found that the thermodynamic parameter G_0 has the strongest impacts on both m_k and m_t . In contrast, the kinetic parameter E_0 also plays a significant role for m_k but not so much for m_t . Further simulations show that the void density ϕ_v has rather small effects on both m_k and m_t , as long as $\phi_v \ll 1$ which ensures the glassy state. One can also consider model variations such as a different $g(V)$. Since glass properties depend on multiple model parameters, the relations discussed here between m_k , m_t , and β are only general trends assuming

small variations in other parameters. Exceptions are thus possible in more general settings. From another point of view, the value of m_k does not uniquely determine the precise geometry of the whole curve in the Angell plot in Fig. 2 when multiple material parameters are taken into account. These are fully consistent with experimental observations [5].

To sum up, we have studied fragility properties of glasses using kinetic Monte Carlo simulations and analytic calculations based on the DPLM. A wide range of values of kinetic fragility is reproduced, indicating the possibility of arbitrarily fragile glasses limited only by computational resources. The kinetic fragility is mainly controlled via a thermodynamic parameter G_0 , dictating the probability distribution of particle pair interactions. The most fragile glass is obtained at small G_0 corresponding to the case that pair interactions can take low-energy states with a small but nonvanishing probability, i.e. low-entropy unexcited states. These configurations physically represent rare pairings between particles with exception-

ally stable arrangements. As the temperature decreases, particle configurations are increasingly constrained to these low-energy pairings. This causes a dramatic drop in the entropy associated with a dramatic slowdown in the dynamics, resulting, respectively, in high thermodynamic and kinetic fragilities. Our model, upon variations in G_0 , exhibits correlations between kinetic fragility, thermodynamic fragility, and a relaxation stretching exponent, in qualitative agreement with general trends observed in experiments. The kinetic fragility is also affected by a kinetic model parameter E_0 . A fragile glass is obtained at small E_0 corresponding to particle hopping activation barriers with an average which is small compared to their fluctuations.

We thank the support of Hong Kong GRF (Grant No. 15330516), Hong Kong PolyU (Grant No. 1-ZVGH), and National Natural Science Foundation of China (Grant No. 11974297).

-
- [1] L. Berthier and G. Biroli, “Theoretical perspective on the glass transition and amorphous materials,” *Rev. Mod. Phys.* **83**, 587 (2011).
- [2] J. P. Garrahan, P. Sollich, and C. Toninelli, “Kinetically constrained models,” in *Dynamical Heterogeneities in Glasses, Colloids and Granular Media*, edited by L. Berthier, G. Biroli, J.-P. Bouchaud, L. Cipelletti, and W. van Saarloos (Oxford University Press, 2011).
- [3] F. H. Stillinger and P. G. Debenedetti, “Glass transition thermodynamics and kinetics,” *Annu. Rev. Condens. Matter Phys.* **4**, 263 (2013).
- [4] R. Bohmer, K. L. Ngai, C. A. Angell, and D. J. Plazek, “Nonexponential relaxations in strong and fragile glass formers,” *J. Chem. Phys.* **99**, 4201 (1993).
- [5] C. A. Angell, “Formation of glasses from liquids and biopolymers,” *Science* **267**, 1924 (1995).
- [6] L.-M. Wang, C. Austen Angell, and R. Richert, “Fragility and thermodynamics in nonpolymeric glass-forming liquids,” *J. Chem. Phys.* **125**, 074505 (2006).
- [7] Daniele Giordano and Donald B. Dingwell, “The kinetic fragility of natural silicate melts,” *Journal of Physics: Condensed Matter* **15**, S945–S954 (2003).
- [8] C. A. Angell, “Relaxation in liquids, polymers and plastic crystals — strong/fragile patterns and problems,” *J. Non-Cryst. Solids* **131-133**, 13 (1991).
- [9] C. Alba, L. E. Busse, D. J. List, and C. A. Angell, “Thermodynamic aspects of the vitrification of toluene, and xylene isomers, and the fragility of liquid hydrocarbons,” *J. Chem. Phys.* **92**, 617 (1990).
- [10] F. Fujara, B. Geil, H. Sillescu, and G. Fleischer, “Translational and rotational diffusion in supercooled orthoterphenyl close to the glass transition,” *Z. Phys. B* **88**, 195 (1992).
- [11] D. Coslovich and G. Pastore, “Understanding fragility in supercooled lennard-jones mixtures. i. locally preferred structures,” *J. Chem. Phys.* **127**, 124504 (2007).
- [12] J. P. Garrahan and D. Chandler, “Geometrical explanation and scaling of dynamical heterogeneities in glass forming systems,” *Phys. Rev. Lett.* **89**, 035704 (2002).
- [13] F. Sausset, G. Tarjus, and P. Viot, “Tuning the fragility of a glass-forming liquid by curving space,” *Phys. Rev. Lett.* **101**, 155701 (2008).
- [14] A. Parmar and S. Sastry, “Kinetic and thermodynamic fragilities of square well fluids with tunable barriers to bond breaking,” *J. Phys. Chem. B* **119**, 11243 (2015).
- [15] O. Misaki, K. Kang, and M. Kunimasa, “Tuning pairwise potential can control the fragility of glass-forming liquids: from a tetrahedral network to isotropic soft sphere models,” *J. Stat. Mech.* **2016**, 074002 (2016).
- [16] S. Ciarella, R. A. Biezemans, and L. Janssen, “Understanding, predicting, and tuning the fragility of vitrimeric polymers,” arXiv:1910.00468 (2019).
- [17] C. A. Angell and K. Ueno, “Soft is strong,” *Nature* **462**, 45 (2009).
- [18] F. Giulia, D. and B. Livio, “Thermodynamic and dynamic fragility in metallic glass-formers,” *Acta Materialia* **61**, 2260 (2013).
- [19] L.-H. Zhang and C.-H. Lam, “Emergent facilitation behavior in a distinguishable-particle lattice model of glass,” *Phys. Rev. B* **95**, 184202 (2017).
- [20] S. F. Edwards and P. W. Anderson, “Theory of spin glasses,” *Journal of Physics F: Metal Physics* **5**, 965 (1975).
- [21] C.-H. Lam, “Local random configuration-tree theory for string repetition and facilitated dynamics of glass,” *J. Stat. Mech.* **2018**, 023301 (2018).
- [22] H.-Y. Deng, C.-S. Lee, M. Lulli, L.-H. Zhang, and C.-H. Lam, “Configuration-tree theoretical calculation of the mean-squared displacement of particles in glass formers,” *J. Stat. Mech.* **2019**, 094014 (2019).
- [23] M. Lulli, C. S. Lee, H. Y. Deng, C. T. Yip, and C. H. Lam, “Spatial Heterogeneities in Structural Temperature Cause Kovacs’ Expansion Gap Paradox in Aging of Glasses,” *Phys. Rev. Lett.* (2020), 10.1103/Phys-

- [RevLett.124.095501](#).
- [24] M. Lulli, L.-H. Zhang, C.-S. Lee, H.-Y. Deng, and C.-H. Lam, arXiv:1910.10374 (2019).
- [25] J.-W. Yeh, “Alloy design strategies and future trends in high-entropy alloys,” *JOM* **65**, 1759 (2013).
- [26] Cho-Tung Yip, Masaharu Isobe, Chor-Hoi Chan, Simiao Ren, Kin-Ping Wong, Qingxiao Huo, Chun-Sing Lee, Yuen-Hong Tsang, Yilong Han, and Chi-Hang Lam, “Direct evidence of void induced structural relaxations in colloidal glass formers,” (2020), arXiv:2011.02754 [cond-mat.soft].
- [27] M. Matthieu, “Relaxation and physical aging in network glasses: a review,” *Rep. Prog. Phys.* **79**, 066504 (2016).
- [28] J. C. Dyre, “Perspective: Excess-entropy scaling,” *J. Chem. Phys.* **149**, 210901 (2018).
- [29] L. M. Martinez and C. A. Angell, “A thermodynamic connection to the fragility of glass-forming liquids,” *Nature* **410**, 663 (2001).
- [30] C. T. Moynihan and C. A. Angell, “Bond lattice or excitation model analysis of the configurational entropy of molecular liquids,” *J. Non-Cryst. Solids* **274**, 131 (2000).