

Uncertain Natural Language Inference

Tongfei Chen^{1*} Zhengping Jiang^{2*†} Adam Poliak¹
Keisuke Sakaguchi^{3†} Benjamin Van Durme¹

¹ Johns Hopkins University

² Columbia University

³ Allen Institute for AI

{tongfei, azpoliak, vandurme}@jhu.edu, zj2265@columbia.edu, keisukes@allenai.org

Abstract

We introduce *Uncertain Natural Language Inference* (UNLI), a refinement of Natural Language Inference (NLI) that shifts away from categorical labels, targeting instead the direct prediction of subjective probability assessments. We demonstrate the feasibility of collecting annotations for UNLI by relabeling a portion of the SNLI dataset under a probabilistic scale, where items even with the same categorical label differ in how likely people judge them to be true given a premise. We describe a direct scalar regression modeling approach, and find that existing categorically labeled NLI data can be used in pre-training. Our best models approach human performance, demonstrating models may be capable of more subtle inferences than the categorical bin assignment employed in current NLI tasks.

1 Introduction

Variants of entailment tasks have been used for decades in benchmarking systems for natural language understanding. Recognizing Textual Entailment (RTE) or Natural Language Inference (NLI) is traditionally a categorical classification problem: predict which of a set of discrete labels apply to an inference pair, consisting of a premise (p) and hypothesis (h). The FraCaS consortium offered the task as an evaluation mechanism, along with a small challenge set (Cooper et al., 1996), which was followed by the RTE challenges (Dagan et al., 2005). Despite differences between these and recent NLI datasets (Marelli et al., 2014; Lai et al., 2017; Williams et al., 2018; Khot et al., 2018, *i.a.*), NLI has remained a categorical prediction problem.

However, *entailment inference is uncertain and has a probabilistic nature* (Glickman et al., 2005). Maintaining NLI as a categorical classification

Premise \rightsquigarrow Hypothesis	NLI	UNLI
A man in a white shirt taking a picture \rightsquigarrow A man takes a picture	ENT	100%
A boy hits a ball, with a bat \rightsquigarrow The kid is playing in a baseball game	ENT	78%
A wrestler in red cries, one in blue celebrates \rightsquigarrow The wrestler in blue is undefeated	CON	50%
Man laying on a platform outside on rocks \rightsquigarrow Man takes a nap on his couch	CON	0%

Table 1: Probability assessments on NLI pairs. The NLI and UNLI columns respectively indicate the categorical label (from SNLI) and the subjective probability for the corresponding pair.

problem is not ideal since coarse categorical labels mask the uncertain and probabilistic nature of entailment inference. NLI pairs may share a coarse label, but the probabilities that the hypotheses are entailed by their corresponding premises may vary greatly (see Table 1). Hence, not all *contradictions are equally contradictory* and not all *entailments are equally entailed*.

We propose *Uncertain Natural Language Inference* (UNLI), a refinement of NLI that captures more subtle distinctions in meaning by shifting away from categorical labels to the direct prediction of human subjective probability assessments. We illustrate that human-elicited probability assessments contain subtle distinctions on the likelihood of a hypothesis conditioned on a premise, and UNLI captures these distinctions far beyond categorical labels in popular NLI datasets.

We demonstrate how to elicit UNLI annotations. Using recent large-scale language model pre-training, we provide experimental results illustrating that systems can often predict UNLI judgments, but with clear gaps in understanding. We conclude that scalar annotation protocols should be adopted in future NLI-style dataset creation, which should enable new work in modeling a richer space of interesting inferences.

* Equal contribution.

† Work performed while at Johns Hopkins University.

Premise \rightsquigarrow Hypothesis	SNLI	u -SNLI
\rightsquigarrow A man performs a song.	NEU	95%
\rightsquigarrow A man is performing on stage.	NEU	84%
A man is singing into a microphone. \rightsquigarrow A male performer is singing a special and meaningful song.	NEU	15%
\rightsquigarrow A man performing in a bar.	NEU	14%
\rightsquigarrow A man is singing the national anthem at a crowded stadium.	NEU	0.6%

Table 2: A premise in SNLI with its 5 hypotheses (labeled as neutral in SNLI) annotated in u -SNLI.

2 Eliciting UNLI annotations

We elicit subjective probabilities from crowdsourcing workers (MTurk) for premise-hypothesis pairs from existing NLI data. Annotators are asked to estimate how likely the situation described in the hypothesis sentence would be true given the premise. Following the Efficient Annotation of Scalar Labels framework (EASL; Sakaguchi and Durme, 2018), we present annotators 5 sentence-pairs, each with a slider bar enabling direct assessment for each pair and ask annotators to calibrate their score for a sentence-pair based on the scores they provided to the other four pairs.¹

In contrast to the uniform scale employed in the original EASL protocol, we modify the interface to allow finer-grained values near 0.0 and 1.0, following psychological findings that humans are especially sensitive to values near the ends of the probability spectrum (Tversky and Kahneman, 1981).² This interface decision is a *key distinction* of this work contrasting prior efforts that averaged Likert-scale (ordinal) annotations. This allows us to capture the difference between NLI pairs that are both appropriately contradicted or entailed under NLI, but that have a perceived difference of less than 1% probability.

In order to capture the sensitivity near these ends, we adopt a more fine-grained slider bar with 10,000 steps with a logistic transformation. Specifically, for raw score $x \in [0, 10000]$, we apply a scaled logistic function $f(x) = \sigma(\beta(x - 5000))$ to re-scale the final result range to $[0, 1]$. We ran pilots to tune β , and determine that people tend to choose much lower probability for some events even though they are just slightly less likely (e.g., just below 50%).³

¹ Example pairs were provided in the instructions along with suggested probability values. See Appendix A for details of the annotation interface and qualifications.

² This is called the *certainty effect*: more sensitivity to the difference between, e.g., 0% and 1% than 50% and 51%.

³ This phenomenon accords with the *weighting function* in Prospect Theory (Kahneman and Tversky, 1979; Tversky and Kahneman, 1992), where people tend to downweight probabilities with around 0.4 or above.

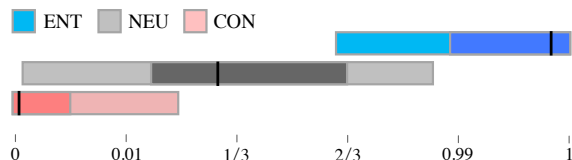


Figure 1: Dev set statistics, illustrating median and quartile for each of the 3 categories under our scalar probability scheme. Light / dark shade covers 96% / 50% of each category, and the bar denotes the median. Note that x -axis is logistic to allow fine-grained distinctions near 0.0 and 1.0.

Therefore, we use different β 's depending on the range of $[0, 0.5]$ or $(0.5, 1]$. Each sentence pair is annotated with 2- or 3-way redundancy. The individual responses are averaged to create a gold standard label for a premise-hypothesis pair.

Data We annotate, i.e. elicit a probability $y \in [0, 1]$, for a subset of SNLI (Bowman et al., 2015) examples and refer to this data as u -SNLI.⁴ SNLI's training set contains 7,931 distinct premises paired with at least 5 distinct neutral (NEU) hypotheses. For each premise, we sample 5 neutral hypotheses, resulting in 39,655 of these NEU pairs annotated. An additional 15,862 contradicted (CON) and entailed (ENT) pairs are annotated for our training set, resulting in 55,517 training examples. For our dev and test sets, we respectively annotated 3,040 examples sampled from SNLI's dev and test splits. In total, we annotated 61,597 examples, about 12% of all examples in SNLI. Figure 1 plots the resultant median and quartile for each categorical SNLI label in the u -SNLI dev set, showing the wide range of probability judgments elicited for each label (see Table 2 for examples).⁵

3 Prediction

Formally, given a premise $p \in \mathcal{P}$ and a hypothesis $h \in \mathcal{H}$, a UNLI model $F : \mathcal{P} \times \mathcal{H} \rightarrow [0, 1]$ should output an uncertainty score $\hat{y} \in [0, 1]$ of the

⁴We use SNLI due to its popularity and its feature that each premise is paired with multiple hypotheses.

⁵ Data is available at <http://nlp.jhu.edu/unli>.

Premise \rightsquigarrow Hypothesis	SNLI	u -SNLI	Predicted
A man perched on a row of aquariums is using a net to scoop a fish from another aquarium. \rightsquigarrow A man is standing by the aquariums.	ENT	1.0	0.119
A man and woman are drinking at a bar. \rightsquigarrow A couple is out on a date.	NEU	0.755	0.377
Couple walking on the beach. \rightsquigarrow The couple are holding hands.	NEU	0.808	0.308
An elderly woman crafts a design on a loom. \rightsquigarrow The woman is a seamstress.	NEU	0.923	0.197
Two girls riding an amusement park ride. \rightsquigarrow The two girls are screaming.	NEU	0.909	0.075
A man and woman sit at a cluttered table. \rightsquigarrow The table is neat and clean.	CON	4.91×10^{-4}	0.262
A race car sits in the pits. \rightsquigarrow The car is going fast.	CON	2.88×10^{-7}	0.724
A guy is standing in front of a toilet with a coffee cup in one hand and a toilet brush in the other. \rightsquigarrow A man is attempting to brew coffee.	CON	8.32×10^{-6}	0.504

Table 3: Selected u -SNLI dev examples where BERT predictions greatly deviate from gold assessments.

premise-hypothesis pair that correlates well with a human-provided subjective probability assessment. We train a regression UNLI model to predict the probability that a premise entails a hypothesis. We modify the sentence pair classifier⁶ in BERT to exploit recent advancements in large-scale language model pre-training. Following Devlin et al. (2019), we concatenate the premise and the hypothesis, with a special sentinel token (CLS) inserted at the beginning and a separator (SEP) inserted after each sentence, tokenized using WordPiece. After encoding the concatenated token sequence with BERT, we take the encoding of the first sentinel token.

$$\mathbf{f}(p, h) = \text{BERT}(\text{CLS}; p; \text{SEP}; h; \text{SEP})[0].$$

We pass the resulting feature vector $\mathbf{f}(p, h)$ through a sigmoid-activated linear layer to obtain a probability, instead of a softmax used in categorical NLI. We directly model UNLI as a *regression* problem, trained using a binary cross-entropy loss⁷ between the human annotation y and the model output \hat{y} . Owing to the concerns raised with *annotation artifacts* in SNLI (Gururangan et al., 2018; Tsuchiya, 2018; Poliak et al., 2018), we include a *hypothesis-only baseline*.⁸

Metrics We compute Pearson correlation (r), the Spearman rank correlation (ρ), and the mean square error (MSE) between y and \hat{y} as the metrics to measure the to performance of UNLI models. Pearson r measures the linear correlation between the gold probability assessments and model’s output; Spearman ρ measures the ability of the model ranking the premise-hypothesis pairs with respect to their subjective probability; MSE measures whether the

⁶ The neural architecture for MultiNLI (Williams et al., 2018) in Devlin et al. (2019).

⁷ No significant difference is observed with an L_2 loss.

⁸ See Appendix D for additional training details.

model can recover the subjective probability value from premise-hypothesis pairs. A high r and ρ , but a low MSE is desired.

4 Results & Analysis

Table 4 reports results on u -SNLI dev and test sets. Just training on 55,517 u -SNLI examples yields a 62.71% Pearson r on test. The hypothesis-only baseline achieved a correlation around 40%. This result corroborates the findings that a hidden bias exists in the SNLI dataset’s hypotheses, and shows this bias may also exist in u -SNLI.⁹

	Hyp-only		Full-model	
	Dev	Test	Dev	Test
r	0.3759	0.4120	0.6383	0.6271
ρ	0.3853	0.4165	0.6408	0.6346
MSE	0.1086	0.1055	0.0751	0.0777

Table 4: Metrics for training on u -SNLI.

Human Performance We elicit additional annotations on u -SNLI dev set to establish a randomly sampled human performance. We use the same annotators as before but ensure each annotator has not previously seen the pair they are annotating. We average the scores from three-way redundant elicitation,¹⁰ yielding $r = 0.6978$, $\rho = 0.7273$, and $\text{MSE} = 0.0759$: our regression model trained on u -SNLI is therefore approaching human performance. While encouraging, the model fails drastically for some examples.

⁹ This is unsurprising because u -SNLI examples are sampled from SNLI.

¹⁰ This setting approximates the performance of a randomly sampled human on u -SNLI, and is therefore a reasonable lower bound on the performance one could achieve with a dedicated, trained single human annotator.

Qualitative Error Analysis Table 3 illustrates examples with large gaps between the gold probability assessment and the BERT-based model output. The model seems to have learned lexicon-level inference (e.g., *race cars* \rightsquigarrow *going fast*, but ignored crucial information (*sits in the pits*), and fails to learn certain commonsense patterns (e.g. *riding amusement park ride* \rightsquigarrow *screaming*; *man and woman drinking at a bar* \rightsquigarrow *on a date*). These examples illustrate the model’s insufficient commonsense reasoning and plausibility estimation.

Pre-training with SNLI Can we leverage the remaining roughly 500,000 SNLI training pairs that only have categorical labels? One method would be to train a categorical NLI model on SNLI and when fine-tuning on u -SNLI, replace the last layer of the network from a categorical prediction with a sigmoid function.¹¹ However, a typical categorical loss function would not take into account the ordering between the different categorical labels.¹² Instead, we derive a surrogate function $s : \mathcal{T} \rightarrow [0, 1]$ that maps SNLI categorical labels $t \in \{\text{ENT}, \text{NEU}, \text{CON}\}$ to the average score of all u -SNLI training annotations labeled with t in SNLI.¹³

	SNLI		SNLI + u -SNLI	
	Dev	Test	Dev	Test
r	0.5198	0.4958	0.6762	0.6589
ρ	0.5238	0.5231	0.6806	0.6708
MSE	0.1086	0.0928	0.0694	0.0733

Table 5: Metrics for training only on mapped SNLI or fine-tuning on u -SNLI.

We use this mapping to pre-train a regression model on the SNLI training examples not included in u -SNLI. We also fine-tune the model on u -SNLI’s training set. Table 5 reports the results evaluated on u -SNLI’s dev and test sets. The model trained on the roughly 500K mapped SNLI examples, performs much worse than when trained on just about 55K u -SNLI examples. When we pre-train the model on the mapped SNLI and fine-tune on u -SNLI, results noticeably improve. This improvement is akin to the Phang et al. (2018)’s finding that many NLI datasets cover informative signal

¹¹ This is similar to how Pavlick and Callison-Burch (2016) pre-train on SNLI, then fine-tune the model using their *Add-One* pairs.

¹² That the score of ENT > score of NEU > score of CON.

¹³ $s : \{\text{ENT} \mapsto 0.9272; \text{NEU} \mapsto 0.4250; \text{CON} \mapsto 0.0209\}$.

for different tasks, explaining why pre-training on NLI can be advantageous. Here, an impoverished version of UNLI is helpful.

Model behavior Figure 2 depicts the model behavior when training just on SNLI or fine-tuning with u -SNLI. When using the original SNLI data, under the surrogate regression setting, the model’s prediction concentrates on the 3 surrogate scalar values of the 3 SNLI classes. After fine-tuning on u -SNLI, the model learns smoother predictions for premise-hypothesis pairs, supported by the superior Pearson correlation score. The darker boxes in bottom-right corner of the heatmaps (Figure 2) indicate high accuracy on samples with ≈ 1.0 gold u -SNLI labels and ≈ 1.0 model predictions, signifying that our UNLI models are very good at recognizing entailments.

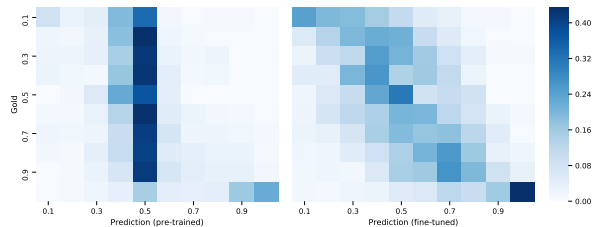


Figure 2: Heatmap on u -SNLI dev predictions when trained only on SNLI (left) or fine-tuned on u -SNLI (right). Prediction frequencies are normalized along each gold label row.

5 Related Work

The probabilistic nature and the uncertainty of NLI has been considered from a variety of perspectives. Glickman et al. (2005) modified the task to explicitly include the probabilistic aspect of NLI, stating that “ p probabilistically entails h ... if p increases the likelihood of h being true,” while Lai and Hockenmaier (2017) noted how predicting the conditional probability of one phrase given another would be helpful in predicting textual entailment. Other prior work has elicited ordinal annotations (e.g. Likert scale) reflecting likelihood judgments (Pavlick and Callison-Burch, 2016; Zhang et al., 2017), but then collapsed the annotations into coarse categorical labels for modeling. Vulić et al. (2017) proposed *graded lexical entailment*, which is similar to our idea but applied to lexical-level inference, asking “to what degree x is a type of y .” Additionally, Lalor et al. (2016, 2018) tried capturing the uncertainty of each inference pair by item response theory (IRT), showing fine-grained

differences in discriminative power in each label.

Pavlick and Kwiatkowski (2019) recently argued that models should “*explicitly capture the full distribution of plausible human judgments*” as plausible human judgments cause inherent disagreements. Our concern is different as we are interested in the uncertain and probabilistic nature of NLI. We are the first to propose a method for direct elicitation of subjective probability judgments on NLI pairs and direct prediction of these scalars, as opposed to reducing to categorical classification.

Recent work have also modeled the uncertainty of other semantic phenomena as direct scalar regression (and collected scalar versions of data for them) instead of categorical classification, e.g. factuality (Lee et al., 2015; Stanovsky et al., 2017; Rudinger et al., 2018), and semantic proto-roles (Teichert et al., 2017).

Plausibility tasks such as COPA (Roemmele et al., 2011) and ROCStories (Mostafazadeh et al., 2016) ask models to choose the most probable examples given a context, capturing *relative* uncertainty between examples, but do not force a model to predict the probability of h given p . Li et al. (2019) viewed the plausibility task of COPA as a *learning to rank* problem, where the model is trained to assign the highest scalar score to the most plausible alternative given context. Our work can be viewed as a variant to this, with the score being an explicit human probability judgment instead.

Linguists such as van Eijck and Lappin (2014), Goodman and Lassiter (2015), Cooper et al. (2015) and Bernardy et al. (2018) have described models for natural language semantics that introduce probabilities into the compositional, model-theoretic tradition begun by those such as Davidson (1967) and Montague (1973). Where they propose probabilistic models for interpreting language, we are concerned with illustrating the feasibility of eliciting probabilistic judgments on examples through crowdsourcing, and contrasting with prior efforts restricted to limited categorical label sets.

6 Conclusion

We proposed *Uncertain Natural Language Inference* (UNLI), a new task of directly predicting human likelihood judgments on NLI premise-hypothesis pairs. In short, we have shown that not all NLI contradictions are created equal, nor neutrals, nor entailments. We demonstrated that (1) eliciting supporting data is feasible, and (2) annota-

tions in the data can be used for improving a scalar regression model beyond the information contained in existing categorical labels, using recent contextualized word embeddings, e.g. BERT.

Humans are able to make finer distinctions between meanings than is being captured by current annotation approaches; we advocate the community strives for systems that can do the same, and therefore shift away from categorical NLI labels and move to something more fine-grained such as our UNLI protocol.

Acknowledgments

We thank anonymous reviewers from current and past versions of the article for their insightful comments and suggestions. This research benefited from support by DARPA AIDA and DARPA LORELEI. The U.S. Government is authorized to reproduce and distribute reprints for Governmental purposes. The views and conclusions contained in this publication are those of the authors and should not be interpreted as representing official policies or endorsements of DARPA or the U.S. Government.

References

- Jean-Philippe Bernardy, Rasmus Blanck, Stergios Chatzikyriakidis, and Shalom Lappin. 2018. [A compositional Bayesian semantics for natural language](#). In *Proceedings of the First International Workshop on Language Cognition and Computational Models*, pages 1–10. Association for Computational Linguistics.
- Samuel R. Bowman, Gabor Angeli, Christopher Potts, and Christopher D. Manning. 2015. [A large annotated corpus for learning natural language inference](#). In *Proceedings of the 2015 Conference on Empirical Methods in Natural Language Processing*, pages 632–642.
- Robin Cooper, Dick Crouch, Jan Van Eijck, Chris Fox, Johan Van Genabith, Jan Jaspars, Hans Kamp, David Milward, Manfred Pinkal, Massimo Poesio, et al. 1996. Using the framework. Technical report, The FraCaS Consortium.
- Robin Cooper, Simon Dobnik, Shalom Lappin, and Stefan Larsson. 2015. Probabilistic type theory and natural language semantics. *Linguistic Issues in Language Technology*, 10(1):1–43.
- Ido Dagan, Oren Glickman, and Bernardo Magnini. 2005. [The PASCAL recognising textual entailment challenge](#). In *Machine Learning Challenges, Evaluating Predictive Uncertainty, Visual Object Classification and Recognizing Textual Entailment, First*

- PASCAL Machine Learning Challenges Workshop*, pages 177–190.
- Donald Davidson. 1967. *Truth and meaning*. *Synthese*, 17(1):304–323.
- Jacob Devlin, Ming-Wei Chang, Kenton Lee, and Kristina Toutanova. 2019. *BERT: pre-training of deep bidirectional transformers for language understanding*. In *Proceedings of the 2019 Conference of the North American Chapter of the Association for Computational Linguistics: Human Language Technologies, Volume 1*, pages 4171–4186.
- Jan van Eijck and Shalom Lappin. 2014. Probabilistic semantics for natural language. In Zoe Christoff, Paulo Galeazzi, Nina Gierasimczuk, Alexandru Marcoci, and Sonja Smets, editors, *The Logic and Interactive Rationality Yearbook 2012*, volume II.
- Oren Glickman, Ido Dagan, and Moshe Koppel. 2005. *A probabilistic classification approach for lexical textual entailment*. In *Proc. AAAI, AAAI'05*, pages 1050–1055. AAAI Press.
- Noah D. Goodman and Daniel Lassiter. 2015. Probabilistic semantics and pragmatics: Uncertainty in language and thought. In Shalom Lappin and Chris Fox, editors, *The Handbook of Contemporary Semantic Theory*, 2nd edition.
- Suchin Gururangan, Swabha Swayamdipta, Omer Levy, Roy Schwartz, Samuel R. Bowman, and Noah A. Smith. 2018. *Annotation artifacts in natural language inference data*. In *Proceedings of the 2018 Conference of the North American Chapter of the Association for Computational Linguistics: Human Language Technologies, Volume 2*, pages 107–112.
- Daniel Kahneman and Amos Tversky. 1979. Prospect theory: An analysis of decision under risk. *Econometrica*, 47(2):263–292.
- Tushar Khot, Ashish Sabharwal, and Peter Clark. 2018. SciTail: A textual entailment dataset from science question answering. In *AAAI*.
- Diederik P. Kingma and Jimmy Ba. 2015. *Adam: A method for stochastic optimization*.
- Alice Lai, Yonatan Bisk, and Julia Hockenmaier. 2017. *Natural language inference from multiple premises*. In *Proceedings of the Eighth International Joint Conference on Natural Language Processing, Volume 1*, pages 100–109.
- Alice Lai and Julia Hockenmaier. 2017. *Learning to predict denotational probabilities for modeling entailment*. In *Proceedings of the 15th Conference of the European Chapter of the Association for Computational Linguistics, Volume 1*, pages 721–730.
- John P. Lalor, Hao Wu, Tsendsuren Munkhdalai, and Hong Yu. 2018. *Understanding deep learning performance through an examination of test set difficulty: A psychometric case study*. In *Proceedings of the 2018 Conference on Empirical Methods in Natural Language Processing*, pages 4711–4716.
- John P. Lalor, Hao Wu, and Hong Yu. 2016. *Building an evaluation scale using item response theory*. In *Proceedings of the 2016 Conference on Empirical Methods in Natural Language Processing*, pages 648–657.
- Kenton Lee, Yoav Artzi, Yejin Choi, and Luke Zettlemoyer. 2015. *Event detection and factuality assessment with non-expert supervision*. In *Proceedings of the Conference on Empirical Methods in Natural Language Processing, 2015*, pages 1643–1648.
- Zhongyang Li, Tongfei Chen, and Benjamin Van Durme. 2019. *Learning to rank for plausible plausibility*. In *Proceedings of the 57th Conference of the Association for Computational Linguistics*, pages 4818–4823.
- Marco Marelli, Stefano Menini, Marco Baroni, Luisa Bentivogli, Raffaella Bernardi, and Roberto Zamparelli. 2014. *The SICK (Sentences Involving Compositional Knowledge) dataset for relatedness and entailment*.
- Richard Montague. 1973. *The proper treatment of quantification in ordinary english*. In K. J. J. Hintikka, J. M. E. Moravcsik, and P. Suppes, editors, *Approaches to Natural Language: Proceedings of the 1970 Stanford Workshop on Grammar and Semantics*, pages 221–242. Springer Netherlands, Dordrecht.
- Nasrin Mostafazadeh, Nathanael Chambers, Xiaodong He, Devi Parikh, Dhruv Batra, Lucy Vanderwende, Pushmeet Kohli, and James F. Allen. 2016. *A corpus and cloze evaluation for deeper understanding of commonsense stories*. In *NAACL HLT 2016, The 2016 Conference of the North American Chapter of the Association for Computational Linguistics: Human Language Technologies*, pages 839–849.
- Ellie Pavlick and Chris Callison-Burch. 2016. *Most "babies" are "little" and most "problems" are "huge": Compositional entailment in adjective-nouns*. In *Proceedings of the 54th Annual Meeting of the Association for Computational Linguistics, Volume 1*, pages 2164–2173.
- Ellie Pavlick and Tom Kwiatkowski. 2019. *Inherent disagreements in human textual inferences*. *Trans. Assoc. Comput. Linguistics*, 7:677–694.
- Jason Phang, Thibault Févry, and Samuel R. Bowman. 2018. *Sentence encoders on stilts: Supplementary training on intermediate labeled-data tasks*. *CoRR*, abs/1811.01088.
- Adam Poliak, Jason Naradowsky, Aparajita Haldar, Rachel Rudinger, and Benjamin Van Durme. 2018. *Hypothesis only baselines in natural language inference*. In *Proceedings of the Seventh Joint Conference on Lexical and Computational Semantics*, pages 180–191.

- Melissa Roemmele, Cosmin Adrian Bejan, and Andrew S. Gordon. 2011. [Choice of plausible alternatives: An evaluation of commonsense causal reasoning](#). In *Logical Formalizations of Commonsense Reasoning, Papers from the 2011 AAIL Spring Symposium*.
- Rachel Rudinger, Aaron Steven White, and Benjamin Van Durme. 2018. [Neural models of factuality](#). In *Proceedings of the 2018 Conference of the North American Chapter of the Association for Computational Linguistics: Human Language Technologies, Volume 1*, pages 731–744.
- Keisuke Sakaguchi and Benjamin Van Durme. 2018. [Efficient online scalar annotation with bounded support](#). In *Proceedings of the 56th Annual Meeting of the Association for Computational Linguistics, Volume 1*, pages 208–218.
- Amram Shapiro, Louise Firth Campbell, and Rosalind Wright. 2014. *Book of Odds: From Lightning Strikes to Love at First Sight, the Odds of Everyday Life*. William Morrow Paperbacks.
- Gabriel Stanovsky, Judith Eckle-Kohler, Yevgeniy Puzikov, Ido Dagan, and Iryna Gurevych. 2017. [Integrating deep linguistic features in factuality prediction over unified datasets](#). In *Proceedings of the 55th Annual Meeting of the Association for Computational Linguistics, Volume 2*, pages 352–357.
- Adam R. Teichert, Adam Poliak, Benjamin Van Durme, and Matthew R. Gormley. 2017. [Semantic proto-role labeling](#). In *Proceedings of the Thirty-First AAAI Conference on Artificial Intelligence*, pages 4459–4466.
- Masatoshi Tsuchiya. 2018. [Performance impact caused by hidden bias of training data for recognizing textual entailment](#). In *Proceedings of the Eleventh International Conference on Language Resources and Evaluation*.
- Amos Tversky and Daniel Kahneman. 1981. The framing of decisions and the psychology of choice. *Science*, 211(4481):453–458.
- Amos Tversky and Daniel Kahneman. 1992. Advances in prospect theory: Cumulative representation of uncertainty. *Journal of Risk and uncertainty*, 5(4):297–323.
- Ivan Vulić, Daniela Gerz, Douwe Kiela, Felix Hill, and Anna Korhonen. 2017. [Hyperlex: A large-scale evaluation of graded lexical entailment](#). *Computational Linguistics*, 43(4).
- Adina Williams, Nikita Nangia, and Samuel R. Bowman. 2018. [A broad-coverage challenge corpus for sentence understanding through inference](#). In *Proceedings of the 2018 Conference of the North American Chapter of the Association for Computational Linguistics: Human Language Technologies, Volume 1*, pages 1112–1122.
- Sheng Zhang, Rachel Rudinger, Kevin Duh, and Benjamin Van Durme. 2017. [Ordinal common-sense inference](#). *Trans. Assoc. Comput. Linguistics*, 5:379–395.

A Annotation

Here we include information about the qualifications used to vet annotators. We also include screenshots of the interface used to collect annotations.

A.1 Qualification Test

Annotators were given a qualification test to ensure non-expert workers were able to give reasonable subjective probability estimates. We first extracted seven statements from *Book of Odds* (Shapiro et al., 2014), and manually split the statement into a bleached premise and hypothesis. We then wrote three easy premise-hypothesis pairs with definite probabilities like ($p = \text{“A girl tossed a coin.”}$, $h = \text{“The coin comes up a head.”}$, probability: 0.5). We qualify users that meet both criteria: (1) For the three easy pairs, their annotations had to fall within a small error range around the correct label y , computed as $\delta = \frac{1}{4} \min\{y, 1 - y\}$. (2) Their overall annotations have a Pearson $r > 0.7$ and Spearman $\rho > 0.4$. This qualification test led to a pool of 40 trusted annotators, which were employed for the entirety of our dataset creation.

A.2 Annotation Interface

We include screenshots of the instructions and examples shown to crowdsource workers (Figure 4) as the interface we provided (Figure 3)

B Redundant Annotations

By default, we use two crowdsource workers to annotate each UNLI sentence-pair. If the two annotations on the raw slider bar $\{0, \dots, 10000\}$ differ by more than 2000, we then elicit a third annotator.

C Dataset Statistics

Table 6 summarizes the statistics of u -SNLI.

D Additional Training Details

We use the BERT-BASE-UNCASED model, with the Adam optimizer (Kingma and Ba, 2015), an initial learning rate of 10^{-5} , and maximum gradient norm 1.0. Our model is trained for 3 epochs, where the epoch resulting in the highest Pearson r on the dev set is selected.

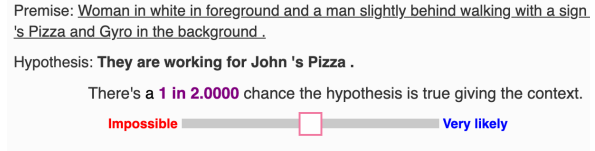


Figure 3: An example of our annotation interface.



Figure 4: Three examples from the instructions.

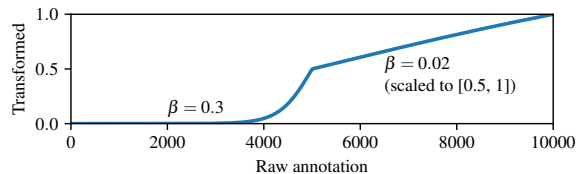


Figure 5: Our logistic transformation function.

Partition	Breakdown	SNLI	U-SNLI
train	Distinct premises	151k	7,931
	ENT hypotheses	183k	7,931
	NEU hypotheses	183k	39,655
	CON hypotheses	183k	7,931
	Total P-H pairs	550k	55,517
dev	Distinct premises	3,319	2,647
	ENT hypotheses	3,329	162
	NEU hypotheses	3,235	2,764
	CON hypotheses	3,278	114
	Total P-H pairs	10k	3,040
test	Distinct premises	3,323	2,635
	ENT hypotheses	3,368	156
	NEU hypotheses	3,219	2,770
	CON hypotheses	3,237	114
	Total P-H pairs	10k	3,040

Table 6: Statistics of SNLI data re-annotated under UNLI.