

# Rate-Memory Trade-off for Multi-access Coded Caching with Uncoded Placement

Kota Srinivas Reddy and Nikhil Karamchandani

Department of Electrical Engineering,

Indian Institute of Technology, Bombay

Email: ksreddy@ee.iitb.ac.in, nikhilk@ee.iitb.ac.in

## Abstract

We study a multi-access variant of the popular coded caching framework, which consists of a central server with a catalog of  $N$  files,  $K$  caches with limited memory  $M$ , and  $K$  users such that each user has access to  $L$  consecutive caches with a cyclic wrap-around and requests one file from the central server's catalog. The server assists in file delivery by transmitting a message of size  $R$  over a shared error-free link and the goal is to characterize the optimal rate-memory trade-off. This setup was proposed in [1] where an achievable rate and an information-theoretic lower bound were derived. However, the multiplicative gap between them was shown to scale linearly with the access degree  $L$  and thus order-optimality could not be established.

A series of recent works have used a natural mapping of the coded caching problem to the well-known index coding problem to derive tighter characterizations of the optimal rate-memory trade-off under the additional assumption that the caches store uncoded content. We follow a similar strategy for the multi-access framework and provide new bounds for the optimal rate-memory trade-off  $R^*(M)$  over all uncoded placement policies. In particular, we derive a new achievable rate for any  $L \geq 1$  and a new lower bound, which works for any uncoded placement policy and  $L \geq K/2$ . We then establish that the (multiplicative) gap between the new achievable rate and the lower bound is at most 2 independent of all parameters, thus establishing an order-optimal characterization of  $R^*(M)$  for any  $L \geq K/2$ . This is significant improvement over the gap result in [1], albeit under the restriction of uncoded placement policies. Finally, we also characterize  $R^*(M)$  exactly for a few special cases.

Preliminary versions of this work appeared in [2] and [3].

## I. INTRODUCTION

The rapid increase in usage of smart devices has lead to an unprecedented growth in internet traffic. A recent study [4] shows that data traffic from Video on Demand (VoD) services will increase exponentially in the forthcoming years. One way to meet this rise in demand is by prefetching and caching some of the data locally. Motivated by this, we study a cache-aided content delivery network (CCDN) as shown in Figure 1.

In the last few years, there has been a lot of interest in characterizing the fundamental performance limits of cache-aided content delivery network (CCDN), see for example [5], [6]. A CCDN consists of a central server with a catalog of files, a collection of users, and several caches with limited storage capabilities. The caches can pre-fetch and store some of the content from the server, such that when users request files from the central server, the caches help the central server in serving the user requests. The main challenges in a CCDN are designing the (i) placement policy, which decides what to store in the caches, (ii) delivery policy, which decides how to serve the user requests, with the goal of minimizing the server's transmission rate.

In particular, the seminal work of [7], [8] studied the fundamental limits of server's transmission rate of a particular CCDN setup (Ali-Niesen setup) which is as follows: there is a central server with  $N$  files of unit size and  $K$  users, each one associated with a distinct cache of size  $M$  units. Each user requests a file from the central server and based on the request profile as well as the content stored in the caches, the server broadcasts messages on a shared error-free link to the users. The goal is to minimize the server's transmission rate, while ensuring that each user can recover its' requested file. [7] proposed a (uncoded) placement and (coded) delivery policy for this setup, and analyzed the achievable server transmission rate of the scheme as a function of parameters of the system  $(N, K, M)$ . Moreover, [7] also showed that the rate achieved by the policy is within a constant multiplicative factor (12) of the information-theoretic optimal rate by comparing it to a lower bound, which assumes no restrictions on either the placement or the delivery policy used. Following the initial papers, there have been significant improvements in terms of both the achievable rates [9]–[13] as well as the lower bound arguments [14]–[17] which can be used to tighten the gap significantly. In fact, under the natural restriction of an uncoded placement phase where caches are not allowed to store coded content, the rate proposed in [7] is shown to be exactly optimal in [18], [19]. This is done by mapping the CCDN setup to the well-studied index coding problem (ICP) [20], [21] (described in Section IV) and using

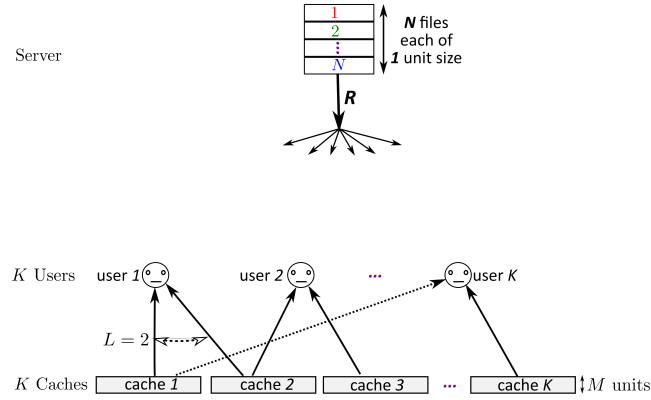


Fig. 1. A multi-access CCDN consisting of  $N$  files,  $K$  caches, each of size  $M$  units, and  $K$  users, each user is connected to  $L = 2$  caches.

the bounds available in the literature for the ICP.

Several variants of the above setup have been studied in the literature, see for example [22] for an extensive survey. In particular, [1] studied a generalization of the Ali-Niesen setup where instead of each user accessing a single (distinct) cache, every user has access to multiple ( $L$ ) consecutive caches (with a cyclic wrap-around), as shown in Figure 1. This was motivated by the upcoming heterogeneous cellular architecture which will consist of a dense deployment of wireless access points (APs) with small coverage and relatively large data rates, in addition to sparse cellular base-stations (BSs) with large coverage and smaller data rates. Placing caches at local APs can help reduce the BS transmission rate, with each user capable of accessing the content stored at multiple nearby APs in addition to receiving the BS broadcast. For this multi-access CCDN, [1] proposed a coloring based placement and delivery policy and analyzed its' achievable rate  $R_{\text{color}}(M)$ . By comparing this rate to the information-theoretic optimal rate  $R_{\text{inf}}^*(M)$  which puts no restrictions on either the placement or the delivery policy used, [1, Theorem 4] showed that  $\frac{R_{\text{color}}(M)}{R_{\text{inf}}^*(M)} \leq cL$ , where  $c$  is some constant, independent of all system parameters. Thus, the gap between the achievable rate and the information-theoretic lower bound increases linearly with  $L$ , the number of caches each user has access to, and the obvious challenge is to improve the achievable rate and/or lower bound to establish the exact optimal rate-memory trade-off or at least up to a constant factor for any  $L$ .

In this paper, we study the same multi-access setup and make the following technical contributions:

- derive a new achievable rate for the general multi-access CCDN with  $L > 1$ , based on a scheme using uncoded placement; can be order-wise better than the best previously known rate [1].
- derive a general lower bound on the optimal rate for any multi-access CCDN with  $L \geq K/2$ , under the restriction of uncoded placement.
- establish order-optimal (up to a multiplicative factor of 2) uncoded placement rate-memory trade-off for any multi-access CCDN with  $L \geq K/2$ .
- establish exact optimal uncoded placement rate-memory trade-off for a few special cases, for example  $L = K - 1$ ;  $L = K - 2$ ;  $L = K - 3$  with  $K$  even.

As mentioned before, [1] derived an achievable rate and an information-theoretic lower bound which differ by a multiplicative gap scaling linearly with  $L$ . Using an improved achievable rate as well as a better lower bound under the restriction of uncoded placement, we are able to establish the uncoded placement rate-memory trade-off for any multi-access CCDN with  $L \geq K/2$  up to a constant factor, independent of  $L$ . Our results are based on mapping our multi-access CCDN setup to appropriate index coding problems [20] and finding bounds on their solutions, which might be of interest in their own right. The index coding problems that result from our mapping are similar in spirit to those studied in [23]–[25]. Similar index coding-based approaches have been used recently to study other variants of the original coded caching problem and for designing better achievability schemes as well as prove converses under the restriction of uncoded placement [26]–[34].

The rest of the paper is organized as follows. Section II briefly describes the problem setting, while Sections III and IV describe some useful notations and preliminaries. Section V and Section VI describe our policy and the main results. The summary of our work and future goals are given in Section VII and the proofs of our main results are given in Section VIII.

## II. SETTING

We consider a cache-aided content delivery network (CCDN) which consists of a central server,  $K$  users, and  $K$  caches as shown in Figure 1. We assume,

- the central server contains  $N$  ( $\geq K$ ) files  $\mathcal{F}_1, \mathcal{F}_2, \dots, \mathcal{F}_N$ , each of size 1 unit ( $=F$  bits<sup>2</sup>),
- each user has access to  $L$  consecutive caches with a cyclic wrap-around<sup>3</sup> as shown in

<sup>2</sup>We will assume the file size  $F$  to be large

<sup>3</sup>For symmetry, we assume that Caches 1 and  $K$  are adjacent.

Figure 1,

- cache sizes are uniform and are  $M$  units each,
- each user requests one file which has to be served by a central server's message, and the content in the  $L$  caches it has access to, and
- the communication channel between the central server and the users is an error-free shared (broadcast) channel.

We will refer to the above system as the  $(N, K, L)$ –CCDN.

The system runs in two phases: a placement phase and a delivery phase.

1) *Placement Phase*: In the placement phase, we fill the caches with the content related to the  $N$  files. Like [18], [19], we restrict to an uncoded placement phase. We are allowed to split the files into parts and store the file parts but coding across the file parts is not allowed while storing in the caches. The placement phase occurs before users reveal their requests and hence is independent of user requests.

After the placement phase, each user (User  $j$ ) requests one file (File  $d_j$ ) from the central server, chosen arbitrarily from amongst the  $N$  files. We call  $\mathbf{d} = (d_1, d_2, \dots, d_K)$  as the request profile.

2) *Delivery Phase*: In the delivery phase, depending on the request profile ( $\mathbf{d}$ ) and content stored in the caches, the central server broadcasts a message of size  $R$  units such that each user can recover their requested file using the server transmission and the content in the  $L$  caches it has access to. We refer to the message size  $R$  as the server transmission rate.

*Goal*: A rate-memory pair  $(R, M)$  is said to be *achievable for request profile*  $\mathbf{d} = (d_1, d_2, \dots, d_K)$  if there exists a placement and delivery scheme with server transmission rate  $R$  for cache size  $M$ , such that every user (User  $k$ ) can recover its requested file (File  $d_k$ ). A rate-memory pair  $(R, M)$  is said to be *achievable* if this pair is achievable for any possible arbitrary request profile. For given cache size  $M$ , we define  $R^*(M)$  (*optimal rate-memory trade-off*) as the smallest rate  $R$  for which the rate-memory pair  $(R, M)$  is achievable. Our goal is to characterize  $R^*(M)$  under the restriction of uncoded placement and come up with a placement and delivery policy which achieves  $R^*(M)$ .

As mentioned in Section I, [1] studied this setup with multi-cache access ( $L > 1$ ) and proposed a coloring-based achievability scheme which builds on the coded delivery ideas presented in [7], [8] for single cache access ( $L = 1$ ). For the general setup<sup>4</sup>, the server transmission rate  $R_{color}(M)$

<sup>4</sup>The coloring based scheme also assumes that  $K$  is an integer multiple of  $L$

for this scheme is given by

$$R_{color}(M) = \frac{K - \frac{KLM}{N}}{1 + \frac{KM}{N}}, \quad M \in \{0, \frac{N}{K}, \frac{2N}{K}, \dots, \frac{N}{L}\}.$$

For general  $0 \leq M \leq N/L$ , the lower convex envelope of these points is achievable via memory-sharing. Incidentally, the proposed scheme used uncoded placement and coding is used only in the server broadcast message.

In this paper, we derive a new achievable rate for the general multi-access CCDN with  $L > 1$ , based on a scheme using uncoded placement, which can be order-wise better than the best previously known rate  $R_{color}(M)$  [1]. Our new achievable rate is exactly optimal for a few cases and order wise optimal for any  $L \geq \frac{K}{2}$ .

### III. NOTATIONS

- $[n] = \{1, 2, 3, \dots, n\}$ .

•

$$[i : j] = \begin{cases} \{i, i+1, \dots, j\} & \text{if } i \leq j, \\ \{i, i+1, \dots, K, 1, 2, \dots, j\} & \text{if } i > j. \end{cases}$$

•

$$\langle i \rangle = \begin{cases} \langle i + K \rangle & \text{if } i \leq 0, \\ i & \text{if } 0 < i \leq K, \\ \langle i - K \rangle & \text{if } i > K. \end{cases}$$

- $|\cdot|$  denotes cardinality of a set or size of a file / subfile.
- $\mathcal{F}_{i,S}$  denotes parts of File  $i$  exclusively available to users with index in set  $S \subseteq [K]$ .
- $P(S)$  denotes the power set of set  $S$ .

### IV. PRELIMINARIES

We map our setup to the well-studied index coding problem (ICP) [20] and use some of the ideas developed for this problem to characterize the optimal rate-memory trade-off for our setup. Similar to our setup, ICP has a server with a catalog of say  $n$  files. There are  $n$  nodes, such that Node  $i$  requests File  $i$  and has access to a subset of the remaining files  $J_i \subseteq [n]/i$ .  $J_i$  is called the side information of Node  $i$ . Depending on the side information profile, the server broadcasts a message so that each node is able to recover its requested file using the broadcast message

and the side information available. The goal is to characterize the minimum broadcast rate for any given instance of the ICP.

Even though the ICP and our problem setting look similar ( $\{\text{server, node requests, side information}\} \approx \{\text{central server, user requests, accessible caches content}\}$ ), the differences between the ICP and our problem setup are

- 1) In an ICP problem, the side information is already given whereas, in our setup, we have the choice of what to store in caches.
- 2) In an ICP problem, the node requests are fixed whereas, in our setup, the user requests are arbitrary.

Once the cache contents are fixed and user requests are revealed, then the problem of minimizing the central server's broadcast rate in our setup is equivalent to that for a corresponding ICP.

In an ICP, Node  $j$  is said to be *interfering with* Node  $i$ , if Node  $i$  does not have File  $j$  as side information. The closed anti-outneighborhood of a Node  $i$  ( $\mathcal{N}^+(i)$ ) is Node  $i$  itself and all its interfering nodes. A coloring scheme for an ICP assigns a color to each node and is said to be *proper* if no node shares its color with any of its interfering nodes. Let  $c : [n] \rightarrow [k]$  be a proper coloring scheme with  $k$  (any positive integer) colors and  $|c(\mathcal{N}^+(i))|$  denote the number of colors in the closed anti-outneighborhood of the Node  $i$ . Then, the local chromatic number of an ICP ( $\mathcal{X}_l$ ) is defined as

$$\mathcal{X}_l = \min_c \max_{i \in V} |c(\mathcal{N}^+(i))|.$$

In words, the local chromatic number of an ICP is defined as the maximum number of different colors that appear in the closed anti-outneighborhood of any node, minimized over all proper colorings.

We use the following result to upper bound the broadcast rate of an ICP, which follows from [35, Theorem 1].

*Lemma 1:* Given an  $n$  node ICP, the minimum broadcast rate of the ICP is upper bounded by its local chromatic number  $\mathcal{X}_l$ .

We can represent an  $n$  node ICP by an equivalent  $n$  vertex directed side information graph  $\mathcal{G}$ , where each vertex corresponds to a unique node, and there exists an edge from Vertex  $i$  to Vertex  $j$  if Node  $i$  has File  $j$  (Node  $j$ 's requested file).

There are several available lower bounds for the ICP. In particular, we use Lemma 2 to derive the lower bound on the server transmission rate for our multi-access CCDN and it follows from

[36, Corollary 1].

*Lemma 2:* Consider an  $n$  node ICP with side information graph  $\mathcal{G}$ . Let  $M_i$  be the file requested by Node  $i$  and  $S(\mathcal{G})$  be the minimum broadcast rate. Then, for any subset  $\mathcal{J} \subseteq [n]$  such that the subgraph of  $\mathcal{G}$  induced by the vertices in  $\mathcal{J}$  does not contain a directed cycle, we have

$$S(\mathcal{G}) \geq \sum_{j \in \mathcal{J}} |M_j|.$$

## V. OUR POLICY

In this section, we describe our policy with an example. Our policy can have a lower server transmission rate than the coloring-based policy proposed in [1]. Our placement and delivery policies, both are different to the coloring-based policy. Our delivery policy is based on a solution to an appropriately defined ICP.

Consider a general  $(N, K, L)$ -CCDN setup. We first describe our achievable scheme for corner points i.e., for memory points  $M = iN/K$ , where  $i \in \left[\left\lceil \frac{K}{L} \right\rceil\right] \cup \{0\}$ .

- $i = 0$

If  $i = 0$ , then  $M = 0$ . i.e., no file parts are stored in the cache. The worst case request pattern is all users requesting different files. Hence,  $R(0) = K$  units.

- $i \in \left[\left\lfloor \frac{K}{L} \right\rfloor\right]$

Let  $\hat{\mathcal{S}}$  be the collection of subsets  $s$  of  $[K]$  which satisfy (i)  $|s| = i$ , and (ii) if  $i > 1$ , every two elements  $(j, l)$  of  $s$  satisfy  $|j - l| \geq L$  and  $|K - |j - l|| \geq L$ .

*Placement policy:* Let  $X = |\hat{\mathcal{S}}|$  and divide each file into  $X$  parts, with one subfile corresponding to each subset  $s \in \hat{\mathcal{S}}$ . Store the subfile corresponding to set  $s$  in all the caches whose index belongs to  $s$ .

The above policy creates overlaps in the cache contents to aid coded-multicasting opportunities, while ensuring that there are no redundant copies. For example, a user should not have two copies of the same subfile amongst its accessible caches.

*Delivery policy:* After users have revealed their requests, form an instance of the ICP with the file parts which are unavailable locally. the server transmits messages according to the solution of the ICP.

- $i = \left\lceil \frac{K}{L} \right\rceil$

We first create a list (of size  $\left\lceil \frac{K}{L} \right\rceil \times N$  elements) by repeating the sequence  $\{1, 2, \dots, N\}$   $MK/N = \left\lceil \frac{K}{L} \right\rceil$  times i.e.,  $\{1, 2, \dots, N - 1, N, 1, 2, \dots, N - 1, N, 1, 2, \dots\}$ . Then we fill the



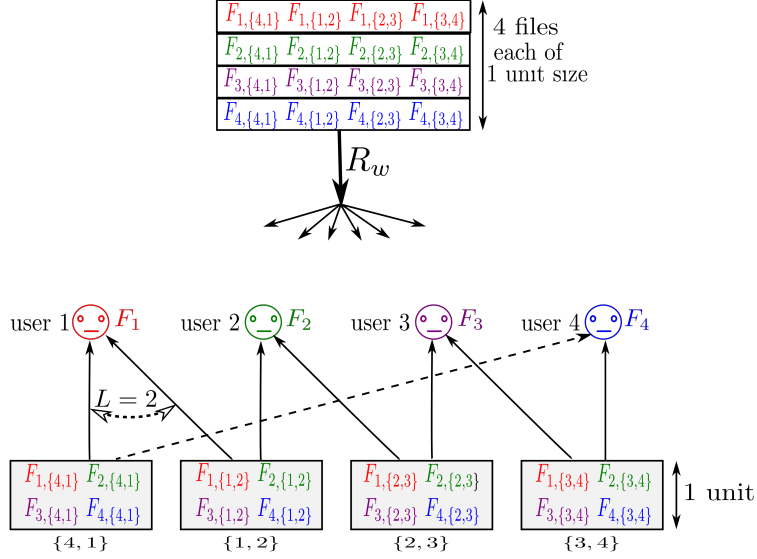


Fig. 2. Illustration of storage policy for  $N=4$ ,  $K=4$ ,  $M=1$  and  $L=2$ .

caches according to the list sequentially. Note that the total memory required to fit the list is  $i \times N$  units, which is equal to our total cache memory. Hence, the memory constraint is satisfied. This storage policy makes sure that each user has access to all files in the central server's catalog. Hence, the worst case transmission rate is 0 units.

*Example:* For  $(N = 3, K = 3, L = 2)$  – CCDN, at  $i = 2$ , the list is  $\{1, 2, 3, 1, 2, 3\}$  and Cache 1 is filled with files 1 and 2, Cache 2 is filled with files 3 and 1, Cache 3 is filled with files 2 and 3. Observe that with this storage policy, each user has access to all the files. Hence, the worst case transmission rate is 0 units.

For the remaining points ( $M \neq iN/K$ ), our achievable rate is derived by memory sharing.

Now, we illustrate our policy with an example.

*Example:*  $(4, 4, 2)$  – CCDN: Consider an example with  $N = 4$  files,  $K = 4$  users / caches and each user connected to  $L = 2$  caches, as shown in Figure 2.

**Achievability:** We discuss the achievability for  $\left\lceil \left\lceil \frac{K}{L} \right\rceil \right\rceil \cup \{0\} = 3$  memory points  $M = \{0, 1, 2\}$ . At the remaining points, achievable rate is obtained by memory sharing.

- $M = 0$   $R(0) = 4$  units.
- $M = 1$

*Placement policy:*

At  $M = 1$ ,  $i = \frac{MK}{N} = 1$ . Hence,  $\hat{\mathcal{S}} = \{\{1\}, \{2\}, \{3\}, \{4\}\}$ . Split each file into  $X = |\hat{\mathcal{S}}| = 4$

parts and store the 1<sup>st</sup> part of each file in Cache 1, the 2<sup>nd</sup> part of each file in Cache 2, and so on as shown in Figure 2. Observe that the memory constraint ( $M = 1$ ) is satisfied. Since the 1<sup>st</sup> cache is connected to User 4 and User 1, we subscript the stored content in Cache 1 with  $\{4, 1\}$ , and repeat the same procedure for the other caches as well, i.e.,

- Cache 1 stores  $\mathcal{F}_{1,\{4,1\}}$ ,  $\mathcal{F}_{2,\{4,1\}}$ ,  $\mathcal{F}_{3,\{4,1\}}$ , and  $\mathcal{F}_{4,\{4,1\}}$ ,
- Cache 2 stores  $\mathcal{F}_{1,\{1,2\}}$ ,  $\mathcal{F}_{2,\{1,2\}}$ ,  $\mathcal{F}_{3,\{1,2\}}$ , and  $\mathcal{F}_{4,\{1,2\}}$ ,
- Cache 3 stores  $\mathcal{F}_{1,\{2,3\}}$ ,  $\mathcal{F}_{2,\{2,3\}}$ ,  $\mathcal{F}_{3,\{2,3\}}$ , and  $\mathcal{F}_{4,\{2,3\}}$ ,
- Cache 4 stores  $\mathcal{F}_{1,\{3,4\}}$ ,  $\mathcal{F}_{2,\{3,4\}}$ ,  $\mathcal{F}_{3,\{3,4\}}$ , and  $\mathcal{F}_{4,\{3,4\}}$ .

*Delivery policy:*

Let the user request profile be  $\{d_1, d_2, d_3, d_4\}$ . In terms of subfiles,

- User 1 needs  $\mathcal{F}_{d_1,\{4,1\}}$ ,  $\mathcal{F}_{d_1,\{1,2\}}$ ,  $\mathcal{F}_{d_1,\{2,3\}}$ , and  $\mathcal{F}_{d_1,\{3,4\}}$ ,
- User 2 needs  $\mathcal{F}_{d_2,\{1,2\}}$ ,  $\mathcal{F}_{d_2,\{2,3\}}$ ,  $\mathcal{F}_{d_2,\{3,4\}}$ , and  $\mathcal{F}_{d_2,\{4,1\}}$ ,
- User 3 needs  $\mathcal{F}_{d_3,\{2,3\}}$ ,  $\mathcal{F}_{d_3,\{3,4\}}$ ,  $\mathcal{F}_{d_3,\{4,1\}}$ , and  $\mathcal{F}_{d_3,\{1,2\}}$ ,
- User 4 needs  $\mathcal{F}_{d_4,\{3,4\}}$ ,  $\mathcal{F}_{d_4,\{4,1\}}$ ,  $\mathcal{F}_{d_4,\{1,2\}}$ , and  $\mathcal{F}_{d_4,\{2,3\}}$ .

Note that the red color (bold font) subfiles are already available at the corresponding users, only the black color (normal font) subfiles are needed for them. Each user requires 2 subfiles and thus a total 8 subfiles are involved in the server transmission. We can map the problem here to an instance of the index coding problem described in Section IV, with  $n = 8$  nodes, each one requesting a distinct subfile. The side information at the node representing (and requesting) some Subfile  $i$  are the subfiles available to the user which is requesting Subfile  $i$ . For example, the side information of the node representing Subfile  $\mathcal{F}_{d_1,\{3,4\}}$  are the subfiles available to User 1, i.e.,  $\mathcal{F}_{d_2,\{4,1\}}$ ,  $\mathcal{F}_{d_3,\{4,1\}}$ ,  $\mathcal{F}_{d_3,\{1,2\}}$ , and  $\mathcal{F}_{d_4,\{1,2\}}$ . We can solve this index coding problem to get the achievable transmission rate for our proposed scheme.

In this case, it is possible to get an explicit characterization of the optimal server transmission scheme and it is given by:

$$\begin{aligned} & \mathcal{F}_{d_1,\{2,3\}} \oplus \mathcal{F}_{d_2,\{4,1\}} \oplus \mathcal{F}_{d_3,\{1,2\}} \oplus \mathcal{F}_{d_4,\{1,2\}}, \\ & \mathcal{F}_{d_2,\{3,4\}} \oplus \mathcal{F}_{d_3,\{1,2\}} \oplus \mathcal{F}_{d_4,\{2,3\}} \oplus \mathcal{F}_{d_1,\{2,3\}}, \\ & \mathcal{F}_{d_3,\{4,1\}} \oplus \mathcal{F}_{d_4,\{2,3\}} \oplus \mathcal{F}_{d_1,\{3,4\}} \oplus \mathcal{F}_{d_2,\{3,4\}}. \end{aligned}$$

It can be verified that using the above server transmissions and the accessible cache contents, each user can recover its requested file. Since each message is of size  $1/4$  units, the total

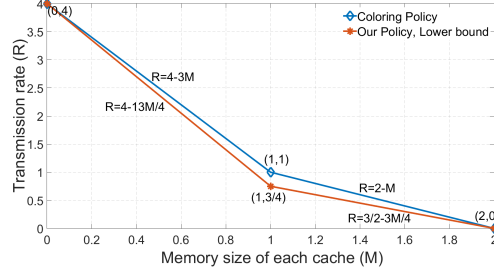


Fig. 3. Rate vs Memory trade-off for the  $(N = 4, K = 4, L = 2)$ -CCDN setup where the number of files are  $N = 4$ , the number of caches and the number of users are  $K = 4$ , and each user is connected to  $L = 2$  caches.

server transmission size is given by  $R(1) = 3/4$  units.

- $M = 2$

Store files  $\mathcal{F}_1, \mathcal{F}_2$  in Cache 1, Cache 3 and  $\mathcal{F}_3, \mathcal{F}_4$  in Cache 2, Cache 4. Since, each user has access to all files, the worst case transmission rate is  $R(2) = 0$  units.

The transmission rate  $R(M)$  at intermediate values is given by memory-sharing and thus the achievable rate-memory trade-off of our scheme is given by

$$\therefore R^*(M) \leq R(M) = \begin{cases} 4 - 13M/4, & \text{if } 0 \leq M \leq 1, \\ 3/2 - 3M/4, & \text{if } 1 \leq M \leq 2, \\ 0 & \text{if } M \geq 2. \end{cases} \quad (1)$$

On the other hand, the achievable rate  $R_{color}(M)$  for the coloring-based scheme proposed in [1] is given by

$$\therefore R^*(M) \leq R_{color}(M) = \begin{cases} 4 - 3M, & \text{if } 0 \leq M \leq 1, \\ 2 - M, & \text{if } 1 \leq M \leq 2, \\ 0 & \text{if } M \geq 2. \end{cases} \quad (2)$$

Figure 3 shows the comparison between the performance of the two schemes and demonstrates the improvement in rate using our modified placement scheme and an associated index coding-based delivery scheme.

## VI. MAIN RESULTS AND DISCUSSION

Now we evaluate the performance of our policy in this section and characterize the optimal rate-memory trade-off  $R^*(M)$  for multi-access coded caching system. As mentioned in Section

IV, most of our results are based on ICP bounds. The proofs of our results are relegated to Section VIII.

#### A. New achievable rate for general $(N, K, L)$ -CCDN

First, we provide a new upper bound on  $R^*(M)$  for the general  $(N, K, L)$ -CCDN using our (uncoded) placement and delivery policy.

*Theorem 1:* Consider the general  $(N, K, L)$ -CCDN. Let  $M$  be the cache size, and  $R^*(M)$  be the optimal rate-memory trade-off under the restriction of uncoded placement. Then for  $M = \frac{iN}{K}$ ,  $i \in \{0\} \cup [\lceil \frac{K}{L} \rceil]$ ,

$$R^*(M) \leq R_{\text{new}}(M) = \begin{cases} K \left(1 - \frac{LM}{N}\right)^2 & \text{if } i \in \{0\} \cup [\lceil \frac{K}{L} \rceil] \\ 0 & \text{if } i = \lceil \frac{K}{L} \rceil \end{cases}$$

is achievable using an uncoded placement scheme. For general  $0 \leq M \leq \frac{N}{K} \lceil \frac{K}{L} \rceil$ , the lower convex envelope of these points is achievable.

As mentioned earlier, [1] gave an upper bound<sup>5</sup> on  $R^*(M)$ , which is given by  $R_{\text{color}}(M) = \min\{N/M, K\} \left(\frac{1-LM/N}{1+KM/N}\right)$ . Our achievable rate in Theorem 1 can sometimes be significantly better than  $R_{\text{color}}(M)$ , see example below.

*Example:* For  $(N, K, L = \frac{K-\sqrt{K}}{2})$ -CCDN,  $R_{\text{new}}(\frac{2N}{K}) = 1$  is a constant whereas  $R_{\text{color}}(\frac{2N}{K}) = \frac{\sqrt{K}}{6}$  grows unbounded as the number of users in the system  $K$  increases.

Next, we specialize the result in Theorem 1 to the case of  $L \geq K/2$ , which is the regime for our remaining results.

*Corollary 2:* Consider the  $(N, K, L)$ -CCDN with  $L \geq K/2$ . Let  $M$  be the cache size,  $R^*(M)$  be the optimal rate-memory trade-off under the restriction of uncoded placement, then

$$R^*(M) \leq R_{ub}(M) = \begin{cases} K - \left[K - \frac{(K-L)^2}{K}\right] \frac{MK}{N}, & \text{if } 0 \leq M \leq \frac{N}{K}, \\ \frac{(K-L)^2}{K} \left(2 - \frac{MK}{N}\right), & \text{if } \frac{N}{K} \leq M \leq \frac{2N}{K}, \\ 0 & \text{if } M \geq \frac{2N}{K}. \end{cases} \quad (3)$$

**Proof:** From Theorem 1, the achievable rate at memory points  $0$ ,  $\frac{N}{K}$ , and  $\frac{2N}{K}$  is  $K$ ,  $\frac{(K-L)^2}{K}$ , and  $0$  respectively. The convex envelope of these points is  $R_{ub}(M)$ . Hence  $R^*(M) \leq R_{ub}(M)$ . ■

<sup>5</sup>The proposed scheme has an uncoded placement phase for the case when  $L$  divides  $K$ .

### B. Order optimality for $L \geq K/2$

As mentioned before, the gap between the achievable rate  $R_{\text{color}}(M)$  and the information-theoretic lower bound derived in [1] scales with  $L$ , i.e.,  $\frac{R_{\text{color}}(M)}{R_{\text{inf}}^*(M)} \leq cL$ , where  $R_{\text{inf}}^*(M)$  is the information-theoretically optimal rate-memory tradeoff and  $c$  is some constant. While the characterization (exact or order-optimal) of  $R_{\text{inf}}^*(M)$  for a general  $(N, K, L)$ -CCDN remains open, our following results establish the order-optimal (up to a factor of 2) uncoded placement rate-memory trade-off  $R^*(M)$  for any  $(N, K, L)$ -CCDN with  $L \geq K/2$ . For this, we provide an improved lower bound on the server transmission rate for any valid (uncoded) placement and delivery scheme in Theorem 3 and use the upper bound stated in Corollary 2. We derive the lower bound by mapping our setup to an appropriate ICP and using converse arguments for the ICP to derive lower bounds on the server transmission rate for our setup. Let  $R_{\text{lb}}(M)$  be defined as follows:

$$R_{\text{lb}}(M) = \begin{cases} K - \left[ K - \frac{(K-L)(K-L+1)}{2K} \right] \frac{MK}{N}, & \text{if } 0 \leq M \leq \frac{N}{K}, \\ \frac{(K-L)(K-L+1)}{2K} \left( 2 - \frac{MK}{N} \right), & \text{if } \frac{N}{K} \leq M \leq \frac{2N}{K}, \\ 0 & \text{if } M \geq \frac{2N}{K}. \end{cases} \quad (4)$$

*Theorem 3:* Consider the  $(N, K, L)$ -CCDN with  $L \geq K/2$ . Let  $M$  be the cache size,  $R^*(M)$  be the optimal rate-memory trade-off under the restriction of uncoded placement, and  $R_{\text{lb}}(M)$  be as defined in (4). Then we have

$$R^*(M) \geq R_{\text{lb}}(M).$$

The following corollary compares the upper and lower bounds on  $R^*(M)$  from Corollary 2 and Theorem 3 respectively and gives an approximate characterization of the optimal rate-memory trade-off  $R^*(M)$ .

*Corollary 4:* Consider the  $(N, K, L)$ -CCDN with  $L \geq K/2$ . Let  $M$  be the cache size,  $R^*(M)$  be the optimal rate-memory trade-off under the restriction of uncoded placement and  $R_{\text{ub}}(M)$  be as defined in (3). Then we have

$$\frac{R_{\text{ub}}(M)}{R^*(M)} \leq 2.$$

We are able to give an approximate characterization of the optimal rate-memory trade-off  $R^*(M)$  for  $L \geq K/2$ , because of improvement in both the upper and lower bounds.

### C. Exact optimality for $L \geq K/2$

While Corollary 4 provides an approximate characterization of  $R^*(M)$  for any  $L \geq K/2$ , we now present some special cases where we are able to derive it exactly.

*Theorem 5:* Consider the  $(N, K, L)$ -CCDN with  $L \geq K/2$ . Let  $M$  be the cache size,  $R^*(M)$  be the optimal rate-memory trade-off under the restriction of uncoded placement, and  $R_{lb}(M)$  be as defined in (4). Then for any cache size  $M$ , we have  $R^*(M) = R_{lb}(M)$  for the following scenarios:

- 1)  $L = K - 1$ .
- 2)  $L = K - 2$ .
- 3)  $L = K - 3$ ,  $K$  is even.
- 4)  $L = K - K/s + 1$  for some positive integer  $s$ .

The above result is proven by deriving improved achievability bounds for the mentioned cases and showing that the rate-memory pair  $(R_{lb}(M), M)$  is feasible for all  $M$ . This combined with Theorem 3 then gives us the above result. Note that for  $L = K - 3$ , we are able to characterize  $R^*(M)$  exactly when  $K$  is even. For the case of  $L = K - 3$  with  $K$  odd, we are able to show that the rate-memory pair  $(R_a(M), M)$  is achievable, where  $R_a(M)$  is defined as follows:

$$R_a(M) = \begin{cases} K - \left[ K - \frac{6}{K} - \frac{2}{K(K-1)} \right] \frac{MK}{N}, & \text{if } 0 \leq M \leq \frac{N}{K}, \\ \left[ \frac{6}{K} + \frac{2}{K(K-1)} \right] \left( 2 - \frac{MK}{N} \right), & \text{if } \frac{N}{K} \leq M \leq \frac{2N}{K}, \\ 0 & \text{if } M \geq \frac{2N}{K}. \end{cases}$$

Comparing  $R_a(M)$  to the lower bound  $R_{lb}(M)$  from Theorem 3, we can show that the additive gap is at most  $\frac{2}{K(K-1)}$ , which decreases to zero as the number of users in the system  $K$  becomes large.

## VII. DISCUSSIONS

In summary, we derived new bounds for the  $(N, K, L)$ -CCDN and established the order-optimal uncoded placement rate-memory trade-off for the case of  $L \geq K/2$ . We also established the exact uncoded placement rate-memory trade-off for a few cases. Note that while our achievable rate works for any  $L$ , our lower bound is specifically tailored towards the case of  $L \geq K/2$ . Generalizing this bound to the case of  $L < K/2$  and using it to extend the order-optimality result to this regime is a natural direction for future research.

While our ultimate goal is to characterize the exact rate-memory trade-off for the general  $(N, K, L)$ -CCDN problem, there are several challenges involved. While our proposed scheme works for the general setup, characterizing its rate-memory trade-off can be very difficult in general. This is because our achievability scheme is based on the solution of the corresponding ICP and that in general is an NP-hard [20] problem. It can also be quite difficult to get closed form expressions for the known upper bounds. To get tighter upper bounds for the achievable rate of our proposed strategy is indeed a part of our future work.

Our lower bound is specifically tailored towards the case of  $L \geq K/2$ . Generalizing this bound to the case of  $L < K/2$  is also more challenging for the general setup. A critical step in proving the index coding-based lower bound (illustrated in Section VIII-B) was to generate several inequalities by considering different request patterns  $\mathbf{d}$  and different user orders  $\mathbf{u}$ , and then combining them together. For the  $L = 1$  case, [18], [19] considered all possible permutations  $\mathbf{u}$  to get a tight lower bound. However, for the multi cache-access case with  $L > 1$ , all user permutations are not equivalent since some of the cache-access subsets are not feasible.

For example, recall the lower bound argument for the  $(N = 4, K = 4, L = 2)$ -CCDN discussed in Section VIII-B. For any request profile  $\mathbf{d}$ , if we use the user permutation  $\mathbf{u} = (2, 4, 3, 1)$ , we will get the inequality  $R^*(M) \geq |\mathcal{F}_{d_2, \phi}| + |\mathcal{F}_{d_2, \{3, 4\}}| + |\mathcal{F}_{d_2, \{4, 1\}}| + |\mathcal{F}_{d_2, \{3, 4, 1\}}| + |\mathcal{F}_{d_4, \phi}| + |\mathcal{F}_{d_3, \phi}| + |\mathcal{F}_{d_1, \phi}|$ , which contains one fewer term ( $|\mathcal{F}_{d_3, \{4, 1\}}|$ ) than the inequality we get for the user permutation  $\mathbf{u} = (2, 3, 4, 1)$ , given by  $R^*(M) \geq |\mathcal{F}_{d_2, \phi}| + |\mathcal{F}_{d_2, \{3, 4\}}| + |\mathcal{F}_{d_2, \{4, 1\}}| + |\mathcal{F}_{d_2, \{3, 4, 1\}}| + |\mathcal{F}_{d_3, \phi}| + |\mathcal{F}_{d_3, \{4, 1\}}| + |\mathcal{F}_{d_4, \phi}| + |\mathcal{F}_{d_1, \phi}|$ .

For  $L \geq K/2$ , rotations (instead of permutations) for the user order  $\mathbf{u}$  are all equivalent and suffice to get a tight lower bound. Unfortunately, they do not suffice in the general case and hence, we need more sophisticated analysis to devise tight lower bounds for the general  $(N, K, L)$ -CCDN setup. This is also part of our future work.

## VIII. PROOFS

Here, we provide the proofs for all the results. The proofs are given in the following order: Theorem 5, Theorem 3, Theorem 1, and Corollary 4.

### A. Proof of Theorem 5

**Proof:** For our achievability scheme, we consider 3 corner points  $M = \{0, N/K, 2N/K\}$ . As mentioned in Section V the rates  $R = K$  and  $R = 0$  are achievable at memory points  $M = 0$

and  $M = 2N/K$  respectively. Now, we discuss about the memory point  $M = N/K$ .

1) *Placement Policy for any  $L \geq K/2$  at  $M = N/K$ :*

$M = N/K$  means  $i = \frac{MK}{N} = 1$ . Hence,  $\hat{\mathcal{S}} = \{\{j\} : j \in [K]\}$ . Split each file into  $X = |\hat{\mathcal{S}}| = K$  equal parts and store the  $j^{th}$  part of each file in Cache  $j$ . Observe that this storage policy satisfies the memory constraint  $M = \frac{N}{K}$  units. Since, Cache  $j$  is connected to User  $\langle j \rangle$ , User  $\langle j-1 \rangle, \dots$ , User  $\langle j-L+1 \rangle$ , we subscript the stored content in Cache  $j$  with the set  $\langle j-L+1 \rangle : \langle j \rangle$ , i.e., Cache  $j$  stores  $\mathcal{F}_{i, \langle j-L+1 \rangle : \langle j \rangle} \forall i \in [N]$ .

Recall that User  $l$  has access to caches  $l, \langle l+1 \rangle, \dots, \langle l+L-1 \rangle$ . Hence, for all  $i \in [N]$ ,  $k \in [L]$ ,  $\mathcal{F}_{i, \langle l+k-L \rangle : \langle l+k-1 \rangle}$  are available to User  $l$ . (Because,  $\mathcal{F}_{i, \langle l+k-L \rangle : \langle l+k-1 \rangle}$  is stored in Cache  $\langle l+k-1 \rangle$  which is available to User  $l$  if  $k \in [L]$ .)

For example, if  $K = 5$  and  $L = 3$ , then for all  $i \in [N]$ ,

- $\mathcal{F}_{i, [4:1]}$ ,  $\mathcal{F}_{i, [5:2]}$ , and  $\mathcal{F}_{i, [1:3]}$  are available to User 1, (Since the set represented by subscripted rectangular brackets contains 1),
- $\mathcal{F}_{i, [5:2]}$ ,  $\mathcal{F}_{i, [1:3]}$ , and  $\mathcal{F}_{i, [2:4]}$  are available to User 2,
- $\mathcal{F}_{i, [1:3]}$ ,  $\mathcal{F}_{i, [2:4]}$ , and  $\mathcal{F}_{i, [3:5]}$  are available to User 3,
- $\mathcal{F}_{i, [2:4]}$ ,  $\mathcal{F}_{i, [3:5]}$ , and  $\mathcal{F}_{i, [4:1]}$  are available to User 4,
- $\mathcal{F}_{i, [3:5]}$ ,  $\mathcal{F}_{i, [4:1]}$ , and  $\mathcal{F}_{i, [5:2]}$  are available to User 5.

2) *Delivery Policy:*

Now, we discuss the delivery phase. Let the user request profile be  $(d_1, d_2, \dots, d_K) \in [N]^K$ , i.e., User  $l$  requests File  $d_l$ . User  $l$  needs only those File  $d_l$ 's subfiles which are not available to him. Explicitly, User  $l$  needs only  $K-L$  subfiles  $\mathcal{F}_{d_l, \langle l+1 \rangle : \langle l+L \rangle}$ ,  $\mathcal{F}_{d_l, \langle l+2 \rangle : \langle l+L+1 \rangle}$ , ...,  $\mathcal{F}_{d_l, \langle l+K-L \rangle : \langle l+K-1 \rangle}$  (which are stored in User  $l$ 's non accessible caches  $\langle l+L \rangle, \langle l+L+1 \rangle, \dots, \langle l+K-1 \rangle$  respectively). Hence,

- User 1 needs  $F_{d_1, [2: \langle L+1 \rangle]}$ ,  $F_{d_1, [3: \langle L+2 \rangle]}$ , ...,  $F_{d_1, [K-L+1: K]}$ ,
- User 2 needs  $F_{d_2, [3: \langle L+2 \rangle]}$ ,  $F_{d_2, [4: \langle L+3 \rangle]}$ , ...,  $F_{d_2, [\langle K-L+2 \rangle : 1]}$ ,
- ⋮
- User  $l$  needs  $F_{d_l, \langle l+1 \rangle : \langle l+L \rangle}$ ,  $F_{d_l, \langle l+2 \rangle : \langle l+L+1 \rangle}$ , ...,  $F_{d_l, \langle l+K-L \rangle : \langle l+K-1 \rangle}$ ,
- ⋮
- User  $K$  needs  $F_{d_K, [1: K-L]}$ ,  $F_{d_K, [2: K-L+1]}$ , ...,  $F_{d_K, [K-L: K-1]}$ .

For  $K = 5$ ,  $L = 3$  case,

- User 1 needs  $\mathcal{F}_{d_1, [2:4]}$ , and  $\mathcal{F}_{d_1, [3:5]}$ ,



- User 2 needs  $\mathcal{F}_{d_2,[3:5]}$ , and  $\mathcal{F}_{d_2,[4:1]}$ ,
- User 3 needs  $\mathcal{F}_{d_3,[4:1]}$ , and  $\mathcal{F}_{d_3,[5:2]}$ ,
- User 4 needs  $\mathcal{F}_{d_4,[5:2]}$ , and  $\mathcal{F}_{d_4,[1:3]}$ ,
- User 5 needs  $\mathcal{F}_{d_5,[1:3]}$ , and  $\mathcal{F}_{d_5,[2:4]}$ .

Each user needs  $K - L$  subfiles and thus a total of  $(K - L)K$  subfiles are involved in the server transmission. We can map the problem here to an instance of the ICP described in Section IV, with  $n = (K - L)K$  nodes, each one requesting a distinct subfile. The side information at the node representing (and requesting) some Subfile  $r$  are the subfiles available to the user which is requesting Subfile  $r$ .

To understand the structural properties of the above ICP, we form a  $K \times (K - L)$  table (see Table 1), such that  $p^{th}$  row and  $q^{th}$  column contains node  $F_{d_p, \{ \langle p+q \rangle, \langle p+q+1 \rangle, \dots, \langle p+q+L-1 \rangle \}}$  i.e., the subfile requested by User  $p$  and available at users  $\langle p+q \rangle, \langle p+q+1 \rangle, \dots, \langle p+q+L-1 \rangle$ . We refer to this entry as the Node  $(p, q)$  (Here,  $p \in [K], q \in [K - L]$ ). Note that the entries in the Row  $p$  are the subfiles needed for User  $p$ .

|   |   |     |   |
|---|---|-----|---|
| $F_{d_1, [2: \langle L+1 \rangle]}$                   | $F_{d_1, [3: \langle L+2 \rangle]}$                     | ... | $F_{d_1, [K-L+1: K]}$                                     |
| $F_{d_2, [3: \langle L+2 \rangle]}$                   | $F_{d_2, [4: \langle L+3 \rangle]}$                     | ... | $F_{d_2, [\langle K-L+2 \rangle: 1]}$                     |
| $\vdots$  | $\vdots$  | ... | $\vdots$  |
| $F_{d_p, [\langle p+1 \rangle: \langle p+L \rangle]}$ | $F_{d_p, [\langle p+2 \rangle: \langle p+L+1 \rangle]}$ | ... | $F_{d_p, [\langle p+K-L \rangle: \langle p+K-1 \rangle]}$ |
| $\vdots$  | $\vdots$  | ... | $\vdots$  |
| $F_{d_K, [1: \langle L \rangle]}$                     | $F_{d_K, [2: \langle L+1 \rangle]}$                     | ... | $F_{d_K, [\langle K-L \rangle: \langle K-1 \rangle]}$     |

TABLE 1

ICP FOR  $(N, K, L \geq K/2)$ -CCDN. ROW  $p$  CONTAINS THE SUBFILES NEEDED FOR USER  $p$ .

|                       |
|-----------------------|
| $F_{d_1, [2: K]}$     |
| $F_{d_2, [3: 1]}$     |
| $\vdots$              |
| $F_{d_p, [p+1: p-1]}$ |
| $\vdots$              |
| $F_{d_K, [1: K-1]}$   |

TABLE 2

ICP FOR  $(N, K, L = K - 1)$ -CCDN.

(a).  $L = K - 1$ : The ICP for  $L = K - 1$  is given in Table 2. Here, User  $p$  needs only  $1 (= K - L)$  sub-file and it is  $\mathcal{F}_{d_p, [\langle p+1 \rangle: \langle p+K-1 \rangle]} = \mathcal{F}_{d_p, [K] \setminus \{p\}}$ . We can observe that the sub-file needed for User  $p$  is available to all the users in the system except User  $p$ .

Hence, the central server sends the following message:

$$\mathcal{F}_{d_1, [K] \setminus \{1\}} \oplus \mathcal{F}_{d_2, [K] \setminus \{2\}} \oplus \dots \oplus \mathcal{F}_{d_K, [K] \setminus \{K\}}$$

It can be verified that using the above message and the accessible cache contents, each user can recover its requested file. Since, each sub-file is of size  $1/K$  units,  $R(N/K) = \frac{1}{K}$  units  $= \frac{(K-L)(K-L+1)}{2K}$  units.

(b).  $L = K - 2$ : The ICP for  $L = K - 2$  is given in Table 3.

|                                       |                                       |
|---------------------------------------|---------------------------------------|
| $\mathcal{F}_{d_1, [2:K-1]}$          | $\mathcal{F}_{d_1, [3:K]}$            |
| $\mathcal{F}_{d_2, [3:K]}$            | $\mathcal{F}_{d_2, [4:1]}$            |
| $\vdots$                              | $\vdots$                              |
| $\mathcal{F}_{d_p, [<p+1>: <p+K-2>]}$ | $\mathcal{F}_{d_p, [<p+2>: <p+K-1>]}$ |
| $\vdots$                              | $\vdots$                              |
| $\mathcal{F}_{d_K, [1:K-2]}$          | $\mathcal{F}_{d_K, [2:K-1]}$          |

TABLE 3

ICP FOR  $(N, K, L = K - 2)$ -CCDN.

|             |          |
|-------------|----------|
| $K - 1$     | 1        |
| $K$         | 2        |
| $\vdots$    | $\vdots$ |
| $< l - 2 >$ | $l$      |
| $\vdots$    | $\vdots$ |
| $K - 2$     | $K$      |

TABLE 4

COLORING SCHEME FOR TABLE 3

|                            |                            |
|----------------------------|----------------------------|
| $\mathcal{F}_{d_1, [2:4]}$ | $\mathcal{F}_{d_1, [3:5]}$ |
| $\mathcal{F}_{d_2, [3:5]}$ | $\mathcal{F}_{d_2, [4:1]}$ |
| $\mathcal{F}_{d_3, [4:1]}$ | $\mathcal{F}_{d_3, [5:2]}$ |
| $\mathcal{F}_{d_4, [5:2]}$ | $\mathcal{F}_{d_4, [1:3]}$ |
| $\mathcal{F}_{d_5, [1:3]}$ | $\mathcal{F}_{d_5, [2:4]}$ |

TABLE 5

EXAMPLE:

$(N, K = 5, L = 3)$ -CCDN WITH  
REQUEST PROFILE  
 $(d_1, d_2, d_3, d_4, d_5)$ .

|   |   |
|---|---|
| 4 | 1 |
| 5 | 2 |
| 1 | 3 |
| 2 | 4 |
| 3 | 5 |

TABLE 6

COLORING SCHEME FOR  
TABLE 5

|        |        |
|--------|--------|
| 4 (NI) | 1 (NI) |
| 5 (NI) | 2 (I)  |
| 1      | 3 (I)  |
| 2 (I)  | 4 (NI) |
| 3 (NI) | 5 (NI) |

TABLE 7

AN ILLUSTRATION OF NODE (3,1) FOR  $K = 5$ . HERE,  
NI MEANS NON-INTERFERING NODE AND I MEANS  
INTERFERING NODE

Observe that for Node  $(p, q)$ , among the other nodes, only nodes  $(p, \bar{q})$  (the other node in  $p^{th}$  row),  $(< p+1 >, 1)$ , and  $(< p-1 >, 2)$  do not contain  $p$  in the set which is represented by their subscripted rectangular brackets, and are thus interfering nodes. Recall from the placement phase that for a subfile of File  $\mathcal{F}_{d_p}$ , the subscripted rectangular bracket shows that the subfile is available at the users in the set represented by the subscripted rectangular brackets. As an illustration, we discuss the  $K = 5, L = 3$  example in Table 5. Observe that for Node (3,1), nodes (3,2), (4,1), and (2,2) do not contain 3 in the set represented by their subscripted rectangular brackets, and are thus interfering nodes.

*A proper coloring scheme:* Take  $K$  colors and assign Color  $p$  to nodes  $(p, 2)$  and  $(< p+2 >, 1)$ . The coloring scheme for the general case is shown in Table 4 and in Table 6 for  $K = 5$ . The interfering nodes for nodes in the Row  $i$  are present in rows  $i - 1, i, i + 1$  but we repeat the colors of nodes in Row  $i$  to nodes in rows  $i - 2$ , and  $i + 2$ . i.e., this coloring scheme ensures

that none of the nodes share its color with any of its interfering nodes. (See Table 7 for Node (3,1) color and its interfering node colors). Hence, this is a proper coloring scheme.

Observe that for Node  $(p, q)$ , 3 colors appear in the closed anti-outneighborhood, one color for Node  $(p, q)$ , one color for Node  $(p, \bar{q})$ , one common color for nodes  $(\langle p+1 \rangle, 1)$  and  $(\langle p-1 \rangle, 2)$ . Hence, the local chromatic number of the ICP is 3. Therefore, from Lemma 1, an upper bound on the corresponding ICP is 3 and here each sub-file is of size  $1/K$  units. Hence,  $R(N/K) = 3/K$  units =  $\frac{(K-L)(K-L+1)}{2K}$  units.

(c).  $L = K - 3$ ,  $K$  is even: The ICP for  $L = K - 3$  is given in Table 8.

|  |  |  |
|--|--|--|
| $\mathcal{F}_{d_1, [2:K-2]}$                                       | $\mathcal{F}_{d_1, [3:K-1]}$                                       | $\mathcal{F}_{d_1, [4:K]}$   |
| $\mathcal{F}_{d_2, [3:K-1]}$                                       | $\mathcal{F}_{d_2, [4:K]}$   | $\mathcal{F}_{d_2, [5:1]}$   |
| $\vdots$   | $\vdots$   | $\vdots$   |
| $\mathcal{F}_{d_p, [\langle p+1 \rangle : \langle p+K-3 \rangle]}$ | $\mathcal{F}_{d_p, [\langle p+2 \rangle : \langle p+K-2 \rangle]}$ | $\mathcal{F}_{d_p, [\langle p+3 \rangle : \langle p+K-1 \rangle]}$ |
| $\vdots$   | $\vdots$   | $\vdots$   |
| $\mathcal{F}_{d_K, [1:K-3]}$                                       | $\mathcal{F}_{d_K, [2:K-2]}$                                       | $\mathcal{F}_{d_K, [3:K-1]}$                                       |

TABLE 8  
ICP FOR  $(N, K, L = K - 2)$ -CCDN.

|            |          |            |
|------------|----------|------------|
| $(1, K-2)$ | $(2, 1)$ | $(1, 1)$   |
| $(1, K-1)$ | $(2, 2)$ | $(1, 2)$   |
| $(1, K)$   | $(2, 1)$ | $(1, 3)$   |
| $(1, 1)$   | $(2, 2)$ | $(1, 4)$   |
| $\vdots$   | $\vdots$ | $\vdots$   |
| $(1, K-4)$ | $(2, 1)$ | $(1, K-1)$ |
| $(1, K-3)$ | $(2, 2)$ | $(1, K)$   |

TABLE 9  
COLORING SCHEME FOR TABLE 8

Observe that for Node  $(p, q)$ , among the other nodes, only nodes  $(p, \bar{q})$  (the other nodes in  $p^{th}$  row),  $(\langle p+1 \rangle, 1)$ ,  $(\langle p+1 \rangle, 2)$ ,  $(\langle p+2 \rangle, 1)$ ,  $(\langle p-1 \rangle, 2)$ ,  $(\langle p-1 \rangle, 3)$ , and  $(\langle p-2 \rangle, 3)$  do not contain  $p$  in the set which is represented by their subscripted rectangular brackets, and are thus interfering nodes.

*A proper coloring scheme:* Take  $K + 2$  colors. Let the colors be  $\{(1, 1), (1, 2), \dots, (1, K), (2, 1), (2, 2)\}$  and assign color  $(1, p)$  to nodes  $(p, 3)$  and  $(\langle p+3 \rangle, 1)$  for  $1 \leq p \leq K$ , assign color  $(2, 1)$  to  $(\langle p \rangle, 2)$  if  $\langle p \rangle$  is odd and assign color  $(2, 2)$  to  $(\langle p \rangle, 2)$  if  $\langle p \rangle$  is even. The coloring scheme for general case is shown in Table 9 This coloring scheme ensures that none of the nodes share its color with any of its interfering nodes. Hence, this is a proper coloring scheme.

Observe that for Node  $(p, q)$ , 6 colors appear in the closed anti-outneighborhood. Hence, the local chromatic number of the ICP is 6. Therefore, from Lemma 1, an upper bound on the corresponding ICP is 6 and here each sub-file is of size  $1/K$  units. Hence,  $R(N/K) = 6/K$  units =  $\frac{(K-L)(K-L+1)}{2K}$  units.

(d).  $L = K(s - 1)/s + 1$  for some positive integer  $s$ : The ICP for  $L = K(s - 1)/s + 1$  (for some positive integer  $s$ ) is given in Table 10.

|                                     |                                       |     |   |
|-------------------------------------|---------------------------------------|-----|---|
| $\mathcal{F}_{d_1, [2: <L+1>]}$     | $\mathcal{F}_{d_1, [3: <L+2>]}$       | ... | $\mathcal{F}_{d_1, [K-L+1: K]}$         |
| $\mathcal{F}_{d_2, [3: <L+2>]}$     | $\mathcal{F}_{d_2, [4: <L+3>]}$       | ... | $\mathcal{F}_{d_2, [<K-L+2>: 1]}$       |
| $\vdots$                            | $\vdots$                              | ... | $\vdots$                                |
| $\mathcal{F}_{d_p, [<p+1>: <p+L>]}$ | $\mathcal{F}_{d_p, [<p+2>: <p+L+1>]}$ | ... | $\mathcal{F}_{d_p, [<p+K-L>: <p+K-1>]}$ |
| $\vdots$                            | $\vdots$                              | ... | $\vdots$                                |
| $\mathcal{F}_{d_K, [1: L]}$         | $\mathcal{F}_{d_K, [2: <L+1>]}$       | ... | $\mathcal{F}_{d_K, [K-L: K-1]}$         |

TABLE 10

ICP FOR  $(N, K, L = K(s - 1)/s + 1)$ -CCDN.

The interference nodes of Node  $(p, q)$  are nodes  $(p, \bar{q})$  (all the other nodes in Row  $p$ ),

- in column 1, nodes  $(< p + 1 >, 1), \dots, (< p + K - L - 1 >, 1),$
- in column 2, nodes  $(< p - 1 >, 2), \dots, (< p + 1 >, 2), \dots, (< p + K - L - 2 >, 2),$   
 $\vdots$
- in column  $t$ , nodes  $(< p - t + 1 >, t), \dots, (< p - 1 >, t), \dots, (< p + 1 >, t), \dots, (< p + K - L - t >, t),$   
 $\vdots$
- in column  $K - L$ , nodes  $(< p - K - L + 1 >, K - L), \dots, (< p - 1 >, K - L).$

Our coloring scheme is different for  $K - L$  odd and even cases. So, we will discuss them separately.

- $K - L$  is odd

A proper coloring scheme: Take  $\frac{(K-L)(K-L+1)}{2}$  colors. Let the colors be  $\{(q', p') : q' \in [\frac{K-L-1}{2}], p' \in [K - L + 1]\} \cup \{(\frac{K-L+1}{2}, p'') : p'' \in [\frac{K-L+1}{2}]\}.$

- $\forall p'' \in [\frac{K-L+1}{2}]$ , assign Color  $(\frac{K-L+1}{2}, p'')$  to nodes  $(< p'' + d\frac{K-L+1}{2} >, \frac{K-L+1}{2})$  for all  $d \in [2s].$
- $\forall q' \in [\frac{K-L-1}{2}], p' \in [K - L + 1]$ , assign Color  $(q', p')$  to nodes  $(< p' + d(K - L + 1) >, K - L + 1 - q')$  and  $(< p' + d(K - L + 1) + K - L + 1 - q' >, q')$  for all  $d \in [s].$

For Node  $(p, q)$ ,

- If  $q = (K - L + 1)/2$ , color assigned to Node  $(p, q)$  is repeated only in Column  $q$  with a circular gap of  $(< p - (K - L - 1)/2 >, q), \dots, (< p - 1 >, q)$  and  $(K - L + 1)/2$ . Its interference nodes in  $q^{th}$  column are nodes  $(< p + 1 >, q), \dots, (< p + (K - L - 1)/2 >, q)$

- and but we are assigning same color to (non interfering) nodes  $(\langle p - d(K - L + 1)/2 \rangle, q)$  and  $(\langle p + d(K - L + 1)/2 \rangle, q)$  for all  $d \in [2s]$ .
- If  $q < (K - L + 1)/2$ , color assigned to Node  $(p, q)$  is repeated only in columns  $q$  and  $K - L + 1 - q$ . Its interference nodes in  $q^{th}$  column are nodes  $(\langle p - q + 1 \rangle, q), \dots, (\langle p - 1 \rangle, q), (\langle p + 1 \rangle, q), \dots, (\langle p + K - L - q \rangle, q)$ , but we are assigning same color to (non interfering) nodes  $(\langle p - (K - L + 1) \rangle, q)$  and  $(\langle p + (K - L + 1) \rangle, q)$ , in  $(K - L + 1 - q)^{th}$  column are nodes  $(\langle p - K + L + q \rangle, K - L + 1 - q), \dots, (\langle p - 1 \rangle, K - L + 1 - q), (\langle p + 1 \rangle, K - L + 1 - q), \dots, (\langle p + q - 1 \rangle, K - L + 1 - q)$ , but we are assigning same color to (non interfering) nodes  $(\langle p - (K - L - q + 1) \rangle, K - L + 1 - q)$  and  $(\langle p + q \rangle, K - L + 1 - q)$ .
  - If  $q > (K - L + 1)/2$ , by using similar arguments, we can prove color is repeated only for non-interference nodes.

I.e., this coloring scheme ensures that none of the nodes share its color with any of its interfering nodes. Hence, this is a proper coloring scheme.

|          |          |          |          |          |
|----------|----------|----------|----------|----------|
| (1,2) NI | (2,3) NI | (3,1) NI | (2,1) NI | (1,1) NI |
| (1,3) NI | (2,4) NI | (3,2) NI | (2,2) NI | (1,2) I  |
| (1,4) NI | (2,5) NI | (3,3) NI | (2,3) I  | (1,3) I  |
| (1,5) NI | (2,6) NI | (3,1) I  | (2,4) I  | (1,4) I  |
| (1,6) NI | (2,1) I  | (3,2) I  | (2,5) I  | (1,5) I  |
| (1,1)    | (2,2) I  | (3,3) I  | (2,6) I  | (1,6) I  |
| (1,2) I  | (2,3) I  | (3,1) I  | (2,1) I  | (1,1) NI |
| (1,3) I  | (2,4) I  | (3,2) I  | (2,2) NI | (1,2) NI |
| (1,4) I  | (2,5) I  | (3,3) NI | (2,3) NI | (1,3) NI |
| (1,5) I  | (2,6) NI | (3,1) NI | (2,4) NI | (1,4) NI |
| (1,6) NI | (2,1) NI | (3,2) NI | (2,5) NI | (1,5) NI |
| (1,1) NI | (2,2) NI | (3,3) NI | (2,6) NI | (1,6) NI |

TABLE 11

COLORING SCHEME FOR  $(N, K = 12, L = 7)$ –CCDN. HERE, NI MEANS NON-INTERFERING NODE AND I MEANS INTERFERING NODE FOR NODE  $(6,1)$ .

For example consider  $\{N, 12, 7\}$ –CCDN. The coloring scheme is shown in Table 11. We also highlight Node  $(6,1)$  interference and non-interference nodes.

Observe that for Node  $(p, q)$ ,  $\frac{(K-L)(K-L+1)}{2}$  colors<sup>6</sup> appear in the closed anti-outneighborhood. Hence, the local chromatic number of the ICP is  $\frac{(K-L)(K-L+1)}{2}$ . Therefore, from Lemma 1, an upper bound on the corresponding ICP is  $\frac{(K-L)(K-L+1)}{2}$  and here each sub-file is of size  $1/K$  units. Hence,  $R(N/K) = \frac{(K-L)(K-L+1)}{2K}$  units.

- $K - L$  is even

*A proper coloring scheme:* Take  $\frac{(K-L)(K-L+1)}{2}$  colors. Let the colors be  $\{(q', p') : q' \in [\frac{K-L}{2}], p' \in [K-L+1]\}$ .  $\forall q' \in [\frac{K-L}{2}], p' \in [K-L+1]$ , assign Color  $(q', p')$  to nodes  $(\langle p' + d(K-L+1) \rangle, K-L+1-q')$  and  $(\langle p' + d(K-L+1) + K-L+1-q' \rangle, q')$  for all  $d \in [s]$ .

For Node  $(p, q)$ ,

- If  $q \leq (K-L+1)/2$ , color assigned to Node  $(p, q)$  is repeated only in columns  $q$  and  $K-L+1-q$ . Its interference nodes in  $q^{th}$  column are nodes  $(\langle p-q+1 \rangle, q), \dots, (\langle p-1 \rangle, q), (\langle p+1 \rangle, q), \dots, (\langle p+K-L-q \rangle, q)$ , but we are assigning same color to (non interfering) nodes  $(\langle p-(K-L+1) \rangle, q)$  and  $(\langle p+(K-L+1) \rangle, q)$ , in  $(K-L+1-q)^{th}$  column are nodes  $(\langle p-K+L+q \rangle, K-L+1-q), \dots, (\langle p-1 \rangle, K-L+1-q), (\langle p+1 \rangle, K-L+1-q), \dots, (\langle p+q-1 \rangle, K-L+1-q)$ , but we are assigning same color to (non interfering) nodes  $(\langle p-(K-L-q+1) \rangle, K-L+1-q)$  and  $(\langle p+q \rangle, K-L+1-q)$ .
- If  $q > (K-L+1)/2$ , by using similar arguments, we can prove color is repeated only for non-interference nodes.

I.e., this coloring scheme ensures that none of the nodes share its color with any of its interfering nodes. Hence, this is a proper coloring scheme.

Observe that for Node  $(i, j)$ ,  $\frac{(K-L)(K-L+1)}{2}$  colors appear in the closed anti-outneighborhood. Hence, the local chromatic number of the ICP is  $\frac{(K-L)(K-L+1)}{2}$ . Therefore, from Lemma 1, an upper bound on the corresponding ICP is  $\frac{(K-L)(K-L+1)}{2}$  and here each sub-file is of size  $1/K$  units. Hence,  $R(N/K) = \frac{(K-L)(K-L+1)}{2K}$  units.

Hence, for all the cases in Theorem 5, the transmission rates  $R = K$ ,  $R = \frac{(K-L)(K-L+1)}{2K}$  and  $R = 0$  are achievable at memory points  $M = 0$ ,  $M = N/K$  and  $M = 2N/K$  respectively.

<sup>6</sup>one color for Node  $(p, q)$ ,  $K-L-1$  colors for  $K-L-1$  interference nodes  $(p, \bar{q})$  in the  $p^{th}$  row, and  $\frac{(K-L)(K-L-1)}{2}$  colors for  $(K-L)(K-L-1)$  interference nodes in the other nodes

The transmission rate at intermediate values is given by memory-sharing and is equal to  $R_{lb}(M)$  defined in (4).

Hence, we achieve  $R_{lb}(M)$  and from Theorem 3, we can conclude that  $R_{lb}(M)$  is the exact rate-memory trade-off ( $R^*(M)$ ) for the cases mentioned in Theorem 5. ■

### B. Proof of Theorem 3

**Proof:** Now, we calculate the lower bound for general  $(N, K, L \geq K/2)$ -CCDN.

For better understanding, we briefly discuss the  $(4, 4, 2)$  – CCDN lower bound. Recall that in  $(4, 4, 2)$  – CCDN, the server has  $N = 4$  files  $(\mathcal{F}_1, \mathcal{F}_2, \mathcal{F}_3, \mathcal{F}_4)$ . Any uncoded placement policy divides each file  $\mathcal{F}_i$  into  $2^K = 16$  disjoint parts (subfiles), denoted by  $\{\mathcal{F}_{i,\mathcal{W}} : \mathcal{W} \in P([4])\}$ , where  $\mathcal{F}_{i,\mathcal{W}}$  denotes the part of file  $\mathcal{F}_i$  which is available (via the caches) exclusively to the users in  $\mathcal{W}$ , and  $P(\mathcal{S})$  denotes the power set of  $\mathcal{S}$ .

Let  $x_{i,j}$  denote the total size of the file parts (in units) which are each stored on  $j$  caches and are available to  $i$  users. (For example,  $x_{0,0}$  indicates, total size of file parts which are each stored in none of the caches and are available to none of the users i.e.,  $x_{0,0} = |\mathcal{F}_{1,\phi}| + |\mathcal{F}_{2,\phi}| + |\mathcal{F}_{3,\phi}| + |\mathcal{F}_{4,\phi}|$ .) Hence,

$$\sum_{i=0}^4 \sum_{j=0}^4 x_{i,j} = 4 \text{ (total size of all files),} \quad (5)$$

$$\sum_{i=0}^4 \sum_{j=0}^4 j x_{i,j} \leq 4M \text{ (total storage capacity).} \quad (6)$$

Our setup with  $K = 4$  and  $L = 2$  implies that  $x_{i,j}$  can be non-zero for only some of the possible pairs  $(i, j)$ . For example,  $x_{1,1}$  is not possible because if we store a file part in any cache, it will be available to 2 users, and hence  $x_{1,1} = 0$ . Table 12 lists the combinations of  $i$  and  $j$  which are not possible, and hence for which  $x_{i,j} = 0$ .

∴ Equations (5), (6) become

$$x_{0,0} + x_{2,1} + x_{3,2} + x_{4,2} + x_{4,3} + x_{4,4} = 4, \quad (7)$$

$$x_{2,1} + 2x_{3,2} + 2x_{4,2} + 3x_{4,3} + 4x_{4,4} \leq 4M. \quad (8)$$

Let the request profile be  $\mathbf{d} = (d_1, d_2, d_3, d_4) \in [1 : 4]^4$ , where  $d_i \neq d_j$  for all  $i \neq j$ . According to  $\mathbf{d}$ , User 1,2,3,4 requests  $\mathcal{F}_{d_1}, \mathcal{F}_{d_2}, \mathcal{F}_{d_3}, \mathcal{F}_{d_4}$  respectively. Similar to the previous analysis of the achievable rate, we generate an instance of the index coding problem for each request profile  $\mathbf{d}$ . There is a node corresponding to each subfile  $\mathcal{F}_{i,\mathcal{W}}$  demanded by a real user in the caching

| $i$ | $j$       |
|-----|-----------|
| 0   | 1,2,3,4   |
| 1   | 0,1,2,3,4 |
| 2   | 0,2,3,4   |
| 3   | 0,1,3,4   |
| 4   | 0,1       |

TABLE 12  
PAIRS  $(i, j)$  FOR WHICH  $x_{i,j} = 0$

system, which does not already have it in its cache. As before, the side information at the node representing (and requesting) some Subfile  $i$  are the subfiles available to the user which is requesting Subfile  $i$ . Based on this, the side information graph for the index coding problem instance can be created.

Recall from Lemma 2 that any acyclic induced subgraph of the side information graph provides a lower bound on the server transmission rate of the index coding problem. For a request profile  $\mathbf{d}$ , consider a rotation  $\mathbf{u} = (u_1, u_2, u_3, u_4)$  of  $\{1, 2, 3, 4\}$ . For any such  $\mathbf{u}$ , a set of nodes inducing an acyclic subgraph in the side information graph is as follows:

- $\mathcal{F}_{d_{u_1}, \mathcal{W}_1}$  for all valid<sup>7</sup>  $\mathcal{W}_1 \subseteq [1 : 4] \setminus \{u_1\}$ ,
- $\mathcal{F}_{d_{u_2}, \mathcal{W}_2}$  for all valid  $\mathcal{W}_2 \subseteq [1 : 4] \setminus \{u_1, u_2\}$ ,
- $\mathcal{F}_{d_{u_3}, \mathcal{W}_3}$  for all valid  $\mathcal{W}_3 \subseteq [1 : 4] \setminus \{u_1, u_2, u_3\}$ ,
- $\mathcal{F}_{d_{u_4}, \mathcal{W}_4}$  for all valid  $\mathcal{W}_4 \subseteq [1 : 4] \setminus \{u_1, u_2, u_3, u_4\}$

For example, when  $\mathbf{d} = (1, 3, 4, 2)$  and  $\mathbf{u} = (2, 3, 4, 1)$ , the selected nodes include

- $d_{u_1} = d_2 = 3 : \mathcal{F}_{3, \mathcal{W}_1}$  for valid subsets  $\mathcal{W}_1 \subseteq \{3, 4, 1\}$ ,
- $d_{u_2} = d_3 = 4 : \mathcal{F}_{4, \mathcal{W}_2}$  for valid subsets  $\mathcal{W}_2 \subseteq \{4, 1\}$ ,
- $d_{u_3} = d_4 = 2 : \mathcal{F}_{2, \mathcal{W}_3}$  for valid subsets  $\mathcal{W}_3 \subseteq \{1\}$ ,
- $d_{u_4} = d_1 = 1 : \mathcal{F}_{1, \mathcal{W}_4}$  for valid subsets  $\mathcal{W}_4 \subseteq \emptyset$ .

This collection of nodes is depicted in Figure 4. As the figure illustrates, the corresponding subset  $\mathcal{J}$  of nodes  $(\mathcal{F}_{3, \emptyset}, \mathcal{F}_{3, \{3, 4\}}, \mathcal{F}_{3, \{4, 1\}}, \mathcal{F}_{3, \{3, 4, 1\}}, \mathcal{F}_{4, \emptyset}, \mathcal{F}_{4, \{4, 1\}}, \mathcal{F}_{2, \emptyset}, \mathcal{F}_{1, \emptyset})$  does not induce a

<sup>7</sup>Our problem setup doesn't support some subsets. One example is  $\{2, 4\}$ , because no cache is common to User 2 and User 4 and if it is stored in 2 caches then it will be available to atleast 3 users.



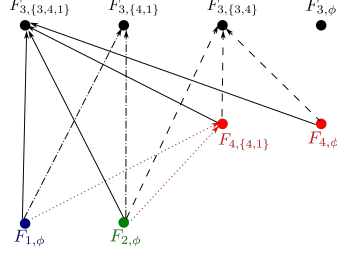


Fig. 4. Directed acyclic subgraph for request pattern  $\mathbf{d} = (1, 3, 4, 2)$  and user rotation  $\mathbf{u} = (2, 3, 4, 1)$ . All edges are in upward direction and hence the graph has no cycles.

cycle in the side information graph. Then from Lemma 2, we have

$$R^*(M) \geq |\mathcal{F}_{3,\phi}| + |\mathcal{F}_{3,\{3,4\}}| + |\mathcal{F}_{3,\{4,1\}}| + |\mathcal{F}_{3,\{3,4,1\}}| + |\mathcal{F}_{4,\phi}| + |\mathcal{F}_{4,\{4,1\}}| + |\mathcal{F}_{2,\phi}| + |\mathcal{F}_{1,\phi}|. \quad (9)$$

In general, we can find a similar inequality as (9) for each combination of request profiles  $\mathbf{d}$  with distinct demands amongst the users ( $4!$  permutations) and rotations  $\mathbf{u}$  of the users ( $4$  rotations). We then sum all the  $4 \times (4!)$  ( $K(N!)$ ) inequalities to obtain

$$\begin{aligned} K(N!)R^*(M) &\geq \sum_{\mathbf{d}} \sum_{\mathbf{u}} \sum_{j \in [1:4]} \sum_{W_j \in [1:4] \setminus \{u_1 \dots u_j\}} |F_{d_{u_j}, W_j}| \\ &= K(N!) \frac{K}{N} x_{0,0} + K(N!) \frac{(K-L)(K-L+1)}{2NK} x_{L,1} + \\ &\quad K(N!) \sum_{j=2}^{K-L} \sum_{i=j-1}^{K-L-1} \frac{(K-(L+i))(K-(L+i)+1)}{2NK} x_{L+i,j} \\ &= 4 \times (4!) \times x_{0,0} + 6 \times 3 \times x_{2,1} + 6 \times x_{3,2} \end{aligned}$$

where recall that  $x_{i,j}$  denotes the total size of the file parts (in units) which are each stored on  $j$  caches and are available to  $i$  users.

Hence,

$$R^*(M) \geq x_{0,0} + 3x_{2,1}/16 + x_{3,2}/16. \quad (10)$$

If we substitute  $x_{0,0}$  and  $x_{2,1}$  from (7) and (8) in (10), we get

$$\begin{aligned} R^*(M) &\geq 4 - \frac{13}{4}M + \frac{11}{16}x_{3,2} + \frac{5}{8}x_{4,2} + \frac{23}{16}x_{4,3} + \frac{36}{16}x_{4,4} \\ \implies R^*(M) &\geq 4 - 13M/4 \text{ units} \end{aligned} \quad (11)$$

If we substitute  $x_{2,1}$  and  $x_{4,2}$  from (7) and (8) in (10), we get

$$R^*(M) \geq 3/2 - 3M/4 \text{ units} \quad (12)$$

Hence, from equations (11) and (12),

$$\therefore R^*(M) \geq \begin{cases} 4 - \frac{13}{N}M, & \text{if } 0 \leq M \leq \frac{N}{4}, \\ \frac{3}{2} - \frac{3}{N}M, & \text{if } \frac{N}{4} \leq M \leq \frac{2N}{4}, \\ 0 & \text{if } M \geq \frac{2N}{4}. \end{cases}$$

Now, we calculate the lower bound for general  $(N, K, L \geq K/2)$ -CCDN. The proof is the generalization of the  $(4, 4, 2)$  – CCDN lower bound. The server has  $N$  files  $(\mathcal{F}_1, \mathcal{F}_2, \dots, \mathcal{F}_N)$ . Any uncoded placement policy divides each file  $\mathcal{F}_i$  into  $2^K$  disjoint parts (subfiles), denoted by  $\{\mathcal{F}_{i,\mathcal{W}} : \mathcal{W} \in P(\{1, 2, \dots, K\})\}$ .

$$\sum_{i=0}^K \sum_{j=K}^4 x_{i,j} = N \text{ (total size of all files),} \quad (13)$$

$$\sum_{i=0}^K \sum_{j=0}^K jx_{i,j} \leq KM \text{ (total storage capacity).} \quad (14)$$

In our setup  $x_{i,j}$  can be non-zero for only some of the possible pairs  $(i, j)$ . After removing the combinations of  $i$  and  $j$  which are not possible, equations (13), (14) become

$$x_{0,0} + x_{L,1} + \sum_{j=2}^{K-L} \sum_{i=j-1}^{K-L-1} x_{L+i,j} + \sum_{j=2}^K x_{K,j} = N, \quad (15)$$

$$x_{L,1} + \sum_{j=2}^{K-L} \sum_{i=j-1}^{K-L-1} jx_{L+i,j} + \sum_{j=2}^K jx_{K,j} \leq KM. \quad (16)$$

Following along similar lines as the converse for the  $(N = 4, K = 4, L = 2)$ -CCDN case, calculate the lower bound for a particular user rotation and request pattern first and then average/sum it over considering all possible user rotations and request patterns. Then, we get

$$\begin{aligned} K(N!)R^*(M) &\geq \sum_{\mathbf{d}} \sum_{\mathbf{u}} \sum_{j \in [1:K]} \sum_{W_j \in [1:K] \setminus \{u_1 \dots u_j\}} |\mathcal{F}_{d_{u_j}, W_j}| \\ &= K(N!) \frac{K}{N} x_{0,0} + K(N!) \frac{(K-L)(K-L+1)}{2NK} x_{L,1} + \\ &\quad \sum_{j=2}^{K-L} \sum_{i=j-1}^{K-L-1} K(N!) \frac{(K-L-i)(K-L+1-i)}{2NK} x_{L+i,j} \end{aligned}$$

Hence,

$$R^*(M) \geq \frac{K}{N}x_{0,0} + \frac{(K-L)(K-L+1)}{2NK}x_{L,1} + \sum_{j=2}^{K-L} \sum_{i=j-1}^{K-L-1} \frac{(K-L-i)(K-L+1-i)}{2NK}x_{L+i,j}. \quad (17)$$

If we substitute  $x_{0,0}$  and  $x_{L,1}$  from (15) and (16) in (17), we get

$$R^*(M) \geq K - \left[ K - \frac{(K-L)(K-L+1)}{2K} \right] \frac{MK}{N} \text{ units} \quad (18)$$

If we substitute  $x_{L,1}$  and  $x_{K,2}$  from (15) and (16) in (17), we get

$$R^*(M) \geq \frac{(K-L)(K-L+1)}{2K} \left[ 2 - \frac{MK}{N} \right] \text{ units} \quad (19)$$

Equation (18) dominates for  $0 \leq M \leq \frac{N}{K}$ , and Equation (19) dominates for  $\frac{N}{K} \leq M \leq \frac{2N}{K}$ . Hence,  $R^*(M) \geq R_{lb}(M)$ . ■

### C. Proof of Theorem 1

**Proof:** For better understanding, we first discuss  $L \geq K/2$  case. The proof follows the same steps of Theorem 5. The only difference is coloring scheme.

(a).  $(N, K, L \geq K/2)$ –CCDN: For our achievability scheme, we consider 3 corner points  $M = \{0, N/K, 2N/K\}$ . As mentioned in Section V the rates  $R = K$  and  $R = 0$  are achievable at memory points  $M = 0$  and  $M = 2N/K$  respectively. Now, we discuss about the memory point  $M = N/K$ .

From Theorem 5, the ICP for  $L \geq K/2$  is given in Table 13. In the table

(i) Row  $p$  of table represents User  $p$ 's needed subfiles and

(ii) Node  $(p, q)$  is  $F_{d_p, [<p+q>: <p+q+L-1>]}$  and Node  $(<p+t>, q)$  is  $F_{d_{<p+t>}, [<p+t+q>: <p+t+q+L-1>]}$ , i.e., the subscripts are sliding windows of length  $L$ . *A proper coloring scheme:* Take  $K(K-L)$  colors and assign one color for one node. Explicitly, let the colors be  $\{1, 2, \dots, K(K-L)\}$ . For Node  $(p, q)$  assign Color  $(q-1) * K + p$ . The coloring scheme for  $(N, K=9, L=5)$ –CCDN is shown in Table 14.

Because of symmetrical property (Property (ii)) of table, in each column any  $p$  appears exactly  $L$  times as subscript. Hence, every node has  $L$  non-interfering nodes in every column. Therefore, the Closed anti-outneighborhood of any node contains  $(K-L)^2$  nodes. For each node, we assign different color. Hence, the local chromatic number of the ICP is  $(K-L)^2$ . Therefore,

|                         |                           |     |                             |
|-------------------------|---------------------------|-----|-----------------------------|
| $F_{d_1,[2:<L+1>]}$     | $F_{d_1,[3:<L+2>]}$       | ... | $F_{d_1,[K-L+1:K]}$         |
| $F_{d_2,[3:<L+2>]}$     | $F_{d_2,[4:<L+3>]}$       | ... | $F_{d_2,[<K-L+2>:1]}$       |
| $\vdots$                | $\vdots$                  | ... | $\vdots$                    |
| $F_{d_p,[<p+1>:<p+L>]}$ | $F_{d_p,[<p+2>:<p+L+1>]}$ | ... | $F_{d_p,[<p+K-L>:<p+K-1>]}$ |
| $\vdots$                | $\vdots$                  | ... | $\vdots$                    |
| $F_{d_K,[1:<L>]}$       | $F_{d_K,[2:<L+1>]}$       | ... | $F_{d_K,[<K-L>:<K-1>]}$     |

TABLE 13

ICP FOR  $(N, K, L \geq K/2)$ -CCDN.

|   |    |    |    |
|---|----|----|----|
| 1 | 10 | 19 | 28 |
| 2 | 11 | 20 | 29 |
| 3 | 12 | 21 | 30 |
| 4 | 13 | 22 | 31 |
| 5 | 14 | 23 | 32 |
| 6 | 15 | 24 | 33 |
| 7 | 16 | 25 | 34 |
| 8 | 17 | 26 | 35 |
| 9 | 18 | 27 | 36 |

TABLE 14

COLORING SCHEME FOR  
 $(N, K = 9, L = 5)$ -CCDN

from Lemma 1, we broadcast  $(K - L)^2$  messages. Since, each sub-file is of size  $1/K$  units,  $R(N/K) = (K - L)^2/K$  units  $= K(1 - \frac{LM}{N})^2$  units.

Now, we will discuss the general  $(N, K, L \leq K/2)$ -CCDN new achievable rate.

(b).  $(N, K, L \leq K/2)$ -CCDN: For our achievability scheme, we consider the corner points  $M = iN/K$ ,  $i \in \{0\} \cup \lceil [K/L] \rceil$ . As mentioned in Section V the rates  $R = K$  and  $R = 0$  are achievable at memory points  $M = 0$  and  $M = 2N/K$  respectively. Now, we only discuss about the remaining memory points. Let  $M = iN/K$ , where  $i \in \lceil [K/L] \rceil$ .

Recall from Section V that in our policy, we divide each file into  $X = |\hat{\mathcal{S}}| = \binom{K-iL+i-1}{i-1} \frac{K}{i}$  (Lemma 3) parts, with one subfile corresponding to each subset  $s \in \hat{\mathcal{S}}$  and store the subfile corresponding to set  $s$  in all the caches whose index belongs to  $s$ .

Let the user request profile be  $\{d_1, d_2, \dots, d_K\}$  i.e., User  $l$  requests File  $d_l$ . Some File  $d_l$ 's subfiles are already stored in User  $l$ 's accessible caches. Hence, User  $l$  needs only those File  $d_l$ 's subfiles which are not stored in User its accessible caches. From Lemma 4, the number of subfiles needed for each users is  $\binom{K-iL+i-1}{i}$ . These needed subfiles are symmetric with respect to users. Now, we form a table with the following properties.

(i) Row  $p$  of table represents User  $p$ 's needed subfiles and

(ii) If Node  $(p_1, q)$  is  $F_{d_{p_1},[s_1:<s_1+L-1>] \cup [s_2:<s_2+L-1>] \cup \dots \cup [s_i:<s_i+L-1>]}$ , then Node  $(p_2, q)$  is  $F_{d_{p_2},[s_1+q-1:<s_1+L-1+q-1>] \cup [s_2+q-1:<s_2+L-1+q-1>] \cup \dots \cup [s_i+q-1:<s_i+L-1+q-1>]}$ . (i.e., each column is symmetrical)

The number of columns in the table is equal to number of File  $d_1$ 's subfiles needed for User 1,

which is equal to  $\binom{K-iL+i-1}{i}$ .

*A proper coloring scheme:* Take  $K \binom{K-iL+i-1}{i}$  colors and assign one color for one node. Explicitly, let the colors be  $\{1, 2, \dots, K \binom{K-iL+i-1}{i}\}$ . For Node  $(p, q)$  assign Color  $(q-1) * K + p$ .

Because of symmetrical property (Property (ii)) of table, in each column any  $p$  appears exactly  $iL$  times as subscript, because subscript contains  $iL$  elements. Hence, every node has  $iL$  non-interfering nodes in every column. Therefore, the Closed anti-outneighborhood of any node contains  $(K-iL) \binom{K-iL+i-1}{i}$  nodes. For each node, we assign different color. Hence, the local chromatic number of the ICP is  $(K-iL) \binom{K-iL+i-1}{i}$ . Therefore, from Lemma 1, we broadcast  $(K-iL) \binom{K-iL+i-1}{i}$  messages. Since, each sub-file is of size  $1/X$  units,  $R(M) = (K-iL) \binom{K-iL+i-1}{i} / X = K \left(1 - \frac{LM}{N}\right)^2$  units. ■

#### D. Proof of Corollary 4

**Proof:** The upper bound ( $R_{ub}(M)$ ) and lower bound ( $R_{lb}(M)$ ) on the optimal rate-memory trade-off for  $(N, K, L \geq K/2)$ -CCDN is given in Corollary 2 and Theorem 3 respectively.

Hence, for  $0 \leq M \leq \frac{N}{K}$ ,

$$\frac{R_{ub}(M)}{R^*(M)} \leq \frac{R_{ub}(M)}{R_{lb}(M)} \leq \frac{K - \left[ K - \frac{(K-L)^2}{K} \right] \frac{MK}{N}}{K - \left[ K - \frac{(K-L)(K-L+1)}{2K} \right] \frac{MK}{N}} \leq \frac{K \left[ 1 - \frac{MK}{N} \right] + \left[ \frac{(K-L)^2}{K} \right] \frac{MK}{N}}{\frac{K}{2} \left[ 1 - \frac{MK}{N} \right] + \left[ \frac{(K-L)^2}{2K} \right] \frac{MK}{N}} = 2,$$

for  $\frac{N}{K} \leq M \leq \frac{2N}{K}$ ,

$$\frac{R_{ub}(M)}{R^*(M)} \leq \frac{R_{ub}(M)}{R_{lb}(M)} \leq \frac{\frac{(K-L)^2}{K} \left[ 2 - \frac{MK}{N} \right]}{\frac{(K-L)(K-L+1)}{2K} \left[ 2 - \frac{MK}{N} \right]} \leq \frac{\frac{(K-L)^2}{K} \left[ 2 - \frac{MK}{N} \right]}{\frac{(K-L)^2}{2K} \left[ 2 - \frac{MK}{N} \right]} = 2. \quad \blacksquare$$

## REFERENCES

- [1] J. Hachem, N. Karamchandani, and S. N. Diggavi, "Coded caching for multi-level popularity and access," *IEEE Transactions on Information Theory*, vol. 63, no. 5, pp. 3108–3141, 2017.
- [2] K. S. Reddy and N. Karamchandani, "On the exact rate-memory trade-off for multi-access coded caching with uncoded placement," in *IEEE International Conference on Signal Processing and Communications (SPCOM)*, 2018, pp. 1–5.
- [3] —, "Rate-memory trade-off for multi-access coded caching with uncoded placement," in *IEEE International Symposium on Information Theory (ISIT)*, 2019.
- [4] Cisco Whitepaper: <https://www.cisco.com/c/en/us/solutions/collateral/service-provider/visual-networking-index-vni/white-paper-c11-741490.html>.

- [5] *Caching for Communication Systems and Networks*, vol. 36, no. 6, 2018.
- [6] *Caching for Communication Systems and Networks*, vol. 36, no. 8, 2018.
- [7] M. A. Maddah-Ali and U. Niesen, “Fundamental limits of caching,” *IEEE Transactions on Information Theory*, vol. 60, no. 5, pp. 2856–2867, 2014.
- [8] —, “Decentralized coded caching attains order-optimal memory-rate tradeoff,” *IEEE/ACM Transactions on Networking*, vol. 23, no. 4, pp. 1029–1040, Aug 2015.
- [9] M. M. Amiri and D. Gündüz, “Fundamental limits of coded caching: Improved delivery rate-cache capacity tradeoff,” *IEEE Transactions on Communications*, vol. 65, no. 2, pp. 806–815, 2017.
- [10] K. Zhang and C. Tian, “Fundamental limits of coded caching: From uncoded prefetching to coded prefetching,” *IEEE Journal on Selected Areas in Communications*, 2018.
- [11] Y.-P. Wei and S. Ulukus, “Novel decentralized coded caching through coded prefetching,” in *IEEE Information Theory Workshop (ITW)*, 2017, pp. 1–5.
- [12] J. Gómez-Vilardebó, “Fundamental limits of caching: Improved rate-memory tradeoff with coded prefetching,” *IEEE Transactions on Communications*, vol. 66, no. 10, pp. 4488–4497, 2018.
- [13] —, “A novel centralized coded caching scheme with coded prefetching,” *IEEE Journal on Selected Areas in Communications*, vol. 36, no. 6, pp. 1165–1175, 2018.
- [14] C.-Y. Wang, S. H. Lim, and M. Gastpar, “A new converse bound for coded caching,” in *Information Theory and Applications Workshop (ITA)*, 2016, pp. 1–6.
- [15] C.-Y. Wang, S. S. Bidokhti, and M. Wigger, “Improved converses and gap-results for coded caching,” in *IEEE International Symposium on Information Theory (ISIT)*, 2017, pp. 2428–2432.
- [16] H. Ghasemi and A. Ramamoorthy, “Improved lower bounds for coded caching,” *IEEE Transactions on Information Theory*, vol. 63, no. 7, 2017.
- [17] Q. Yu, M. A. Maddah-Ali, and A. S. Avestimehr, “Characterizing the rate-memory tradeoff in cache networks within a factor of 2,” *IEEE Transactions on Information Theory*, vol. 65, no. 1, pp. 647–663, 2019.
- [18] —, “The exact rate-memory tradeoff for caching with uncoded prefetching,” *IEEE Transactions on Information Theory*, vol. 64, no. 2, pp. 1281–1296, 2017.
- [19] K. Wan, D. Tuninetti, and P. Piantanida, “On the optimality of uncoded cache placement,” in *IEEE Information Theory Workshop (ITW)*, 2016, pp. 161–165.
- [20] Z. Bar-Yossef, Y. Birk, T. Jayram, and T. Kol, “Index coding with side information,” *IEEE Transactions on Information Theory*, vol. 57, no. 3, pp. 1479–1494, 2011.
- [21] F. Arbabjolfaei, Y.-H. Kim *et al.*, “Fundamentals of index coding,” *Foundations and Trends® in Communications and Information Theory*, vol. 14, no. 3–4, pp. 163–346, 2018.
- [22] M. A. Maddah-Ali and U. Niesen, “Coding for caching: fundamental limits and practical challenges,” *IEEE Communications Magazine*, vol. 54, no. 8, pp. 23–29, 2016.
- [23] H. Maleki, V. R. Cadambe, and S. A. Jafar, “Index codingan interference alignment perspective,” *IEEE Transactions on Information Theory*, vol. 60, no. 9, pp. 5402–5432, 2014.
- [24] M. B. Vaddi and B. S. Rajan, “Optimal scalar linear index codes for one-sided neighboring side-information problems,” in *2016 IEEE Globecom Workshops (GC Wkshps)*, 2016, pp. 1–6.
- [25] —, “On the capacity of index coding problems with symmetric neighboring interference,” in *IEEE Information Theory Workshop (ITW)*, 2017, pp. 294–298.
- [26] K. Wan, M. Ji, P. Piantanida, and D. Tuninetti, “Novel outer bounds and inner bounds with uncoded cache placement for combination networks with end-user-caches,” *arXiv preprint arXiv:1701.06884*, 2017.

- [27] M. Bahrani, M. A. Attia, R. Tandon, and B. Vasić, "Towards the exact rate-memory trade-off for uncoded caching with secure delivery," in *IEEE 55th Annual Allerton Conference on Communication, Control, and Computing (Allerton)*, 2017, pp. 878–885.
- [28] E. Parrinello, A. Ünsal, and P. Elia, "Coded caching with shared caches: Fundamental limits with uncoded prefetching," *arXiv preprint arXiv:1809.09422*, 2018.
- [29] K. Wan, D. Tuninetti, and P. Piantanida, "A novel index coding scheme and its application to coded caching," in *IEEE Information Theory and Applications Workshop (ITA)*, 2017, pp. 1–6.
- [30] S. Jin, Y. Cui, H. Liu, and G. Caire, "Uncoded placement optimization for coded delivery," in *IEEE 16th International Symposium on Modeling and Optimization in Mobile, Ad Hoc, and Wireless Networks (WiOpt)*, 2018, pp. 1–8.
- [31] E. Ozfatura and D. Gündüz, "Uncoded caching and cross-level coded delivery for non-uniform file popularity," in *IEEE International Conference on Communications (ICC)*, 2018, pp. 1–6.
- [32] E. Parrinello, A. Unsal, and P. Elia, "Fundamental limits of caching in heterogeneous networks with uncoded prefetching," *arXiv preprint arXiv:1811.06247*, 2018.
- [33] Y.-P. Wei and S. Ulukus, "Coded caching with multiple file requests," in *IEEE 55th Annual Allerton Conference on Communication, Control, and Computing (Allerton)*, 2017, pp. 437–442.
- [34] M. Ji, A. M. Tulino, J. Llorca, and G. Caire, "Caching and coded multicasting: Multiple groupcast index coding," in *IEEE Global Conference on Signal and Information Processing (GlobalSIP)*, 2014, pp. 881–885.
- [35] K. Shanmugam, A. G. Dimakis, and M. Langberg, "Local graph coloring and index coding," in *IEEE International Symposium on Information Theory Proceedings (ISIT)*, 2013, pp. 1152–1156.
- [36] F. Arbabjolfaei, B. Bandemer, Y.-H. Kim, E. Şaşoğlu, and L. Wang, "On the capacity region for index coding," in *IEEE International Symposium on Information Theory (ISIT)*, 2013, pp. 962–966.

## APPENDIX A

## LEMMAS

*Lemma 3:* Let  $\hat{\mathcal{S}}$  be the union of subsets  $s$  of  $[K]$  which satisfy (i)  $|s| = i$ , and (ii) if  $i > 1$ , every two elements  $(j, l)$  of  $s$  satisfy  $|j - l| \geq L$  and  $|K - |j - l|| \geq L$ . Then the cardinality of  $\hat{\mathcal{S}}$  is  $X = |\hat{\mathcal{S}}| = \binom{K-iL+i-1}{i-1} \frac{K}{i}$ .

**Proof:** Since, Our problem setup and Condition (ii) in lemma are related to circular setting, we break the circular setting by fixing first element as 1. The number of sets which contains 1 as first element and satisfying conditions (i) and (ii) is equal to the number of possible (or combinations of) solutions to  $\sum_{j=1}^i x_j = K - iL$ ,  $x_i \in [K] \cup \{0\}$ . It is because the  $2^{nd}$  element is  $L + x_1$  distance from 1,  $3^{rd}$  element is  $L + x_2$  distance from  $2^{nd}$  element and so on till  $i^{th}$  element. After  $i^{th}$  element,  $L + x_i$  distance is there to cover  $K$  values and to satisfy Condition (ii). Hence,  $L + x_1 + L + x_2 + \dots + L + x_i = K \implies \sum_{j=1}^i x_j = K - iL$ . The number of possible (or combinations of) solutions to  $\sum_{j=1}^i x_j = K - iL$  is  $\binom{K-iL+i-1}{i-1}$ .

*Example:* Consider an example with  $K = 7$ ,  $L = 2$ ,  $i = 3$ . The number of sets which contains 1 as the first element and satisfying conditions (i) and (ii) is 3 and those sets are  $\{1, 3, 5\}$ ,  $\{1, 3, 6\}$ ,  $\{1, 4, 6\}$ .

Similarly, for each  $r \in [K]$ , we get  $\binom{K-iL+i-1}{i-1}$  sets by fixing the first element as  $r$ . Hence, the total possible sets is  $K \binom{K-iL+i-1}{i-1}$ .

*Example:* For the example  $K = 7$ ,  $L = 2$ ,  $i = 3$ , the total possible sets are

|               |               |               |
|---------------|---------------|---------------|
| $\{1, 3, 5\}$ | $\{1, 3, 6\}$ | $\{1, 4, 6\}$ |
| $\{2, 4, 6\}$ | $\{2, 4, 7\}$ | $\{2, 5, 7\}$ |
| $\{3, 5, 7\}$ | $\{3, 5, 1\}$ | $\{3, 6, 1\}$ |
| $\{4, 6, 1\}$ | $\{4, 6, 2\}$ | $\{4, 7, 2\}$ |
| $\{5, 7, 2\}$ | $\{5, 7, 3\}$ | $\{5, 1, 3\}$ |
| $\{6, 1, 3\}$ | $\{6, 1, 4\}$ | $\{6, 2, 4\}$ |
| $\{7, 2, 4\}$ | $\{7, 2, 5\}$ | $\{7, 3, 5\}$ |

In the example, we observe that the sets  $\{1, 3, 5\}$ ,  $\{3, 5, 1\}$ ,  $\{5, 3, 1\}$  are rotations of the set  $\{1, 3, 5\}$ . According to our problem setting (storage policy), all these sets are equal. Hence, we count only 1 instead of 3. We also observe that the above phenomena holds for the other sets.



Hence, instead of the 21 sets only 7 are unique. remaining are rotations of these 7 sets. The unique sets in the example is  $\{1, 3, 5\}$ ,  $\{1, 3, 6\}$ ,  $\{1, 4, 6\}$ ,  $\{2, 4, 6\}$ ,  $\{2, 4, 7\}$ ,  $\{2, 5, 7\}$ ,  $\{3, 5, 7\}$ .

Similarly, for the general setting out of  $K \binom{K-iL+i-1}{i-1}$  sets only  $\frac{K}{i} \binom{K-iL+i-1}{i-1}$  sets are unique. Remaining are rotations of them. Hence, the cardinality of  $\hat{\mathcal{S}}$  is  $X = |\hat{\mathcal{S}}| = \binom{K-iL+i-1}{i-1} \frac{K}{i}$  ■

*Lemma 4:* If we follow our placement policy, the number of subfiles needed for a user is  $\binom{K-iL+i-1}{i}$ .

**Proof:** In our storage policy according to Lemma 3, each file is divided into  $\binom{K-iL+i-1}{i-1} \frac{K}{i}$  subfiles. From Lemma 3, the number of subfiles of a file stored in a particular cache is  $\binom{K-iL+i-1}{i-1}$ . Each user has access to  $L$  caches. Hence, the total available subfiles is  $L \binom{K-iL+i-1}{i-1}$ . Therefore, the number of subfiles needed for a user is  $\frac{K}{i} \binom{K-iL+i-1}{i-1} - L \binom{K-iL+i-1}{i-1} = \binom{K-iL+i-1}{i}$ . ■