

Destabilization, stabilization, and multiple attractors in saturated mixotrophic environments

Torsten Lindström
Department of Mathematics
Linnæus University
SE-35195 Växjö, SWEDEN

Yuanji Cheng
School of Technology
Malmö University
SE-20506 Malmö, SWEDEN

Subhendu Chakraborty
Centre for Ocean Life
Technical University of Denmark
Kemitorvet
DK-2800 Kgs. Lyngby, Denmark

Abstract

The ability of mixotrophs to combine phototrophy and phagotrophy is now well recognized and found to have important implications for ecosystem dynamics. In this paper we examine the dynamical consequences of the invasion of mixotrophs in a model that is a limiting case of the chemostat. The model is a hybrid of a competition model describing the competition between populations of autotroph and mixotroph for limiting resources, and a predator-prey type model

describing the interaction between populations of autotroph and herbivore. Our results show that mixotrophs are able to invade in both autotrophic environments and environments described by interactions between autotrophs and herbivores. The interaction between autotrophs and herbivores might be in equilibrium or cycle. We find that invading mixotrophs have the ability to both stabilize and destabilize autotroph-herbivore dynamics depending on the competitive ability of mixotrophs. Moreover the invasion of mixotrophs can also result in multiple attractors. Therefore, our results reveal important consequences of mixotrophic invasions in ecosystems depending on environmental conditions.

1 Introduction

A large number of plankton taxa, known as mixotrophs, are able to simultaneously exploit both phototrophic and phagotrophic pathway of nutrition. These mixotrophs play important roles in exporting organic matters to higher trophic levels (Ward and Follows (2016)), carbon export to deep water (Mitra et al. (2014)), nutrient cycling (Stoecker et al. (2017)) and primary production (Chakraborty et al. (2019)). Mixotrophs are found almost everywhere in the illuminated water column, both in freshwater and marine environments (Hartmann et al. (2012); Stoecker et al. (2009)), oligotrophic and eutrophic systems (Burkholder et al., (2008)), and from polar to equatorial regions (Zubkov and Tarran (2008); Stoecker et al. (2009); Sanders and Gast (2012)). They are reported in all planktonic functional groups (except diatoms) and differ largely in their mixotrophic types depending on the availability of light, nutrient and/or prey or other particles upon which they feed (Flynn et a. (2013); Chakraborty et al. (2017); Berge et al. (2017)). How different types of mixotrophs with different competitive abilities affect the ecosystem dynamics is therefore an interesting question in ecology.

In most of the mathematical models of plankton community, plankton are mainly divided into phototrophs and heterotrophs. Among limited studies that include mixotrophs, only few of them investigated the impact of mixotrophs on the system dynamics. Jost et al. (2004) considered a simple food web model with four variables (nutrient, autotrophs, herbivores and mixotrophs) where mixotrophs can consume nutrients as well as graze on autotrophs, and investigated the importance of inclusion of the mixotrophic link in microbial food webs. By incorporating different types of mixotrophs in

a phytoplankton-zooplankton system, Hammer and Pitchford (2005) examined the consequences of incorporation of mixotrophy on the system's equilibrium structure, stability, short-term dynamics and productivity. Similarly, various physiological types of mixotrophs are incorporated separately in a nutrient-phytoplankton-zooplankton-detritus model by Stickney et al. (2000) to observe the effects of different types of mixotrophy on the trophic dynamics of ecosystems. Incorporating mixotrophs in a nutrient-phytoplankton-zooplankton-bacteria system with cell quotas and two essential nutrients, carbon and phosphorous, Crane and Grover (2010) discussed the role of the degree of mixotrophy on the system dynamics under different environmental conditions.

The present study goes further than its predecessors in several aspects. Similar to Jost et al. (2004), here we consider a chemostat model consisting of nutrient-autotroph-herbivore-mixotroph with more realistic resource and prey uptake term for mixotroph representing the shift in uptake preference depending on the resource and prey availability. Moreover, instead of doing logistic approximations that have already received much criticism (Kooi et al. (1998)), we analyze a limiting case of the chemostat that will still provide complete information of the system (Lindström and Cheng (2015)) similar to the logistic approximations (Kuang and Freedman (1988)). We choose a spectrum of mixotroph types by varying the competitive ability of mixotrophs compared to pure phototrophs and pure herbivores. Similar to the previous studies, here also we assume that mixotrophs are less competitive than pure phototrophs for inorganic resources (Litchman et al. (2007)) and less competitive than pure herbivores for prey (Zubkov and Tarran (2008)). This assumption resembles real observations that mixotrophs obtain benefit in competition over specialists mainly under limitation by multiple resources that favors generalists (Rothhaupt, (1996); Katechakis and Stibor, (2006)). The main aim of the present study is to investigate the dynamical consequences of mixotrophic invasion, especially how the invasion of mixotrophs affects the stability of the system. We perform a rigorous analytical study of the system and support our conclusions with numerical simulations.

Our paper is organized as follows. The model is introduced in Section 2 together with its basic properties and parameter restrictions. In Section 3 we justify our selection of bifurcation parameters. In Section 4 we derive some properties of the bifurcation diagram that will help validating the numerical part of this paper. In Section 5 the number of equilibria in the model is analyzed and in Section 6-7 the stability of the equilibria is analyzed. The

analytical study is corroborated and accomplished with a numerical study in Section 8. We end up with a discussion of the consequences of our work in Section 9.

2 The model

In this paper we study an important special case of the following chemostat based model for mixotrophs

$$\begin{aligned}
\frac{dS}{dT} &= CD - DS - \frac{A_1SX}{1 + A_1B_1S} - \frac{A_2SZ}{1 + A_2B_2S + A_4B_4X}, \\
\frac{dX}{dT} &= \frac{M_1A_1SX}{1 + A_1B_1S} - DX - \frac{A_3XY}{1 + A_3B_3X} - \frac{A_4XZ}{1 + A_2B_2S + A_4B_4X}, \\
\frac{dY}{dT} &= \frac{M_3A_3XY}{1 + A_3B_3X} - DY, \\
\frac{dZ}{dT} &= \frac{(M_2A_2S + M_4A_4X)Z}{1 + A_2B_2S + A_4B_4X} - DZ.
\end{aligned} \tag{1}$$

Here, S stands for nutrient concentration, X for concentration of autotrophs, Y for concentration of herbivores, and Z for concentration of mixotrophs. The parameter C represents the nutrient input concentration, D is the dilution rate, A_i 's are the search rates, B_i 's are the handling times, and M_i 's are the conversion factors. A division of the time-budget for the mixotrophs' searching for nutrient and autotrophs is assumed, but no preference between different recourses is considered as in the case of optimal foraging theory models, see e. g. Krebs and Davies (1993), Lindström (1994), or Boukal and Krivan (1999). When the Holling (1959) arguments are repeated for this situation, the amount of nutrient \mathcal{S} and autotrophic organism \mathcal{X} consumed during the food-gathering period \mathcal{T} is given by

$$\begin{aligned}
\mathcal{S} &= A_2S(\mathcal{T} - B_2\mathcal{S} - B_4\mathcal{X}), \\
\mathcal{X} &= A_4X(\mathcal{T} - B_2\mathcal{S} - B_4\mathcal{X}).
\end{aligned}$$

Using Cramer's rule we can directly find a solution of this linear system in the form

$$\begin{aligned}
\frac{\mathcal{S}}{\mathcal{T}} &= \frac{A_2S}{1 + A_2B_2S + A_4B_4X}, \\
\frac{\mathcal{X}}{\mathcal{T}} &= \frac{A_4X}{1 + A_2B_2S + A_4B_4X}.
\end{aligned}$$

corresponding to the functional responses used in (1).

In this paper we are particularly interested in the special case $M_1 = M_2 = M_3 = M_4 = 1$ since it allows for a more complete analysis than other cases. Indeed, consider the functional $H(S, X, Y, Z) = S + X + Y + Z - C$. We get

$$\frac{dH}{dT} = CD - DS - DX - DY - DZ = -DH.$$

That is, $H \rightarrow 0$ along the solution curves of (1). Therefore, we can hope that removal of one of the variables can provide some asymptotic information regarding the system. By substituting $S = C - X - Y - Z$ in (1), we get

$$\begin{aligned} \frac{dX}{dT} &= \frac{A_1(C - X - Y - Z)X}{1 + A_1B_1(C - X - Y - Z)} - DX - \frac{A_3XY}{1 + A_3B_3X} \\ &\quad - \frac{A_4XZ}{1 + A_2B_2(C - X - Y - Z) + A_4B_4X}, \\ \frac{dY}{dT} &= \frac{A_3XY}{1 + A_3B_3X} - DY, \\ \frac{dZ}{dT} &= \frac{A_2(C - X - Y - Z)Z + A_4XZ}{1 + A_2B_2(C - X - Y - Z) + A_4B_4X} - DZ. \end{aligned} \tag{2}$$

The last argument is not always valid, see e. g. Thieme (1992). The asymptotic information provided by the reduced system like (2) will not always reflect all details of the limit sets of the original system (1). Hence, there are questions at several instances related to the selection of our special case with no natural death rates and all conversion factors equal to one. Our hope is anyway that the special cases selected for detailed analytical study here contain substantial information of the properties of nearby more realistic models.

In order to be a valid model, (2) needs to satisfy some conditions. We express these conditions as follows:

- (A) The autotrophs should be better competitors for nutrient than the mixotrophs. A criterion for this can be formulated by considering the dynamical properties of the system (2) when $Y = 0$ and $A_4 = 0$ or

$$\begin{aligned} \frac{dX}{dT} &= \frac{A_1(C - X - Z)X}{1 + A_1B_1(C - X - Z)} - DX, \\ \frac{dZ}{dT} &= \frac{A_2(C - X - Z)Z}{1 + A_2B_2(C - X - Z)} - DZ. \end{aligned} \tag{3}$$

We end up (see Lemma 1 below) with a condition that involves the fixed points of the systems

$$\frac{dX}{dT} = \frac{A_1(C - X)X}{1 + A_1B_1(C - X)} - DX$$

and

$$\frac{dZ}{dT} = \frac{A_2(C - Z)Z}{1 + A_2B_2(C - Z)} - DZ,$$

respectively. This inequality then reads

$$\frac{A_1C(1 - DB_1) - D}{A_1(1 - DB_1)} > \frac{A_2C(1 - DB_2) - D}{A_2(1 - DB_2)}. \quad (4)$$

Standard algebraic manipulation reduces this inequality to

$$A_1 - A_2 > D(A_1B_1 - A_2B_2). \quad (5)$$

The consequences of this inequality for the competitive dynamics between the autotroph and the mixotroph are given in Lemma 1 below.

- (B) The herbivore is a better grazer on autotrophs than the mixotroph. Criteria for this can be formulated by considering the dynamical properties of the system (2) when $A_2 = 0$ or

$$\begin{aligned} \frac{dX}{dT} &= \frac{A_1(C - X - Y - Z)X}{1 + A_1B_1(C - X - Y - Z)} - DX - \frac{A_3XY}{1 + A_3B_3X} \\ &\quad - \frac{A_4XZ}{1 + A_4B_4X}, \\ \frac{dY}{dT} &= \frac{A_3XY}{1 + A_3B_3X} - DY, \\ \frac{dZ}{dT} &= \frac{A_4XZ}{1 + A_4B_4X} - DZ. \end{aligned} \quad (6)$$

In order to make sure that the ratio Y/Z always increases, we have

$$\frac{A_3X}{1 + A_3B_3X} > \frac{A_4X}{1 + A_4B_4X}, \quad 0 < X \leq C$$

which is equivalent to $A_3 - A_4 > 0$ and

$$A_3 - A_4 > A_3A_4C(B_3 - B_4). \quad (7)$$

The above condition holds if $A_3 > A_4$ (the herbivore searches for autotrophs more efficiently than the mixotroph) and $B_3 < B_4$ (the mixotroph needs more handling time for the autotroph than the herbivore). This global condition can certainly be improved, see e. g. Kustarov (1986) and Lindström (1994, 2000). We shall derive a local condition for this, as well. The above condition ensures that the herbivore is a better grazer on autotroph in equilibrium in the presence of autotroph (without looking whether this equilibrium is stable or not). We note that the last two equations for the subsystem of (6) take the form

$$\begin{aligned}\frac{dY}{dT} &= \frac{A_3XY}{1 + A_3B_3X} - DY = \Psi_1(X)Y, \\ \frac{dZ}{dT} &= \frac{A_4XZ}{1 + A_4B_4X} - DZ = \Psi_2(X)Z.\end{aligned}\tag{8}$$

This means that the last row vector of the Jacobian matrix evaluated at the unique interior fixed point at the X, Y -plane takes the form $(0, 0, \Psi_2(X_\star))$ assuming that X_\star is the positive solution of $\Psi_1(X) = 0$. In other words, the eigenvalue corresponding to invasion of the mixotroph near this equilibrium is given by $\Psi_2(X_\star)$. Requiring that the mixotroph cannot invade near this equilibrium is now equivalent to

$$A_3 - A_4 > D(A_3B_3 - A_4B_4)\tag{9}$$

which is our local condition. Obviously, we have (7) \Rightarrow (9), since (9) means that

$$\Psi_2(X_\star) < 0 = \Psi_1(X_\star)$$

whereas (7) means that

$$\Psi_2(X) < \Psi_1(X), \forall X \in]0, C].$$

We experience later that (9) can be formulated as a restriction of one of the bifurcation parameters of the system, cf. Remark 1.

Conditions derived in (A) and (B) imply that there is a trade-off between the flexibility of being a mixotroph and specializing as an autotroph or as grazer. Such assumptions have substantial support for many organisms, see Stearns (1992), Litchman et al. (2007), and Zubkov and Tarran (2008). We describe the dynamical consequences of (5) in the following lemma.

Lemma 1. *If (5), then the fixed point*

$$\left(\frac{A_1 C(1 - DB_1) - D}{A_1(1 - DB_1)}, 0 \right) \quad (10)$$

attracts solutions of all initial conditions in the triangle $X > 0$, $Z \geq 0$, $X + Z \leq C$ for the system (3).

Proof. We first prove that the triangle mentioned in the conditions remains invariant. We have solutions at $X = 0$, $Z = 0$ and by uniqueness of solutions they cannot be intersected. Next consider the functional $H(X, Z) = X + Z$. The total time derivative of this functional with respect to (3) is given by

$$\dot{H} = \frac{A_1(C - X - Z)X}{1 + A_1 B_1(C - X - Z)} - DX + \frac{A_2(C - X - Z)Z}{1 + A_2 B_2(C - X - Z)} - DZ.$$

This quantity is negative at the line $X + Z = C$, for $X > 0$ and $Z > 0$. The Jacobian of this system evaluated at a generic point of the system (3) is given by

$$J(X, Z) = \begin{pmatrix} J_{11}(X, Z) & \frac{-A_1 X}{(1 + A_1 B_1(C - X - Z))^2} \\ \frac{-A_2 Z}{(1 + A_2 B_2(C - X - Z))^2} & J_{22}(X, Z) \end{pmatrix}.$$

The off-diagonal elements are clearly negative and thus, (3) is competitive. If a two dimensional system is competitive, then all its solutions converge towards a fixed point, see Smith (1995). The system has one equilibrium at (0,0) and it is unstable exactly when the equilibria at (10) and

$$\left(0, \frac{A_2 C(1 - DB_2) - D}{A_2(1 - DB_2)} \right)$$

have one positive co-ordinate, each. By (5), there are no other equilibria. A sketch of the phase-portrait (see Figure 1) or a check of the eigenvalues shows that (10) is locally stable. Hence, it attracts all initial conditions in the positive quadrant. \square

The interpretation of (5) is thus, that in the absence of grazers, the autotroph is a better competitor for nutrient than the mixotroph. Another interpretation of this result is that we have verified Fisher's (1930) maximum principle for this model.

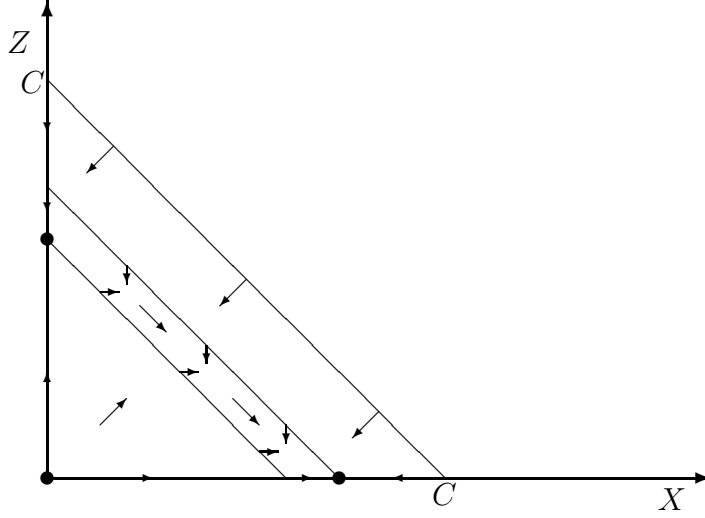


Figure 1: System (3) with its three equilibria in the invariant triangle.

We introduce dimensionless parameters and variables through the changes

$$\begin{aligned}
 x &= \frac{A_1(1 - DB_1)}{A_1C(1 - DB_1) - D}X, & y &= \frac{A_1(1 - DB_1)}{A_1C(1 - DB_1) - D}Y, \\
 z &= \frac{A_1(1 - DB_1)}{A_1C(1 - DB_1) - D}Z, & \tau &= (A_1C(1 - DB_1) - D)T, \\
 0 \leq \kappa_1 &= \frac{B_1(A_1C(1 - DB_1) - D)}{1 - DB_1} \leq A_1B_1C = \gamma_1, \\
 0 \leq \kappa_2 &= \frac{A_2B_2(A_1C(1 - DB_1) - D)}{A_1(1 - DB_1)} \leq A_2B_2C = \gamma_2, \\
 0 < m &= \frac{A_3(1 - DB_3)}{A_1(1 - DB_1)} \leq \frac{A_3}{A_1(1 - DB_1)} = a_1, \\
 0 < a_2 &= \frac{A_4(1 - DB_4)}{A_1(1 - DB_1)}, \\
 0 \leq b_1 &= \frac{A_3B_3(A_1C(1 - DB_1) - D)}{A_1(1 - DB_1)},
 \end{aligned}$$

$$\begin{aligned}
0 \leq b_2 &= \frac{A_4 B_4 (A_1 C (1 - DB_1) - D)}{A_1 (1 - DB_1)}, \\
0 < \frac{A_1 D (1 - DB_1)}{A_3 (1 - DB_3) (A_1 C (1 - DB_1) - D)} &= x_\star < 1, \\
0 < k &= \frac{A_2 (1 - DB_2)}{A_1 (1 - DB_1)} < 1, \text{ and} \\
0 < c &= \frac{A_1 (1 - DB_1)}{A_2 (1 - DB_2)} \cdot \frac{A_2 C (1 - DB_2) - D}{A_1 C (1 - DB_1) - D} < 1.
\end{aligned}$$

As a result, system (2) becomes

$$\begin{aligned}
x' &= \frac{x(1 - x - y - z)}{1 + \gamma_1 - \kappa_1(x + y + z)} - \frac{a_1 xy}{1 + b_1 x} - \frac{a_2 xz}{1 + \gamma_2 - \kappa_2(x + y + z) + b_2 x}, \\
y' &= \frac{a_1}{1 + b_1 x_\star} \cdot \frac{x - x_\star}{1 + b_1 x} y, \\
z' &= \frac{kz(c - x - y - z) + a_2 xz}{1 + \gamma_2 - \kappa_2(x + y + z) + b_2 x}.
\end{aligned} \tag{11}$$

There exists an explicit relationship between a_1 and m and it is used in (11) above for removing the parameter m . We also have

$$\frac{\gamma_2}{\kappa_2} = \frac{\gamma_1}{\kappa_1}$$

but prefer to use the expression at the right-hand side in the equations (11) in order to reduce the number of parameters in the involved functions.

The conditions for a couple of the inequalities above are less clear than the others and are stated in a lemma. Its proof follows standard algebraic procedures.

Lemma 2. *If (5), then we have $0 < k < 1$, and $0 < c < 1$.*

Proof. We use (5) to prove the inequality for k . The inequality $c < 1$ follow more easily and directly from (4) than from (5). \square

We end this section by proving the following theorem.

Theorem 1. *Solutions of (11) remain positive and bounded.*

Proof. The solutions remain positive since we have solutions in the planes $x = 0$, $y = 0$, and $z = 0$. Uniqueness of solutions grants positive solutions. Next consider the Lyapunov functions $H(x, y, z) = x + y + z$ for $x + y + z \geq 1$. We have from (11)

$$\begin{aligned} H' &= \frac{x(1-x-y-z)}{1+\gamma_1-\kappa_1(x+y+z)} - \frac{a_1xy}{1+b_1x} - \frac{a_2xz}{1+\gamma_2-\kappa_2(x+y+z)+b_2x} \\ &\quad + \frac{a_1}{1+b_1x_\star} \cdot \frac{x-x_\star}{1+b_1x} y + \frac{kz(c-x-y-z)+a_2xz}{1+\gamma_2-\kappa_2(x+y+z)+b_2x} \\ &\leq -\frac{a_1xy}{1+b_1x} + \frac{a_1}{1+b_1x_\star} \cdot \frac{x-x_\star}{1+b_1x} y \leq 0. \end{aligned}$$

□

Thus, all solutions of interest will eventually be located in the simplex $x \geq 0$, $y \geq 0$, $z \geq 0$, and $x + y + z \leq 1$.

3 The saturated almost logistic case

The main topic of this paper is the saturated almost logistic case $B_1 = B_2 = 0$, i.e. $\gamma_1 = \kappa_1 = \gamma_2 = \kappa_2 = 0$. As a result, (11) takes the form

$$\begin{aligned} x' &= x(1-x-y-z) - \frac{a_1xy}{1+b_1x} - \frac{a_2xz}{1+b_2x}, \\ y' &= \frac{a_1}{1+b_1x_\star} \cdot \frac{x-x_\star}{1+b_1x} y, \\ z' &= \frac{kz}{1+b_2x} \left(c - x - y - z + \frac{a_2}{k} x \right). \end{aligned} \tag{12}$$

Note that (11) differs from logistic approximations in the terms $-xy$ and $-xz$ in the equation for x' and that these terms makes the model a limiting case of the chemostat possessing explicit resource dynamics. It corresponds to the limiting cases $\kappa_i = 0, \gamma_i = 0, i = 1, 2$ studied in Lindström and Cheng (2015) where the complete global information regarding the dynamics of the subsystem describing the situation when $z = 0$ was ensured. We start by doing the nonlinear change

$$\frac{d\tau}{dt} = \frac{1+b_2x}{k} \tag{13}$$

of the independent variable and rewriting the above systems in the following isocline form

$$\begin{aligned}\dot{x} &= f_i(x)F_i(x) - yf_1(x) - zf_2(x), \\ \dot{y} &= y\psi(x), \\ \dot{z} &= z(G(x) - y - z).\end{aligned}\tag{14}$$

where

$$f_i(x) = \frac{x + \frac{a_i x}{1+b_i x}}{\frac{k}{1+b_2 x}}, \quad F_i(x) = \frac{(1-x)(1+b_i x)}{1+a_i+b_i x}, \quad i = 1, 2$$

and

$$\psi(x) = \frac{\frac{a_1}{1+b_1 x_*} \cdot \frac{x-x_*}{1+b_1 x}}{\frac{k}{1+b_2 x}}, \quad G(x) = c - x + \frac{a_2}{k}x.$$

We begin with a lemma stating the most important properties of the functions involved here.

Lemma 3. *We have that $f'_i(x) > 0$, $x \geq 0$, $i = 1, 2$, and $\psi'(x_*) > 0$.*

Proof. Since ψ is differentiable and $(x - x_*)\psi(x)$ is positive definite, $\psi'(x_*) > 0$. For f_2 we get

$$f_2(x) = \frac{x}{k}(1 + a_2 + b_2 x), \quad \text{and} \quad f'_2(x) = \frac{1}{k}(1 + a_2 + 2b_2 x).$$

It is obvious that f_2 increases for $x \geq 0$. For f_1 we have

$$f_1(x) = \frac{x(1 + a_1 + b_1 x)(1 + b_2 x)}{k(1 + b_1 x)} = \frac{x + a_1 x + b_1 x^2 + b_2 x^2 + a_1 b_2 x^2 + b_1 b_2 x^3}{k(1 + b_1 x)}.$$

We differentiate and get

$$\begin{aligned}k(1 + b_1 x)^2 f'_1(x) &= (1 + a_1 + 2b_1 x + 2b_2 x + 2a_1 b_2 x + 3b_1 b_2 x^2)(1 + b_1 x) \\ &\quad - b_1(x + a_1 x + b_1 x^2 + b_2 x^2 + a_1 b_2 x^2 + b_1 b_2 x^3) \\ &= 1 + a_1 + 2b_1 x + 2b_2 x + 2a_1 b_2 x + 3b_1 b_2 x^2 \\ &\quad + b_1 x + a_1 b_1 x + 2b_1^2 x^2 + 2b_1 b_2 x^2 + 2a_1 b_1 b_2 x^2 + 3b_1^2 b_2 x^3 \\ &\quad - b_1 x - a_1 b_1 x - b_1^2 x^2 - b_1 b_2 x^2 - a_1 b_1 b_2 x^2 - b_1^2 b_2 x^3 \\ &= 1 + a_1 + 2b_1 x + 2b_2 x + 2a_1 b_2 x \\ &\quad + b_1^2 x^2 + 4b_1 b_2 x^2 + a_1 b_1 b_2 x^2 + 2b_1^2 b_2 x^3 > 0,\end{aligned}$$

for $x \geq 0$. □

We continue with an analysis of the various subsystems. If $y = 0$ and $z = 0$ we get the logistic equation $\dot{x} = x(1 - x)$. For $x = 0, z = 0$, we get

$$\dot{y} = -\frac{\frac{a_1}{k}x_*y}{1 + b_1x_*}$$

and for $x = 0, y = 0$ we get $\dot{z} = z(c - z)$, respectively. We return to our logistic friend also in the yz -plane. Now we assume $z = 0$ and consider

$$\begin{aligned}\dot{x} &= f_1(x)(F_1(x) - y), \\ \dot{y} &= \psi(x)y.\end{aligned}\tag{15}$$

This system turns out to be a Gause-type predator-prey system and its qualitative dynamics is completely known, see Lindström and Cheng (2015). We may, if necessary, consider the system without the transformation of the independent variable (13). Indeed, the sign of the derivative of F determines a lot of its dynamical properties and the derivative is given by

$$F'_1(x) = \frac{-1 - a_1 + a_1b_1 - 2b_1(a_1 + 1)x - b_1^2x^2}{(1 + a_1 + b_1x)^2}.$$

Its denominator is always positive, but its nominator has zeros at

$$x = \frac{-a_1 - 1 \pm \sqrt{a_1^2 + a_1 + a_1b_1}}{b_1}.$$

One of these zeros is always negative and there exists a positive zero if $b_1 > 1 + \frac{1}{a_1}$. The following lemmas follow from Lindström and Cheng (2015).

Lemma 4. *Consider (15). If either $b_1 \leq 1 + \frac{1}{a_1}$ or*

$$0 < \frac{-a_1 - 1 + \sqrt{a_1^2 + a_1 + a_1b_1}}{b_1} \leq x_*$$

then the equilibrium $(\min(x_, 1), \max(0, F_1(x_*)))$ is globally asymptotically stable in the cone $x > 0, y > 0$.*

Lemma 5. *If*

$$0 < x_* < \frac{-a_1 - 1 + \sqrt{a_1^2 + a_1 + a_1b_1}}{b_1}$$

then (15) possesses a unique limit cycle that is stable.

We are now ready with the subsystem at the $z = 0$ plane and turn over to the subsystem at the $y = 0$ plane. We obtain the competition system

$$\begin{aligned}\dot{x} &= f_2(x)(F_2(x) - z), \\ \dot{z} &= z(G(x) - z).\end{aligned}\tag{16}$$

Of course, the properties of F_i , $i = 1, 2$ are identical. The solutions $G(x) - F_2(x) = 0$ determine the number of interior fixed points in the xz -plane. Since cubic terms do not enter in this equation, there exist at most two interior fixed points in the positive quadrant of this plane and these fixed points can be computed explicitly. We have now identified the following equilibria of (12): $(0, 0, 0)$ (washout/extinction), $(1, 0, 0)$ (carrying capacity/survival), $(0, 0, c)$ (mixotroph carrying capacity/mixotroph survival), $(x_*, F_1(x_*), 0)$ (predator-prey) that always exist. In addition, we have possibly two competition equilibria $(x_{\pm}, 0, F_2(x_{\pm}))$. The values x_{\pm} are the solutions of the quadratic equation

$$kc \left(a_2 - \frac{1-c}{c} \right) + (a_2 - (k-1))a_2x - b_2k(1-c)x + a_2b_2x^2 = q(x) = 0, \tag{17}$$

in the unit interval. Finally we have possibly one coexistence equilibrium that we denote by (x_*, y_*, z_*) . The last two coordinates of the equilibria are given by the solutions of the linear system

$$\begin{aligned}x_*(1 - x_*) &= f_1(x_*)y + f_2(x_*)z, \\ G(x_*) &= y + z.\end{aligned}$$

Here, Cramer's rule provides the solutions

$$\begin{aligned}y_* &= \frac{f_2(x_*)(F_2(x_*) - G(x_*))}{f_1(x_*) - f_2(x_*)} = \frac{k(1 - x_*) - \left(1 + \frac{a_2}{1+b_2x_*}\right)(k(c - x_*) + a_2x_*)}{\frac{k}{x_*} \left(\frac{a_1x_*}{1+b_1x_*} - \frac{a_2x_*}{1+b_2x_*} \right)}, \\ z_* &= \frac{f_1(x_*)(G(x_*) - F_1(x_*))}{f_1(x_*) - f_2(x_*)} = \frac{\left(1 + \frac{a_1}{1+b_1x_*}\right)(k(c - x_*) + a_2x_*) - k(1 - x_*)}{\frac{k}{x_*} \left(\frac{a_1x_*}{1+b_1x_*} - \frac{a_2x_*}{1+b_2x_*} \right)}.\end{aligned}$$

We conclude first that the denominators in the expressions for y_* and z_* are positive.

Lemma 6. *Each of the following are equivalent:*

- (i) *The local condition (9)*
- (ii) $f_1(x_\star) > f_2(x_\star)$.
- (iii) $a_1 - a_2 > (a_2 b_1 - a_1 b_2)x_\star$

Proof. We start from $f_1(x_\star) > f_2(x_\star)$, or (ii). After cancelling of some positive factors and terms, this condition is equivalent to

$$\frac{a_1}{1 + b_1 x_\star} > \frac{a_2}{1 + b_2 x_\star} \quad (18)$$

phrased in our current parameters. Since the denominators are positive, this condition is equivalent to (iii) by standard algebraic procedures. Direct substitution of the original parameters in (18) gives now

$$\frac{\frac{A_3}{A_1(1-DB_1)}}{1 + \frac{B_3 D}{(1-DB_3)}} > \frac{\frac{A_4}{A_1(1-DB_1)}}{1 + \frac{A_4 B_4 D}{A_3(1-DB_3)}}.$$

Standard algebraic procedures reduces this expression to (9) and these steps can be carried out in the opposite direction, too. Hence (i), (ii), and (iii) are equivalent. \square

Remark 1. We note that (18) puts an upper bound for a_2 given by

$$a_2 < a_1 \frac{1 + b_2 x_\star}{1 + b_1 x_\star}. \quad (19)$$

Since a_2 is going to be a bifurcation parameter in our subsequent numerical study, such bounds are quite useful.

We conclude that the interior equilibrium exists (phrased in terms of the mixotrophic parameters) if and only if $\check{a}_2 < a_2 < \tilde{a}_2$ with

$$\check{a}_2 = \frac{k(1 - x_\star) - k(c - x_\star) \left(1 + \frac{a_1}{1 + b_1 x_\star}\right)}{x_\star + \frac{a_1 x_\star}{1 + b_1 x_\star}},$$

$$\tilde{a}_2 = \frac{-(1 - \frac{k}{1 + b_2 x_\star})x_\star - \frac{kc}{1 + b_2 x_\star} + \sqrt{\left(\left(1 - \frac{k}{1 + b_2 x_\star}\right)x_\star + \frac{kc}{1 + b_2 x_\star}\right)^2 + \frac{4x_\star k(1-c)}{1 + b_2 x_\star}}}{\frac{2x_\star}{1 + b_2 x_\star}}$$

and that a similar criterion in terms of the involved functions can be stated as

$$F_1(x_\star) < G(x_\star) < F_2(x_\star), \quad (20)$$

see Figure 2.

4 A selection of properties of the bifurcation diagram

The last conclusions in the previous section states that a_2 and x_* are important bifurcation parameters not only in the competition plane and the predator-prey plane, respectively, but also for the entire system (12). For instance, there are possibilities that an interval with respect to the mixotrophic link exists, granting equilibrium coexistence. A number of results that specify whether different regions in the bifurcation diagram exist or not can now be formulated. They will be used later on for selecting parameters for a sufficiently general numerically computed bifurcation diagram and for validating our numerical results.

We begin with formulating a condition for $\check{a}_2 < \tilde{a}_2$ indicating that restrictions must be put on k if c is small in order to ensure an interior equilibrium point.

Lemma 7. *Define*

$$\hat{k} = \begin{cases} \infty & , \text{ if } c \geq x_* + \frac{1-x_*}{1+\frac{a_1}{1+b_1x_*}}, \\ \frac{x_*a_1}{\frac{1-x_*}{1+a_1}+x_*-c} & , \text{ if } c < x_* + \frac{1-x_*}{1+\frac{a_1}{1+b_1x_*}}. \end{cases}$$

We have $\check{a}_2 < \tilde{a}_2 \Leftrightarrow 0 < k < \min(1, \hat{k})$.

Proof. We commence by introducing the auxiliary variable

$$s = \frac{1 - x_* - \left(1 + \frac{a_1}{1+b_1x_*}\right)(c - x_*)}{(1 + b_2x_*) \left(1 + \frac{a_1}{1+b_1x_*}\right)} = \frac{1 - x_*}{(1 + b_2x_*) \left(1 + \frac{a_1}{1+b_1x_*}\right)} - \frac{c - x_*}{1 + b_2x_*}. \quad (21)$$

The inequality $\check{a}_2 < \tilde{a}_2$ is then equivalent to

$$\begin{aligned} & 2ks + \left(1 - \frac{k}{1 + b_2x_*}\right)x_* + \frac{kc}{1 + b_2x_*} \\ & < \sqrt{\left(\left(1 - \frac{k}{1 + b_2x_*}\right)x_* + \frac{kc}{1 + b_2x_*}\right)^2 + \frac{4x_*k(1-c)}{1 + b_2x_*}}. \end{aligned} \quad (22)$$

The radical expression in (22) is positive by Lemma 2. Inequality (22) is therefore equivalent to (23) after that the squares have been cancelled and

the common positive factor $4k$ has been cancelled. Further reorganization of the inequality and substitution of the expression (21) gives

$$\begin{aligned}
ks^2 + s \left(\left(1 - \frac{k}{1 + b_2 x_\star} \right) x_\star + \frac{kc}{1 + b_2 x_\star} \right) &< \frac{x_\star(1 - c)}{1 + b_2 x_\star} & (23) \\
&\Downarrow \\
ks \left(s + \frac{c - x_\star}{1 + b_2 x_\star} \right) + sx_\star &< \frac{x_\star(1 - c)}{1 + b_2 x_\star} \\
&\Downarrow \\
ks \frac{1 - x_\star}{(1 + b_2 x_\star) \left(1 + \frac{a_1}{1 + b_1 x_\star} \right)} + \\
+ \left(\frac{1 - x_\star}{(1 + b_2 x_\star) \left(1 + \frac{a_1}{1 + b_1 x_\star} \right)} - \frac{c - x_\star}{1 + b_2 x_\star} \right) x_\star &< \frac{x_\star(1 - c)}{1 + b_2 x_\star} \\
&\Downarrow \\
ks \frac{1 - x_\star}{1 + \frac{a_1}{1 + b_1 x_\star}} + \left(\frac{1 - x_\star}{1 + \frac{a_1}{1 + b_1 x_\star}} - c + x_\star \right) x_\star &< x_\star(1 - c) \\
&\Downarrow \\
ks \frac{1 - x_\star}{1 + \frac{a_1}{1 + b_1 x_\star}} + \frac{1 - x_\star}{1 + \frac{a_1}{1 + b_1 x_\star}} x_\star &< x_\star(1 - x_\star) \\
&\Downarrow \\
\frac{ks}{1 + \frac{a_1}{1 + b_1 x_\star}} + \frac{x_\star}{1 + \frac{a_1}{1 + b_1 x_\star}} &< x_\star \\
&\Downarrow \\
\frac{ks}{1 + \frac{a_1}{1 + b_1 x_\star}} &< x_\star - \frac{x_\star}{1 + \frac{a_1}{1 + b_1 x_\star}} = \frac{\frac{x_\star a_1}{1 + b_1 x_\star}}{1 + \frac{a_1}{1 + b_1 x_\star}} \\
&\Downarrow \\
ks &< \frac{x_\star a_1}{1 + b_1 x_\star} & (24)
\end{aligned}$$

The required restriction follows now from (24) if c is sufficiently small. For sufficiently large c no restriction follows since we have $0 < k < 1$ by Lemma 2. \square

Lemma 8. *It holds that $\lim_{x_\star \rightarrow 1} \check{a}_2 = \lim_{x_\star \rightarrow 1} \tilde{a}_2 = k(1 - c) = \check{a}_2$.*

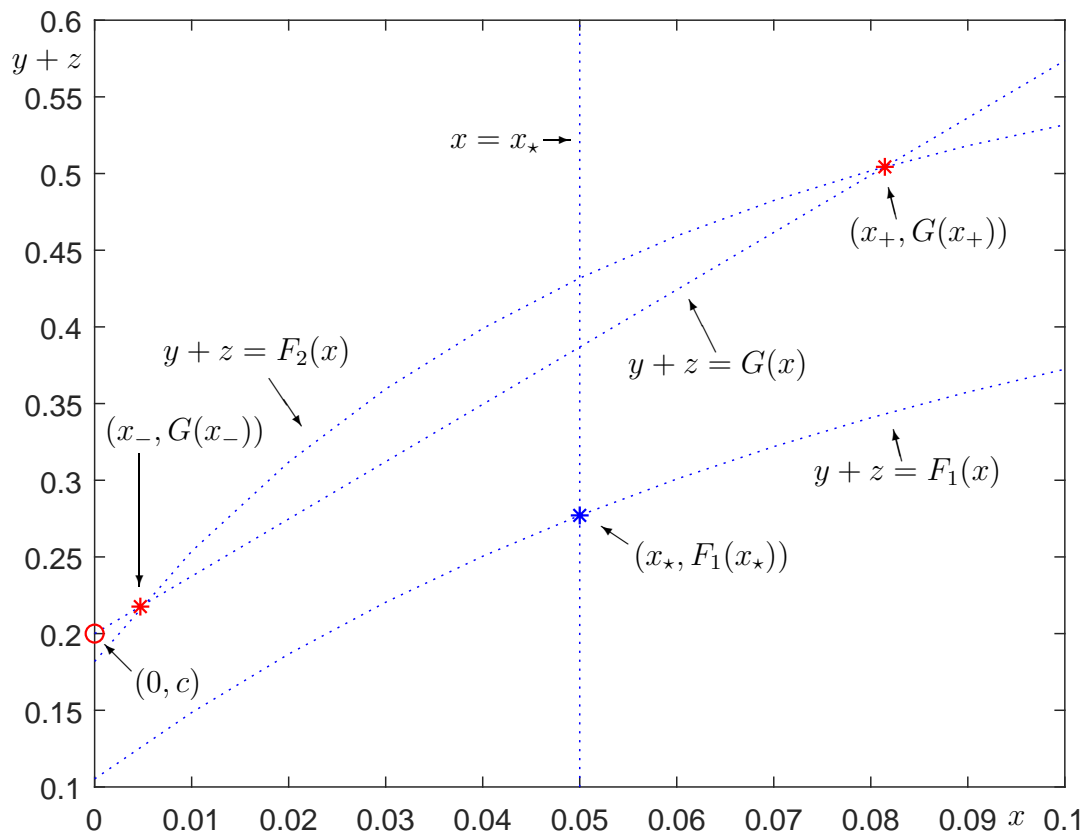


Figure 2: An interior fixed point exists if and only if $F_1(x_*) < G(x_*) < F_2(x_*)$. Situation sketch for $c = .2$, $k = .95$, $x_* = .05$, $a_1 = 8.5$, $b_1 = 50$, $a_2 = 4.5$, $b_2 = 55$.

Proof. The computation of the limit for \check{a}_2 is straightforward after cancelling of the common factor $1 + a_1/(1 + b_1)$. The computation of the limit for \tilde{a}_2 leads to the square

$$\left(1 + \frac{k}{1 + b_2} - \frac{kc}{1 + b_2}\right)^2$$

under the radical and consequently, since $0 < c < 1$, to a straightforward computation. \square

Lemma 9. *If $x_\star > c$, then it holds that $\tilde{a}_2 \leq \frac{1-c}{c} = \hat{a}_2$.*

Remark 2. We always have that $\check{a}_2 = k(1 - c) < (1 - c)/c = \hat{a}_2$.

Proof. It follows from the estimate

$$-w + \sqrt{w^2 + u} \leq \frac{u}{2w}, \quad u \geq -w^2, \quad w > 0 \quad (25)$$

with

$$w = \frac{\left(1 - \frac{k}{1+b_2x_\star}\right)x_\star + \frac{kc}{1+b_2x_\star}}{\frac{2x_\star}{1+b_2x_\star}}, \quad u = \frac{k(1-c)(1+b_2x_\star)}{x_\star}$$

that

$$\tilde{a}_2 \leq \frac{k(1-c)}{\left(1 - \frac{k}{1+b_2x_\star}\right)x_\star + \frac{kc}{1+b_2x_\star}} \leq \frac{k(1-c)}{c} \leq \frac{1-c}{c} = \hat{a}_2.$$

We have a chain of three inequalities in the above expression and justify each of them separately. The first inequality holds by (25), the second since the expression in the denominator is a mean between x_\star and c and by the assumption $x_\star > c$. The last inequality holds since $k \leq 1$. \square

Lemma 10. *If $x_\star > (<)(a_1 - \hat{a}_2)/(b_1\hat{a}_2)$, then $\check{a}_2 < (>)\check{a}_2$.*

Proof. The inequality $\check{a}_2 < (>)\check{a}_2$ is equivalent to the inequality

$$\left(1 - c - \frac{a_1c}{1 + b_1x_\star}\right) (1 - x_\star) > (<)0$$

The second factor is always positive. The sign of the first factor depends on x_\star . For large x_\star it is positive and the limit for x_\star is the one given in the assumption. If $a_1 < \hat{a}_2$, then all values $0 < x_\star < 1$ gives $\check{a}_2 < \check{a}_2$. \square

Combining Lemma 9 and 10, we get

Corollary 1. *If $x_\star > \max(c, (a_1 - \hat{a}_2)/(b_1\hat{a}_2))$ and $0 < k < \min(1, \hat{k})$ then $\emptyset \neq (\check{a}_2, \tilde{a}_2) \subset (\check{a}_2, \hat{a}_2)$*

5 On the number of competition equilibria

We return for deriving the conditions for the existence of a certain number of competition equilibria. Define

$$\check{x} = \frac{-a_2^2 - a_2(1-k) + b_2k(1-c)}{2a_2b_2} \quad (26)$$

and consider the quadratic equation

$$-a_2^2 - a_2(1-k) + b_2k(1-c) = -(a_2 - a_2^+)(a_2 - a_2^-) = 0, \quad (27)$$

along with the quartic equation

$$q_*(a_2) = 4a_2b_2q(\check{x}) = 4a_2b_2kc \left(a_2 - \frac{1-c}{c} \right) - ((a_2 - a_2^+)(a_2 - a_2^-))^2 = 0. \quad (28)$$

We note that

$$a_2^\pm = \frac{-(1-k) \pm \sqrt{(1-k)^2 + 4b_2k(1-c)}}{2},$$

$a_2^+ > 0$, $a_2^- < 0$ and begin our analysis with the following lemma.

Lemma 11. *Assume that $a_2^+ > (1-c)/c$. In each of the intervals $]-\infty, a_2^-]$, $[a_2^-, 0]$, $[(1-c)/c, a_2^+]$, and $[a_2^+, \infty]$, the equation (28) has exactly one real root.*

Proof. We have

$$\begin{aligned} \lim_{a_2 \rightarrow -\infty} q_*(a_2) &= -\infty, \\ q_*(a_2^-) &> 0, \\ q_*(0) &< 0, \\ q_*\left(\frac{1-c}{c}\right) &< 0, \\ q_*(a_2^+) &> 0, \text{ and} \\ \lim_{a_2 \rightarrow \infty} q_*(a_2) &= -\infty, \end{aligned}$$

implying that the specified location of the roots follows by the intermediate value theorem. \square

We denote the root of (28) in the interval $[(1-c)/c, a_2^+]$ by a_2^* and put

$$\underline{a}_2 = \frac{-(1-k+b_2) + \sqrt{(1-k+b_2)^2 + 4b_2k(1-c)}}{2}.$$

We can now state the following lemma. It simplifies the formulation of the next theorem and the range of possible dynamical scenarios for our competition system (3). Indeed, for increasing a_2 an additional competition equilibrium can bifurcate from the mixotroph carrying capacity $(0, 0, c)$ through a transcritical bifurcation only.

Lemma 12. *We have that*

$$\underline{a}_2 < \frac{1-c}{c} = \hat{a}_2.$$

Proof. We shall use (25) for proving the inequality. We have with $w = (1-k+b_2)/2$ and $u = b_2k(1-c)$ that it is enough to show

$$\underline{a}_2 < \frac{b_2k(1-c)}{1-k+b_2} < \frac{1-c}{c} = \hat{a}_2$$

The first inequality holds by (25). It remains to prove the second inequality. It is equivalent to

$$-(1-k) < b_2(1-kc)$$

which is identically true since its left-hand side is negative and its right-hand side is positive. \square

We now have the following bi-stability theorem.

Theorem 2. *If $k(1-c) < a_2 < (1-c)/c$ then (16) has one interior equilibrium. If*

$$\frac{1-c}{c} < a_2 < a_2^* \tag{29}$$

then (16) has two interior equilibria. Otherwise, (16) has no interior equilibria.

Proof. Consider the quadratic equation $q(x) = 0$ given by (17). The condition is $q(0)q(1) < 0$ becomes

$$kc(a_2 + b_2 + 1) \left(a_2 - \frac{1-c}{c} \right) (a_2 - k(1-c)) < 0.$$

Thus, we have precisely one competition equilibrium when

$$\check{a}_2 = k(1-c) < a_2 < \frac{1-c}{c} = \hat{a}_2.$$

We notice that the condition for the presence of precisely one competition equilibrium is independent from saturation. The first statement of our bi-stability theorem follows.

For the second statement, the first necessary condition is that the function q must have either a local minimum or a local maximum in the unit interval. Since the leading term of q is positive, only local minima are possible. A minimum requires

$$\begin{aligned} q(0) &= kc \left(a_2 - \frac{1-c}{c} \right) > 0 \\ q(1) &= (a_2 + b_2 + 1)(a_2 - k(1-c)) > 0 \end{aligned}$$

or

$$a_2 > \frac{1-c}{c} > k(1-c).$$

The minimum point \check{x} of q was defined by (26) and we require $0 < \check{x} < 1$. That is

$$\begin{aligned} -a_2^2 - a_2(1-k) + b_2k(1-c) &> 0, \\ -a_2^2 - a_2(1-k+b_2) + b_2k(1-c) &< 0, \end{aligned}$$

which in terms of the mixotrophic parameter a_2 can be stated as $\underline{a}_2 < a_2 < a_2^+$.

Finally, we need $q(\check{x}) < 0$. It follows from (28) and Lemma 11 that the additional requirement $(1-c)/c < a_2 < a_2^*$ must hold. By Lemma 12, (16) has two equilibria when (29) holds. \square

The above theorem does not specify what saturation levels actually are needed in order to grant an interval of type (29). The following necessary condition turned out to be helpful.

Corollary 2. *If an interval of type (29) exist, then*

$$cb_2 > \frac{1}{k} - 1. \quad (30)$$

Proof. In order to have an interval of type (29) we need at least $a_2^+ > (1-c)/c$. From (25) we have

$$a_2^+ = \frac{k - 1 + \sqrt{(k - 1)^2 + 4b_2k(1 - c)}}{2} < \frac{b_2k(1 - c)}{1 - k}$$

and a necessary criterion for two competition equilibria is therefore (30). \square

Multiple competition equilibria are therefore, expected for k close to one and cb_2 large. Remember that $0 < k < 1$, $0 < c < 1$, and $b_2 > 0$.

Example 1. In Figure 3 we make a special study of the case $c = .2$, $k = .95$, $x_* = .05$, $a_1 = 8.5$, $b_1 = 50$, $a_2 = 4.5$, and $b_2 = 55$. This case allows for two competition equilibria (a), and unstable equilibrium in the predator-prey plane (b), and a coexistence equilibrium, cf Figure 2. Consequently, the function q has two zeros in the unit interval and a minimum point. The function q_* has been plotted in (d). It has zeros in the prescribed intervals and in this case $4 = (1 - c)/c < a_2 < a_2^* \approx 5.11 < a_2^+ \approx 6.44$.

6 The stability of the boundary equilibria

The generic Jacobian of (14) takes the form

$$J(x, y, z) = \begin{pmatrix} f_1'(x)(F_1(x) - y) & -f_1(x) & -f_2(x) \\ +f_1(x)F_1'(x) - zf_2'(x) & \psi(x) & 0 \\ y\psi'(x) & -z & G(x) - y - 2z \\ zG'(x) & & \end{pmatrix}.$$

In the following we calculate the Jacobian for the different equilibrium points:

- (i) The washout Jacobian $J(0, 0, 0)$ takes a diagonal form with the diagonal elements $1/k > 0$, $-a_1x_*/(k(1 + b_1x_*)) < 0$ and $c > 0$. Therefore this equilibrium is always a saddle.

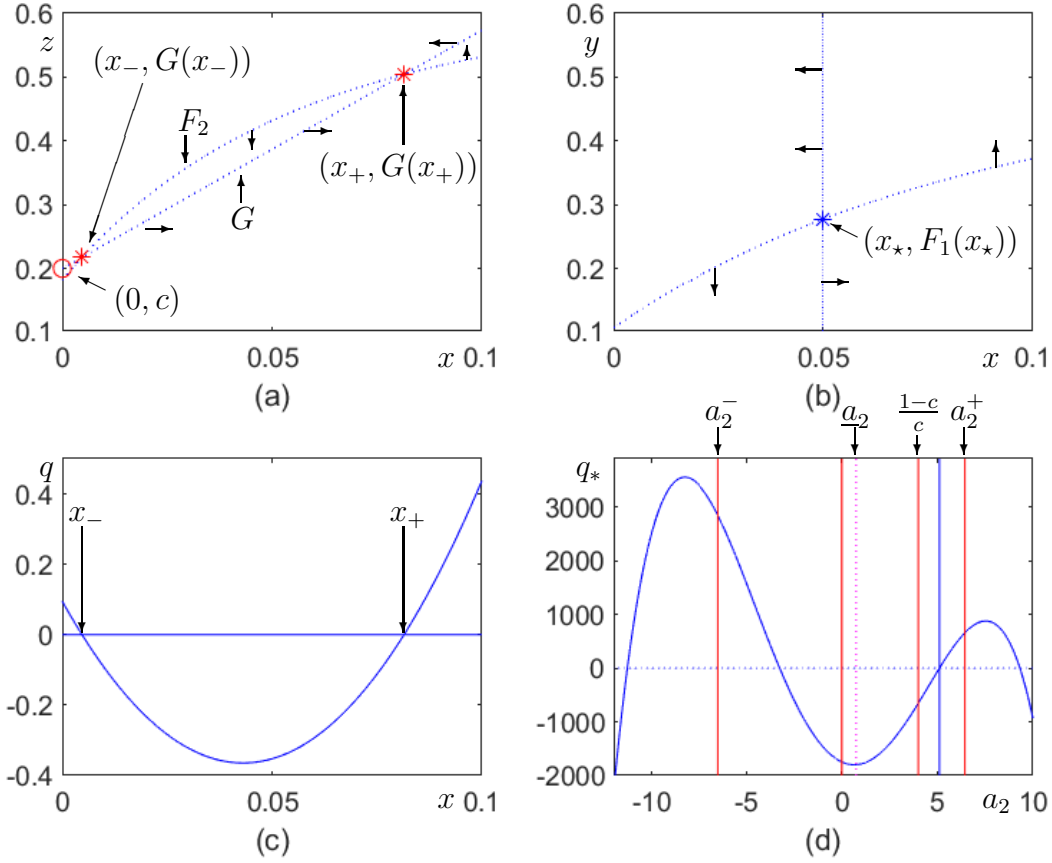


Figure 3: Special study of the case $c = .2$, $k = .95$, $x_* = .05$, $a_1 = 8.5$, $b_1 = 50$, $a_2 = 4.5$, and $b_2 = 55$. (a) The functions F_2 and G intersect at two competition equilibrium points in the xz -plane. (b) The predator-prey plane has an unstable equilibrium and possesses a unique limit cycle. (c) The function q has two zeros in the unit interval and a minimum point. (d) The function q_* has zeros in the prescribed intervals.

- (ii) Similarly, the carrying capacity equilibrium takes an upper triangular form with diagonal $-1/k < 0$, $\psi(1) > 0$, $G(1)$. It has a transcritical bifurcation at

$$a_2 = k(1 - c)$$

corresponding to the sign-change of $G(1)$. Hence this equilibrium is always a saddle.

- (iii) The mixotroph carrying capacity equilibrium $(0, 0, c)$ takes lower triangular form with diagonal elements

$$(1 - (1 + a_2)c)/k, -a_1 x_*/(k(1 + b_1 x_*)) < 0, -c < 0$$

and is a saddle if $a_2 < (1 - c)/c$ and a stable node if $a_2 > (1 - c)/c$.

- (iv) The Jacobian at the predator-prey equilibrium $(x_*, F_1(x_*), 0)$ takes the block-diagonal form

$$J(x_*, F_1(x_*), 0) = \begin{pmatrix} f_1(x_*)F_1'(x_*) & -f_1(x_*) & -f_2(x_*) \\ F_1(x_*)\psi'(x_*) & 0 & 0 \\ 0 & 0 & G(x_*) - F_1(x_*) \end{pmatrix}$$

with a 2×2 block matrix reflecting the stability properties in the predator-prey plane that are already known and a single eigenvalue reflecting the behavior in the mixotroph direction of magnitude $G(x) - F_1(x)$. Criterion (20) is visible here.

- (v) We are now ready to proceed to the possible competition equilibria at $(x_{\pm}, 0, G(x_{\pm}))$. Now we consider the Jacobian

$$J(x_{\pm}, 0, G(x_{\pm})) = \begin{pmatrix} f_2(x_{\pm})F_2'(x_{\pm}) & -f_1(x_{\pm}) & -f_2(x_{\pm}) \\ 0 & \psi(x_{\pm}) & 0 \\ G(x_{\pm})G'(x_{\pm}) & -G(x_{\pm}) & -G(x_{\pm}) \end{pmatrix}. \quad (31)$$

The corner elements form a 2×2 -block matrix reflecting the stability properties in the competition plane in terms of the intersections of F_2 and G . Indeed, the determinant of the corner elements is $f_2(x_{\pm})G'(x_{\pm})(G'(x_{\pm}) - F_2'(x_{\pm}))$. Since $G'(x_-) - F_2'(x_-) < 0$, it follows that $(x_-, 0, G(x_-))$ is a saddle in the xz -plane if it exists. Similarly, $(x_+, 0, G(x_+))$ is never a saddle in the xz -plane. Consequently $(x_+, 0, G(x_+))$ is stable in the xz -plane if $f_2(x_+)F_2'(x_+) - F_2(x_+) < 0$

(Note that $F_2(x_+) = G(x_+)$). The last eigenvalue of the competition equilibria is $\psi(x_{\pm})$. The second inequality of (20) implies $\max(0, x_-) < x_{\star} < x_+$ and therefore we always have invasion of herbivores in the vicinity of $(x_+, 0, F_2(x_+))$ if $(x_{\star}, y_{\star}, z_{\star})$ exists.

Our program is now to eliminate some regions that are of limited interest for a subsequent numerical study. We begin by the following theorem.

Theorem 3. *Consider the competition system (16). If G decreases, then all solutions converge towards an equilibrium.*

Proof. We note that the Jacobian of (16) has the off-diagonal elements

$$-f_2(x) < 0 \text{ and } zG'(x) < 0$$

meaning that the system is competitive, ie its solutions are backwards monotone. All solutions of a backwards monotone two-dimensional system converge towards an equilibrium, see e. g. Smith (1995). \square

The next theorem excludes cycles in the competition plane for low saturation levels. In particular, the unsaturated competition system (16) with $b_2 = 0$ cannot possess competition cycles. This excludes a large parameter region that becomes of limited interest for the subsequent numerical part in the end of this paper.

Theorem 4. *Consider the competition system (16). If F_2 decreases, then all solutions converge towards an equilibrium.*

Proof. Consider (16) and the Dulac function $B(x, z) = \frac{1}{zf_2(x)}$. The divergence of the system

$$\begin{aligned} \dot{x} &= \frac{F_2(x)}{z} - 1 \\ \dot{z} &= \frac{G(x) - z}{f_2(x)} \end{aligned}$$

can now be estimated as

$$\frac{F_2'(x)}{z} - \frac{1}{f_2(x)} < -\frac{1}{f_2(x)} < 0.$$

By Dulac's theorem (Brauer and Castillo-Chávez (2001) and Ye (1986)), (16) cannot possess periodic orbits. By the Poincaré-Bendixson's theorem (Hirsch

et al. (2013) and Wiggins (2003)), possible limit sets are equilibria or orbits connecting equilibria. The origin is not a saddle and cannot belong to a limit set consisting of equilibria and orbits connecting them. If a saddle exist in the interior of the positive quadrant, then G must decrease between x_- and x_+ . In this case, G decreases on the unit interval and the solutions converge towards an equilibrium by Theorem 3. Assume therefore, that the saddles of (16) are located either at the x -axis or at the z -axis. In both cases, either its stable or unstable manifolds are located along the axes. Possible saddle-connections violate therefore, uniqueness of solutions. Consequently, all solutions converge towards an equilibrium. \square

We eliminate the last large region of limited interest by the following theorem.

Theorem 5. *Consider the competition system (16). If no competition equilibria exist, then all solutions converge towards an equilibrium.*

Proof. Since, F_2 and G have no intersections, we have either that $G > F_2$, or $F_2 > G$. In each of the cases, and all positive solutions converge towards $(0, c)$ or towards $(1, 0)$, respectively, by phase-plane arguments, see Figure 4(a)-(b). \square

We conclude this section by proving that Theorem 3 implies the presence of parameter values giving rise to multiple attractors. Indeed, the parameter values $c = .8$, $k = .75$, $a_2 = .4$, and $b_2 = 20$ gives rise to multiple attractors for the competition system (16), see Figure 4(c). The equilibria $(0, c)$ and $(x_+, F(x_+))$ are both locally attracting and no cycles exist by Theorem 3. This situation persists for (12) if $x_\star > x_+$ is selected. The situation is depicted in Figure 4(d) for $c = .8$, $k = .75$, $x_\star = .4$, $a_1 = 8.5$, $b_1 = 50$, $a_2 = .4$, and $b_2 = 20$. The equilibria $(0, 0, c)$ and $(x_+, 0, F_2(x_+))$ are still both locally stable.

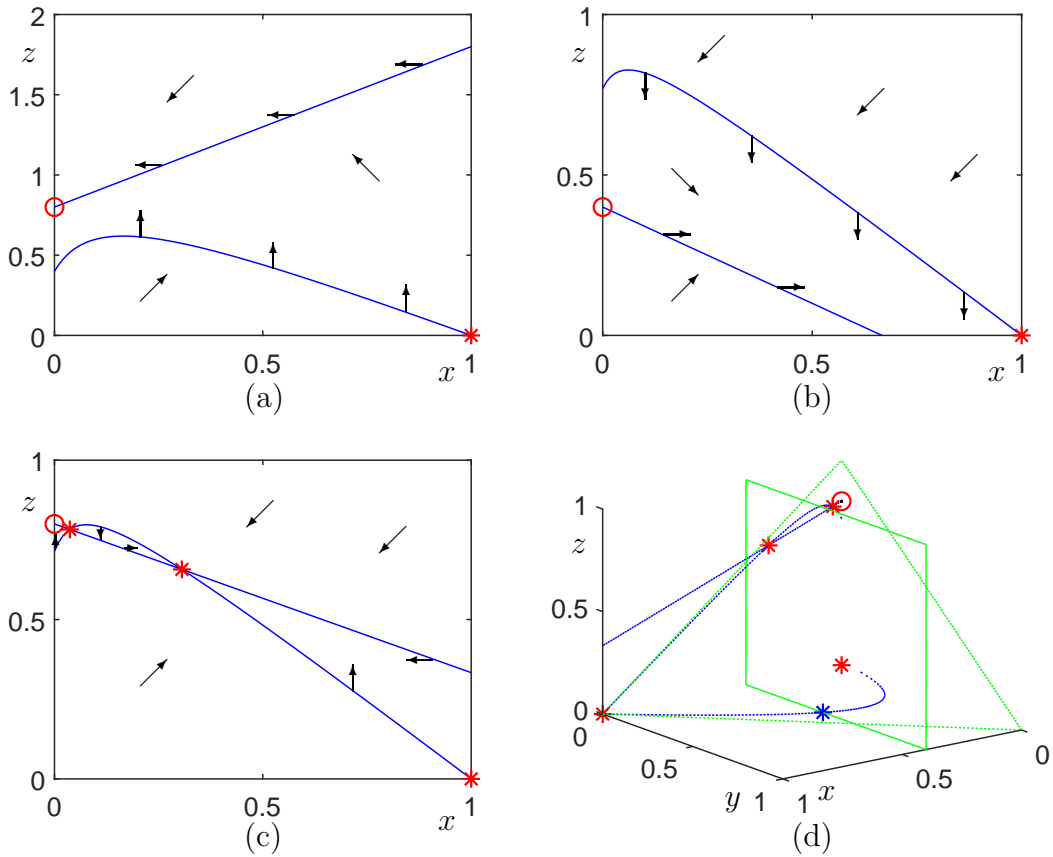


Figure 4: (a) Phase-plane arguments for globally attracting $(0, c)$ when $G > F_2$ in the case $c = .4$, $k = .75$, $a_2 = .3$, and $b_2 = 20$. (b) Phase-plane arguments for globally attracting $(1, 0)$ when $F_2 > G$ in the case $c = .8$, $k = .75$, $a_2 = 1.5$, and $b_2 = 20$. (c) Multiple attractors in the competition plane for $c = .8$, $k = .75$, $a_2 = .4$, and $b_2 = 20$. (d) Multiple attractors persist in system (12) for $c = .8$, $k = .75$, $x_* = .4$, $a_1 = 8.5$, $b_1 = 50$, $a_2 = .4$, and $b_2 = 20$. The equilibria $(0, 0, 0)$ (red *-mark), $(1, 0, 0)$ (red *-mark), $(x_*, F_1(x_*), 0)$ (blue *-mark), $(x_+, 0, F_2(x_+))$ (red *-mark), $(x_-, 0, F_2(x_-))$ (red *-mark), and $(0, 0, c)$ (red o-mark) exist and are marked. The boundary of the simplex $x + y + z \leq 1$ and the plane $x = x_*$ are marked in green.

7 The stability of the coexistence equilibrium

We proceed to the interior equilibrium (x_*, y_*, z_*) . Its Jacobian matrix is given by

$$J(x_*, y_*, z_*) = \begin{pmatrix} f_1(x_*)F_1'(x_*) & -f_1(x_*) & -f_2(x_*) \\ -z_* \left(f_2'(x_*) - f_1'(x_*) \frac{f_2(x_*)}{f_1(x_*)} \right) & 0 & 0 \\ y_* \psi'(x_*) & 0 & 0 \\ z_* G'(x_*) & -z_* & -z_* \end{pmatrix}.$$

with

$$y_* = \frac{f_2(x_*)(F_2(x_*) - G(x_*))}{f_1(x_*) - f_2(x_*)}, \quad z_* = \frac{f_1(x_*)(G(x_*) - F_1(x_*))}{f_1(x_*) - f_2(x_*)}.$$

In order to continue formulating stability conditions for this equilibrium, we first give the Routh (1877)-Hurwitz (1895) conditions (see also May (1974) and Wiggins (2003)) in matrix form. The matrixes A_{ii} are the submatrixes obtained when the i th row and column are deleted from A . Sometimes they are referred to as principal submatrixes, see e. g. Strang (2006).

Lemma 13. *The eigenvalues of the 3×3 matrix A have negative real parts if and only if (i) $\text{Tr}A < 0$, (ii) $\det A < 0$, and*

$$(iii) \quad \text{Tr}A(\det A_{11} + \det A_{22} + \det A_{33}) - \det A < 0.$$

If some of the eigenvalues have zero real part, then equality must hold in either (ii) or (iii). In particular, if some of the eigenvalues are zero, then equality holds in (ii).

Proof. Identification of the coefficients of the characteristic polynomial gives the matrix form of the criterion. Since $\det A$ is the product of the eigenvalues, a zero eigenvalue gives equality in (ii). The next possibility for zero real parts is a real eigenvalue $\lambda_1 = \lambda < 0$ and complex conjugate pair $\lambda_{2,3} = \pm \omega i$. The relation between roots and coefficients implies that

$$\begin{aligned} \text{Tr}A &= \lambda_1 + \lambda_2 + \lambda_3 = \lambda < 0 \\ \det A_{11} + \det A_{22} + \det A_{33} &= \lambda_1 \lambda_2 + \lambda_2 \lambda_3 + \lambda_1 \lambda_3 \\ &= \lambda \omega + \omega^2 - \lambda \omega = \omega^2 > 0 \\ \det A &= \lambda_1 \lambda_2 \lambda_3 = \lambda \omega^2 < 0 \end{aligned}$$

Criterion (iii) now becomes

$$\text{Tr}A(\det A_{11} + \det A_{22} + \det A_{33}) - \det A = \lambda\omega^2 - \lambda\omega^2 = 0.$$

□

Corollary 3. *A real 3×3 -matrix A cannot lose its stability by passing through an equality in (i) in Lemma 13 above.*

Proof. If $\det A < 0$ and $\text{Tr}A = 0$, then (iii) becomes

$$\text{Tr}A(\det A_{11} + \det A_{22} + \det A_{33}) - \det A = -\det A > 0$$

contradicting the possibility for stability losses at $\text{Tr}A = 0$. □

Remark 3. Even if stability losses at $\text{Tr}A = 0$ are excluded by the above corollary, criterion (i) is still a necessary criterion for stability in Lemma 13. Compare e. g. with the case $\lambda_1 = -1$, $\lambda_2 = \frac{1}{2}$, $\lambda_3 = \frac{3}{2}$. We get

$$\begin{aligned} \text{Tr}A &= \lambda_1 + \lambda_2 + \lambda_3 = -1 + \frac{1}{2} + \frac{3}{2} = 1 > 0 \\ \det A &= \lambda_1\lambda_2\lambda_3 = -1 \cdot \frac{1}{2} \cdot \frac{3}{2} = -\frac{3}{4} < 0 \\ \det A_{11} + \det A_{22} + \det A_{33} &= \lambda_1\lambda_2 + \lambda_1\lambda_3 + \lambda_2\lambda_3 = -\frac{1}{2} - \frac{3}{2} + \frac{3}{4} = -\frac{5}{4} \end{aligned}$$

meaning that

$$\text{Tr}A(\det A_{11} + \det A_{22} + \det A_{33}) - \det A = 1 \cdot \left(-\frac{5}{4}\right) - \left(-\frac{3}{4}\right) = -\frac{1}{2} < 0.$$

We see that the associated Jacobian matrix is unstable and that criteria (ii) and (iii) in Theorem 13 are satisfied.

We now formulate the stability criteria of the interior fixed point in terms of criteria needed in addition to the global stability condition of the the autotroph-herbivore equilibrium in the xy -plane.

Theorem 6. *The coexistence equilibrium (x_*, y_*, z_*) is locally stable if*

- (i) $F'_1(x_*) < 0$
- (ii) $G'(x_*) > 0$

$$(iii) \quad f_1(x_\star)f_2'(x_\star) - f_1'(x_\star)f_2(x_\star) > 0$$

The coexistence equilibrium loses its stability through a Hopf-bifurcation, if it exists.

Remark 4. The requirement that the herbivore-autotroph equilibrium is stable in the plane $z = 0$ is a visible in condition (i). The requirement comes from Lemma 4. Criterion (ii) is easy to check, $a_2 > k$ is sufficient.

Remark 5. Criterion (iii) is strongly related to the local condition (9) and the upper bound for a_2 in (19). However, they are not equivalent and the ratio between b_1 and b_2 determines the direction of the implication between Criterion (iii) and (9). Criterion (iii) can be modified into the equivalent parametric condition

$$a_1b_1 - a_2b_2 + a_1a_2(b_1 - b_2) + 2b_1b_2(a_1 - a_2)x_\star - b_1b_2(a_2b_1 - a_1b_2)x_\star^2 > 0.$$

Lemma 6 (iii) can now be used to obtain the estimate

$$\begin{aligned} a_1b_1 - a_2b_2 + a_1a_2(b_1 - b_2) + 2b_1b_2(a_1 - a_2)x_\star - b_1b_2(a_2b_1 - a_1b_2)x_\star^2 &> (32) \\ a_1b_1 - a_2b_2 + a_1a_2(b_1 - b_2) + b_1b_2(a_1 - a_2)x_\star &> 0. \end{aligned}$$

We see that all terms in the last expression are positive for $b_1 > b_2$. Indeed, (19) gives $a_2 < a_1$ in this case. Therefore, (9) ensures Criterion (iii) in Theorem 6 for $b_1 > b_2$. If $b_1 < b_2$, we have $a_2 < a_1b_2/b_1$. We now use this relation for deriving a stricter but very similar condition as (19). The second inequality in (32) gives

$$a_2 < \frac{a_1b_1 + b_1b_2a_1x_\star}{b_2 + a_1(b_2 - b_1) + b_1b_2x_\star} = a_1 \frac{b_1}{b_2} \frac{1 + b_2x_\star}{1 + \frac{a_1}{b_2}(b_2 - b_1) + b_1x_\star} < a_1 \frac{1 + b_2x_\star}{1 + b_1x_\star}.$$

The last inequality compares this estimate with (19). Since our estimate increases with x_\star , worst cases can be computed with $x_\star = 0$. In many cases such estimates makes criterion (iii) redundant in comparison to the essential criterion (i). The situation for $b_1 = 50$, $b_2 = 55$, $a_1 = 8.5$ is illustrated in Figure 5

We proceed with the proof of Theorem 6.

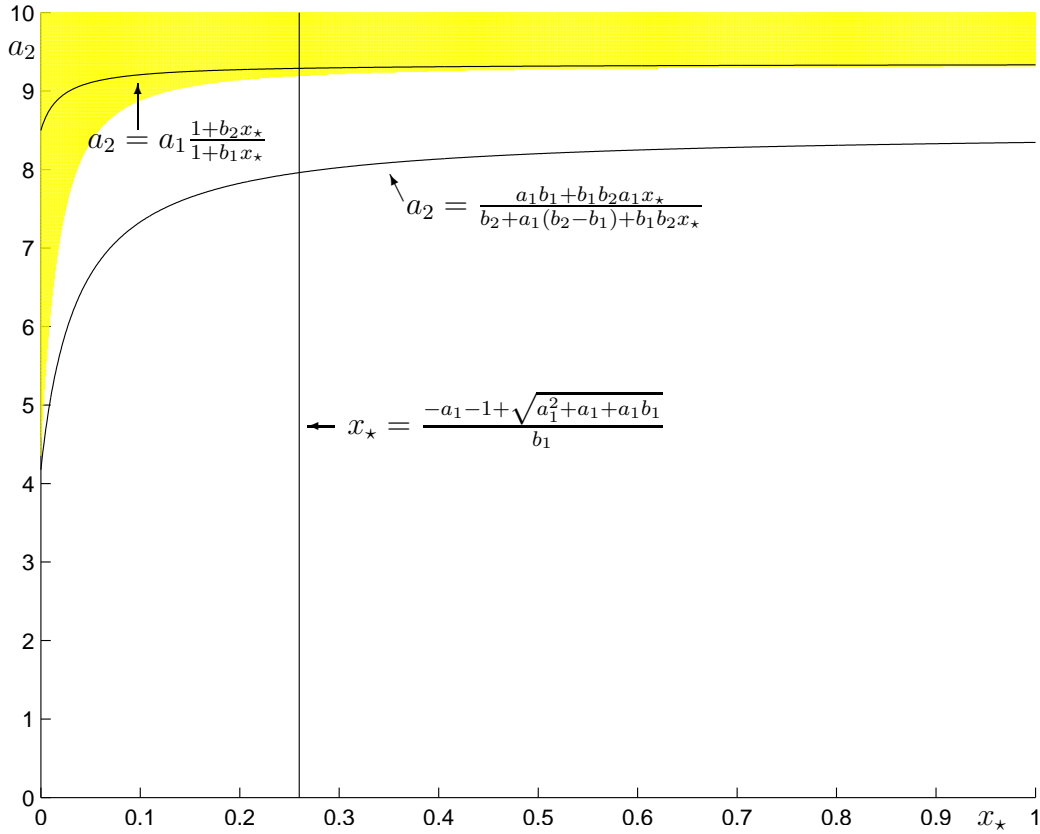


Figure 5: Criterion (iii) of Theorem 6 in (x_*, a_2) parameter plane for the case $a_1 = 8.5$, $b_1 = 50$, and $b_2 = 55$ in comparison to the curves defined by (19) and the first inequality of (5). Criterion (iii) of Theorem 6 is invalid in the yellow area. Criterion (i) is not valid on the left-hand side of the vertical line showing that the largest deviations from (19) occur in areas where (i) is not valid anyway.

Proof. We use Lemma 13 to derive stability conditions for the interior equilibrium. Indeed, we have

$$\text{Tr}J(x_*, y_*, z_*) = f_1(x_*)F'_1(x_*) - z_* \left(f'_2(x_*) - f'_1(x_*) \frac{f_2(x_*)}{f_1(x_*)} \right) - z_* < 0.$$

Next

$$\begin{aligned} \det J(x_*, y_*, z_*) &= -y_* \psi'(x_*) \begin{vmatrix} -f_1(x_*) & -f_2(x_*) \\ -z_* & -z_* \end{vmatrix} \\ &= -y_* z_* \psi'(x_*) (f_1(x_*) - f_2(x_*)) < 0. \end{aligned}$$

The last inequality holds because our local condition (9). It follows that the coexistence equilibrium cannot have zero eigenvalues and can thus, lose its stability through Hopf-bifurcations only. In order to formulate condition (iii) of Lemma 13, we first compute the principal subdeterminants

$$\begin{aligned} \det J_{11}(x_*, y_*, z_*) &= 0, \\ \det J_{22}(x_*, y_*, z_*) &= z_* \left(f_2(x_*)G'(x_*) - f_1(x_*)F'_1(x_*) \right. \\ &\quad \left. + z_* \left(f'_2(x_*) - f'_1(x_*) \frac{f_2(x_*)}{f_1(x_*)} \right) \right), \\ \det J_{33}(x_*, y_*, z_*) &= y_* f_1(x_*) \psi'(x_*), \end{aligned}$$

and note that (iii) of Lemma 13 is equivalent to

$$\begin{aligned} &\text{Tr}J(x_*, y_*, z_*) \det J_{22}(x_*, y_*, z_*) + \\ &+ \text{Tr}J(x_*, y_*, z_*) \det J_{33}(x_*, y_*, z_*) - \det J(x_*, y_*, z_*) = \\ &\text{Tr}J(x_*, y_*, z_*) \det J_{22}(x_*, y_*, z_*) + \\ &+ f_1(x_*)F'_1(x_*)y_*f_1(x_*)\psi'(x_*) - z_*y_*f_1(x_*)\psi'(x_*) \left(f'_2(x_*) - f'_1(x_*) \frac{f_2(x_*)}{f_1(x_*)} \right) \\ &\quad - z_*y_*f_1(x_*)\psi'(x_*) + y_*z_*\psi'(x_*) (f_1(x_*) - f_2(x_*)) = \\ &\underbrace{\text{Tr}J(x_*, y_*, z_*) \det J_{22}(x_*, y_*, z_*)}_{<0} - \underbrace{y_*z_*f_2(x_*)\psi'(x_*)}_{<0} + \\ &\underbrace{y_*F'_1(x_*)(f_1(x_*))^2\psi'(x_*)}_{<0} - \underbrace{y_*z_*\psi'(x_*)(f_1(x_*)f'_2(x_*) - f'_1(x_*)f_2(x_*))}_{<0}. \end{aligned}$$

The whole quantity is therefore, negative when $\det J_{22}(x_*, y_*, z_*) > 0$. Indeed, we have since $F_1'(x_*) < 0$

$$\begin{aligned} \frac{f_1(x_*)}{z_*} \det J_{22}(x_*, y_*, z_*) &> f_1(x_*)f_2(x_*)G'(x_*) - (f_1(x_*))^2F_1'(x_*) \\ &+ z_*(f_1(x_*)f_2'(x_*) - f_1'(x_*)f_2(x_*)) > 0. \end{aligned}$$

□

8 Numerical Results

According to Theorem 6 existence of cycles in the predator-prey plane is an important criterion for an unstable coexistence equilibrium whenever such an equilibrium exist. In this section we fix the parameters as follows $c = .2$, $b_1 = 50$, $b_2 = 55$, $k = .95$, and $a_1 = 8.5$. The parameter values selected here allows an interval of existence for the coexistence equilibrium for all parameter values of x_* , $0 < x_* < 1$ according to Lemma 7. The upper bound for the efficiency of the mixotroph specified by (19) ($a_2 \approx a_1 = 8.5$) does not enter to the window of parameter values selected for this diagram, cf Figure 5.

The major bifurcations of (12) are now indicated in Figure 6. Here we vary (i) the equilibrium value of x_* of the predator-prey equilibrium representing the interaction between the autotroph and the herbivore, and (ii) a_2 that determines the competitive ability between the mixotroph and the autotroph for the limiting resources. Lemmas 4-5 gives the vertical line at $x_* \approx .2598$. On the left-hand side of this line, the herbivore-autotroph system has a unique limit cycle (this corresponds to the areas **(a)**, **(c)**, **(d)**, **(e)**, **(g)**, **(h)**, **(i)**, **(k)**, **(l)**, **(m)**, **(p)**, **(q)**, **(r)**, **(t)**, **(u)**, **(v)**, **(w)**, and **(x)**) on the right hand side of this line $(x_*, F_1(x_*), 0)$ is globally stable (this corresponds to the regions **(b)**, **(f)**, **(j)**, **(n)**, **(o)**, **(s)**, and **(y)**).

In a similar manner, the horizontal lines correspond to dynamics in the competition plane. For low a_2 (in our case $a_2 < k(1 - c) = .76$), no competition equilibria exist and the carrying capacity equilibrium $(1, 0, 0)$ is stable in the competition plane (regions **(t)**, **(u)**, **(v)**, **(w)**, **(x)**, and **(y)**). For moderate values of a_2 (in our case $.76 < a_2 < 3.582$) a unique competition equilibrium $(x_+, 0, F_2(x_+))$ exists and is stable in the competition plane (regions **(k)**, **(l)**, **(m)**, **(n)**, **(o)**, **(p)**, **(q)**, **(r)**, and **(s)**). For still larger values of a_2 (in our case $3.582 < a_2 < 4$) a unique competition equilibrium exists, but

no equilibria are stable in the competition plane (regions **(g)**, **(h)**, **(i)**, **(j)**). For further increase in a_2 ($4 < a_2^* \approx 5.1118$) two competition equilibria exist and $(0, 0, c)$ is stable in the competition plane (regions **(c)**, **(d)**, **(e)**, and **(f)**). For extreme values of a_2 ($a_2 > a_2^*$), no competition equilibria exist and the mixotroph carrying capacity $(0, 0, c)$ is stable in the competition plane (regions **(a)** and **(b)**).

The blue and red curves corresponds to the existence boundaries of the coexistence equilibrium. This means that the coexistence equilibrium exist in regions **(d)**, **(g)**, **(h)**, **(k)**, **(m)**, **(n)**, **(p)**, **(t)**, and **(u)**. On the far right of the bifurcation diagram we confirm the conclusion of Lemma 8. Below the blue curve, the coexistence equilibrium does not exist and at the blue curve it collides in a transcritical bifurcation with the predator-prey equilibrium. We see that the intersection of the blue curve with the horizontal line $a_2 = k(1 - c) = .76$ in the far left of the diagram is in agreement with Lemma 10. Above the red curve it does not exist, either. The red curve has a maximum at $a_2 = a_2^*$. At the left hand side of this maximum, the coexistence equilibrium collides in a transcritical bifurcation with $(x_-, 0, F_2(x_-))$ and at the right-hand side of this maximum a similar collision with $(x_+, 0, F_2(x_+))$ occurs. The yellow area in regions **(g)**, **(k)**, **(u)**, the cyan areas in regions **(p)** and **(t)**, the green areas in regions **(d)**, **(h)**, and possibly black areas on the boundaries of regions **(k)**, **(g)**, **(p)**, and **(t)** corresponds to the region where the coexistence equilibrium is unstable. In the yellow area in regions **(k)**, **(g)**, and **(u)** criterion (i) in Lemma 13 is sufficient for deducing instability whereas criterion (iii) is needed in the black areas. We see that this occurs on the boundaries only precisely as predicted by Corollary 3.

It is of importance to elucidate the dynamical behavior of our system in regions that possess no stable equilibria. In region **(s)** and **(y)**, the predator-prey equilibrium $(x_*, F_1(x_*), 0)$ is stable. In regions **(m)** and **(n)**, the coexistence equilibrium (x_*, y_*, z_*) is stable. In regions **(l)** and **(o)**, the competition equilibrium $(x_+, 0, F_2(x_+))$ is stable. In regions **(a)**, **(b)**, **(c)**, **(d)**, **(e)**, and **(f)**, the mixotroph carrying capacity $(0, 0, c)$ is stable. For $x_* > .2598$ region **(j)** is of interest. There, the predator-prey plane has a fixed point that is globally stable in the plane but unstable with respect to mixotrophic invasion. However, at least one stable limit cycle exist in the competition plane and it is not clear whether or not it (or these limit cycles) might be unstable with respect to herbivore invasion. If cycles are small, they spend a lot of time near the competition equilibrium that has a negative third eigenvalue and when they grow larger they spend a substantial amount of time in the

vicinity of the saddle $(0, 0, c)$ that is still more stable with respect to herbivore invasion. We conclude that the invasion of mixotrophs has a destabilizing impact on the dynamics in region **(j)** since the autotroph-herbivore dynamics results in global stability and invasion of mixotrophs leads to out-competition of the herbivores and resulting cyclic dynamics.

We selected the parameter values $x_* = .26$ and $a_2 = 3.9$ for illustration of the destabilizing behavior in region **(j)**. The parameter value is marked with a blue circle in region **(j)** in our bifurcation diagram, Figure 6. The result is visible in Figure 7(a). The simplex containing all solutions and the $x = x_*$ -plane are marked with dotted green lines. The isocline in the xy -plane, F_1 is marked with a dotted blue curve and the equilibrium $(x_*, F_1(x_*), 0)$ is marked with a blue *-mark. It is globally stable in the xy -plane but unstable in the z -direction. The remaining equilibria $(0, 0, 0)$ and $(1, 0, 0)$ in the predator-prey plane are marked with red *-marks. In the xz -plane, the isoclines F_2 and G are marked with dotted blue curves and lines, respectively, and their intersection at $(x_+, 0, F_2(x_+))$ is marked with a red *-mark. The equilibrium at $(0, 0, c)$ is marked with a red o-mark. The limit cycle in the xz -plane is marked with a red curve. It approaches the point $(0, 0, c)$ from its stable manifold along the z -axis and leaves it along its unstable manifold in the xz -plane and spends a considerable amount of time in the vicinity of this saddle. The projection of the limit cycle onto the xy -plane is marked with a cyan curve and the projection onto the yz -plane is indicated in green. There is no need to visualize the projection onto the xz -plane, but if this projection would not agree with the limit cycle itself, it would appear in magenta. The idea of selecting the value $x_* = .26$ very close to the bifurcation value $x_* = .2598$ was to increase the possibility for observing more complex oscillations involving all three species in this region. We did not find any oscillatory behavior of this type at this stage of our study.

We now turn over to the region $x_* < .2598$. In this case, the herbivore-autotroph coexistence is always described by a unique limit cycle. Therefore, we do not expect qualitatively destabilizing behavior after a mixotrophic invasion in the sense that we previously found in region **(j)**. The area corresponding to an unstable coexistence equilibrium is marked with yellow or black dots in regions **(g)**, **(k)**, and **(u)**, green dots in regions **(d)** and **(h)**, and cyan dots in regions **(p)** and **(t)**. If $a_2 > 4$, $(0, 0, c)$ is always stable (areas **(a)**, **(c)**, **(d)**, and **(e)**). No coexistence equilibrium nor competition equilibria exist in region **(a)**. In regions **(c)** and **(e)**, two competition equilibria exist but no coexistence equilibrium and in region **(d)**, two competition equi-

libria coexist together with an unstable coexistence equilibrium. We selected the parameter values $x_* = .05$ and $a_2 = 4.5$ to illustrate the situation in region **(d)** (marked by a black * in Figure 6). The result is depicted in Figure 7(b). All positive solutions seem to converge towards the mixotroph carrying capacity $(0, 0, c)$ that is denoted by a red o-mark. The washout equilibrium $(0, 0, 0)$, the carrying capacity equilibrium $(1, 0, 0)$ and the two competition equilibria are denoted by red *-marks. The autotroph-herbivore equilibrium $(x_*, F_1(x_*), 0)$ is denoted by a blue *-mark. The coexistence equilibrium (x_*, y_*, z_*) is denoted by a black *-mark together with its projections in the autotroph-herbivore plane (cyan), competition-plane (magenta), and in the yz -plane (green). Finally, the autotroph-herbivore cycle in the predator-prey plane is plotted in blue and is unstable with respect to mixotrophic invasion (cf. Table 1).

In region **(h)**, we have again no stable equilibria so the resulting dynamics must be oscillatory. We also notice that neither $(x_+, 0, F_2(x_+))$ nor $(x_*, F_1(x_*), 0)$ are stable in the competition plane and the autotroph-herbivore plane, respectively. We selected the parameter value $x_* = .08$ and $a_2 = 3.8$. The parameter value is indicated with a o-mark in region **(h)** in our bifurcation diagram Figure 6. The resulting dynamics is depicted in Figure 7(c). We have an autotroph-herbivore cycle that is indicated in blue and is unstable with respect to mixotroph invasion. After invasion, the mixotroph outcompetes the herbivore and the resulting dynamics are the mixotroph-autotroph cycles indicated in red.

At the boundary between regions **(g)** and **(h)** there is a transcritical of cycles bifurcation so that the herbivore is not out-competed anymore after mixotrophic invasion in region **(g)**. We illustrate this situation with the parameter value $x_* = .09$ and $a_2 = 3.7$. The selected parameter value is indicated with a blue *-mark in Figure 6. The resulting dynamics is depicted in Figure 7(d). All the equilibria are still indicated and the unstable coexistence equilibrium is still indicated along with its projections on the various coordinate planes. The unstable competition cycle is indicated in red together with the autotroph-herbivore cycle in blue. The newly emerged coexistence cycle is indicated in black along with its projections in magenta, cyan, and green on the various coordinate planes.

Similarly, at the boundary between the regions **(g)** and **(k)**, a Hopf bifurcation occurs that makes the competition equilibrium $(x_+, 0, F_2(x_+))$ stable in the competition plane in region **(k)**. We selected three parameter values from this region and the first one is $x_* = .1$ and $a_2 = 3.5$ (marked by a

top blue * in region **(k)** of Figure 6). The situation is depicted in Figure 8(a): The coexistence cycles that emerged from the transcritical bifurcation between regions **(g)** and **(h)** still exists, but the cycles in the competition plane have disappeared. The projections of the coexistence limit sets on the various coordinate planes are still depicted.

The next value of interest is $x_* = .18$, $a_2 = 2.8$. The parameter value is indicated with a blue *-mark in region **(k)** in Figure 6). We have depicted the dynamical situation in Figure 8(b). We observe that the coexistence equilibrium has just lost its stability in the Hopf bifurcation predicted by Theorem 6, that all equilibria are unstable and that the system possesses coexistence cycles.

We are of course interested in whether more complex oscillations could exist and illustrate our findings with the parameter value $x_* = .15$ and $a_2 = 3.0$ in Figure 8(c) (marked by a red *-mark in region **(k)** of Figure 6). We note that the oscillations observed are a mixture of the competition cycles that emerged from the transcritical bifurcation in the competition plane and the Hopf-bifurcation occurring for the coexistence equilibrium after that the Hopf-bifurcation has occurred for the autotroph-herbivore equilibrium according to Theorem 6. The stable and unstable manifold of two equilibria are essential for these oscillations and we start the description of the oscillation from the competition equilibrium $(x_+, 0, F_2(x_+))$. It is stable in the competition plane but unstable with respect to herbivore invasion. The oscillation approaches this equilibrium close to the stable manifold (the competition plane) of this point and it leaves it along the its unstable manifold. Next the mixotroph carrying capacity has the yz -plane as its stable manifold and an unstable manifold that intersects the two-dimensional stable manifold of the competition equilibrium.

The oscillations might come into the vicinity of the coexistence equilibrium before they are captured by the stable manifold of the mixotroph equilibrium and such an interaction is possible to observe in Figure 8(c). This interaction is, however, not essential. We now remove the coexistence equilibrium by selecting the parameter values $x_* = .15$ and $a_2 = 2.3$ that is indicated by a red *-mark in region **(q)** in Figure 6. We see that a very similar type of oscillations persist despite that the coexistence equilibrium is removed (Figure 8(d)). The two-dimensional stable manifolds of $(x_+, 0, F_2(x_+))$ and $(0, 0, c)$ interact with their one-dimensional unstable manifolds. We have so far no reliable indications of chaotic behavior for this system. All computations of Lyapunov exponents have so far resulted in either negative or values

close to zero (from cyclic/quasiperiodic oscillations). Moreover, the possible route to chaos remains so far unclear in our simulations. The oscillations that occur without the presence of an interior fixed point in region **(q)** and **(w)** collapse through a transcritical of cycles bifurcation into autotroph-herbivore cycles on the boundary between the regions **(q)** and **(w)** and the cyan regions **(r)** and **(x)** that correspond to autotroph-herbivore cycles.

A similar transcritical of cycles bifurcations might occur at the boundaries between the regions **(v)** and **(w)**, **(t)** and **(u)**, and **(k)** and **(p)**, respectively. However, at these boundaries we have just vague numerical evidence for such transitions without theoretical support. The observed transition might be caused by numerical instabilities or can be of more complex nature than just a transcritical of cycles bifurcation. On the other hand, more theoretical evidence for transcritical bifurcations along the boundaries between **(q)** and **(r)** and **(w)** and **(x)** exists, the transcritical boundary meets e. g. the transcritical bifurcation of the coexistence equilibrium between the areas **(n)** and **(s)**. We select still a number of parameter values for separate study in Figure 9. We start with the parameter value $x_* = .02$, $a_2 = .6$ in region **(u)** in Figure 9(a). Here an unstable coexistence equilibrium coexists with a coexistence cycle. Figure 9(b) demonstrated the parameter value $x_* = .05$, $a_2 = .5$ in Region **(w)**. The coexistence cycle exists, but no coexistence equilibrium. Figure 9(c) demonstrates with the parameter value $x_* = .2$, $a_2 = .5$ in region **(x)** how the coexistence cycle has collapsed into the herbivore-autotroph cycles in the predator-prey plane. No competition equilibrium exists in this region. Figure 9(d) demonstrates a similar transcritical collapse in region **(r)**, where a competition equilibrium exists.

Ending up at the expectations of the title of this paper, first we have a typical qualitatively destabilizing region at region **(j)** in Figure 6 and here fixed point dynamics is replaced by limit cycle dynamics as mixotrophs invade. Second, we have a typical qualitatively stabilizing region at region **(m)** in Figure 6. Here limit cycle dynamics is replaced by fixed point dynamics as mixotrophs invade. Third, we have typical region where mixotrophic invasion causes multiple attractors and initial value dependent behavior, see Figure 4(d).

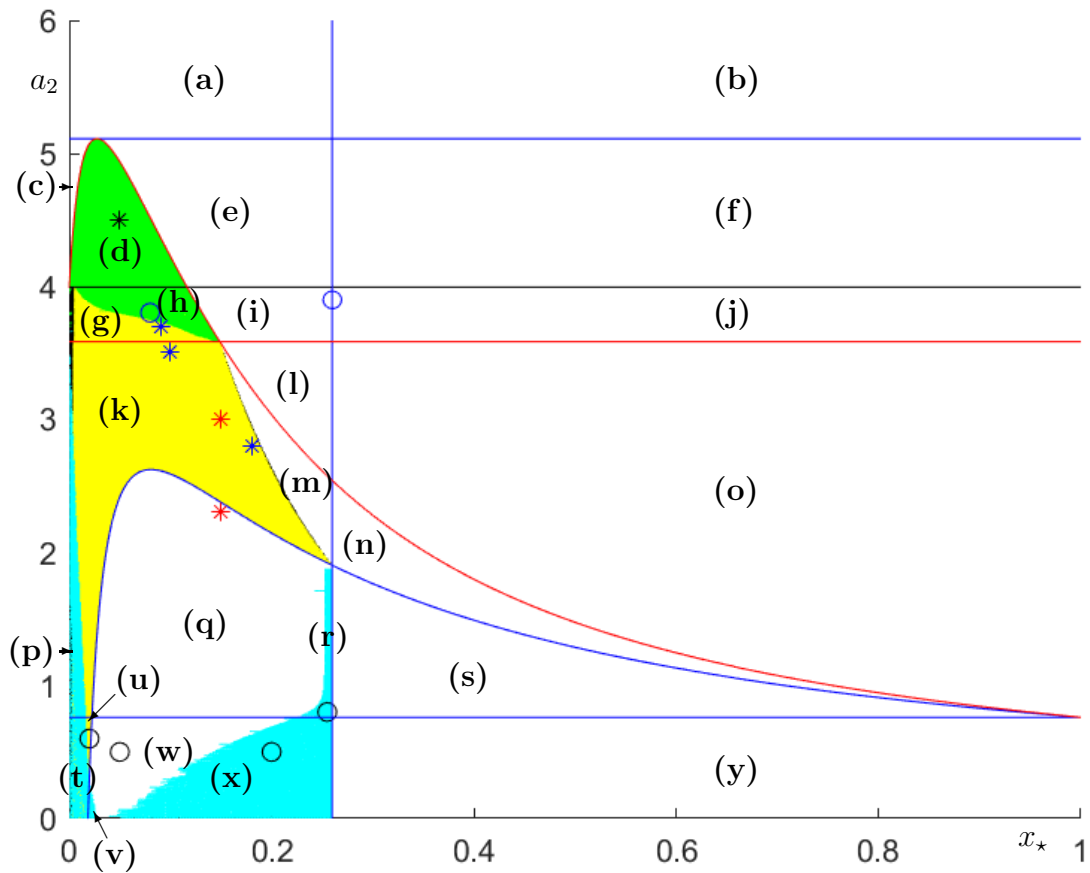


Figure 6: The (x_*, a_2) parameter plane in the case $c = .2$, $k = .95$, $a_1 = 8.5$, $b_1 = 50$, $b_2 = 55$. Parameter values selected for special study are marked with either \circ - or $*$ -marks. Corresponding dynamical behavior is summarized in Table 1.

Region	Predator-prey plane	Competition plane	Global dynamics
(a)	Unique limit cycle unstable w.r.t. mixotrophic invasion	$(0, 0, c)$ stable	$(0, 0, c)$ stable No coexistence equilibria
(b)	Equilibrium unstable w.r.t. mixotrophic invasion	$(0, 0, c)$ stable	$(0, 0, c)$ stable No coexistence equilibria
(c)	Unique limit cycle unstable w.r.t. mixotrophic invasion	alternative competition eq. exist, all of them unstable w.r.t herbivore invasion	$(0, 0, c)$ stable No coexistence equilibria
(d)	Unique limit cycle unstable w.r.t. mixotrophic invasion	alternative competition equilibria exist $(x_+, 0, F_2(x_+))$ unstable w.r.t herbivore invasion	$(0, 0, c)$ stable unstable coexistence equilibrium exists
(e)	Unique limit cycle unstable w.r.t. mixotrophic invasion	alternative competition equilibria exist, all stable w.r.t. herbivore invasion	$(0, 0, c)$ stable No coexistence equilibria
(f)	Equilibrium unstable w.r.t. mixotrophic invasion	alternative competition equilibria exist all stable w.r.t. herbivore invasion	$(0, 0, c)$ stable No coexistence equilibria
(g)	Unique limit cycle unstable w.r.t. mixotrophic invasion	Limit cycle unstable w.r.t. herbivore invasion	Oscillatory coexistence dynamics unstable coexistence equilibrium exists
(h)	Unique limit cycle unstable w.r.t. mixotrophic invasion	stable competition limit cycle	stable competition limit cycle unstable coexistence equilibrium exists
(i)	Unique limit cycle unstable w.r.t. mixotrophic invasion	Stable competition limit cycle	Stable competition limit cycle No coexistence equilibria
(j)	Equilibrium unstable w.r.t. mixotrophic invasion	Stable competition limit cycle	Stable competition limit cycle No coexistence equilibria
(k)	Unique limit cycle unstable w.r.t. mixotrophic invasion	Equilibrium unstable w.r.t. herbivore invasion	Oscillatory coexistence dynamics unstable coexistence equilibrium exists
(l)	Unique limit cycle unstable w.r.t. mixotrophic invasion	Stable competition equilibrium	Stable competition equilibrium No coexistence equilibria
(m)	Unique limit cycle unstable w.r.t. mixotrophic invasion	Equilibrium unstable w.r.t. herbivore invasion	Stable coexistence equilibrium
(n)	Equilibrium unstable w.r.t. mixotrophic invasion	Equilibrium unstable w.r.t. herbivore invasion	Stable coexistence equilibrium
(o)	Equilibrium unstable w.r.t. mixotrophic invasion	Stable competition equilibrium	Stable competition equilibrium No coexistence equilibria
(p)	Stable unique limit cycle?	Equilibrium unstable w.r.t. herbivore invasion	Predator-prey cycle stable? unstable coexistence equilibrium exists
(q)	Unique limit cycle unstable w.r.t. mixotrophic invasion	Equilibrium unstable w.r.t. herbivore invasion	No coexistence equilibria Oscillatory coexistence dynamics
(r)	Stable unique limit cycle	Unstable competition equilibrium, $(0, 0, c)$ unstable	Unique Predator-prey limit cycle stable No coexistence equilibria
(s)	Stable Equilibrium	Equilibrium unstable w.r.t. herbivore invasion	Predator-prey equilibrium stable No coexistence equilibria
(t)	Stable unique limit cycle?	No competition equilibria $(0, 0, c)$ unstable	Predator-prey cycle stable? unstable coexistence equilibrium exists
(u)	Unique limit cycle unstable w.r.t. mixotrophic invasion	No competition equilibria $(0, 0, c)$ unstable	Oscillatory coexistence dynamics unstable coexistence equilibrium exists
(v)	Stable unique limit cycle?	No competition equilibria $(0, 0, c)$ unstable	Predator-prey cycle stable? No coexistence equilibrium
(w)	Unique limit cycle unstable w.r.t. mixotrophic invasion	No competition equilibria $(0, 0, c)$ unstable	Oscillatory coexistence dynamics No coexistence equilibria
(x)	Stable unique limit cycle	No competition equilibria $(0, 0, c)$ unstable	Predator-prey limit cycle stable No coexistence equilibria
(y)	Stable Equilibrium	No competition equilibria $(0, 0, c)$ unstable	Predator-prey equilibrium stable No coexistence equilibria

Table 1: Major topological properties of (12) related to the different regions in Figure 6. The description of what actually happens at the areas (p), (t), and (v) is incomplete and we have so far no theoretical evidence confirming the numerical observations reported here that might to be subject to instabilities and round-off errors in our numerical implementation of (12).

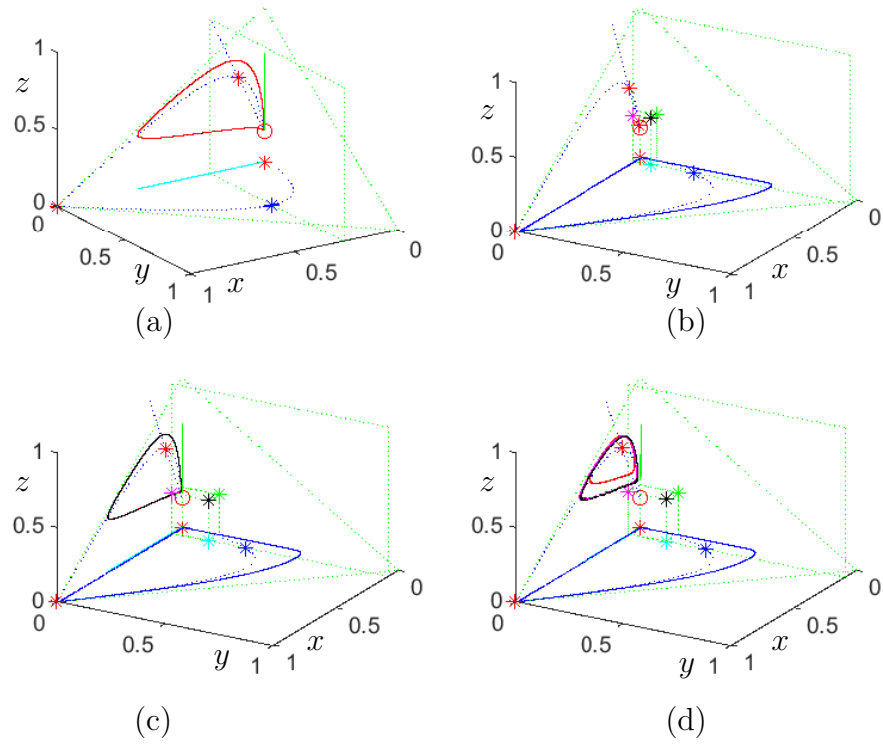


Figure 7: Simulations in the case $c = .2$, $k = .95$, $a_1 = 8.5$, $b_1 = 50$, $b_2 = 55$.
 (a) Region **(j)**: $x_* = .26$, $a_2 = 3.9$. (b) Region **(d)**: $x_* = .05$, $a_2 = 4.5$. (c)
 Region **(h)**: $x_* = .08$, $a_2 = 3.8$. (d) Region **(g)**: $x_* = .09$, $a_2 = 3.7$.

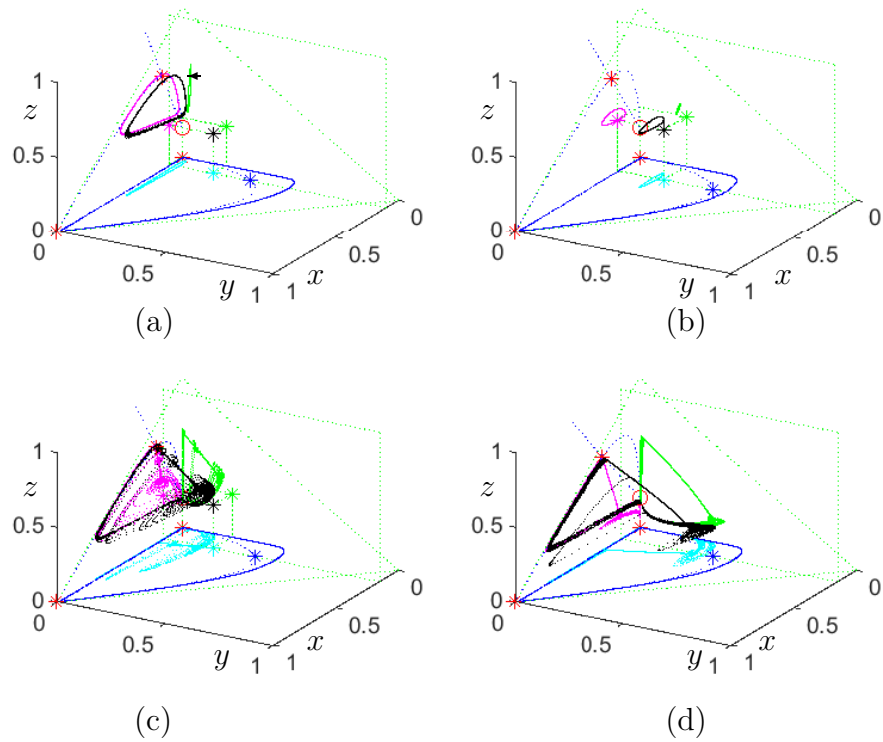


Figure 8: Simulations in the case $c = .2$, $k = .95$, $a_1 = 8.5$, $b_1 = 50$, $b_2 = 55$.
 (a) Region **(k)**: $x_* = .1$, $a_2 = 3.5$. (b) Region **(k)**: $x_* = .18$, $a_2 = 2.8$. (c)
 Region **(k)**: $x_* = .15$, $a_2 = 3.0$. (d) Region **(q)**: $x_* = .15$, $a_2 = 2.3$.

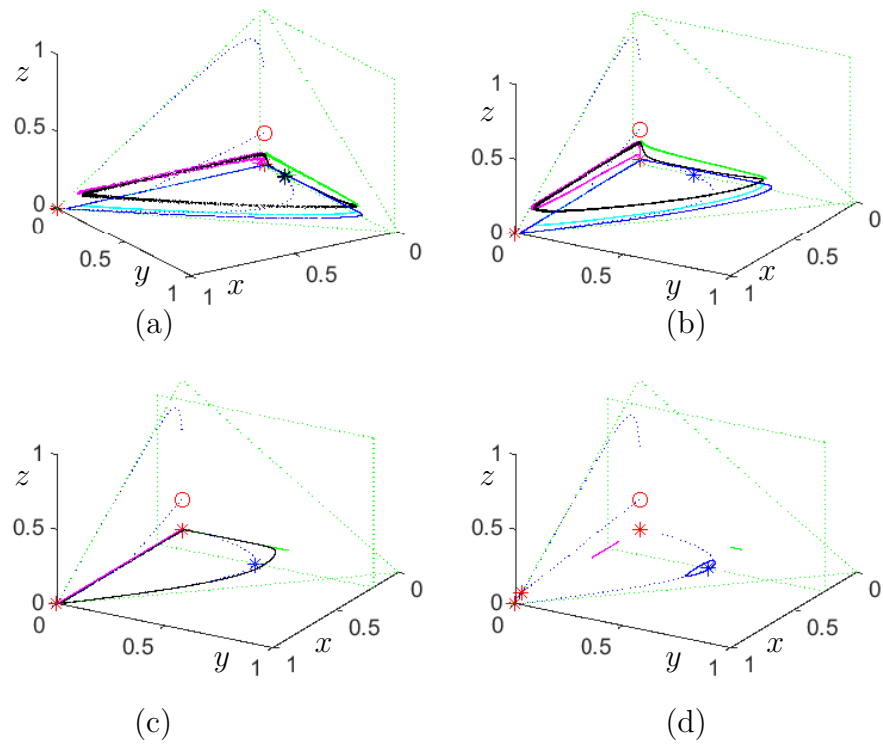


Figure 9: Simulations in the case $c = .2$, $k = .95$, $a_1 = 8.5$, $b_1 = 50$, $b_2 = 55$.
 (a) Region (\mathbf{u}) : $x_* = .02$, $a_2 = .6$. (b) Region (\mathbf{w}) : $x_* = .05$, $a_2 = .5$. (c)
 Region (\mathbf{x}) : $x_* = .2$, $a_2 = .5$. (d) Region (\mathbf{r}) : $x_* = .255$, $a_2 = .8$.

9 Discussion

In the present study, we have examined the role of invading mixotrophs on the stability of an autotroph-herbivore system. Specifically, we have chosen a spectrum of mixotrophic organisms by varying their competitive abilities. Mixotrophs are assumed as weak competitors compared to the pure autotrophs and the pure herbivores (Litchman et al. (2007); Zubkov and Tarran (2008)). We are able to formulate such a condition precisely for the mixotrophs in relation to the autotrophs, but in relation to the herbivores we end up with a too strong global condition and a too weak local condition. However, we did not encounter any obvious problem with our analysis as we used the local condition. We have analyzed the system with a limiting case of the chemostat instead of doing logistic approximations since the limiting case still preserves the complete information of the system exposed to mixotrophic invasion (Lindström and Cheng (2015)) similar to the logistic approximations (Kuang and Freedman (1988)).

Two main subsystems of our system, a competition system (autotroph-mixotroph) and a predator-prey system (autotroph-herbivore), describe the dynamical properties in different invariant coordinate planes. The predator-prey system has a ω -limit set that consists of either a unique globally stable equilibrium or a unique limit cycle. As the cycles grow larger, the system becomes increasingly sensitive to perturbation, cf. Rosenzweig (1971). The global analysis is not that complete for the competition system. It has at most five equilibria and both situations where all existing equilibria are unstable and two of them remain locally stable exist. As a result, this subsystem possesses both initial value dependent behavior and limit cycles.

Our analysis also reveals the existence of a possible additional unstable equilibrium in the complete three-species model. This leads to a situation without any stable equilibrium and opens the possibility for complicated oscillations. However, we were unable to find any evidence for chaos at this stage but found that the oscillations observed typically spend a lot of time close to some of the saddle-type equilibria. Checking the existence of chaos needs a lot of effort in computing Lyapunov exponents in a reliable way and is thus out of the scope of this paper (Guckenheimer and Holmes (1983), and Wolf et al. (1985)).

We have analyzed the system by using two major bifurcation parameters, one that controls the competitive ability of the mixotroph compared to the autotroph for limiting resources (a_2 -the mixotrophic link parameter), and the

other one that controls the autotroph-herbivore interaction (x_* -the equilibrium of the autotroph when interacting with herbivores). For small x_* , the coexistence between autotrophs and herbivores is described by unique limit cycles, whereas as x_* becomes large, a globally stable fixed point describes the situation. On the other hand, when a_2 remains small, autotroph appears as a better competitor for nutrient than the mixotroph and outcompetes the mixotroph. As a_2 increases, first the mixotroph and the autotroph coexist in a stable equilibrium, and then a Hopf-bifurcation occurs resulting in autotroph-mixotroph cycles. Further increase in a_2 results in the existence of multiple competition equilibria together with a stable equilibrium at the mixotrophic carrying capacity. For very large values of a_2 , mixotroph outcompetes the autotroph and the mixotrophic carrying capacity equilibrium $(0, 0, c)$ becomes stable.

The most interesting result of this study is that invading mixotrophs may both stabilize and destabilize existing autotroph-herbivore dynamics. We have provided substantial analytical and numerical evidence for our claim. Globally stable two-species interaction may turn into competition cycles after the grazer has been outcompeted and the cyclic dynamics might be converted into either fixed points or oscillatory dynamics that may involve all, just two, or only one species. The appearance of multiple attractors is not only something that can occur for the autotroph-mixotroph relation, but a behavior that persists even in the complete three-species system. Note that, in a similar type of system but with relatively simpler predation term, Jost et al. (2004) found only stabilizing role of mixotrophy. Other modelling studies support the claim of stabilizing nature of mixotrophy (Hammer and Pitchford, 2005; Mitra et al. 2014). There is also evidence that the invasion of mixotrophs destabilizes the system by importing oscillations (Crane and Grover 2010). However, both stabilizing and destabilizing roles of invading mixotrophs in a single model has been found for the first time in the present study.

The model presented here was used to show only the fundamental mechanisms and must not be confused with quantitative simulations. The main purpose was to investigate the role of mixotrophs in a simple predator-prey system in order to understand the conditions under which invasion of mixotrophs is possible and how it affects the stability of the system and leads to more complicated dynamics. The occurrence of multi-stability and both stabilization and destabilization effects associated with the invasive mixotrophs indicate that nutrient limited lower latitude areas and higher

latitude summer conditions which are ideal for mixotrophs to dominate, the community composition might be very sensitive to any kind of perturbations, i.e. a small change in the environmental condition can result into a huge change in the community composition and finally ecosystem functions. However, to quantify the real effects we need to run our system in a real physical setup using more realistic parameter values.

Acknowledgements Some of the questions treated in this paper emanated from a discussion between Prof. em. Edna Granéli and Torsten Lindström that was connected to a joint research project proposal 2004, but national Swedish funding was never admitted. Consequently, it took some time to arrange possibilities for completing this study. Torsten Lindström thanks the Department of Mathematics at University of Helsinki for a stimulating discussion after a seminar lecture November 8, 2017, based on an earlier version of this paper. Subhendu Chakraborty was supported by the H. C. Ørsted COFUND postdoc fellowship.

References

- [1] T. Berge, S. Chakraborty, P. J. Hansen, and K. H. Andersen. Modeling succession of key resource-harvesting traits of mixotrophic plankton. *the ISME Journal*, 11:212–223, 2017.
- [2] D. S. Boukal and V. Krivan. Lyapunov functions for Lotka-Volterra predator-prey models with optimal foraging behavior. *Journal of Mathematical Biology*, 39:493–517, 1999.
- [3] F. Brauer and C. Castillo-Chávez. *Mathematical Models in Population Biology and Epidemiology*, volume 40 of *Texts in applied mathematics*. Springer, 2001.
- [4] J. M. Burkholder, P. M. Glibert, and H. M. Skelton. Mixotrophy, a major mode of nutrition for harmful algal species in eutrophic waters. *Harmful Algae*, 8(1):77–93, 2008.
- [5] S. Chakraborty, M. Cadier, A. W. Visser, J. Bruggeman, and K. H. Andersen. Latitudinal variation in plankton traits and ecosystem function, 2019. In preparation.

- [6] S. Chakraborty, L. T. Nielsen, and K. H. Andersen. Trophic strategies of unicellular plankton. *The American Naturalist*, 189(4):E77–E90, 2017.
- [7] K. W. Crane and J. P. Grover. Coexistence of mixotrophs, autotrophs, and heterotrophs in planktonic microbial communities. *Journal of Theoretical Biology*, 262:517–527, 2010.
- [8] R. A. Fisher. *The Genetical Theory of Natural Selection*. Clarendon Press, Oxford, 1930.
- [9] K. J. Flynn, D. K. Stoecker, A. Mitra, J. A. Raven, P. M. Glibert, P. J. Hansen, E. Granéli, and J. M. Burkholder. Misuse of the phytoplankton - zooplankton dichotomy: the need to assign organisms as mixotrophs within plankton functional types. *Journal of Plankton Research*, 35(1):3–11, 2013.
- [10] J. Guckenheimer and P. Holmes. *Nonlinear Oscillations, Dynamical Systems, and Bifurcations of Vector Fields*. Springer-Verlag, 1983.
- [11] A. C. Hammer and J. W. Pitchford. The role of mixotrophy in plankton bloom dynamics, the consequences from productivity. *ICES Journal of Marine Science*, 62:833–840, 2005.
- [12] M. Hartmann, C. Grob, G. A. Tarran, A. P. Martin, P. H. Burkill, D. J. Scanlan, and M. V. Zubkov. Mixotrophic basis of Atlantic oligotrophic ecosystems. *Proceedings of the National Academy of Sciences of the United States of America*, 109:5756–5760, 2012.
- [13] M. W. Hirsch, S. Smale, and R. L. Devaney. *Differential Equations, Dynamical Systems, and an Introduction to Chaos*. Academic Press, Oxford, 2013.
- [14] C. S. Holling. Some characteristics of simple types of predation and parasitism. *The Canadian Entomologist*, 91(7):385–398, 1959.
- [15] A. Hurwitz. Über die Bedingungen, unter welchen eine Gleichung nur Wurzeln mit negativen reellen Teilen besitzt. *Mathematische Annalen*, 46:273–284, 1895.
- [16] C. Jost, C. A. Lawrence, F. Campolongo, W. van de Bund, S. Hill, and D. L. DeAngelis. The effects of mixotrophy on the stability and dynamics

- of a simple planctonic food web model. *Theoretical Population Biology*, 66:37–51, 2004.
- [17] A. Katechakis and H. Stibor. The mixotroph *Ochromonas tuberculata* may invade and suppress specialist phago- and phototroph plankton communities depending on nutrient conditions. *Oecologia*, 148:692–701, 2006.
- [18] B. W. Kooi, M. P. Boer, and S. A. L. M. Kooijman. On the use of the logistic equation in models of food chains. *Bulletin of Mathematical Biology*, 60:231–246, 1998.
- [19] J. R. Krebs and N. B. Davies. *An Introduction to Behavioral Ecology*. Blackwell Scientific Publications, Oxford, third edition, 1993.
- [20] Y. Kuang and H. I. Freedman. Uniqueness of limit cycles in Gause-type models of predator-prey systems. *Mathematical Biosciences*, 88:67–84, 1988.
- [21] S. N. Kustarov and A. V. Osipov. Conditions for extinction of a species in a dynamical system of two predators - one prey type. *Dep. v VINITI*, 4931-V86, 1986.
- [22] T. Lindström. Global stability of a model for competing predators. In M. Gyllenberg and L.-E. Persson, editors, *Analysis, Algebra, and Computers in Mathematical Research*, pages 233–245. Marcel Dekker, Inc., New York, Basel, Hong Kong, 1994.
- [23] T. Lindström. *Why Do Rodent Populations Fluctuate? Stability and Bifurcation Analysis of Some Discrete and Continuous Predator-Prey Models*. PhD thesis, Luleå University of Technology, S-97187 Luleå Sweden, 1994. ISSN 0348-8373.
- [24] T. Lindström. Global stability of a model for competing predators: An extension of the the Ardito & Ricciardi Lyapunov function. *Nonlinear Analysis*, 39:793–805, 2000.
- [25] T. Lindström and Y. Cheng. Uniqueness of limit cycles for a limiting case of the chemostat: does it justify the use of logistic growth rates. *Electronic Journal of Qualitative Theory of Differential Equations*, 47:1–14, 2015. <http://www.math.u-szeged.hu/ejqtde>.

- [26] E. Litchman, C. A. Klausmeier, O. M. Schofield, and P. G. Falkowski. The role of functional traits and trade-offs in structuring phytoplankton communities: scaling from cellular to ecosystem level. *Ecology letters*, 10:1170–1181, 2007.
- [27] R. M. May. *Stability and Complexity in Model Ecosystems*. Princeton University Press, Princeton, second edition, 1974.
- [28] A. Mitra, C. Castellani, and W. C. Gentleman. Bridging the gap between biogeochemical and fisheries sciences; configuring the zooplankton link. *Progress in Oceanography*, 129:176–199, 2014.
- [29] M. L. Rosenzweig. Paradox of enrichment: Destabilization of exploitation ecosystems in ecological time. *Science*, 171:385–387, 1971.
- [30] K. A. Rothhaupt. Laboratory experiments with a mixotrophic chryso-phyte and obligately phagotrophic and phototrophic competitors. *Ecology*, 77:716–724, 1996.
- [31] E. J. Routh. *A treatise on the stability of a given state of motion*. MacMillan, London, U. K., 1877.
- [32] R. W. Sanders and R. J. Gast. Bacterivory by phototrophic picoplankton and nanoplankton in Arctic waters. *FEMS Microbiology Ecology*, 82:242–253, 2012.
- [33] H. L. Smith. *Monotone Dynamical Systems : An Introduction to the Theory of Competitive and Cooperative Systems*. Providence, R.I. : American Mathematical Society, 1995.
- [34] S. C. Stearns. *The Evolution of Life Histories*. Oxford Univ. Press, Oxford, 1992.
- [35] H. L. Stickney, R. R. Hood, and D. K. Stoecker. The impact of mixotrophy on planktonic marine ecosystems. *Ecological Modelling*, 125:203–230, 2000.
- [36] D. K. Stoecker, P. J. Hansen, and D. A. Caron. Mixotrophy in marine plankton. *Annual Review of Marine Science*, 9:311–335, 2017.
- [37] D. K. Stoecker, M. D. Johnson, and C. de Vargas. Acquired phototrophy in aquatic protists. *Aquat. Microb. Ecol.*, 57:279–310, 2009.

- [38] G. Strang. *Linear Algebra and its Applications*. Thomson Brooks/Cole, fourth edition, 2006.
- [39] H. R. Thieme. Convergence results and a Poincaré-Bendixson trichotomy for asymptotically autonomous differential equations. *Journal of Mathematical Biology*, 30:755–763, 1992.
- [40] B. A. Ward and M. J. Follows. Marine mixotrophy increases trophic transfer efficiency, mean organism size, and vertical carbon flux. *Proceedings of the National Academy of Sciences of the United States of America*, 113(11):2958–2963, 2016.
- [41] S. Wiggins. *Introduction to Applied Nonlinear Dynamical Systems and Chaos*. Springer, New York, second edition, 2003.
- [42] A. Wolf, J. B. Swift, H. L. Swinney, and J. A. Vastano. Determining Lyapunov exponents from a time series. *Physica D*, 16:285–317, 1985.
- [43] Ye Y.-Q. et al. *Theory of Limit Cycles*. American Mathematical Society, second edition, 1986.
- [44] M. V. Zubkov and G. A. Tarran. High bacterivory by the smallest phytoplankton in the North Atlantic Ocean. *Nature*, 455:224–226, 2008.