

Classifying topics in speech when all you have is crummy translations

Sameer Bansal¹ Herman Kamper² Adam Lopez¹ Sharon Goldwater¹

¹School of Informatics, University of Edinburgh, UK

²E&E Engineering, Stellenbosch University, South Africa

{sameer.bansal, sgwater, alopez}@inf.ed.ac.uk

kamperh@sun.ac.za

Abstract

Given a large amount of unannotated speech in a language with few resources, can we classify the speech utterances by topic? We show that this is possible if text translations are available for just a small amount of speech (less than 20 hours), using a recent model for direct speech-to-text translation. While the translations are poor, they are still good enough to correctly classify 1-minute speech segments over 70% of the time—a 20% improvement over a majority-class baseline. Such a system might be useful for humanitarian applications like crisis response, where incoming speech must be quickly assessed for further action.

1 Introduction

Quickly making sense of large amounts of linguistic data is an important application of language technology. For example, after the 2011 Japanese tsunami, natural language processing was used to quickly filter social media streams for messages about the safety of individuals, and to populate a person finder database (Neubig et al., 2011). Japanese text is high-resource, but there are many cases where it would be useful to make sense of *speech* in *low-resource* languages. For example, in Uganda, as in many parts of the world, the primary source of news is local radio stations, which broadcast in many languages. A pilot study from the United Nations Global Pulse Lab identified these radio stations as a potentially useful source of information about a variety of urgent topics related to refugees, small-scale disasters, disease outbreaks, and healthcare (Quinn and Hidalgo-Sanchis, 2017). With many radio broadcasts coming in simultaneously, even simple classification of speech for known topics would be helpful to decision-makers working on humanitarian projects.

Recent research has shown that it is possible to train direct Speech-to-text Translation (ST) sys-

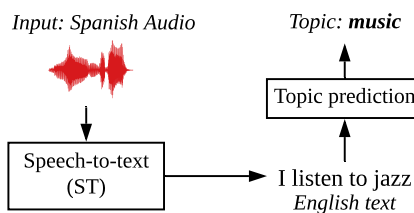


Figure 1: Spanish speech is translated to English text, and a classifier then predicts its topic.

tems from speech paired only with translations (Berard et al., 2016; Weiss et al., 2017; Bansal et al., 2017). Since no transcription is required, this could be useful in very low-resource settings, even for languages with no writing systems. In realistic low-resource settings where only a few hours of training data is available, these systems produce poor translations (Bansal et al., 2019), but it has long been recognized that there are good uses for bad translations (Church and Hovy, 1993). Could classifying the original speech be one of those uses?

We answer this question affirmatively: using ST to translate speech to text, we then classify by topic using supervised models (Figure 1). We test our method on a corpus of conversational Spanish speech paired with English text translations. Using an ST model trained on 20 hours of Spanish-English data, we are able to predict topics correctly 71% of the time. With even worse ST, we can still predict topics with an accuracy of 61%.

2 Methods

Speech-to-text translation. We use the method of Bansal et al. (2019) to train neural sequence-to-sequence Spanish-English ST models. As in that study, before training ST, we pre-train the models using English ASR data from the Switchboard Telephone speech corpus (Godfrey and Holliman, 1993), which consists of around 300 hours of English speech and transcripts. This was reported to

substantially improve translation quality when the training set for ST was only tens of hours.

Topic modeling and classification. To classify the translated documents, we first need a set of topic labels, which were not already available for our dataset. So, we initially discover a set of topics from the target-language training text using a topic model. To classify the translations of the test data, we choose the most probable topic according to the learned topic model. To train our topic model, we use Nonnegative Matrix Factorization (NMF; Berry et al., 2007; Arora et al., 2012).¹

3 Experimental Setup

Data. We use the Fisher Spanish speech corpus (Graff et al., 2010), which consists of 819 phone calls, with an average duration of 12 minutes, amounting to a total of 160 hours of data. We discard the associated transcripts and pair the speech with English translations (Post et al., 2013, 2014). To simulate a low-resource scenario, we sampled 90 calls (20h) of data (*train20h*) to train both ST and topic models, reserving 450 calls (100h) to evaluate topic models (*eval100h*). Our experiments required ST models of varying quality, so we also trained models with decreasing amounts of data: *ST-10h*, *ST-5h*, and *ST-2.5h* are trained on 10, 5, and 2.5 hours of data respectively, sampled from *train20h*. To evaluate ST only, we use the designated Fisher test set, as in previous work.

Fine-grained topic analysis. In the Fisher protocol, callers were prompted with one of 25 possible topics.² It would seem appealing to use the prompts as topic labels, but we observed that many conversations quickly departed from the initial prompt and meandered from topic to topic. For example, one call starts: “Ok today’s topic is marriage or we can talk about anything else...”. Within minutes, the topic shifts to jobs: “I’m working oh I do tattoos.” To isolate different topics within a single call, we split each call into 1 minute long segments to use as ‘documents’. This gives us 1K training and 5.5K test segments, but leaves us with no human-annotated topic labels for them.

Obtaining gold topic labels for our data would require substantial manual annotation, so we instead use the human translations from the 1K (*train20h*)

¹ We also experimented with LDA (Blei et al., 2003), but manual inspection revealed that NMF produced better topics.

²Topics are shown in Appendix B.

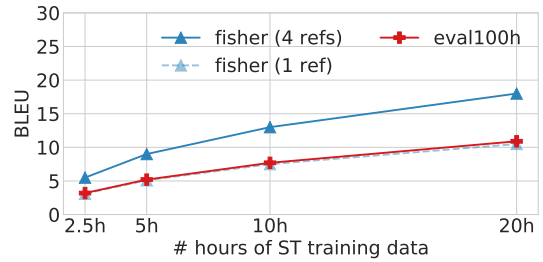


Figure 2: BLEU scores for Spanish-English ST models computed on Fisher test set, using all 4 human references available, and using only 1 reference, and on *eval100h*, for which we have only 1 human reference.

training set utterances to train the NMF topic model with *scikit-learn* (Pedregosa et al., 2011), and then use this model to infer topics on the evaluation set. These *silver* topics act as an oracle: they tell us what a topic model would infer if it had perfect translations. NMF and model hyperparameters are described in Appendix A.

To evaluate our ST models, we apply our ST model to test audio, and then predict topics from the translations using the NMF model trained on the human translations of the training data (Figure 1). To report accuracy we compare the predicted labels and silver labels, i.e., we ask whether the topic inferred from our predicted translation (ST) agrees with one inferred from a gold translation (human).

4 Results

Spanish-English ST. To put our topic modeling results in context, we first report ST results. Figure 2 plots the BLEU scores on the Fisher test set and on *eval100h* for Spanish-English ST models. The scores are very similar for both sets when computed using a single human reference; scores are 8 points higher on the Fisher test set if all 4 of its available references are used. The state-of-the-art BLEU score on the Fisher test set is 47.3 (using 4 references), reported by Weiss et al. (2017), who trained an ST model on the entire 160 hours of data in the Fisher training corpus. By contrast, 20 hour model (*ST-20h*) achieves a BLEU score of 18.1. Examining the translations (Table 1), we see that while they are mediocre, they contain words that might enable correct topic classification.

Topic Modeling on training data. Turning to our main task of classification, we first review the set of topics discovered from the human translations of *train20h* (Table 2). We explored different numbers of topics, and chose 10 after reviewing

audio	yo eh oigo la música en inglés o americana
human	i eh <u>listen</u> to <u>music</u> in english or american
ST	i eh <u>listen</u> to the <u>music</u> in english
topic	<i>music</i>
audio	soy católica pero no en realidad casi no voy a la iglesia
human	i am <u>catholic</u> but actually i hardly go to <u>church</u>
ST	i'm <u>catholic</u> s but reality i don't go to the <u>church</u>
topic	<i>religion</i>

Table 1: Examples of Spanish **audio** shown as Spanish text. An **ST** system translates the audio into English text, and we give the **human** reference. Our task is to predict the **topic** of discussion in the audio, which are potentially signaled by the underlined words.

Topic	Most informative terms
family-misc	married, kids, huh, love, three
music	music, listen, dance, listening, hear
intro-misc	hello, fine, name, hi, york
religion	religion, god, religions, believe, bible
movies-tv	movies, movie, watch, theater
welfare	insurance, money, pay, expensive
languages-misc	english, spanish, speak, learn
tech-marketing	phone, cell, computer, call, number
dating	internet, met, old, dating, someone
politics	power, world, positive, china, agree

Table 2: Topics discovered using human translated text from *train20h*, with manually-assigned topic names.

the results.³ We assigned a name to each topic after manually reviewing the most informative terms; for topics with less coherent sets of informative terms, we include *misc* in their names.

We argued above that the silver labels are sensible for evaluation despite not always matching the assigned call topic prompts, since they indicate what an automatic topic classifier would predict given correct translations and they capture finer-grained changes in topic. Table 3 shows a few examples where the silver labels differ from the assigned call topic prompts. In the first example, the topic model was arguably incorrect, failing to pick up the prompt *juries*, and instead focusing on the other words, predicting *intro-misc*. But in the other examples, the topic model is reasonable, in fact correctly identifying the topic in the third example where the transcripts indicate that the annotation was wrong (specifying the topic prompt as *music*). The topic model also classifies a large proportion of discussions as *intro-misc* (typically at the start of the call) and *family-misc* (often where the callers stray from their assigned topic).

³Appendix B-Table 4 shows the result of using 25 topics, the same as the number of prompts in the Fisher protocol.

human translation	Assigned	Silver
hello good afternoon have you ever been in a jury in a trial	juries	intro-misc
i also receive many letters of life insurance from banks	spam	welfare
they tell us we have to talk about marriage	music	family-misc

Table 3: Example audio utterances from *eval100h*. We show a part of the human translation here. **Assigned** is the topic assigned to speakers in the current call to prompt discussion. **Silver** is topic inferred by feeding the human translation through the topic model.

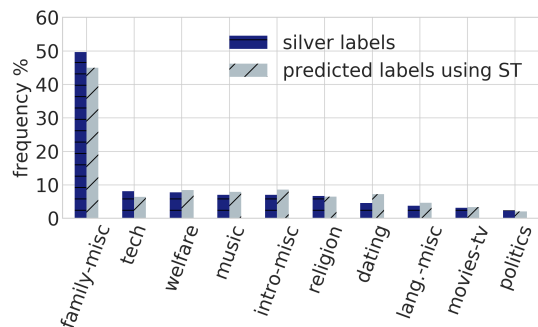


Figure 3: Distribution of topics predicted for the 5K audio utterances in *eval100h*. **silver** labels are predicted using human translations. The **ST** model has been trained on 20 hours of Spanish-English data.

Our analysis also supports our observation that discussed topics stray from the prompted topic in most speech segments. For example, among segments in the 17 training data calls with the prompt *religion*, only 36% have the silver label *religion*, and the most frequently assigned label is *family-misc* with 46%. Further details are in Appendix C.

Topic classification on test data Now we turn to our main experiment. For each of the audio utterances in *eval100h*, we have four ST model translations: *ST-2.5h*, *5h*, *10h*, *20h* (in increasing order of quality). We feed each of these into the topic model from Table 2 to get the topic distribution and use the highest scoring topic as the predicted label.

Figure 3 compares the frequencies of the silver labels with the predictions from the *ST-20h* model. The *family-misc* topic is predicted most often—almost 50% of the time. This is reasonable since this topic includes words associated with small talk. Other topics such as *music*, *religion* and *welfare* also occur with a high enough frequency to allow for a reasonable evaluation.

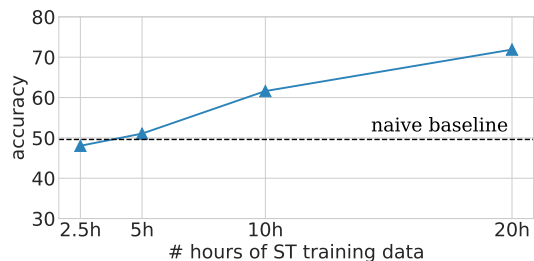


Figure 4: Accuracy of topic prediction using ST model output. The **naive baseline** is calculated using majority class prediction, which is the topic *family-misc*.

Figure 4 shows the accuracy for all ST models, treating the silver topic labels as the correct topics. We use the *family-misc* topic as a majority class *naive baseline*, giving an accuracy of 49.6%. We observe that ST models trained on 10 hours or more of data outperform the *naive-baseline* by more than 10% absolute, with *ST-20h* scoring 71.8% and *ST-10h* scoring 61.6%. Those trained on less than 5 hours of data score close to or below that of the naive baseline: 51% for *ST-5h* and 48% for *ST-2.5h*.

Since topics vary in frequency, we look at label-specific accuracy to see if the ST models are simply predicting frequent topics correctly. Figure 5 shows a normalized confusion matrix for the *ST-20h* model. Each row sums to 100%, representing the distribution of predicted topics for any given silver topic, so the numbers on the diagonal can be interpreted as the topic-wise recall. For example, a prediction of *music* recalls 88% of the relevant speech segments. We see that the model has an recall of more than 50% for all 10 topics, making it quite effective for our motivating task. The *family-misc* topic (capturing small-talk) is often predicted when other silver topics are present, with e.g. 23% of the silver *dating* topics predicted as *family-misc*.

5 Related work

We have shown that even low-quality ST can be useful for speech classification. Previous work has also looked at speech analysis without high-quality ASR. In a task quite related to ours, Dredze et al. (2010) showed how to cluster speech segments in a completely unsupervised way. In contrast, we learn to classify speech using supervision, but what is important about our result is it shows that a small amount of supervision goes a long way. A slightly different approach to quickly analysing speech is the established task of *Keyword spotting* (Wilpon et al., 1990; Garcia and Gish, 2006), which sim-

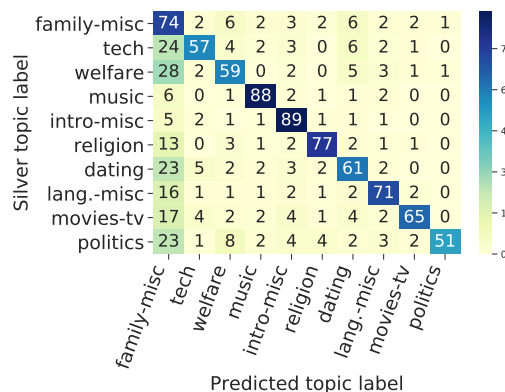


Figure 5: Confusion matrix for ST model trained on 20 hours of Spanish-English data. Each cell represents the percentage of the silver topic labels predicted as the *x*-axis label, with each row summing to 100%.

ply asks whether any of a specific set of keywords appears in each segment. Recent studies have extended the early work to end-to-end keyword spotting (Palaz et al., 2016; Menon et al., 2018) and to semantic keyword retrieval, where non-exact but relevant keyword matches are retrieved (Chelba et al., 2008; Li et al., 2013; Lee et al., 2015). In all these studies, the query and search languages are the same, while we consider the cross-lingual case.

There has been some limited work on cross-lingual keyword spotting (Sheridan et al., 1997), where ASR is cascaded with text-based cross-lingual retrieval. Some recent studies have attempted to use vision as a complementary modality to do cross-lingual retrieval (Kamper and Roth, 2018; Harwath et al., 2018). But cross-lingual topic classification for speech has not been considered elsewhere, as far as we know.

6 Conclusions and future work

Our results show that poor speech translation can still be useful for speech classification in low-resource settings. By varying the amount of training data, we found that translations with a BLEU score as low as 13 are still able to correctly classify 61% of the speech segments.

Cross-lingual topic modeling may be useful when the target language is high-resource. Here, we learned target topics just from the 20 hours of translations, but in future work, we could use a larger text corpus in the high-resource language to learn a more general topic model covering a wider set of topics, and/or combine it with keyword lists curated for specific scenarios like disaster recovery (Olteanu et al., 2014).

Acknowledgments

This work was supported in part by a James S McDonnell Foundation Scholar Award and a Google faculty research award. We thank Ida Szubert, Marco Damonte, and Clara Vania for helpful comments on previous drafts of this paper.

References

- Sanjeev Arora, Rong Ge, and Ankur Moitra. 2012. Learning topic models—going beyond svd. In *Proc. FOCS*.
- Sameer Bansal, Herman Kamper, Karen Livescu, Adam Lopez, and Sharon Goldwater. 2019. Pre-training on high-resource speech recognition improves low-resource speech-to-text translation. In *Proc. NAACL*.
- Sameer Bansal, Herman Kamper, Adam Lopez, and Sharon Goldwater. 2017. Towards speech-to-text translation without speech recognition. In *Proc. EACL*.
- Alexandre Berard, Olivier Pietquin, Christophe Servan, and Laurent Besacier. 2016. Listen and translate: A proof of concept for end-to-end speech-to-text translation. In *NIPS Workshop on end-to-end learning for speech and audio processing*.
- Michael W Berry, Murray Browne, Amy N Langville, V Paul Pauca, and Robert J Plemmons. 2007. Algorithms and applications for approximate nonnegative matrix factorization. *Computational statistics & data analysis*.
- David M Blei, Andrew Y Ng, and Michael I Jordan. 2003. Latent dirichlet allocation. *Journal of Machine Learning Research*.
- Ciprian Chelba, Timothy J Hazen, and Murat Saraclar. 2008. Retrieval and browsing of spoken content. *IEEE Signal Proc. Mag.*, 25(3).
- Kenneth W Church and Eduard H Hovy. 1993. Good applications for crummy machine translation. *Machine Translation*, 8(4):239–258.
- Mark Dredze, Aren Jansen, Glen Coppersmith, and Ken Church. 2010. NLP on spoken documents without ASR. In *Proc. EMNLP*.
- Alvin Garcia and Herbert Gish. 2006. Keyword spotting of arbitrary words using minimal speech resources. In *Proc. ICASSP*.
- John Godfrey and Edward Holliman. 1993. Switchboard-1 Release 2 (LDC97S62). <https://catalog.ldc.upenn.edu/ldc97s62>.
- David Graff, Shudong Huang, Ingrid Cartagena, Kevin Walker, and Christopher Cieri. 2010. Fisher Spanish Speech (LDC2010S01). <https://catalog.ldc.upenn.edu/ldc2010s01>.
- David Harwath, Galen Chuang, and James Glass. 2018. Vision as an interlingua: Learning multilingual semantic embeddings of untranscribed speech. In *Proc. ICASSP*.
- Herman Kamper and Michael Roth. 2018. Visually grounded cross-lingual keyword spotting in speech. In *Proc. SLTU*.
- Daniel D Lee and H Sebastian Seung. 2001. Algorithms for non-negative matrix factorization. In *Proc. NIPS*.
- Lin-shan Lee, James Glass, Hung-yi Lee, and Chun-an Chan. 2015. Spoken content retrieval—beyond cascading speech recognition with text retrieval. *IEEE Trans. Audio, Speech, Language Process.*, 23(9):1389–1420.
- Yun-Chiao Li, Hung-yi Lee, Cheng-Tao Chung, Chun-an Chan, and Lin-shan Lee. 2013. Towards unsupervised semantic retrieval of spoken content with query expansion based on automatically discovered acoustic patterns. In *Proc. ASRU*.
- Raghav Menon, Herman Kamper, John Quinn, and Thomas Niesler. 2018. Fast ASR-free and almost zero-resource keyword spotting using DTW and CNNs for humanitarian monitoring. In *Proc. Interspeech*.
- Graham Neubig, Yuichiroh Matsubayashi, Masato Hagiwara, and Koji Murakami. 2011. Safety information mining—what can NLP do in a disaster—. In *Proc. IJCNLP*.
- Alexandra Olteanu, Carlos Castillo, Fernando Diaz, and Sarah Vieweg. 2014. CrisisLex: A lexicon for collecting and filtering microblogged communications in crises. In *Proc. ICWSM*.
- Dimitri Palaz, Gabriel Synnaeve, and Ronan Collobert. 2016. Jointly learning to locate and classify words using convolutional networks. In *Proc. Interspeech*.
- F. Pedregosa, G. Varoquaux, A. Gramfort, V. Michel, B. Thirion, O. Grisel, M. Blondel, P. Prettenhofer, R. Weiss, V. Dubourg, J. Vanderplas, A. Passos, D. Cournapeau, M. Brucher, M. Perrot, and E. Duchesnay. 2011. Scikit-learn: Machine learning in Python. *Journal of Machine Learning Research*.
- Matt Post, Gaurav Kumar, Adam Lopez, Damianos Karakos, Chris Callison-Burch, and Sanjeev Khudanpur. 2013. Improved speech-to-text translation with the Fisher and Callhome Spanish-English speech translation corpus. In *Proc. IWSLT*.
- Matt Post, Gaurav Kumar, Adam Lopez, Damianos Karakos, Chris Callison-Burch, and Sanjeev Khudanpur. 2014. Fisher and CALLHOME Spanish-English Speech Translation. <https://catalog.ldc.upenn.edu/ldc2014t23>.

John Quinn and Paula Hidalgo-Sanchis. 2017. [Using machine learning to analyse radio content in Uganda: Opportunities for sustainable development and humanitarian action](#). Technical report, United Nations Global Pulse Lab Kampala.

Páraic Sheridan, Martin Wechsler, and Peter Schäuble. 1997. Cross-language speech retrieval: Establishing a baseline performance. In *Proc. SIGIR*.

Ron J. Weiss, Jan Chorowski, Navdeep Jaitly, Yonghui Wu, and Zhifeng Chen. 2017. Sequence-to-sequence models can directly transcribe foreign speech. In *Proc. Interspeech*.

Jay G. Wilpon, Lawrence R. Rabiner, Chin-Hui Lee, and E. R. Goldman. 1990. Automatic recognition of keywords in unconstrained speech using hidden markov models. *IEEE Trans. Acoust. Speech Signal Process.*, 38(11):1870–1878.

A Using NMF for topic modeling

We now describe how we learn topics using NMF. Given a set of text documents as input, the model will output (1) for each document, a distribution over the selected number of topics (henceforth, the *document-topic* distribution), and (2) for each topic, a distribution over the set of unique terms in the text (henceforth, the *topic-term* distribution).

A.1 Text processing

Our training set (*train20h*) has 1080 English sentences. We start by generating a *tf-idf* representation for each of these. The English text contains 170K tokens and 6K terms (vocabulary size). As we are looking for topics which are coarse-level categories, we do not use the entire vocabulary, but instead focus only on the high importance terms. We lowercase the English translations and remove all punctuation, and stopwords. We further remove the terms occurring in more than 10% of the documents and those which occur in less than 2 documents, keeping only the 1000 most frequent out of the remaining.

After preprocessing the training set, we have a feature matrix V with dimensions 1080×1000 , where each row is a document, and each column represents the *tf-idf* scores over the 1000 selected terms. The feature matrix will be sparse as only a few terms would occur in a document, and will also be non-negative as *tf-idf* values are greater than or equal to 0.

A.2 Learning topics

NMF is a matrix factorization method, which given the matrix V , factorizes it into two matrices: W with dimensions $1080 \times t$ (long-narrow), and H with dimensions $t \times 1000$ (short-wide), where t is a hyper-parameter. Figure 6 shows this decomposition when t is set to 10.

$$V \approx W \times H$$

In the context of topic modeling, t is the number of topics we want to learn; W is the *document-topic* distribution, where for each document (row) the column with the highest value is the most-likely topic; and H is the *topic-term* distribution, where each row is a topic, and the columns with the highest values are terms most relevant to it.

The values for W and H are numerically approximated using a multiplicative update rule (Lee and

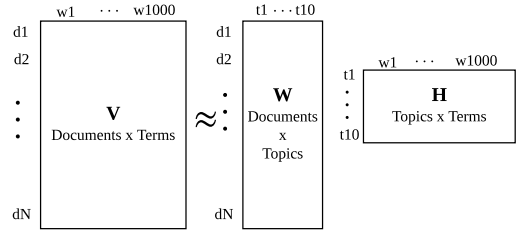


Figure 6: Nonnegative Matrix Factorization. V is the document-term matrix, where d is each document; N is the number of documents; $w1$ to $w1000$ are the terms selected as features; and $t1$ to $t10$ are the topics.

Seung, 2001), with the Frobenius norm of the reconstruction error as the objective function. In this work, we use the machine-learning toolkit *scikit-learn* (Pedregosa et al., 2011) for feature extraction, and to perform NMF, using default values as described at scikit-learn.org.

A.3 Making topic predictions

Using our *topic-term* distribution matrix H , we can now make topic predictions for new text input. Our evaluation set (*eval100h*) has 5376 English sentences. For each of these, we have the *gold* text, and also the ST model output. We preprocess and represent these using the same procedure as before (A.1) giving us the feature matrix V'_{gold} for *gold*, and V'_{ST} for ST output, each with dimensions 5376×1000 . Our goal is to learn the *document-topic* distributions W'_{gold} and W'_{ST} , where:

$$V'_{gold} \approx W'_{gold} \times H$$

$$V'_{ST} \approx W'_{ST} \times H$$

The values for each W' matrix are again numerically approximated using the same objective function as before, but keeping H fixed.

A.4 Silver labels and evaluation

We use the highest scoring topic for each document as the prediction. The *silver* labels are therefore computed as $\text{argmax}(W'_{gold})$, and for ST as $\text{argmax}(W'_{ST})$. We can now compute the accuracy over these two sets of predictions.

B Fisher corpus: assigned topics

Figure 7 shows the topics assigned to callers in the Fisher speech corpus. Some topic prompts overlap, for example, *music-preference* asks callers to discuss what kind of music they like to listen to,

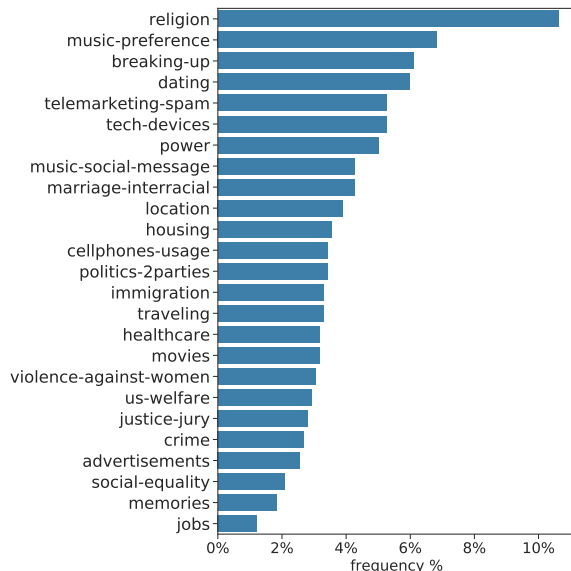


Figure 7: Topics assigned to callers in the Fisher dataset, as a percentage of the 819 calls.

and *music-social-message* asks them to discuss the social impact of music. For both these topics, we would expect the text to contain similar terms. Similarly the topics *cellphones-usage*, *tech-devices* and *telemarketing-spam* also overlap. Such differences might be difficult for an unsupervised topic modeling algorithm to pick up.

Table 4 shows the topics learned by NMF by using human English translations from the entire 160 hours of training data as input, when the number of topics is set to 25. We observe that some new topics are found that were not discovered by the 20hr/10-topic model and that match the assigned topic prompts, such as *juries* and *housing*. However, there are also several incoherent topics, and we don’t find a major improvement over the topics learned by just using 20 hours of training data, with the number of topics set to 10.

C Tracking topic drift over conversations

To measure how often speakers stray from assigned topic prompts, we take a closer look at the calls in *train20h* with the assigned prompt of *religion*. This is the most frequently assigned prompt in the Fisher dataset (17 calls in *train20h*). We also select this topic for further analysis as it contains terms which are strongly indicative, such as *god*, *bible*, etc. and should be relatively easier for our topic model to detect.

Figure 8 shows the trend of discussion topics over time. Overall, only 36% of the total dialog

id	Assigned name	Most informative words
1	—	told, went, maybe, take, ll
2	music	music, listen, dance, play, classical
3	intro	hello, name, speaking, topic, talked
4	religion	religion, religions, catholic, church, religious
5	welfare	pay, insurance, expensive, doctor, health
6	languages	spanish, speak, english, language, learn
7	relationships	married, marriage, got, divorced, together
8	tech-marketing	phone, cell, telephone, calls, cellular
9	—	hundred, dollars, thousand, five, fifty
10	chatter	cold, snow, winter, hot, weather
11	—	puerto, rico, rican, born, ricans
12	movies-tv	watch, movies, movie, tv, kids
13	—	city, mexico, big, lived, living
14	—	huh, gonna, give, us, lets
15	—	yea, tv, lots, pretty, expensive
16	locations	york, manhattan, bronx, carolina, panama
17	internet-dating	internet, computer, use, met, information
18	—	old, twenty, kids, thirty, five
19	politics	power, countries, world, government, help
20	housing	house, buy, rent, apartment, houses
21	juries	system, jury, health, social, help
22	religion	god, believe, church, bible, thank
23	violence	women, man, woman, men, abuse
24	intro	hi, fine, name, philadelphia, evening
25	welfare	money, give, make, help, need

Table 4: Topics discovered using human translated text from the full 160hr Fisher training set. We set the number of topics to 25. We assign the topic names manually, and use — where the topic clustering is not very clear.

segments in these calls have the silver label *religion*, and the most frequently assigned label is *family-misc* with 46%. We observe that the first segment is often labeled as *intro-misc*, around 70% of the time, which is expected as speakers begin by introducing themselves. Figure 9 shows that a similar trend emerges for calls assigned the prompt *music* (14 calls in *train20h*). Silver labels for *music* account for 45% of the call segments and *family-misc* for around 38%.

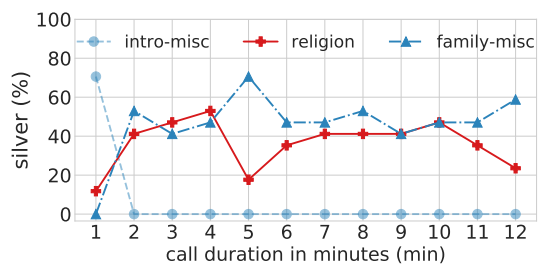


Figure 8: Tracking silver labels over time for calls where the assigned prompt is *religion*. Total of 17 calls in *train20h*.

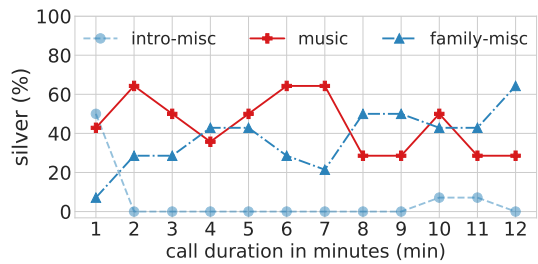


Figure 9: Tracking silver labels over time for calls where the assigned prompt is *music*. Total of 14 calls in *train20h*.