

A Deep Neural Information Fusion Architecture for Textual Network Embeddings

Zenan Xu^{1,2}, Qinliang Su^{1,2*}, Xiaojun Quan¹, Weijia Zhang³

¹School of Data and Computer Science, Sun Yat-sen University

²Guangdong Key Laboratory of Big Data Analysis and Processing, Guangzhou, China

³School of Electronics and Information Technology, Sun Yat-sen University

xuzn@mail2.sysu.edu.cn, suqliang@mail.sysu.edu.cn

quanxj3@mail.sysu.edu.cn, zhangwj39@mail2.sysu.edu.cn

Abstract

Textual network embeddings aim to learn a low-dimensional representation for every node in the network so that both the structural and textual information from the networks can be well preserved in the representations. Traditionally, the structural and textual embeddings were learned by models that rarely take the mutual influences between them into account. In this paper, a deep neural architecture is proposed to effectively fuse the two kinds of informations into one representation. The novelties of the proposed architecture are manifested in the aspects of a newly defined objective function, the complementary information fusion method for structural and textual features, and the mutual gate mechanism for textual feature extraction. Experimental results show that the proposed model outperforms the comparing methods on all three datasets.

1 Introduction

Networks provide an effective way to organize heterogeneous relevant data, which can often be leveraged to facilitate downstream applications. For example, the huge amount of textual and relationship data in social networks contains abundant information on people’s preferences, and thus can be used for personalized advertising and recommendation. To this end, traditionally a matrix representing the network structure is often built first, then subsequent tasks proceed. However, matrix methods are computationally expensive and cannot be applied to large-scale networks.

Network embedding (NE) maps every node of a network into a low-dimensional vector, while seeking to retain the original network information. Subsequent tasks (*e.g.* similar vertices search, linkage prediction) can proceed by leveraging these low-dimensional features. To obtain

network embeddings, (Perozzi et al., 2014) proposed to first generate sequences of nodes by randomly walking along connected nodes. Word embedding methods are then employed to produce the embeddings for nodes by noting the analogies between node sequences and sentences in natural languages. Second-order proximity information is further taken into account in (Tang et al., 2015). To gather the network connection information more efficiently, the random walking strategy in (Perozzi et al., 2014) is modified to favor the important nodes in (Grover and Leskovec, 2016). However, all these methods only took the network structure into account, ignoring the huge amount of textual data. In Twitter social network, for example, tweets posted by a user contain valuable information on the user’s preferences, political standpoints, and so on (Bandyopadhyay et al., 2018).

To include textual information into the embeddings, (Tu et al., 2017) proposed to first learn embeddings for the textual data and network structure respectively, and then concatenate them to obtain the embeddings of nodes. The textual and structural embeddings are learned with an objective that encourages embeddings of neighboring nodes to be as similar as possible. Attention mechanism is further employed to highlight the important textual information by taking the impacts of texts from neighboring nodes into account. Later, (Shen et al., 2018b) proposed to use the fine-grained word alignment mechanism to replace the attention mechanism in (Tu et al., 2017) in order to absorb the impacts from neighboring texts more effectively. However, both methods require the textual and structural embeddings from neighboring nodes to be as close as possible even if the nodes share little common contents. This could be problematic since a social network user may be connected to users who post totally different viewpoints because of different political standpoints. If

*Corresponding author.

two nodes are similar, it is the node embeddings, rather than the individual textual or structural embeddings, that should be close. Forcing representations of dissimilar data to be close is prone to yield bad representations. Moreover, since the structural and textual embeddings contain some common information, if they are concatenated directly, as done in (Tu et al., 2017; Shen et al., 2018b), the information contained in the two parts is entangled in some very complicated way, increasing the difficulties of learning representative network embeddings.

In this paper, we propose a novel deep neural **Information Fusion Architecture** for textual **Network Embedding** (NEIFA) to tackle the issues mentioned above. Instead of forcing the separate embeddings of structures and texts from neighboring nodes to be close, we define the learning objective based on the node embeddings directly. For the problem of information entanglement, inspired by the gating mechanism of long short-term memory (LSTM) (Hochreiter and Schmidhuber, 1997), we extract the complementary informations from texts and structures and then use them to constitute the node embeddings. A mutual gate is further designed to highlight the node’s textual information that is consistent with neighbors’ textual contents, while diminishing those that contradict to each other. In this way, the model provides a mechanism to only allow the information that is consistent among neighboring nodes to flow into the node embeddings. The proposed network embedding method is evaluated on the tasks of link prediction and vertex classification, using three real-world datasets from different domains. It is shown that the proposed method outperforms state-of-the-art network embedding methods on the task of link prediction by a substantial margin, demonstrating that the obtained embeddings well retain the information in original networks. Similar phenomena can also be observed in the vertex classification task. These results suggest the effectiveness of the proposed neural information fusion architecture for textual network embeddings.

2 Related Work

Text Embedding There has been various methods to embed textual information into vector representations for NLP tasks. The classical method for embedding textual information could be one-hot vector, term frequency inverse document fre-

quency (TF-IDF), etc. Due to the high-dimension and sparsity problems in here, (Mikolov et al., 2013a) proposed a novel neural network based skip-gram model to learn distributed word embeddings via word co-occurrences in a local window of textual content. To exploit the internal structure of text, convolutional neural networks (CNNs) (Blunsom et al., 2014; Kim, 2014) is applied to obtain latent features of local textual content. Then, by following a pooling layer, fixed-length representations are generated. To have the embeddings better reflect the correlations among texts, soft attention mechanisms (Bahdanau et al., 2014; Vaswani et al., 2017) is proposed to calculate the relative importances of words in a sentence by evaluating their relevances to the content of comparing sentences. Alternatively, gating mechanism is applied to strengthen the relevant textual information, while weakening the irrelevant one by controlling the information-flow path of a network in (Dauphin et al., 2017; Zhou et al., 2017).

Network Embedding Network embedding methods can be categorized into two classes: (1) methods that solely utilize structure information; and (2) methods that consider both structure and textual content associated with vertices. For the first type of methods, DeepWalk (Perozzi et al., 2014) was the first to introduce neural network technique into the network embedding field. In DeepWalk, node sequences are generated via randomly walking on the network, dense latent representations are by feeding those node sequences into the skip-gram model. LINE (Tang et al., 2015) exploited the first-order and second-order proximity information of vertices in network by optimizing the joint and condition probability of edges. Further, Node2Vec (Grover and Leskovec, 2016) proposed a biased random walk to search a network and generate node sequences based on the depth-first search and width-first search. However, those methods only embed the structure information into vector representations, while ignoring the informative textual contents associated with vertices. To address this issue, some recent work seeks to the joint impact of structure and textual contents to obtain better representations. TADW (Yang et al., 2015) proved that DeepWalk is equivalent to the matrix factorization and the textual information can be incorporated by simply adding the textual feature into the matrix factorization. CENE (Sun et al., 2016) extends the original net-

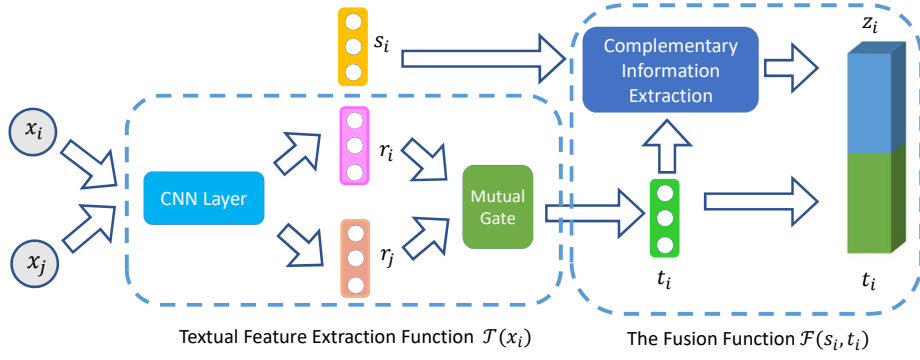


Figure 1: The overall framework of NEIFA.

works by transforming the textual content into another kinds of vertices, and the vertices are embedded into low-dimensional representations on the extended network. CANE (Tu et al., 2017) proposed to learn separate embeddings for the textual and structural information, and obtain the network embeddings by simply concatenating them, in which a mutual attention mechanism is used to model the semantic relationship between textual contents. WANE (Shen et al., 2018b) modified the semantic extraction strategy in CANE by introducing a fine-grained word alignment technique to learn word-level semantic information more effectively. However, most of recent methods force the textual and structural embeddings of two neighboring nodes close to each other irrespective of their underlying contents.

3 The Proposed Method

A textual network is defined as $G = \{V, E, T\}$, where V , E and T denote the vertices in the graph, edges between vertices and textual content associated with vertices, respectively. Each edge $e_{i,j} \in E$ suggests there is a relationship between vertex v_i and v_j .

3.1 Training Objective

Suppose the structural and textual features of node i are given and are denoted as s_i and t_i , respectively. Existing methods are built on the objectives that encourage the structural and textual features of neighboring nodes to be as similar as possible. As discussed in the previous sections, this may make the node embeddings deviate from the true information in the nodes. In this paper, we define the objective based on the node embeddings

directly, that is,

$$\mathcal{L} = \sum_{\{i,j\} \in E} \log p(h_i|h_j), \quad (1)$$

where h_i is the network embedding of node i , and is constructed from s_i and t_i by

$$h_i = \mathcal{F}(s_i, t_i); \quad (2)$$

$\mathcal{F}(\cdot, \cdot)$ is the fusion function that maps the structural and textual features into the network embeddings; and $p(h_i|h_j)$ denotes the conditional probability of network embedding h_i given the network embedding h_j . Following LINE (Tang et al., 2015), the conditional probability in (1) is defined as:

$$p(h_i|h_j) = \frac{\exp(h_i \cdot h_j)}{\sum_{z \in V} \exp(h_i \cdot h_z)}. \quad (3)$$

Note that the structural feature s_i is randomly initialized and will be learned along with the other model parameters. For the textual feature t_i , it is obtained via a trainable feature extraction function from the given texts, i.e.,

$$t_i = \mathcal{T}(x_i), \quad (4)$$

where x_i represents the texts associated with node i . From the definition of objective function (1), it can be seen that it is the network embeddings of nodes, rather than the individual structural or textual embeddings, that are encouraged to be close for neighboring nodes.

Details on how to realize the fusion function $\mathcal{F}(\cdot, \cdot)$ and feature extraction function $\mathcal{T}(\cdot)$ are deferred to Section 3.2 and Section 3.3, respectively. The overall framework of our proposed NEIFA is shown in Fig.1.

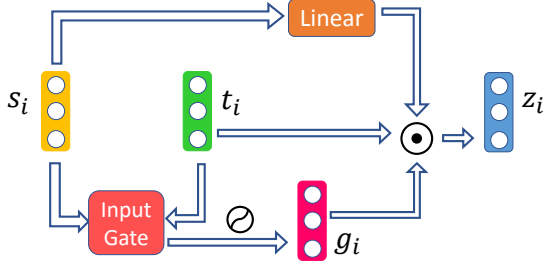


Figure 2: The Fusion Module.

3.2 Fusion of Structural and Textual Features $\mathcal{F}(s_i, t_i)$

In this section, we will present how to fuse the structural and textual features to yield the embeddings for nodes. The fusion module $\mathcal{F}(s_i, t_i)$ is illustrated in Fig.2. The simplest way to obtain network embeddings is to concatenate them directly, *i.e.* $h_i = [s_i; t_i]$. However, it is known that the structural and textual features are not fully exclusive, and often contain some common information. Thus, if the network embeddings are generated by simply concatenating the two features, different parts of the embeddings become entangled to each other in some unknown but complex way. This may make the process of optimizing the objective function more difficult and hinder the model to learn representative embeddings for the nodes. In this paper, we instead distill the information that is complementary to the textual feature t_i from s_i first, and then concatenate the two complementary information to constitute the embeddings of nodes.

To distill the complementary information from the structural feature s_i , inspired by LSTM, an input gate is designed to eliminate the information in s_i that has already appeared in t_i . Specifically, the gate is designed as

$$g_i = 1 - \sigma((\mathbf{P}s_i + b_g) \odot t_i), \quad (5)$$

where $\sigma(\cdot)$ is the sigmoid function; \odot denotes the element-wise multiplication; \mathbf{P} and b_g are used to align the structural feature s_i to the space of textual features t_i . From the definition of g_i , it can be seen that if the values on some specific dimension of $\mathbf{P}s_i + b_g$ and t_i are both large, which indicates the same information appears in both s_i and t_i , the gate g_i will be closed. So, if $(\mathbf{P}s_i + b_g) \odot t_i$ is multiplied to the gate g_i , only the information that is not contained in both s_i and t_i is allowed to pass through. Thus, $((\mathbf{P}s_i + b_g) \odot t_i) \odot g_i$ can be un-

derstood as the information in s_i that is complementary to t_i . In practice, we untie the values of \mathbf{P} and b_g , and use a new trainable matrix \mathbf{Q} and bias b_c instead. The complementary information is eventually computed as

$$z_i = ((\mathbf{Q}s_i + b_c) \odot t_i) \odot g_i. \quad (6)$$

Then, we concatenate complementary information z_i to the textual features t_i to produce the final network embedding

$$h_i = [z_i; t_i]. \quad (7)$$

In this way, given the structural and textual features s_i and t_i , we successfully extract the complementary information from s_i and generate the final network embedding h_i .

3.3 Textual Feature Extraction $\mathcal{T}(x_i)$

When extracting textual features for the embeddings of nodes, the impacts from neighboring nodes should also be taken into account, *i.e.* highlighting the consistent information, while dampening the inconsistent ones. To this end, we first represent words with their corresponding embeddings, and then apply a one-layer CNN followed by an average pooling operator to extract the raw features for texts (Tu et al., 2017; Shen et al., 2018a). Given the raw textual features r_i and r_j of two neighboring nodes i and j , we diminish the information that are not consistent in the two raw features. Specifically, the final textual features are computed for nodes i and j as

$$t_i = r_i \odot \sigma(r_j), \quad (8)$$

$$t_j = r_j \odot \sigma(r_i), \quad (9)$$

where $\sigma(\cdot)$ serves as the role of gating. Since the raw textual feature r_i often exhibits specific meanings on different dimensions, the expressions (8) and (9) can be understood as a way to control which information is allowed to flow into the embeddings. Only the information that is consistent among neighboring nodes can appear in the textual feature t_i , which is then fused into the network embeddings. There are a variety of other nonlinear functions that can serve as the role of gating, but in this work, the simplest but effective sigmoid function is employed.

3.4 Training Details

Maximizing the objective function in (1) requires to compute the expensive softmax function repeatedly, in which the summation over all nodes of the networks is needed for iteration. To address this issue, for each edge $e_{i,j} \in E$, we introduce negative sampling (Mikolov et al., 2013b) to simplify the optimization process. Therefore, the conditional distribution $p(h_i|h_j)$ into the following form:

$$\log \sigma(h_i \cdot h_j) + \sum_{k=1}^K E_{h_k \sim P(h)} [\log \sigma(-h_k \cdot h_i)] \quad (10)$$

where K is the number of negative samples, and $P(v) \propto d_v^{3/4}$ is the distribution of vertices with d_v representing the out-degree of vertex v . Adam (Kingma and Ba, 2014) is employed to optimize the entire model based on randomly mini-batch of edges in each step.

4 Experiments

To evaluate the quality of the network embeddings generated by the proposed method, we apply them in two tasks: link prediction and vertex classification. Link prediction aims to predict whether there exists a link between two randomly chosen nodes based on the similarities of embeddings of the two nodes. Vertex classification, on the other hand, tries to classify the nodes into different categories based on the embeddings, provided that there exists some supervised information. Both tasks can achieve good performances only when the embeddings retain important information of the nodes, including both the structural and textual information. In the following, we will first introduce the datasets and baselines used in this paper, then describe the evaluation metric and experimental setups, and lastly report the performance of the proposed model on the tasks of link prediction and vertex classification, respectively.

4.1 Datasets and Baselines

Experiments are conducted on three real-world datasets: Zhihu (Sun et al., 2016), Cora (McCallum et al., 2000) and HepTh (Leskovec et al., 2005). Below shows the detailed descriptions of the three datasets, with their statistics summaries given in Table 1. The preprocessing procedure of the above datasets is the same as that in (Tu et al.,

Datasets	Zhihu	Cora	HepTh
Vertices	10000	2277	1038
Edges	43894	5214	1990
#(Edges)	2191	93	24
*(Text)	190	90	54
Labels	-	7	-

Table 1: Statistics of datasets, where #(Edges) denotes the max number of the connective relationship of a node, and *(Text) denotes the average lengths of the text.

2017)¹.

- **Zhihu** (Sun et al., 2016) is a Q&A based community social network. In our experiment, 10000 active users and the descriptions of their interested topics are collected as the vertices and texts of the social network to be studied. There are total 43894 edges which indicate the relationship between active users.
- **Cora** (McCallum et al., 2000) is a citation network that consists of 2277 machine learning papers with text contents divided into 7 categories. The citation relations among the papers are reflected in the 5214 edges.
- **HepTh** (Leskovec et al., 2005) (High Energy Physics Theory) is a citation network from the e-print arXiv. In our experiment, 1038 papers with abstract information are collected, among which 1990 edges are observed.

To evaluate the effectiveness of our proposed model, several strong baseline methods are compared with, which are divided into two categories as follows:

- **Structure-only:** DeepWalk (Perozzi et al., 2014), LINE (Tang et al., 2015), Node2vec (Grover and Leskovec, 2016).
- **Structure and Text:** TADW (Yang et al., 2015), CENE (Sun et al., 2016), CANE (Tu et al., 2017), WANE (Shen et al., 2018b).

4.2 Evaluation Metrics and Experimental Setups

In link prediction, the performance criteria of area under the curve (AUC) (Hanley and McNeil,

¹<https://github.com/thunlp/CANE>

% Training Edges	15%	25%	35%	45 %	55%	65%	75%	85%	95%
DeepWalk [†]	56.6	58.1	60.1	60.0	61.8	61.9	63.3	63.7	67.8
LINE [†]	52.3	55.9	59.9	60.9	64.3	66.0	67.7	69.3	71.1
node2vec [†]	54.2	57.1	57.3	58.3	58.7	62.5	66.2	67.6	68.5
TADW [†]	52.3	54.2	55.6	57.3	60.8	62.4	65.2	63.8	69.0
CENE [†]	56.2	57.4	60.3	63.0	66.3	66.0	70.2	69.8	73.8
CANE [†]	56.8	59.3	62.9	64.5	68.9	70.4	71.4	73.6	75.4
WANE [‡]	58.7	63.5	68.3	71.9	74.9	77.0	79.7	80.0	82.6
NEIFA	68.9	73.7	78.3	81.0	84.5	87.3	88.2	89.6	90.1

Table 2: AUC scores for link prediction on Zhihu. Note that [†] and [‡] indicate the results are taken from (Tu et al., 2017) and (Shen et al., 2018b), respectively.

% Training Edges	15%	25%	35%	45 %	55%	65%	75%	85%	95%
DeepWalk [†]	56.0	63.0	70.2	75.5	80.1	85.2	85.3	87.8	90.3
LINE [†]	55.0	58.6	66.4	73.0	77.6	82.8	85.6	88.4	89.3
node2vec [†]	55.9	62.4	66.1	75.0	78.7	81.6	85.9	87.3	88.2
TADW [†]	86.6	88.2	90.2	90.8	90.0	93.0	91.0	93.4	92.7
CENE [†]	72.1	86.5	84.6	88.1	89.4	89.2	93.9	95.0	95.9
CANE [†]	86.8	91.5	92.2	93.9	94.6	94.9	95.6	96.6	97.7
WANE [‡]	91.7	93.3	94.1	95.7	96.2	96.9	97.5	98.2	99.1
NEIFA	89.0	92.2	95.3	96.5	97.1	97.4	97.6	98.5	99.2

Table 3: AUC scores for link prediction on Cora. Note that [†] and [‡] indicate the results are taken from (Tu et al., 2017) and (Shen et al., 2018b), respectively.

1982) is used, which represents the probability that vertices in a random unobserved link are more similar than those in a random non-existent link.

For the vertex classification task, a logistic regression model is first trained to classify the embeddings into different categories based on the provided labels of nodes. Then, the trained model is used to classify the network embeddings in test set, and the classification accuracy is used as the performance criteria of this task.

To have a fair comparison with competitive methods, the dimension of network embeddings is set to 200 for all considered methods. The number of negative samples is set to 1 and the mini-batch size is set to 64 to speed up the training processes. Adam (Kingma and Ba, 2014) is employed to train our model with a learning rate of 1×10^{-3} .

4.3 Link Prediction

We randomly extract a portion of edges from the whole edges to constitute the training datasets, and use the rest as the test datasets. The AUC scores of different models under proportions ranging from

15% to 95% on Zhihu, Cora and HepTh datasets are shown in Table 2, Table 3 and Table 4, respectively, with the best performance highlighted in bold.

As can be seen from Table 2, our proposed method outperforms all other baselines in Zhihu dataset substantially, with approximately a 10 percent improvement over the current state-of-the-art WANE model. This may be partially attributed to the complicated Zhihu dataset, in which both the structures and texts contain important informations. If the two individual features are concatenated directly, there may be sever information overlapping problem, limiting the models to learning good embeddings. The proposed complementary information fusion method alleviate the issue by disentangling the structural and textual features. In addition, the proposed mutual gate mechanism that removes inconsistent textual information from a node’s textual feature also contribute to the performance gains. On the other hand, the substantial gain may also be partially attributed to the objective function that is directly defined on the

% Training Edges	15%	25%	35%	45 %	55%	65%	75%	85%	95%
DeepWalk [†]	55.2	66.0	70.0	75.7	81.3	83.3	87.6	88.9	88.0
LINE [†]	53.7	60.4	66.5	73.9	78.5	83.8	87.5	87.7	87.6
node2vec [†]	57.1	63.6	69.9	76.2	84.3	87.3	88.4	89.2	89.2
TADW [†]	87.0	89.5	91.8	90.8	91.1	92.6	93.5	91.9	91.7
CENE [†]	86.2	84.6	89.8	91.2	92.3	91.8	93.2	92.9	93.2
CANE [†]	90.0	91.2	92.0	93.0	94.2	94.6	95.4	95.7	96.3
WANE [‡]	92.3	94.1	95.7	96.7	97.5	97.5	97.7	98.2	98.7
NEIFA	91.7	94.2	95.9	96.8	97.4	97.6	98.0	98.6	99.1

Table 4: AUC scores for link prediction on HepTh. Note that [†] and [‡] indicate the results are taken from (Tu et al., 2017) and (Shen et al., 2018b), respectively.

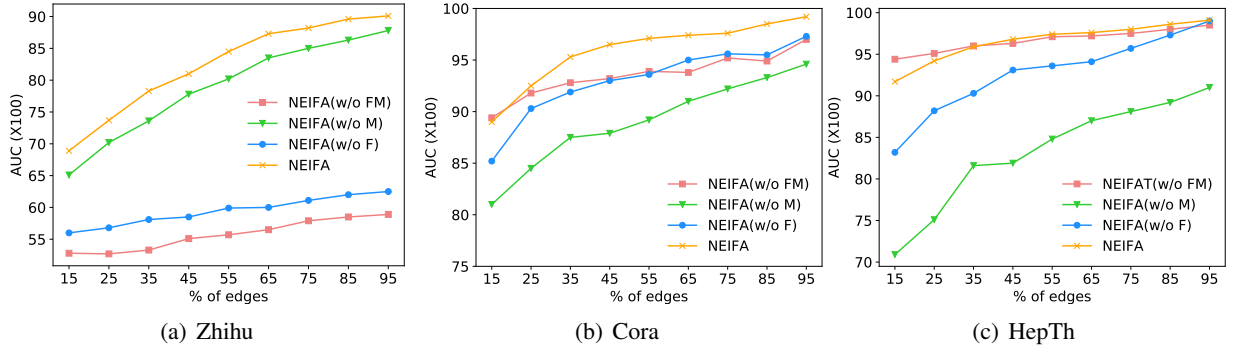


Figure 3: Ablation study of NEIFA model on different datasets on link prediction task.

network embeddings. That is because the inconsistencies of the structural or textual information among neighboring nodes are more likely to happen in complex networks.

For the other two datasets, as shown in Table 3 and Table 4, our proposed method outperforms baseline methods overall. The results strongly demonstrate that the network embeddings generated by the proposed model are easier to preserve the original information in the nodes. It can be also seen that the performance gains observed in the Cora and HepTh datasets are not as substantial as that in Zhihu dataset. The relatively small improvement may be attributed to the fact that the number of edges and neighbors in Cora and HepTh datasets are much smaller than Zhihu datasets. We speculate that the information in structures of the two datasets is far less than that in texts, implying that the overlapping issue is not as severe as that in Zhihu. Hence, direct concatenation will not induce significant performance loss.

Ablation Study To demonstrate the effectiveness of proposed fusion method and mutual gate mechanism, three variants of the proposed model

are evaluated: (1)NEIFA(w/o FM): NEIFA without both fusion process and mutual gated mechanism where the raw textual features r are directly regarded as network embeddings. (2) NEIFA(w/o F): NEIFA without fusion process where the textual features t are directly regarded as network embeddings. (3) NEIFA(w/o M): NEIFA without mutual gated mechanism where the network embeddings are obtained by fusing the structural features and raw textual features. The three variants are compared with original NEIFA model on the three datasets above. The results are showed in Fig.3. It can be seen that for networks with very sparse structure, such as Hepth, the method that simply uses the raw textual features as their network embeddings can achieve pretty good performance. In the simple datasets, the proposed model even exhibits worse performance in the case of small proportion of training edges. As the datasets become larger and more complex network structure is included, the performance of only using the textual embeddings decreases rapidly. The reason may be that as the networks grow, the differences of structural or textual data among neighboring

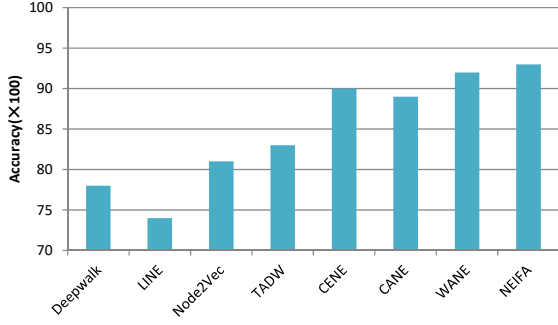


Figure 4: Vertex classification result on Cora dataset

nodes become more apparent, and the advantages of the mutual gate mechanism and information fusion method will show up.

4.4 Vertex Classification

To demonstrate the superiority of proposed method, the vertex classification experiment is also considered on the Cora dataset. This experiment is established on the basis that if the original network contains different types of nodes, good embeddings mean that they can be classified into specific classes by a simple classifier easily. For the proposed method, the embedding of a node varies as it interacts with different nodes. To have the embedding fixed, we follow procedures in (Tu et al., 2017) to yield a node’s embedding by averaging the embeddings that are obtained when the node interacts with different neighbors.

To this end, we randomly split the node embeddings of all nodes with a proportion of 50%-50% into a training and testing set, respectively. A logistic regression classifier regularized by L_2 distance (Fan et al., 2008) is then trained on the node embeddings from training set. The classification performance is tested on the hold-out testing set. The above procedures are repeated 10 times and their average value is reported as the final performance. It can be seen from Fig.4 that methods considering both structural and textual information show better classification accuracies than methods leveraging only structural information, demonstrating the importance of incorporating textual information into the embeddings. Moreover, NEIFA outperforms all methods considered, which further proves the superiority of our proposed model.

To intuitively understand the embeddings produced by the proposed model, we employ t -SNE to map our learned embeddings to a 2-D space.

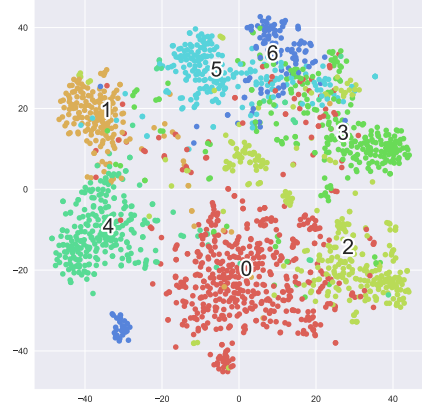


Figure 5: t -SNE visualization of our learned network embeddings on Cora dataset.

The result is shown in Fig.5, where different colors indicate that the nodes belong to different categories. Note that, although the mapping in t -SNE is trained without using any category labels, the latent label information is still partially extracted out. As shown in Fig.5, the points with the same color are closer to each other, while the ones with different colors are far apart.

5 Conclusions

In this paper, a novel deep neural architecture is proposed to effectively fuse the structural and textual informations in networks. Unlike existing embeddings methods which encourage both textual and structural embeddings of two neighboring nodes close to each other, we define the training objective based on the node embeddings directly. To address the information duplication problem in the structural and textual features, a complementary information fusing method is further developed to fuse the two features. Besides, a mutual gate is designed to highlight the textual information in a node that is consistent with the textual contents of neighboring nodes, while diminishing those that are conflicting to each other. Exhaustive experimental results on several tasks manifest the advantages of our proposed model.

Acknowledgments

We thank Wei Liu and Wenxuan Li for their helps. This work is supported by the National Natural Science Foundation of China (NSFC) under Grant No. 61806223, U1711262, U1501252, U1611264 and U1711261, and National Key R&D Program of China (2018YFB1004404).

References

- Dzmitry Bahdanau, Kyunghyun Cho, and Yoshua Bengio. 2014. Neural machine translation by jointly learning to align and translate. *arXiv preprint arXiv:1409.0473*.
- Sambaran Bandyopadhyay, Harsh Kara, Anirban Biswas, and M N Murty. 2018. Sac2vec: Information network representation with structure and content.
- Phil Blunsom, Edward Grefenstette, and Nal Kalchbrenner. 2014. A convolutional neural network for modelling sentences. In *Proceedings of the 52nd Annual Meeting of the Association for Computational Linguistics*. Proceedings of the 52nd Annual Meeting of the Association for Computational .
- Yann N Dauphin, Angela Fan, Michael Auli, and David Grangier. 2017. Language modeling with gated convolutional networks. In *Proceedings of the 34th International Conference on Machine Learning-Volume 70*, pages 933–941. JMLR. org.
- Rong-En Fan, Kai-Wei Chang, Cho-Jui Hsieh, Xiang-Rui Wang, and Chih-Jen Lin. 2008. Liblinear: A library for large linear classification. *Journal of machine learning research*, 9(Aug):1871–1874.
- Aditya Grover and Jure Leskovec. 2016. node2vec: Scalable feature learning for networks. In *Proceedings of the 22nd ACM SIGKDD international conference on Knowledge discovery and data mining*, pages 855–864. ACM.
- James A Hanley and Barbara J McNeil. 1982. The meaning and use of the area under a receiver operating characteristic (roc) curve. *Radiology*, 143(1):29–36.
- Sepp Hochreiter and Jürgen Schmidhuber. 1997. Long short-term memory. *Neural computation*, 9(8):1735–1780.
- Yoon Kim. 2014. Convolutional neural networks for sentence classification. *arXiv preprint arXiv:1408.5882*.
- Diederik P Kingma and Jimmy Ba. 2014. Adam: A method for stochastic optimization. *arXiv preprint arXiv:1412.6980*.
- Jure Leskovec, Jon Kleinberg, and Christos Faloutsos. 2005. Graphs over time: densification laws, shrinking diameters and possible explanations. In *Proceedings of the eleventh ACM SIGKDD international conference on Knowledge discovery in data mining*, pages 177–187. ACM.
- Andrew Kachites McCallum, Kamal Nigam, Jason Rennie, and Kristie Seymore. 2000. Automating the construction of internet portals with machine learning. *Information Retrieval*, 3(2):127–163.
- Tomas Mikolov, Kai Chen, Greg Corrado, and Jeffrey Dean. 2013a. Efficient estimation of word representations in vector space. *arXiv preprint arXiv:1301.3781*.
- Tomas Mikolov, Ilya Sutskever, Kai Chen, Greg S Corrado, and Jeff Dean. 2013b. Distributed representations of words and phrases and their compositional-ity. In *Advances in neural information processing systems*, pages 3111–3119.
- Bryan Perozzi, Rami Al-Rfou, and Steven Skiena. 2014. Deepwalk: Online learning of social representations. In *Proceedings of the 20th ACM SIGKDD international conference on Knowledge discovery and data mining*, pages 701–710. ACM.
- Dinghan Shen, Guoyin Wang, Wenlin Wang, Martin Renqiang Min, Qinliang Su, Yizhe Zhang, Chunyuan Li, Ricardo Henao, and Lawrence Carin. 2018a. Baseline needs more love: On simple word-embedding-based models and associated pooling mechanisms. In *Proceedings of the 56th Annual Meeting of the Association for Computational Linguistics (Volume 1: Long Papers)*, pages 440–450.
- Dinghan Shen, Xinyuan Zhang, Ricardo Henao, and Lawrence Carin. 2018b. Improved semantic-aware network embedding with fine-grained word alignment. In *Proceedings of the 2018 Conference on Empirical Methods in Natural Language Processing*, pages 1829–1838.
- Xiaofei Sun, Jiang Guo, Xiao Ding, and Ting Liu. 2016. A general framework for content-enhanced network representation learning. *arXiv preprint arXiv:1610.02906*.
- Jian Tang, Meng Qu, Mingzhe Wang, Ming Zhang, Jun Yan, and Qiaozhu Mei. 2015. Line: Large-scale information network embedding. In *Proceedings of the 24th International Conference on World Wide Web*, pages 1067–1077. International World Wide Web Conferences Steering Committee.
- Cunchao Tu, Han Liu, Zhiyuan Liu, and Maosong Sun. 2017. Cane: Context-aware network embedding for relation modeling. In *Proceedings of the 55th Annual Meeting of the Association for Computational Linguistics (Volume 1: Long Papers)*, volume 1, pages 1722–1731.
- Ashish Vaswani, Noam Shazeer, Niki Parmar, Jakob Uszkoreit, Llion Jones, Aidan N Gomez, Łukasz Kaiser, and Illia Polosukhin. 2017. Attention is all you need. In *Advances in Neural Information Processing Systems*, pages 5998–6008.
- Cheng Yang, Zhiyuan Liu, Deli Zhao, Maosong Sun, and Edward Y Chang. 2015. Network representation learning with rich text information. In *IJCAI*, pages 2111–2117.
- Qingyu Zhou, Nan Yang, Furu Wei, and Ming Zhou. 2017. Selective encoding for abstractive sentence summarization. *arXiv preprint arXiv:1704.07073*.