

Learning a Multitask Curriculum for Neural Machine Translation

Wei Wang

Google Research
wangwe@google.com

Ye Tian

Google Research
ytian@google.com

Jiquan Ngiam

Google Brain
jngiam@google.com

Yinfei Yang

Google Research
yinfeiy@google.com

Isaac Caswell

Google Research
icaswell@google.com

Zarana Parekh

Google Research
zarana@google.com

Abstract

Existing curriculum learning research in neural machine translation (NMT) mostly focuses on a single final task such as selecting data for a domain or for denoising, and considers in-task example selection. This paper studies the data selection problem in multitask setting. We present a method to learn a multitask curriculum on a single, diverse, potentially noisy training dataset. It computes multiple data selection scores for each training example, each score measuring how useful the example is to a certain task. It uses Bayesian optimization to learn a linear weighting of these per-instance scores, and then sorts the data to form a curriculum. We experiment with three domain translation tasks: two specific domains and the general domain, and demonstrate that the learned multitask curriculum delivers results close to individually optimized models and brings solid gains over no curriculum training, across all test sets.

1 Introduction

In machine translation (MT), data selection methods, e.g., (Moore and Lewis, 2010), measure the relevance of training examples to a task (usually domain) and select the most relevant data portion to train an MT model to be good at the task. Historically, it concerns mostly with domain-data selection (Axelrod et al., 2011), to select data to train models for a domain. Recently, data selection has been used to select clean-data (aka the denoising task), e.g., (Junczys-Dowmunt, 2018; Wang et al., 2018b) for neural MT (NMT). These approaches use two effective ingredients: (i) A precise task-relevant scoring function to sort data; (ii) Curriculum learning (Bengio et al., 2009) to structure training into a series of transfer learning tasks, with later tasks bearing increasing resemblance to

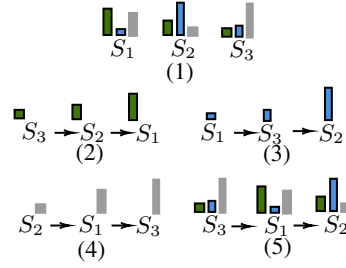


Figure 1: Data order in single-task curricula and a multitask curriculum. (1) A toy training dataset of 3 examples. Each example has three features, signaling relevance to three tasks: news domain (green), subtitle domain (blue), general translation quality (grey). The higher the bar the more relevant. (2) News-domain curriculum. (3) Subtitle-domain curriculum. (4) Denoising curriculum. (5) A multitask curriculum.

the final task¹. Prior work, however, has focused on individual tasks, whereas we are interested in extending this research to multitask settings.

The idea is illustrated in Figure 1 (2)-(4), with a toy dataset of three sentence pairs, S_1, S_2, S_3 in (1). To improve news MT (green in (2)), we compute for each sentence pair its amount of relevance to the news-domain task, as signaled by the height of the green bars. The news-domain curriculum orders examples in increasing order of relevance to news and forms mini-batches that gradually concentrate more on news examples. This results in a final model good at translating news. This can be done also for the subtitle domain task (3) and the quality task (4). Although the news curriculum provides optimized accuracy in news translation, attributed to the news data order, it may be sub-optimal for translating subtitles.²

In this paper, we generalize single-task curriculum learning to the multitask scenario – Our goal

¹ We refer specifically to multiple training tasks (by different data distributions), not tasks by network modeling.

² The quality task aims at model generalization across test sets, but does not guarantee further optimized performance on a particular test case.

is to learn a curriculum such that an NMT model trained with it performs well on all tasks simultaneously. To this end, we need to answer the following questions:

- Q1 How to measure multitask relevance for an instance?
- Q2 How to learn to use the relevance scores for multiple tasks?
- Q3 What properties should the multitask curriculum possess to help alleviate catastrophic forgetting (Goodfellow et al., 2014) due to distribution interference among multiple data distributions?

In figure 1, when we try to mix the constituent curricula (2) (3) and (4) into (5), deciding the order becomes harder. S_1 has better news-domain relevance and higher quality but lower subtitle-domain relevance than S_2 . Without knowing the end impact, it is uncertain which curriculum order is the best.

We resolve this uncertainty by a curriculum-optimization method guided by the end NMT training performance. It computes multiple task relevance scores to example and uses Bayesian optimization to learn the weighting that optimizes end-task performance. It uses short fine-tuning trial episodes to be efficient in learning. We experiment with three tasks, two domain tasks and the general quality task, and demonstrate that a model trained on it can simultaneously reach the peak performance of specialized, single-task curriculum in all tasks. We find that the method dynamically re-samples the data during training and schedules “cross-task friendly” instances towards later training.

2 Related Work

Research most relevant to our work is data selection for machine translation (MT). In MT, data selection selects out of a background parallel corpus the portion most relevant to a targeted task (like domain). Most previous work has focused on a single targeted task. It is known, especially for NMT, that optimizing one domain may hurt another (van der Wees et al., 2017; Britz et al., 2017), a phenomena usually discussed in the context of catastrophic forgetting (Goodfellow et al., 2014).

Existing research provides relevant answers to question Q1. A scoring function is usually used

by a data selection method, to measure the relevance of an example to a task. The scores are then used for ranking or sampling examples. Cross entropy difference (CED) (Moore and Lewis, 2010) between two language models (LM), one general and one in-domain, is an effective scoring function for selecting domain LM data and later generalized to select parallel data, e.g., (van der Wees et al., 2017; Axelrod et al., 2011).

Computing data selection score using (small) NMT models can both discern data noise and enable efficient training. (Wang et al., 2018b) generalize the NLM-based CED using a noisy NMT model trained on noisy data and a clean NMT model as a denoising scoring function. (Junczys-Dowmunt, 2018) uses cross entropy consistency between two models in reverse directions as data noise signal. Zhang et al. (2017) improve training efficiency by assigning higher weights to training examples of lower perplexities under the model of previous epoch. Wang et al. (2018a) achieve efficient NMT training by using NMT models over adjacent epochs. (Wang et al., 2019) show that clean data selected by an NMT-based scoring function significantly improves the translation accuracy of a small-capacity model, another type of training efficiency. Other alternatives (Chen and Huang, 2016; Chen et al., 2016; Wang et al., 2017) also show effectiveness. This aspect of data selection is one of the keys that empower our method to produce a data selection simultaneously good for multiple tasks.

Dynamic training sample scheduling is critical for NMT domain adaptation and overall quality, and is tightly related to curriculum learning (CL) (Bengio et al., 2009), which has been used in NMT to achieve further improvement on top of static data selection. van der Wees et al. (2017) introduces a gradually-refining dynamic data schedule. Sajjad et al. (2017) uses model stacking for domain adaptation. Wang et al. (2018b) define noise level of instances and introduce a denoising curriculum. Kumar et al. (2019) use reinforcement learning to learn a denoising curriculum based on noise level of examples. Zhang et al. (2018) explore CL in general for NMT and observe faster training convergence. Zhang et al. (2019) use CL to adapt generic NMT models to a specific domain. Platanios et al. (2019) propose a CL framework to simplify and speed up training and achieve better results; a nice study in sampling sched-

ules was carried out. (Wang et al., 2019) use co-curricular learning to combine domain-data selection and clean-data selection.

Data mixing is explored in previous work. Britz et al. (2017) studies mixing data for multi-domains. The methods learn domain-discerning (or -invariant) network representation using a domain discriminator to do well on constituent domains. Wang et al. (2017) weigh instances and reflect weighting in training loss. These work requires domain labels available in data and focuses mainly on in-domain testsets. Our work infers domain labels in training data and combines different dynamic curricula, rather than flat data streams. Farajian et al. (2017) study multi-domain NMT through on-the-fly NMT adaptation. We share a similar goal and both do *not* assume domain labels in training data. We differ in use scenario, where their work does on-the-fly domain adaptation per-sentence. In our work, we additionally take advance of data order (curriculum learning); we consider domains as well as general translation quality.

Our work is directly inspired by (Tsvetkov et al., 2016), which learns to weigh and combine instance-level features in order to form a curriculum to optimize an end-to-end, embedding learning task through Bayesian Optimization. Here, we use it for NMT, considering data relevance as features, to learn a multitask curriculum. We need to address scalability as NMT training is much more expensive. A similar idea (Ruder and Plank, 2017) is used to learn a data selection to improve non-NMT tasks.

The problem we study is connected to the more general multi-objective optimization problem. Duh (2018) uses Bandit learning for hyperparameter tuning (e.g., number of network layers) for NMT.

3 Curriculum Learning

In curriculum learning (Bengio et al., 2009), a curriculum, \mathcal{C} , is a sequence of training criteria over training steps. A training criterion, $Q_t(y|x)$, at step t is associated with a set of weights, $W_t(x, y)$, over training sentence pairs (x, y) in a parallel dataset D , where y is the translation for x . $Q_t(y|x)$ is a re-weighting of the training distribution $P(y|x)$:

$$Q_t(y|x) \propto W_t(x, y)P(y|x), \quad \forall (x, y) \in D \quad (1)$$

Hence, for a training with T maximum steps, \mathcal{C} is a sequence:

$$\mathcal{C} = \langle Q_1, \dots, Q_t, \dots, Q_T \rangle \quad (2)$$

In NMT, these data configurations are usually sequenced with the help of a scoring function, $\phi(x, y)$, that measures how relevant a sentence pair (x, y) is to the task (or domain) in question.

At step t , an online learner randomly samples a data batch from Q_t to train the model at previous step on it, resulting in a model, m_t . The initial model, m_0 , is trained on a randomly sampled data batch from the un-weighted, original data. Therefore, \mathcal{C} corresponds to a sequence of models,

$$\mathcal{M} = \langle m_1, \dots, m_t, \dots, m_f \rangle. \quad (3)$$

m_f is the final model that the training has been optimizing towards. Intermediate models, m_t , are ordered in increasing resemblance to m_f . In essence, curriculum learning generalizes the popular fine-tuning idea into a series of fine-tunings of the entire training. A performance metric $\mathcal{P}(\mathcal{C}, m_f)$ is used to evaluate the performance of m_f on a development set or a test set, after training on \mathcal{C} .

Mini-batch sampling is important for curriculum learning. In NMT, several alternatives have been introduced to evolve the training criteria Q_t over time (Zhang et al., 2018; Wang et al., 2018b; van der Wees et al., 2017; Kocmi and Bojar, 2017; Platanios et al., 2019). In these curricula, earlier models are exposed to a diversity of examples and later models progressively learn on data subsets more relevant to the final task.

We use Figure 1 (2), the news example order, as an example to show the curriculum implementation we are using in the paper. Based on a scoring function, we know S_1 is most news in-domain, S_3 is least news in-domain and S_2 is in the middle. In the first step of curriculum learning, the learner randomly samples from all examples uniformly $\{1, 2, 3\}$ to train model m_0 into m_1 (uniform $W_t(x, y)$ in Eq. 2). Then we discard example S_3 because it is least news in-domain and then we have a subset $\{1, 2\}$ for the learner to uniformly sample from, producing model m_2 . Next, we filter example 2 because it is less in-domain in the subset and we have subset $\{1\}$ for the learner to sample from to move to model m_3 . Even though the sampling is uniform in each step, examples that are more relevant to news will be retained in the subset for longer time, getting reused more frequently.

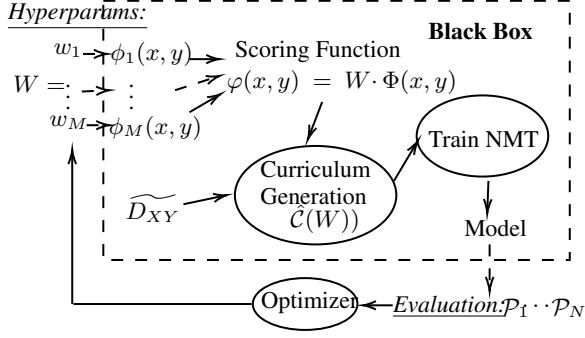


Figure 2: End-to-end learning a multitask curriculum

The example filtering can be controlled by a decaying pace function that decides how much (e.g., percentage) to filter at a certain training step (Platanios et al., 2019; Wang et al., 2019).

4 Problem Statement

Our problem setup tries to obtain a single curriculum that simultaneously delivers the peak performance of the individually optimized curricula. We have N curricula. Each curriculum, $\mathcal{C}^{(n)}$, $0 \leq n < N$, optimizes a final task (domain), $m_f^{(n)}$. A scoring function $\phi^{(n)}(x, y; \theta^{(n)}, m_f^{(n)})$ measures how useful a sentence pair is to one of the final tasks.

Each curriculum $\mathcal{C}^{(n)}$ is associated with a final task (domain) that has its own validation/test sets. Each domain also has a small amount of in-domain parallel data of trusted translation quality, in language pair $X \rightarrow Y$, and some amount of in-domain monolingual data. We also have a parallel training corpus, usually crawled from the web, diverse but possibly noisy. It can contain tens or hundreds of millions of sentence pairs or more.

Our goal is to construct a single curriculum, $\hat{\mathcal{C}}$, out of the parallel corpus to train an NMT model to simultaneously do well on the constituent tasks, i.e., reaching the performance of individually optimized constituent curricula. That is,

$$\mathcal{P}(\hat{\mathcal{C}}, m_f^{(n)}) \approx \mathcal{P}(\mathcal{C}^{(n)}, m_f^{(n)}), 0 \leq n < N. \quad (4)$$

We consider larger-scaled training data scenario to isolate the effect of regularization by adding more data.

5 Learning a Multitask Curriculum

5.1 General Idea

Suppose we have M NMT domain tasks. Each sentence pair in the training data would be useful

to these different domains to different degrees, respectively, as illustrated in the examples in Figure 1. Training an NMT model on an example that is measured relevant to domain A but negatively relevant to domain B may likely improve the domain-A test set but hurt domain B, a phenomena observed as catastrophic forgetting in previous research. Our idea is to select training examples that are simultaneously relevant/useful to all domains to the train the model. In curriculum learning context, we schedule such examples in late curriculum training but explore other examples in early curriculum training.

To that end, we compute task-relevance scores for each example and learn a combination of them as the scoring function. Each weighing choice results in a curriculum, which is evaluated by the end performance on multiple tasks. Our goal is to find the optimal weights that lead to the best end performance. We hope the right linear combination would yield a good data mixing effect. For the idea to be practical, each curriculum trial fine-tunes a warmed-up model for a small number of steps. The main idea of our approach is depicted in Figure 2.

Formally, for a sentence pair (x, y) , let $\phi_m(x, y) \in \mathbb{R}$ be the m -th feature that specifies how (x, y) is relevant to a task of interest. There are N tasks in total and each example has M features. M can be more than N , as we can use different methods to compute relevance to the same task. M can also be less than N as we can use a single multitask scoring function for multiple tasks. We represent these per-instance features using a vector $\Phi(x, y) = [\phi_0(x, y), \dots, \phi_{M-1}(x, y)]$. So $\Phi(x, y)$ is the vector of all features of all tasks, each feature being for a task. With a weight vector $W = [w_0, \dots, w_{M-1}]$, we compute an aggregated score per instance:

$$\varphi(x, y) = W \cdot \Phi(x, y) \quad (5)$$

We then generate a curriculum, $\mathcal{C}(W)$, by “sorting” data \tilde{D} according to $\varphi(x, y)$. We learn the optimal weights W^* that maximize the end-performance metric:

$$W^* = \arg \max_W \mathcal{P}(\hat{\mathcal{C}}(W); m_f^{(0)}, \dots, m_f^{(N)}) \quad (6)$$

We simply define the multitask end-performance metric by mixing the per-task validation sets according to some pre-defined mixing/duplication factors.

5.2 Curriculum Mini-Batching

We score offline all examples in the background parallel corpus, using the scoring function (e.g., $\varphi(x, y)$ in Eq.5), so each example has a score for the purpose of scheduling data. Based on the scores of examples in the entire dataset, we compute offline, for each instance, its “top-percentage rank”. For example, if the percentage rank of an instance is 20%, it means 80% percent of data are scored lower; and roughly 20% examples are scored higher. The smaller/more-tightened the rank is, the more useful the example is to the end performance. Rank can be computed either globally or per data shard.

During curriculum training, we introduce an exponentially decaying function, $\lambda(t) = 0.5^{t/H}$,³ ($0 < \lambda \leq 1$), so that, at step t , the data feed would filter any example whose percentage rank is bigger/looser than $\lambda(t)$. As training progresses, $\lambda(t)$ becomes stricter and thus the filtering becomes more tightened. The survived examples are used to form the actual data batches to fed to the NMT learner for training, just like in normal NMT training. This is how we implement a curriculum in experiments.

5.3 Black-Box Optimization

Eq. 6 is an optimization problem, where no assumptions are made regarding the form of $\mathcal{P}(\hat{\mathcal{C}}(W); m_f^{(n)})$. Derivative-free optimization methods are suitable for this problem. We could consider grid search, but that won’t scale and may require lots of training episodes, each being an expensive NMT training. We consider Bayesian optimization (Shahriari et al., 2016), due to its ability to optimize expensive black-box derivative-free functions.

Bayesian optimization consists of two main components: a Bayesian statistical model (called the surrogate model) for modeling/approximating the objective function (\mathcal{P} term in Eq. 6), and an acquisition function for deciding where to sample next. The surrogate model enables us to efficiently evaluate the impact of a set of weights, W , without running the actual NMT training. It uses the Gaussian process (GP) priors over functions that express assumptions about the \mathcal{P} . The acquisition function determines what point in the search space should be evaluated next via a proxy optimization.

³ where H is a hyper-parameter controlling how fast the function is annealing, just like the exponential learning rate.

In general, the acquisition function depends on the previous points, as well as the GP hyper-parameters. We use the Expected Improvement (EI) criterion (Srinivas et al., 2010) as the choice of acquisition function, as it has been shown to be better-behaved than probability of improvement, but unlike the method of GP upper confidence bounds (GP-UCB), it does not require its own tuning parameter. Algorithm 1 depicts how Bayesian optimization works in our setup.

Algorithm 1: Bayesian optimization

```

1:  $\mathcal{W}_0 = \{\}$ ;
2:  $W_0 = \text{random}$ ;
3:  $\sigma_0 = \text{GP}$ ; # surrogate model
4:  $\alpha = \text{EI}$ ; # acquisition function
5:  $t = 1$ ;
6: while  $t < T$  do
7:   Predict  $W_t$  by maximizing  $\alpha(W_{t-1}; \sigma_{t-1}, \mathcal{W})$ ;
8:   Compute  $\mathcal{P}(\hat{\mathcal{C}}(W); m_f^{(n)})$ ;
9:    $\mathcal{W}_t = \mathcal{W}_{t-1} \cup \{W_t\}$ ;
10:  Estimate  $\sigma_t$  using  $\mathcal{W}$ ;
11:   $t = t + 1$ ;
12: end while
13: return  $W \in \mathcal{W}$  that has best  $\mathcal{P}$ .
```

5.4 Features

We introduce sentence-level features to signal the relevance of a sentence pair to each respective task.

NLM domain relevance features (d_N, d_T) . We use cross-entropy difference (Moore and Lewis, 2010) to measure how relevant a sentence is to a domain:

$$d(x) = \frac{\log P_{\text{domain}}(x) - \log P_{\text{general}}(x)}{|x|} \quad (7)$$

$P_{\text{general}}(x)$ is a neural language model (NLM) trained on one half of the background parallel data, and $P_{\text{domain}}(x)$ is obtained by fine-tuning $P_{\text{general}}(x)$ with some in-domain monolingual data. In principle, we can follow (Axelrod et al., 2011) to compute a cross-lingual version, but we choose to consider only one side for simplicity. We train two domain relevance features: d_N , which uses news monolingual data to produce the domain NLM $P_{\text{domain}}(x)$, and d_T , which uses the TED subtitle monolingual data to produce the in-domain NLM.

NMT quality features (q_N, q_T) compute quality relevance (domain and noise level simultaneously)

using cross-entropy difference between noisy vs. clean-in-domain NMT models.

$$q(x, y) = \frac{\log P_{\text{clean}}(y|x) - \log P_{\text{noisy}}(y|x)}{|y|} \quad (8)$$

where the noisy model is trained on the background parallel data and the clean model is trained by fine-tuning the noisy model on a small amount of parallel data in trusted quality. This feature is shown able to discern noise, but when the trusted data is in-domain, the feature discerns domain as well (Wang et al., 2019). We use different in-domain trusted parallel datasets to fine-tune the (shared) noisy model to get the respective clean-in-domain models. There is one feature per task: q_N for news and q_T for TED.

Multitask NMT relevance feature combines above q_N , q_T into a single pair of NMT models, by fine-tuning the shared noisy model on in-domain parallel data that mixes several domains. There is a single feature for all tasks.

Cross-lingual embedding similarity feature (emb) computes the cosine similarity of a sentence pair in a cross-lingual embedding space. The embedding model is trained to produce similar representations exclusively for true bilingual sentence pairs, following Yang et al. (2019).

BERT quality feature (BERT) represents quality scores from a fine-tuned BERT model (Devlin et al., 2018). We fine-tune a pre-trained BERT model⁴ on a supervised dataset with positive and negative translation pairs.

The NMT quality feature can additionally de-noise compared to the NLM domain feature (Wang et al., 2018b). The NMT quality feature may additionally capture the data distribution shift compared to BERT and emb.

6 Experiments

6.1 Setup

We experiment with two English→French training datasets: the noisy Paracrawl data⁵ (about 300 million sentence pairs) and the cleaner WMT14 training data (about 40 million pairs). We adopt sentence-piece model and apply open-source implementation (Kudo, 2018) to segment training

data into sub-word units with a source-target shared 32000 sub-word vocabulary.

We experiment with three tasks: news domain, TED subtitle domain and general translation quality. For the news domain, we use the WMT14 news testset (**N14**) as testset, WMT10-11 as the trusted data (to q_N), WMT12-13 as the validation set for early stopping (Prechelt, 1997). For the TED subtitle domain, we use the IWSLT15 testset (**T15**) for testing, its training data (22k pairs) as in-domain, trusted parallel training data, and the IWSLT14 testset for validation. To measure general translation quality, we additionally introduce a patent testset (**PA**) (2000 sentences)⁶, and the WMT15 news discussion testset (**D15**) so that the quality task is measured over all four testsets.

For domain features d_T and d_N , we use the English half of the parallel data (Paracrawl and WMT, respectively) to train the background, general-domain NLMs. For d_T , we use the English side of the IWSLT15 parallel training data as in-domain monolingual data, to fine-tune the general-domain NLMs. For d_N , the 28 million English sentences from WMT14 are used as the in-domain monolingual corpus to fine-tune the general-domain NLMs.

For the multitask NMT relevance feature, to fine-tune the noisy model to produce the clean-in-domain model in Eq. 8, we employ a sampling ratio when mixing the news in-domain trusted data and subtitle in-domain trusted data. We manually tried several ratios and chose 0.9 (subtitle) vs. 0.1 (news) empirically. While heuristic, this serves the purpose for comparison in later Section 6.3.

We use RNN-based NMT that is similar to (Wu et al., 2016) to train models, but with the Adam optimizer. The batch size is roughly 10k averaged over 8 length-buckets (with synchronous training). Model parameterization for NLM/NMT features uses 512 dimensions by 3 layers – NLM shares the same architecture as NMT by using dummy source sentences following (Sennrich et al., 2016). Final models are of 1024 dimensions by 8 layers. Training on WMT data additionally uses dropout probability 0.2. We compute truecased, detokenized BLEU using `mteval-v14.pl`. We train models for 55k maximum number of steps.

The curriculum optimization launches 30 trial episodes. It spends 25 episodes in exploration and the last 5 in exploitation. Each episode runs for

⁴We uses the public cased 12 layers multilingual model: `multi_cased_L-12_H-768_A-12`

⁵<https://paracrawl.eu>

⁶ Randomly sampled from www.epo.org

2k steps⁷ (about 4 hours on 32 P100 GPUs) by fine-tuning a warmed-up model. The curriculum schedule decays from 1.0 and plateaus at 0.2. We simply and heuristically set a range of [0.0, 1.0] for all feature weights.

The training of the cross-lingual embedding model follows a similar setup as Yang et al. (2019). The sentence encoder has a shared 200k token multilingual vocabulary with 10k OOV buckets. For each token, we also extract character n-grams ($n = [3, 6]$) hashed to 200k buckets. Word token items and character n-gram items are mapped to 320 dim. character embeddings. Word and character n-gram representations are summed together to produce the final input token representation. The encoder is a 3-layer transformer (Vaswani et al., 2017) with hidden size of 512, filter size of 2048, and 8 attention heads. We train for 40M steps using an SGD optimizer with batch size K=100 and learning rate 0.003. During training, the word and character embeddings are scaled by a gradient multiplier of 25 (Chidambaram et al., 2018).

To compute the BERT quality feature, we sample positive pairs from the same data set to train the cross-lingual embedding model, and the negatives are generated using the cross-lingual embedding model. We first encode all French sentences into the embedding space. Then for each English sentence, we compute the top K (K=10) nearest neighbors in the embedding space, excluding the true translation. We pick the nearest neighbor to form a hard negative pair with the English sentence, and a random neighbor to form another negative pair. Thus the positive and negative ratio is 1:2. We sampled 600k positive pairs, so it produces 1.8M pairs in total.

6.2 Baselines and Per-Task Oracles

We use each feature (Section 5.4) alone to generate a curriculum and train a system on it. They serve as either (single-task) baselines, or per-task “oracle” models.

- Baselines:

1. C_R : (R)andom curriculum, that randomly samples data batches.

⁷ 2k is empirically chosen to be practical. Our method uses a bunch of fine-tuning trials. NMT training can be expensive so we don’t want to tune for many steps. NMT is very adaptive on domain data, so each trial does not need many steps. We found no significant difference with 1k, 2k, 6k.

Curriculum	N14	T15	PA	D15
(P)Paracrawl				
P1: C_R	32.3	35.6	29.9	30.3
P2: C_{d_N}	33.7	36.1	32.7	32.5
P3: C_{d_T}	33.7	36.2	30.2	32.4
P4: C_{BERT}	35.5	37.3	47.9	34.9
P5: C_{q_N}	35.5	37.1	47.8	34.9
P6: C_{q_T}	34.3	38.3	46.7	34.8
PO: Per-task oracle	35.5	38.3	47.9	34.9
(W)MT				
W1: C_R	35.9	37.8	45.7	34.5
W2: C_{d_N}	36.2	38.0	39.2	35.1
W3: C_{d_T}	36.0	38.4	43.1	36.0
W4: C_{BERT}	36.2	37.7	46.0	35.9
W5: C_{q_N}	36.4	38.0	46.0	35.3
W6: C_{q_T}	36.4	38.7	45.1	36.1
WO: Per-task oracle	36.4	38.7	46.0	36.1

Table 1: English→French baseline and per-task “Oracle” BLEU scores, over multiple test sets, trained on Paracrawl data and WMT14 data, respectively. **N14**: WMT14 newstest. **D15**: WMT news discussion 15 test. **PA**: patent testset. **T15**: IWSLT (TED) 15 testset. Bold color marks the best BLEU per testset.

2. Single-task curricula: Individual curricula each generated per single feature. C_{d_T} : uses TED domain feature (d_T). C_{d_N} : uses news domain feature (d_N).

- Per-task Oracles:

3. C_{q_T} : uses TED NMT quality feature (q_T).
4. C_{q_N} : uses news NMT quality feature (q_N).
5. C_{BERT} : uses the BERT quality feature.

The “oracle” systems use task-specific optimization and are meant to provide an upper performance reference for each task. We abuse the term “oracle” here as a learned multitask curriculum may outperform any of them. All these systems are built by retraining from scratch on the respective curriculum.

Table 1 shows their BLEU scores. Bold color marks the best BLEU across all curricula for a test-set. We put these best scores in the PO/WO rows for look-up convenience. The results show that the per-task oracle scores are achieved by one of C_{BERT} (P4/W4), C_{q_N} (P5/W5) and C_{q_T} (P6/W6). Overall, C_{BERT} performs well, but loses on T15 by 1 BLEU point compared to C_{q_T} – The latter captures the subtitle distribution shift. Using curriculum learning is better than no curriculum learning, by up to 2 BLEU or more on the noisy Paracrawl (P1 vs. PO), or 0.5 BLEU on the cleaner WMT data (W1 vs. WO).

Curriculum	N14	T15	PA	D15
P7: Multitask ($d_N + d_T + q_N + q_T$)	35.3 -0.2	38.1 -0.2	47.1 -0.8	35.5 +0.6
P8: Multitask (P7+BERT+emb)	35.7 +0.2	38.1 -0.2	48.4 +0.5	35.7 +0.8
W7: Multitask ($d_N + d_T + q_N + q_T$)	37.1 +0.7	38.9 +0.2	46.6 +0.6	36.1 0.0
W8: Multitask (W7+BERT+emb)	37.4 +1.0	38.7 0.0	46.2 +0.2	36.1 0.0

Table 2: BLEU scores of learned multitask curriculum. A score in *italics* represents the distance of the BLEU score above it to the per-task oracle (PO/VO in Table 1) on the corresponding testset.

6.3 Multitask Curriculum Learning

BLEU scores Table 2 shows the BLEU scores of the learned multitask curriculum. P7 vs. P1: The multitask curriculum brings more than 2.5 BLEU points improvement over no curriculum learning, across all test sets. P7 vs. PO: The multitask curriculum with 4 features (P7) generated on Paracrawl performs closely to the per-task oracles (PO in Table 1): -0.2 on N14 and T15, +0.5 BLEU on D15, but -0.8 BLEU on PA (though both BLEUs are high). The multitask curriculum (W7) learned on the WMT data brings solid BLEU improvements over no curriculum learning (W7 vs. W1) and matches (or is even slightly better than) the per-task oracle (WO): +0.7 BLEU on N14, +0.2 BLEU on T15, +0.6 BLEU on PA and same on D15. P8/W8 achieve slight gains on N14 by considering features BERT and emb. Here, the validation set has 50% as news sentences and 50% as subtitle sentences.

Since BERT and emb use external resources, we separately examine their impact in P8 and W8, on top of P7 and W7. Table 2 shows that they yield slight but overall positive impact.

We would like to note the strength of the WMT baseline (W1). Its N14 BLEU is 35.9, detokenized, truecased. It corresponds to 39.2 when BLEU computation is done on tokenized hypotheses and references with `multi-bleu.perl`, which matches the same score in (Wu et al., 2016). This is a strong baseline with a standard LSTM RNN.

The learned weights Figure 3 shows that our method learns to adjust weights for the underlying training data. Paracrawl data (blue) is noisy so the NLM domain features are almost zero. WMT data is cleaner and all domain features get non-zero weights, with the quality feature weighed higher,

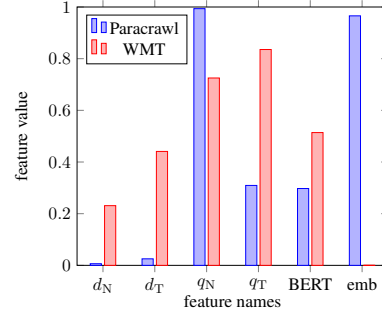


Figure 3: Multitask-curriculum optimization learns to weigh features, adaptively on Paracrawl and WMT, respectively. d_N : news domain feature; d_T : subtitle domain feature; q_N : news quality feature; q_T : subtitle quality feature; BERT: BERT quality feature; emb: cross-lingual embedding similarity feature. See Section 5.4 for details.

Validation Mixing Ratio	N14	IWSLT15	PA	D15
P9: 1.0:0	35.1	37.8	47.4	35.2
P10: 0.8:0.2	35.1	38.2	47.8	35.4
P11: 0.5:0.5	35.3	38.1	47.1	35.5
P12: 0:1.0	34.6	38.1	47.1	35.3
W9: 1.0:0	37.1	38.5	46.5	35.9
W10: 0.8:0.2	37.0	38.6	46.4	35.6
W11: 0.5:0.5	37.1	38.9	46.6	36.1
W12: 0:1.0	36.9	38.7	46.5	35.9

Table 3: Guiding curriculum learning by mix of validation sets.

perhaps due to their additional denoising capability. It is interesting that ‘emb’ is zero but ‘BERT’ is promoted for WMT; while they both seem to be promoted for Paracrawl.

Guiding learning by validation set mixing The optimization minimizes model perplexity on the validation set. We mix sentences in domains of interest into the validation set to explicitly tell the process to optimize towards them, by tuning their relevance. Table 3 shows that mixing validation sets from different tasks does affect the per-task BLEUs. Ratios correspond to the news-subtitle mixing in the validation set. For example, on Paracrawl, when news sentences are absent from the validation set, N14 drops by 0.2 (W11 vs W12) or 0.7 (P11 vs P12) BLEU.

Per-task relevance scores vs. multitask scores

One potential issue with per-task relevance is that task relevance scores of the same type are not shared and linear weighting may not capture feature dependency. For example, we need two NMT quality features if there are two tasks. We can train a single multitask scoring model for the different

Relevance Scoring	N14	T15	PA	D15
P13: per-task	35.3	38.1	47.1	35.5
P14: multitask	35.2	38.6	46.9	35.8

Table 4: Multitask scoring performs similarly to weighing multiple per-task scores.

Relevance Scoring	N14	T15	PA	D15
P1: C_R	32.3	35.6	29.9	30.3
P7: Sort Data	35.3	38.1	47.1	35.5
P15: Weigh Loss	34.2	37.8	39.4	32.6
W1: C_R	35.9	37.8	45.7	34.5
W7: Sort Data	37.1	38.9	46.6	36.1
W15: Weigh Loss	36.6	37.6	45.8	35.3

Table 5: Sorting data into a curriculum with learned weights works better than weighing per-sentence cross-entropy loss in training objective.

tasks. Table 4 shows that training such a single, multitask NMT feature performs similarly to training multiple single-task features.

Weighing loss vs. sorting data With the learned weights, we compute a weight for each example to form a curriculum. Alternatively, we could weight the cross-entropy loss for that sentence. Table 5 shows that weighing per-sentence loss (P15/W15) yields improvement over the baseline (P1/W1) but it performs worse than the multitask curriculum (P7/W7), confirming findings by van der Wees et al. (2017); Wang et al. (2017).

Fine-tuning on in-domain parallel data We have used trusted news and subtitle parallel data to compute C_{q_N} and C_{q_T} , respectively. Table 6 shows that the multitask curriculum achieves further gain than baseline even after both are fine-tuned.

6.4 Dynamic Data Sampling

Figure 4 shows that the multitask curriculum learns to schedule examples by dynamically adjusting quality and relevance to tasks as training progresses. We randomly sample 2000 sentence pairs from the WMT data. Following (Wang et al., 2018b), we annotate each sentence pair with 0 (nonsense) - 4 (perfect) quality scale. We compute the NMT quality relevance score per sentence pair and rank them based on the learned combined score. We draw Figure 4 by simulating the online data scheduling. From right to left (x-axis), we tighten the selection, and the average rating/relevance of selected examples both increase. It also shows the baseline data (rightmost position)

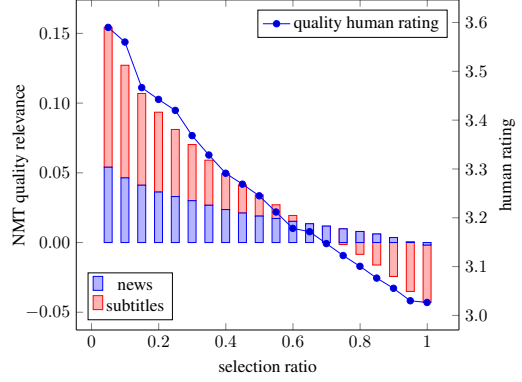


Figure 4: The learned multitask curriculum schedules examples by dynamically adjusting quality and relevance to tasks as the selection ratio is tightened in the training progress. Quality (right y-axis) ranges from 0 (nonsense) to 4 (perfect).

Models	N14	T15	PA	D15
P16: P1 + FT_N	34.7	37.1	41.3	32.7
P17: P1 + FT_T	34.4	38.7	45.5	34.6
P18: P7 + $FT_{N0.1T0.9}$	35.6	39.6	46.5	35.3
W16: W1 + FT_N	37.0	37.3	46.5	34.6
W17: W1 + FT_T	36.8	38.9	44.8	36.5
W18: W7 + $FT_{N0.1T0.9}$	37.4	39.6	45.7	36.4

Table 6: The learned multitask curriculum may bring further improvements on top of fine-tuning with in-domain parallel data. FT_N : fine-tuning on news trusted parallel data; FT_T : fine-tuning on TED subtitle trusted data; $FT_{N0.1T0.9}$ on both trusted data with 0.1 : 0.9 mixing.

does not have much subtitle/news data. Training gradually increases relevance to them with different increasing speed. This is determined by the optimization on the end performance.

6.5 Data Regularization

Figure 5 shows that the learned multitask curriculum tends to schedule more “regular” data in later curriculum. To draw it, we produce the per-word loss for the 2000 WMT random sample using an NMT model, sort the sentences by their curriculum order and compute the mean per-word loss and standard deviation (SD) for data selection at different selection ratios (x-axis). As shown, the mean becomes smaller and the SD becomes narrower – The curriculum schedules “easier-to-learn” (low loss) and “regular” (low SD) examples as training progresses, which does not necessarily bias towards the easiest examples: as Section 6.4 shows, later curriculum promote task relevance.

7 Conclusion and Future Work

Existing curriculum learning research in NMT mostly focuses on a single final task and con-

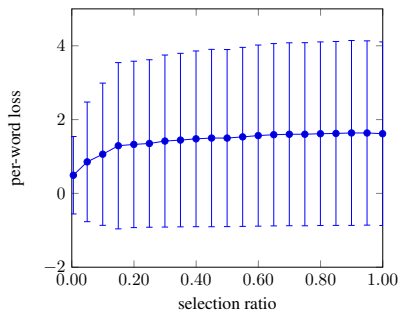


Figure 5: The learned multitask curriculum tends to regularize data when selection is tightened up (from right to left (x-axis)) at later multitask curriculum training. Dots refer to the averaged per-word loss in selected sample. Bars are standard deviation of per-word loss.

siders only an in-task example selection scheme. This paper generalizes them to multiple final tasks. We present a method to learn a multitask curriculum on a single, diverse, potentially noisy training dataset. It computes multiple task relevance scores for each example and uses Bayesian optimization to learn their weighting by optimizing end performance. Experiments with three tasks demonstrate that a model trained on it can simultaneously deliver results close to specialized, single-task curricula in all tasks. We find that the method dynamically re-samples and regularizes data in training. In future, we’d like to examine non-linear feature weighting and multilingual curricula with this method, treating each language as a “domain”.

Acknowledgments

The authors would like to thank Yuan Cao for his suggestions on an earlier draft.

References

- Amittai Axelrod, Xiaodong He, and Jianfeng Gao. 2011. Domain adaptation via pseudo in-domain data selection. In *Proceedings of the 2011 Conference on Empirical Methods in Natural Language Processing*, pages 355–362.
- Yoshua Bengio, Jérôme Louradour, Ronan Collobert, and Jason Weston. 2009. Curriculum learning. In *Proceedings of the 26th International Conference on Machine Learning*, page 8696, Montreal, Canada.
- Denny Britz, Quoc Le, and Reid Pryzant. 2017. [Effective domain mixing for neural machine translation](#). In *Proceedings of the Second Conference on Machine Translation*, pages 118–126. Association for Computational Linguistics.
- Boxing Chen and Fei Huang. 2016. Semi-supervised convolutional networks for translation adaptation with tiny amount of in-domain data. In *Proceedings of the 20th SIGNLL Conference on Computational Natural Language Learning (CoNLL)*, pages 314–323.
- Boxing Chen, Roland Kuhn, George Foster, Colin Cherry, and Fei Huang. 2016. Bilingual methods for adaptive training data selection for machine translation. In *AMTA*.
- Muthuraman Chidambaram, Yinfei Yang, Daniel Cer, Steve Yuan, Yun-Hsuan Sung, Brian Strope, and Ray Kurzweil. 2018. [Learning cross-lingual sentence representations via a multi-task dual-encoder model](#). *CoRR*, abs/1810.12836.
- Jacob Devlin, Ming-Wei Chang, Kenton Lee, and Kristina Toutanova. 2018. Bert: Pre-training of deep bidirectional transformers for language understanding. *CoRR*, abs/1810.04805.
- Kevin Duh. 2018. Multi-objective hyperparameter search for fast and accurate neural machine translation - progress report. Technical report, Johns Hopkins University.
- M. Amin Farajian, Marco Turchi, Matteo Negri, and Marcello Federico. 2017. [Multi-domain neural machine translation through unsupervised adaptation](#). In *Proceedings of the Second Conference on Machine Translation*, pages 127–137, Copenhagen, Denmark. Association for Computational Linguistics.
- IJ Goodfellow, M Mirza, X Da, Aaron Courville, and Yoshua Bengio. 2014. [An Empirical Investigation of Catastrophic Forgetting in Gradient-Based Neural Networks](#). *TR arXiv:1312.6211v2*.
- Marcin Junczys-Dowmunt. 2018. [Dual conditional cross-entropy filtering of noisy parallel corpora](#). In *Proceedings of the Third Conference on Machine Translation, Volume 2: Shared Task Papers*, pages 901–908, Belgium, Brussels. Association for Computational Linguistics.
- Tom Kocmi and Ondřej Bojar. 2017. [Curriculum learning and minibatch bucketing in neural machine translation](#). In *Proceedings of the International Conference Recent Advances in Natural Language Processing, RANLP 2017*, pages 379–386. INCOMA Ltd.
- Taku Kudo. 2018. [Subword regularization: Improving neural network translation models with multiple subword candidates](#). In *Proceedings of the 56th Annual Meeting of the Association for Computational Linguistics (Volume 1: Long Papers)*, pages 66–75. Association for Computational Linguistics.
- Gaurav Kumar, George Foster, Colin Cherry, and Maxim Krikun. 2019. [Reinforcement learning based curriculum optimization for neural machine translation](#).

- Robert C. Moore and William Lewis. 2010. Intelligent selection of language model training data. In *Proceedings of the ACL 2010 Conference*, pages 220–224.
- Emmanouil Antonios Platanios, Otilia Stretcu, Graham Neubig, Barnabás Póczos, and Tom M. Mitchell. 2019. [Competence-based curriculum learning for neural machine translation](#). *CoRR*, abs/1903.09848.
- Lutz Prechelt. 1997. Automatic early stopping using cross validation: Quantifying the criteria. *Neural Networks*, 11:761–767.
- Sebastian Ruder and Barbara Plank. 2017. [Learning to select data for transfer learning with bayesian optimization](#). *CoRR*, abs/1707.05246.
- Hassan Sajjad, Nadir Durrani, Fahim Dalvi, Yonatan Belinkov, and Stephan Vogel. 2017. Neural machine translation training in a multi-domain scenario. *arXiv preprint arXiv:1708.08712v2*.
- Rico Sennrich, Barry Haddow, and Alexandra Birch. 2016. [Improving Neural Machine Translation Models with Monolingual Data](#). In *Proceedings of the 54th Annual Meeting of the Association for Computational Linguistics (Volume 1: Long Papers)*, pages 86–96, Berlin, Germany. Association for Computational Linguistics.
- Bobak Shahriari, Kevin Swersky, Ziyu Wang, Ryan P. Adams, and Nando de Freitas. 2016. Taking the human out of the loop: A review of bayesian optimization. *Proceedings of the IEEE*, 104:148–175.
- Niranjan Srinivas, Andreas Krause, Sham Kakade, and Matthias Seeger. 2010. [Gaussian process optimization in the bandit setting: No regret and experimental design](#). In *Proceedings of the 27th International Conference on International Conference on Machine Learning, ICML’10*, pages 1015–1022, USA. Omnipress.
- Yulia Tsvetkov, Manaal Faruqui, Wang Ling, Brian MacWhinney, and Chris Dyer. 2016. [Learning the curriculum with bayesian optimization for task-specific word representation learning](#). In *Proceedings of the 54th Annual Meeting of the Association for Computational Linguistics (Volume 1: Long Papers)*, pages 130–139, Berlin, Germany. Association for Computational Linguistics.
- Ashish Vaswani, Noam Shazeer, Niki Parmar, Jakob Uszkoreit, Llion Jones, Aidan N Gomez, Łukasz Kaiser, and Illia Polosukhin. 2017. [Attention is all you need](#). In I. Guyon, U. V. Luxburg, S. Bengio, H. Wallach, R. Fergus, S. Vishwanathan, and R. Garnett, editors, *Advances in Neural Information Processing Systems 30*, pages 5998–6008. Curran Associates, Inc.
- Rui Wang, Masao Utiyama, Lemao Liu, Kehai Chen, and Eiichiro Sumita. 2017. [Instance weighting for neural machine translation domain adaptation](#). In *Proceedings of the 2017 Conference on Empirical Methods in Natural Language Processing*, pages 1482–1488. Association for Computational Linguistics.
- Rui Wang, Masao Utiyama, and Eiichiro Sumita. 2018a. [Dynamic sentence sampling for efficient training of neural machine translation](#). In *Proceedings of the 56th Annual Meeting of the Association for Computational Linguistics (Volume 2: Short Papers)*, pages 298–304, Melbourne, Australia. Association for Computational Linguistics.
- Wei Wang, Isaac Caswell, and Ciprian Chelba. 2019. [Dynamically composing domain-data selection with clean-data selection by “co-curricular learning” for neural machine translation](#). In *Proceedings of the 57th Conference of the Association for Computational Linguistics*, pages 1282–1292, Florence, Italy. Association for Computational Linguistics.
- Wei Wang, Taro Watanabe, Macduff Hughes, Tetsuji Nakagawa, and Ciprian Chelba. 2018b. [Denoising neural machine translation training with trusted data and online data selection](#). In *Proceedings of the Third Conference on Machine Translation: Research Papers*, pages 133–143. Association for Computational Linguistics.
- Marlies van der Wees, Arianna Bisazza, and Christof Monz. 2017. Dynamic data selection for neural machine translation. In *Proceedings of the 2017 Conference on Empirical Methods in Natural Language Processing*, pages 1400–1410.
- Yonghui Wu, Mike Schuster, Zhifeng Chen, Quoc V Le, Mohammad Norouzi, Wolfgang Macherey, Maxim Krikun, Yuan Cao, Qin Gao, Klaus Macherey, Jeff Klingner, Apurva Shah, Melvin Johnson, Xiaobing Liu, Łukasz Kaiser, Stephan Gouws, Yoshikiyo Kato, Taku Kudo, Hideto Kazawa, Keith Stevens, George Kurian, Nishant Patil, Wei Wang, Cliff Young, Jason Smith, Jason Riesa, Alex Rudnick, Oriol Vinyals, Greg Corrado, Macduff Hughes, and Jeffrey Dean. 2016. Google’s neural machine translation system: Bridging the gap between human and machine translation. *arXiv preprint arXiv:1609.08144*.
- Yinfei Yang, Gustavo Hernández Ábrego, Steve Yuan, Mandy Guo, Qinlan Shen, Daniel Cer, Yun-Hsuan Sung, Brian Strope, and Ray Kurzweil. 2019. Improving multilingual sentence embedding using bi-directional dual encoder with additive margin softmax. *CoRR*, abs/1902.08564.
- Dakun Zhang, Jungi Kim, Josep Crego, and Jean Senellart. 2017. [Boosting neural machine translation](#). In *Proceedings of the Eighth International Joint Conference on Natural Language Processing (Volume 2: Short Papers)*, pages 271–276, Taipei, Taiwan. Asian Federation of Natural Language Processing.
- Xuan Zhang, Gaurav Kumar, Huda Khayrallah, Kenton Murray, Jeremy Gwinnup, Marianna J. Martindale, Paul McNamee, Kevin Duh, and Marine

Carpuat. 2018. An empirical exploration of curriculum learning for neural machine translation. *CoRR*, abs/1811.00739.

Xuan Zhang, Pamela Shapiro, Gaurav Kumar, Paul McNamee, Marine Carpuat, and Kevin Duh. 2019. Curriculum learning for domain adaptation in neural machine translation. In *2019 Annual Conference of the North American Chapter of the Association for Computational Linguistics*.