

BREADTH-FIRST SEARCH ON A RAMANUJAN GRAPH

JANKO BÖHM, MICHAEL JOSWIG, LARS KASTNER, AND ANDREW NEWMAN

ABSTRACT. The behavior of the randomized breadth-first search algorithm is analyzed on arbitrary regular and non-regular graphs. Our argument is based on the expander mixing lemma, which entails that the results are strongest for Ramanujan graphs, which asymptotically maximize the spectral gap. We compare our theoretical results with computational experiments on flip graphs of point configurations. The latter is relevant for enumerating triangulations.

1. INTRODUCTION

The breadth-first search algorithm is a basic procedure for visiting all nodes in a given finite graph. Since many collections of mathematical objects can be equipped with a graph structure, such methods are crucial for enumeration. In naturally arising scenarios a priori upper and lower bounds for the size of a collection to be enumerated may differ by several orders of magnitude. This makes it desirable to collect information early in the enumeration process in order to estimate when it will end. A first method of this kind is a random sampling algorithm for estimating the size of a tree by Hall and Knuth [11, 18]; this may be viewed as an approach to analyzing randomized depth-first search.

Naturally, estimating the size of a graph by a random process can only yield meaningful results if that graph is somehow “well connected”. While there are several concepts for measuring this, here we settle for expansion expressed in terms of spectral properties of the adjacency matrix; cf. [3, 14]. For a d -regular graph the largest eigenvalue is d , and the second largest (in absolute value), denoted λ , defines the *spectral gap* $d - \lambda$. Our first main result, Theorem 4, is a lower bound on the expected size of the queue during a randomized breadth-first search through an arbitrary regular graph. That lower bound becomes tighter the larger the spectral gap is, and the asymptotic optimum is marked by the regular Ramanujan graphs. The proof of Theorem 4 is based on the Expander Mixing Lemma. In Theorem 5 we use that result to also derive upper and lower bounds for the number of nodes of a regular graph from data obtained through randomized

2010 *Mathematics Subject Classification.* 05C81 (68R10, 52B55) .

Key words and phrases. graph expansion; spectral gap; flip-graphs of triangulations.

Research by J. Böhm on this work has been supported by Project II.5 of SFB-TRR 195: “Symbolic Tools in Mathematics and their Application” of Deutsche Forschungsgemeinschaft.

Research by M. Joswig is supported by Deutsche Forschungsgemeinschaft (EXC 2046: “MATH+”, SFB-TRR 109: “Discretization in Geometry and Dynamics”, SFB-TRR 195: “Symbolic Tools in Mathematics and their Application”, and GRK 2434: “Facets of Complexity”).

Research by L. Kastner is supported by Deutsche Forschungsgemeinschaft (SFB-TRR 195: “Symbolic Tools in Mathematics and their Application”).

Research by A. Newman is supported by Deutsche Forschungsgemeinschaft Graduiertenkolleg “Facets of Complexity” (GRK 2434).

breadth-first search. We experimentally check our estimates on a regular Ramanujan graph constructed by Lubotzky, Phillips and Sarnak [20].

Our motivation stems from enumerating triangulations of point sets in Euclidean space. Standard methods are based on traversing the flip graph of the point configuration, which has a node for each triangulation, and the edges correspond to local modifications known as flips (or Pachner moves). To estimate the number of triangulations from the input alone is next to impossible; see [9, §8.4] for what is known. We explore how our Theorems 4 and 5 can help. Again we do experiments, this time on the flip graphs of convex polygons, a topic intimately linked to the combinatorics of Catalan numbers. The exact spectral expansion of these graphs seems to be unknown. An explicit computation reveals that the flip graph of a k -gon is a regular Ramanujan graph for $k \leq 7$, whereas the spectral gap seems to vanish pretty quickly for higher values of k .

Flip graphs of polygons are regular, but most flip graphs are not. Hence we need to generalize our results to the non-regular setting. We follow the standard approach to study the spectral expansion of non-regular graphs via the normalized adjacency matrix; cf. [8]. Our main contribution here is a specific non-regular version of the Expander Mixing Lemma, which seems to be new. This allows to interpret Theorems 4 and 5 also in the non-regular setting.

We close the paper with one more experiment, on the quotient flip graph of the regular 4-cube. The “quotient” comes from looking at triangulations modulo the natural symmetry of the cube. The estimates resulting from Theorem 5 work surprisingly well, although the assumptions made in that result are not met by the quotient flip graph of the 4-cube. Finally, again for the quotient flip graph of the 4-cube, we compare our estimates with those obtained from the Hall–Knuth sampling procedure [11, 18].

2. EXPANSION OF REGULAR GRAPHS AND BREADTH-FIRST SEARCH

With a view toward applying a randomized breadth-first search to questions about enumerating triangulations, we first set out to understand randomized breadth-first search in a much more idealized setting. That is, we would like to understand the expected behavior of a randomized breadth-first search on an *expander graph*.

Expander graphs have been studied quite extensively, and we refer the reader to the survey of Hoory, Linial, and Wigderson [14] or to [3, Section 9.2] for an overview of many of their definitions and properties. Roughly speaking, for our purposes, an expander graph is a sparse graph on which a random walk mixes quickly. To make this precise in our setting, we will introduce Ramanujan graphs.

Let $G = (V, E)$ be an undirected graph with adjacency matrix A . The *eigenvalues* of G are defined to be the eigenvalues $\lambda_1, \dots, \lambda_n$ of A . Since A is a symmetric matrix its eigenvalues are real, so we may assume that $\lambda_1 \geq \lambda_2 \geq \dots \geq \lambda_n$. Moreover, if G is d -regular then $\lambda_1 = d$, and for all i we have $|\lambda_i| \leq d$. Let $\lambda(G) = \max\{|\lambda_2|, |\lambda_n|\} = \max\{|\lambda_i| \mid i = 2, \dots, n\}$. A *Ramanujan graph* G is d -regular graph with $\lambda(G) \leq 2\sqrt{d-1}$.

The reader familiar with expander graphs will not find this topic of the spectrum of a graph surprising at all. On the other hand, to those unfamiliar with expander graphs this definition of Ramanujan graphs may seem strange in light of the rough description of expander graphs in terms of random walks. The well-known Expander Mixing Lemma,

which likely first appeared in [2] provides one (of many) connections between these two notions. Moreover, the proof of our results will make extensive use of this lemma.

The results we state here for G a d -regular graph will be stated in terms of λ , which we take as a shorthand for $\lambda(G)$. Our results will be nontrivial whenever $\lambda < d$. It is standard that this occurs exactly when G is connected and not bipartite. However, our results yield the strongest consequences when $d - \lambda$ is as large as possible. That is in the case of Ramanujan graphs by a result of Alon [1, 23], where the threshold $2\sqrt{d-1}$ is explained as follows; see also Bilu and Linial [6].

Theorem 1 (Alon–Boppana Theorem [1]). *For every $d \geq 2$ and every $\tau > 0$, there are only finitely many d -regular graphs G with $\lambda \leq 2\sqrt{d-1} - \tau$.*

Before presenting our results, we give a precise statement of the Expander Mixing Lemma. We first define the notation $e(S, T)$ for a graph $G = (V, E)$ and $S, T \subseteq V$ to be the number of edges (s, t) in E where s is in S and t is in T . In particular, $e(S, T)$ counts edges with both endpoints in $S \cap T$ twice.

Theorem 2 (Expander Mixing Lemma). *Let $G = (V, E)$ be a d -regular graph on n vertices with $\lambda < d$. Then for any subsets S and T of V we have*

$$\left| e(S, T) - \frac{d|S||T|}{n} \right| \leq \lambda \cdot \sqrt{|S||T| \left(1 - \frac{|S|}{n}\right) \left(1 - \frac{|T|}{n}\right)} .$$

Here we are interested in the expected behavior of a randomized breadth-first search on a regular graph G . Toward stating and proving our results we recall the randomized breadth-first search algorithm and introduce the notation that we use.

The randomized breadth-first search algorithm takes a graph G as its input and throughout the algorithm we keep track of three sets of vertices which always partition the vertices of G . The sets are denoted by P , Q , and U and respectively refer to the processed vertices, queued vertices, and unvisited vertices. We initialize the algorithm with Q being a single (randomly selected) vertex of our n -vertex graph G , with P being empty, and with U being the remaining $n - 1$ vertices of G . At every step, we select a vertex v uniformly at random from Q and move it to P while adding all neighbors of v in U to Q . The algorithm terminates when Q is empty.

Occasionally we will use the variable $t \in \{0, 1, \dots, n\}$ to refer to an arbitrary step of the process and when convenient, U_t , P_t , Q_t refer to the sets U , P , and Q at step t , with $|P_0| = 0$, $|Q_0| = 1$ and $|U_0| = n - 1$. Note that $|P_t| = t$ for all $t \in \{0, 1, \dots, n\}$. We seek bounds on the expected size of Q_t as t varies from 0 to n . As our results hold for large n , it makes sense to consider the densities of U , P , and Q rather than their sizes. We set

$$(1) \quad \gamma := |Q|/n, \quad \delta := |P|/n, \quad \epsilon := |U|/n .$$

Thus, rather than fixing n and deriving upper and lower bound for $Q = Q_t$ as t varies from 0 to n , instead we derive upper and lower bounds for $\gamma \in [0, 1]$ in terms of $\delta \in [0, 1]$.

The first result is a *structural lower bound* on γ in terms of δ that derives from the Expander Mixing Lemma and the fact that there are never any edges from P to U . Note that this structural lower bound holds regardless of how we pick the next vertex in Q .

Proposition 3. *Let G , d , n , and $\lambda < d$ be as in the statement of the Expander Mixing Lemma. Further, let $t = \delta n$ be the number of steps completed by any breadth-first search on G . Then the density γ of the queue Q at step t satisfies*

$$\gamma \geq 1 - \delta - \frac{\lambda^2(1 - \delta)}{d^2\delta + \lambda^2(1 - \delta)} .$$

Proof. Let $Q = Q_t$, $P = P_t$, and $U = U_t$, and their densities γ , δ , and ϵ be as described above with $|P_t| = t = \delta n$. We observe that $\gamma + \delta + \epsilon = 1$, and so an upper bound on ϵ implies a lower bound on $\gamma + \delta$. Thus we will upper bound ϵ in terms of δ .

Observe that $e(P, U) = 0$. Indeed, during the entire process a vertex is only moved from Q to P once all of its neighbors have been found and added to Q . On the other hand by the Expander Mixing Lemma we obtain

$$e(P, U) \geq \frac{d\delta n \epsilon n}{n} - \lambda \sqrt{\delta n \epsilon n (1 - \delta) (1 - \epsilon)} .$$

Thus we have

$$0 \geq d\delta\epsilon - \lambda \sqrt{\delta(1 - \delta)\epsilon(1 - \epsilon)} .$$

Since $\delta, \epsilon \in [0, 1]$, it follows that ϵ is bounded as

$$\epsilon \leq \frac{\lambda^2(1 - \delta)}{d^2\delta + \lambda^2(1 - \delta)} .$$

The claim follows since $\gamma = 1 - \delta - \epsilon$. □

While Proposition 3 is a deterministic statement that does not require any assumption on the order in which the vertices are processed, we obtain the following improved lower bound by introducing randomness.

Theorem 4. *Let G , d , n , and $\lambda < d$ be as in the Expander Mixing Lemma. Further, let $t = \delta n$ be the number of steps completed by the randomized breadth-first search on G . Then the expected density γ of the queue Q at step t satisfies*

$$\mathbb{E}(\gamma) \geq 1 - \delta - \exp\left(- (d - \lambda) \left(1 + \frac{1}{d - 1}\right) \delta\right) .$$

Proof. As in the proof of Proposition 3, instead of γ we will consider the density ϵ of unvisited vertices at time t . With Q_t , P_t , U_t , γ , δ , ϵ as before we derive upper and lower bounds on ϵ as a function of δ . At any step t we have by the Expander Mixing Lemma that the number of edges between $Q_t \cup P_t$ and U_t satisfies

$$e(Q_t \cup P_t, U_t) \geq \frac{d|Q_t \cup P_t||U_t|}{n} - \lambda \cdot \sqrt{|Q_t \cup P_t||U_t| \left(1 - \frac{|Q_t \cup P_t|}{n}\right) \left(1 - \frac{|U_t|}{n}\right)} .$$

As there are no edges between P_t and U_t , this also serves as a lower bound for $e(Q_t, U_t)$. At step t , the expected number of vertices added to the queue at the next step equals

$$(2) \quad e(Q_t, U_t)/|Q_t| .$$

This expectation has the following lower bound

$$\begin{aligned} \frac{e(Q_t, U_t)}{|Q_t|} &\geq \frac{d|Q_t \cup P_t| |U_t|}{|Q_t| n} - \frac{\lambda}{n|Q_t|} \sqrt{|Q_t \cup P_t| |U_t| (n - |Q_t \cup P_t|) (n - |U_t|)} \\ &= \frac{d - \lambda}{n} |U_t| \left(1 + \frac{|P_t|}{|Q_t|} \right). \end{aligned}$$

Now $|Q_t|$ clearly satisfies the upper bound $|Q_t| \leq (d - 1)t = (d - 1)|P_t|$, thus we have

$$\frac{e(Q_t, U_t)}{|Q_t|} \geq \frac{d - \lambda}{n} |U_t| \left(1 + \frac{1}{d - 1} \right).$$

Therefore, the expected number of vertices removed from U_t at step $t + 1$ given the size of U_t is at least $\frac{d - \lambda}{n} |U_t| \left(1 + \frac{1}{d - 1} \right)$. Thus, we may bound $\mathbb{E}(|U_{t+1}|)$ from above as follows:

$$\begin{aligned} \mathbb{E}(|U_{t+1}|) &= \sum_{u=0}^n \mathbb{E}(|U_{t+1}| \mid |U_t| = u) \Pr(|U_t| = u) \\ &\leq \left(1 - \frac{d - \lambda}{n} \left(1 + \frac{1}{d - 1} \right) \right) \sum_{u=0}^n u \Pr(|U_t| = u) \\ &= \left(1 - \frac{d - \lambda}{n} \left(1 + \frac{1}{d - 1} \right) \right) \mathbb{E}(|U_t|). \end{aligned}$$

Now as U_0 is always the full graph minus a single vertex we have that

$$\begin{aligned} \mathbb{E}(|U_t|) &\leq \left(1 - \frac{d - \lambda}{n} \left(1 + \frac{1}{d - 1} \right) \right)^t (n - 1) \\ &\leq \exp \left(- (d - \lambda) \left(1 + \frac{1}{d - 1} \right) \frac{t}{n} \right) (n - 1). \end{aligned}$$

Thus we get

$$\mathbb{E}(\gamma) \geq 1 - \delta - \exp \left(- (d - \lambda) \left(1 + \frac{1}{d - 1} \right) \delta \right). \quad \square$$

If one wants to use (randomized) breadth-first search to estimate the size of a graph, the Expander Mixing Lemma may in some sense be reversed. We make this formal as follows. As in the Expander Mixing Lemma and in Theorem 4, the strongest results follow when the spectral gap $d - \lambda$ is as large as possible. That is, for a Ramanujan graph.

Theorem 5. *Let G , d , n , and $\lambda < d$ be as in the Expander Mixing Lemma. For a given step t in the randomized breadth-first search process, let P denote the vertices that have been processed by breadth-first search, Q denote the queue, W denote the visited vertices (that is, $W = Q \sqcup P$) and U denote the unvisited vertices. Then n satisfies*

$$\frac{(d - \lambda) \cdot |W|^2}{(d - \lambda) \cdot |W| - e(U, W)} \geq n \geq \frac{(d + \lambda) \cdot |W|^2}{(d + \lambda) \cdot |W| - e(U, W)}.$$

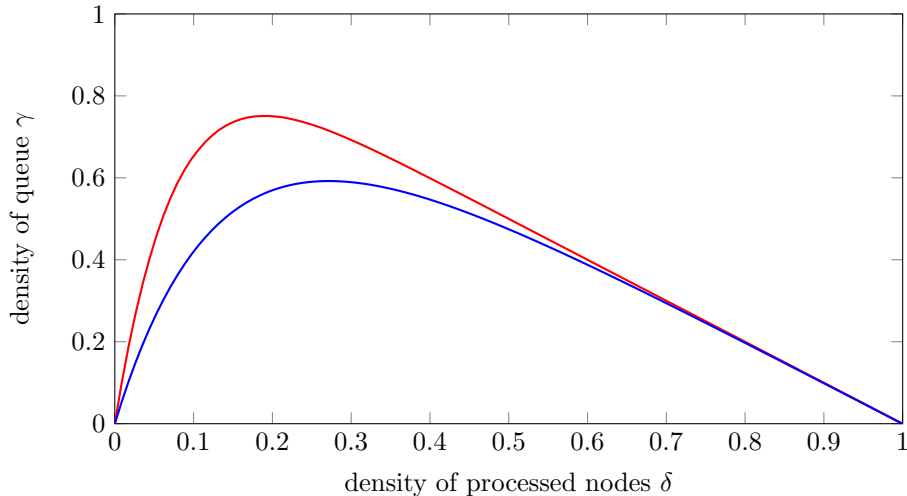


FIGURE 1. Lower bound on the expected queue size from Theorem 4 (blue) and a comparison to experimental data (red) for LPS(13, 61).

Proof. Recall from (1) that ϵ is the density of U . The Expander Mixing Lemma directly implies the following upper bound and lower bounds on ϵ :

$$\frac{(d + \lambda) \cdot |U| \cdot |W|}{n|Q|} \geq \frac{e(U, W)}{|Q|} \geq \frac{(d - \lambda) \cdot |U| \cdot |W|}{n|Q|} .$$

Therefore,

$$\frac{e(U, W)}{(d + \lambda) \cdot |W|} \leq \epsilon \leq \frac{e(U, W)}{(d - \lambda) \cdot |W|} .$$

Now from the definition of ϵ , we have $|W| = |Q| + |P| = n - \epsilon n$. This yields $n = |W|/(1 - \epsilon)$, and the bounds in the statement follow from the bounds on ϵ . \square

In our applications discussed in later sections often we will not know the value of λ and our results described above will serve as heuristics to model what we see in our experiments. However, before moving on to such applications, we describe a particular case where we do have a Ramanujan graph G .

The celebrated 1986 paper of Lubotzky, Phillips, and Sarnak [20, §2] gave the first explicit construction of Ramanujan graphs. For two distinct primes p and q both congruent to 1 mod 4, Lubotzky, Phillips, and Sarnak consider the Cayley graph of $p + 1$ specially chosen generators of the projective linear groups $\text{PSL}(2, \mathbb{Z}/q\mathbb{Z})$ or $\text{PGL}(2, \mathbb{Z}/q\mathbb{Z})$, depending whether p is a square modulo q or not. This yields a $(p + 1)$ -regular Ramanujan graph, which we will denote $\text{LPS}(p, q)$. When p is a square modulo q , the Ramanujan graph $\text{LPS}(p, q)$ will be nonbipartite with exactly $(q^3 - q)/2$ vertices.

For comparison with our results we ran a breadth-first search process of the Lubotzky–Phillips–Sarnak construction with $p = 13$ and $q = 61$. The resulting graph $\text{LPS}(13, 61)$ is 14-regular and has 113,460 vertices. A MATLAB [21] computation shows that $\lambda \approx 7.1835$, which is smaller than $2 \cdot \sqrt{13} \approx 7.2111$, and this confirms that $\text{LPS}(13, 61)$ is a Ramanujan graph. We ran the randomized breadth-first search algorithm on this graph, and in

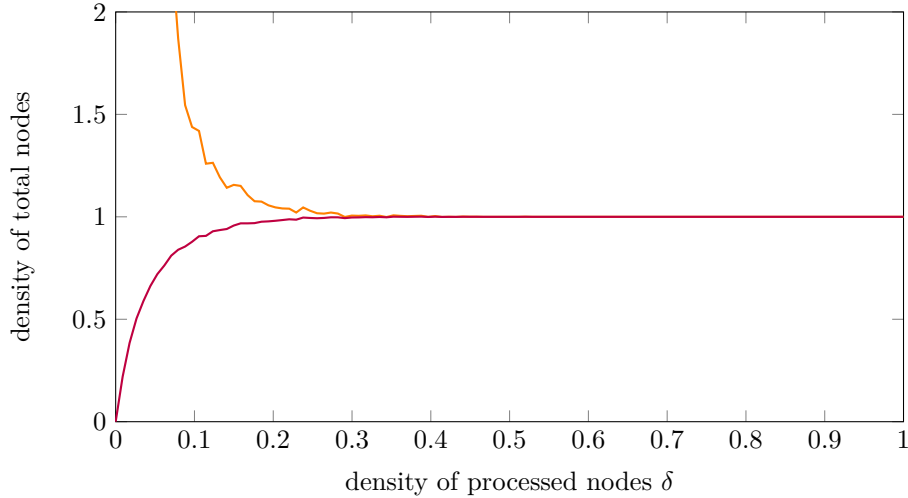


FIGURE 2. Upper and lower estimates on the total number of vertices (normalized by the actual number of vertices) of $LPS(13, 61)$.

Figure 1 we show the comparison between the density of the queue throughout the search and the lower bound on the expected queue size described by Theorem 4.

Next, we consider how well Theorem 5 does at predicting the size of the graph during the search process. For the experiment on $G = LPS(13, 61)$, we start at a single node and run the randomized breadth-first search. At every 1000 steps in the process we output the size of the queue and the number of processed nodes. Moreover, we want to estimate $e(U, W)$. This is done via a random sample. Observe that all edges from W to U , have their W endpoint contained Q . Therefore to estimate $e(U, W)$, we sample 100 vertices from Q to estimate the average number of edges a vertex in Q sends to U .

For example, in the particular run we consider here, when there were 26,000 vertices processed, we had 84,102 vertices in the queue. We also know that the graph is 14-regular so at this point we have that *with certainty* the number of vertices is at most

$$\frac{(14 - \lambda)(26,000 + 84,102)^2}{(14 - \lambda)(26,000 + 84,102) - e(U, W)} .$$

To estimate bounds however we need estimates on λ and $e(U, W)$. Since we have a Ramanujan graph λ is at most $2\sqrt{13}$, and we take this as the estimate for λ . In this particular case a random sampling of size 100 from the vertices in the queue gave an estimate on $e(U, W)$ of 37,004.88. Thus the *estimated* upper bound on the number of vertices is

$$(3) \quad \frac{(14 - 2\sqrt{13})(26,000 + 84,102)^2}{(14 - 2\sqrt{13})(26,000 + 84,102) - 37,004.88} \approx 115,836.7 .$$

Similarly, one estimates a lower bound on the number of vertices of 111,874.7. So with only about 23 percent of the vertices moved into the set P , we can give upper and lower bounds on the total number of vertices that are both within 3 percent of the right answer.

Figure 2 shows the curves giving the upper and lower estimates throughout the process. Note that Theorem 5 gives no finite upper bound early in the process, and the figure reflects this.

Of course, as we mentioned above, in this particular case we do know a precise approximation for λ . Replacing $2\sqrt{13}$ by 7.1835 in (3) improves the estimated upper bound for the number of nodes of LPS(13, 61) to 115,812.27. However, in larger examples we would not be able to expect to compute λ numerically, nor will that be the goal, so we want to instead focus on the coarser estimate here.

3. FLIP GRAPHS OF POINT CONFIGURATIONS

Let $P \subset \mathbb{R}^\ell$ a finite set of n points that affinely spans the entire space. A *triangulation* Σ of P is a simplicial complex which covers the convex hull $\text{conv } P$, such that the vertices of each simplex form a subset of the given points P ; cf. [9, §2.3.1]. The set of all subdivisions of P is partially ordered by refinement, and the triangulations are precisely the finest subdivisions. The triangulations form the nodes of a graph, where the edges arise from local modifications known as *flips*; cf. [9, Definition 2.4.7] and Figure 3. This is the *flip graph* of P .

A certain class of triangulations is of particular interest, e.g., due to connections with algebra [9, §1.3]. The triangulation Σ is *regular* if it is induced by a height function $h : P \rightarrow \mathbb{R}$ in the sense that the lower convex hull of

$$\text{conv}\{(p, h(p)) \mid p \in P\} \subset \mathbb{R}^{\ell+1}$$

projects to Σ by omitting the last coordinate. The subgraph of the flip graph whose nodes correspond to the regular triangulations is the *flip graph of regular triangulations* of P . In the literature this is often called the “regular flip graph”; however, as we also talk about regularity in the graph-theoretic sense we make effort to avoid ambiguity between the two notions of regular. Structurally, it is essential that the flip graph of regular triangulations is contained in the vertex-edge graph of a convex polytope, the *secondary polytope* of P , which is defined up to normal equivalence [9, Theorem 5.3.1]. In particular, the flip graph of regular triangulations is necessarily connected [9, Corollary 5.3.14]; in general, this does not hold for the flip graph of all triangulations [9, §7.3].

For simplicity of the exposition we will now assume that the points in P are in convex position, i.e., they form the vertices of their convex hull, $\text{conv } P$. In this way we can also afford some sloppiness by not distinguishing between a polytope and its set of vertices.

Example 6. Let $P \subset \mathbb{R}^2$ be the set of vertices of a convex k -gon. This point configuration has $\frac{1}{k-1} \binom{2k-4}{k-2}$ triangulations, which is a Catalan number. Each triangulation is regular, and it is determined by its $k-2$ diagonals, and each one gives rise to a flip. This entails that the flip graph of P is a regular graph of degree $k-2$ with $\frac{1}{k-1} \binom{2k-4}{k-2}$ nodes. The $(k-3)$ -dimensional associahedron, which is simple, is a secondary polytope.

The spectral expansion of the flip graph of a polygon is unclear, although the weaker condition of low diameter is known; cf. [27] and [24]. Yet inspecting the values for λ and $2\sqrt{d-1}$ in Table 1 yields the following.

Observation 7. *The flip graph of a k -gon is a regular Ramanujan graph for $k \in \{5, 6, 7\}$.*

In Figure 4, we show the results of applying Theorem 5 on the breadth-first search process applied to the flip graph Φ of the 15-gon. We estimate $e(U, W)/|Q|$ at every 1000 steps by a random sampling of 100 vertices from Q . More importantly, rather than taking the actual value of $\lambda(\Phi)$, we wish to see what Theorem 5 would tell us were Φ to have good expansion so we take $\lambda = 2 \cdot \sqrt{11} \approx 6.633$ to use Theorem 5 to give upper and lower estimates on the number of vertices of Φ . This is compared with the true number of vertices, 742,900. In Figure 4 the upper curve shows the ratio of the upper estimate of Theorem 5 to the true number of vertices and the lower curve shows the same ratio for the lower estimate.

We compare this figure back to the idealized setting of Figure 2. Here there is more volatility in the upper bound at the beginning and the two curves don't converge to each

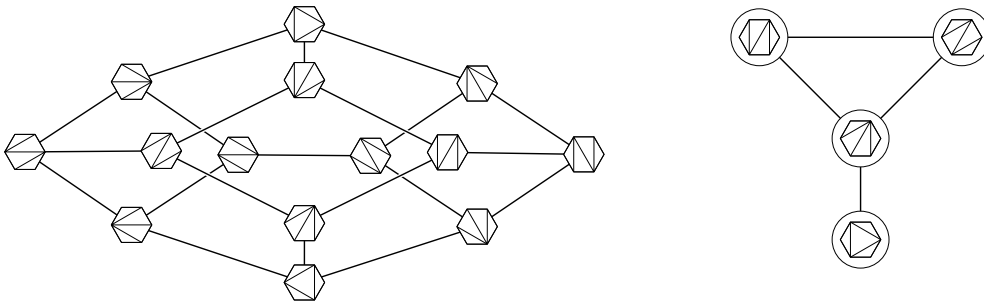


FIGURE 3. On the left: The flip-graph of a hexagon is the vertex-edge graph of the 3-dimensional associahedron. On the right: The quotient flip graph for the cyclic group C_6 of rotations.

TABLE 1. Data on the flip-graphs of k -gons, for $k \geq 15$. Here n is the number of nodes, i.e., triangulations, m is the number of edges, i.e., flips, and d is the degree. The small cases $k \in \{3, 4\}$ are omitted since those flip graphs are bipartite (in fact, consisting of a single node for $k = 3$, and a single edge for $k = 4$).

k	5	6	7	8	9	10
n	5	14	42	132	429	1,430
m	5	21	84	330	1,287	5,005
d	2	3	4	5	6	7
λ	1.6180	2.4142	3.2320	4.3834	5.4885	6.5650
$2 \cdot \sqrt{d-1}$	2.0000	2.8284	3.4640	4.0000	4.4720	4.8988
k	11	12	13	14	15	
n	4,862	16,796	58,786	208,012	742,900	
m	19,448	75,582	293,930	1,144,066	4,457,400	
d	8	9	10	11	12	
λ	7.6228	8.6678	9.7038	10.7331	11.7574	
$2 \cdot \sqrt{d-1}$	5.2914	5.6568	6.0000	6.3244	6.6332	

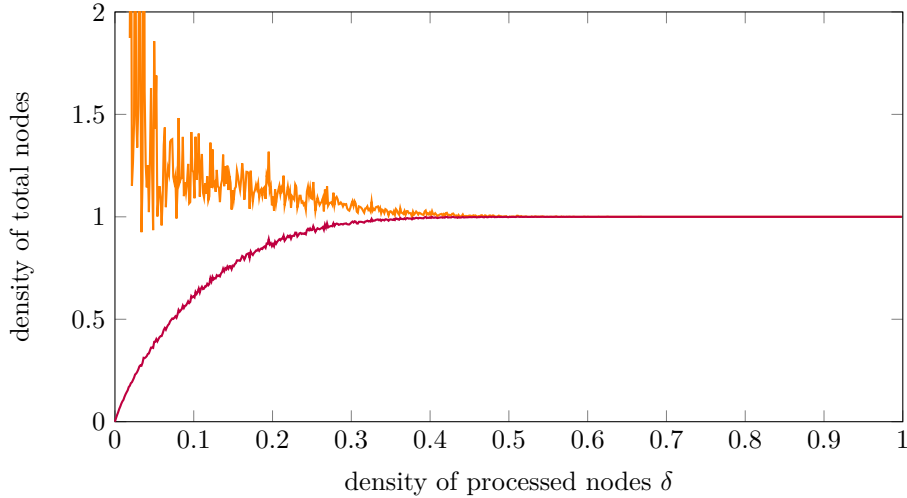


FIGURE 4. Upper and lower estimates on the total number of vertices of the flip graph of the 15-gon (normalized by the actual number of vertices)

other quite as quickly. Still, the two curves become quite close to one another long before the process has finished. Note that the flip-graph of the 15-gon and $LPS(13, 61)$ are of similar size and share the same degree of regularity.

Even when only 220,000 vertices have been processed in this particular run, there are 476,113 vertices waiting in the queue, the data predicts that the total number of vertices will be between 715,279 and 767,518. So with only 30 percent of the vertices processed and another 64 percent in the queue we already have the right number of vertices bounded between 96 percent and 103 percent of its true value.

Next we describe other polytopes whose flip graphs are regular graphs. A *split* of P is a subdivision with exactly two maximal cells; it is necessarily regular [12, Lemma 3.5]. Splits are coarsest subdivisions, i.e., they yield minimal elements of the refinement poset, and thus they correspond to facets of any secondary polytope. If, conversely, each coarsest subdivision is a split, then P is called *totally splittable*. This is the case, e.g., when P is the vertex set of a polygon: each diagonal defines a split; cf. Example 6 and Figure 3. Note that every subdivision of a totally split point configuration is regular. There is a full characterization of the totally split polytopes:

Theorem 8 ([13, Theorem 9]). *A polytope P is totally splittable if and only if it has the same oriented matroid as a simplex, a crosspolytope, a polygon, a prism over a simplex, or a (possibly multiple) join of these polytopes.*

This result has an immediate consequence on the associated flip graphs.

Corollary 9. *Let P be the set of k vertices of a totally splittable ℓ -polytope. Then any secondary polytope is simple of dimension $k - \ell - 1$. Consequently, the flip graph of regular triangulations of P is $(k - \ell - 1)$ -regular.*

Proof. The dimension of the secondary fan modulo its lineality space equals $k - \ell - 1$; cf. [9, §5.1.3]. Now the claim follows from an inspection case by case. By [13, Remark 11] the secondary polytopes of totally splittable polytopes are (possibly multiple) products of simplices, permutohedra, and associahedra. \square

4. NON-REGULAR GRAPHS

Most flip graphs are not regular. Nonetheless, we aim for an analogue of Theorem 4 in the absence of regularity. In the most classic setting expander graphs are defined in terms of regular graphs. However in the literature there is a more general notion of spectral expansion for non-regular graphs in terms of the normalized adjacency matrix. For our purposes we will keep the assumption that G is a graph with no isolated vertices and let $D = D(G)$ denote the degree matrix of G , which is diagonal and invertible. Then the normalized adjacency matrix of G is defined as

$$N := D^{-1/2} A D^{-1/2} ,$$

where A is the usual adjacency matrix of G . It is standard knowledge that the eigenvalues of N fall in $[-1, 1]$, with the multiplicity of the eigenvalue 1 corresponding to the number of connected components of G (see for example [8]). We use μ_i to denote the eigenvalues of N with $\mu_2 > \mu_3 > \dots > \mu_n$, and we denote by $\mu := \mu(G)$, the maximum of μ_2 and $-\mu_n$.

Before we justify comparing the flip graphs from our experiments to (non-regular) expander graphs, we present a non-regular version of the Expander Mixing Lemma. This will allow us to be more precise when analyzing more experiments in Section 5. We first need to define the volume of a set of vertices in a graph. For a graph G and a subset U of the vertices of G , the *volume* of U is

$$\text{vol}(U) := \sum_{v \in U} \deg(v) .$$

There are several versions of the Expander Mixing Lemma for non-regular graphs that use this volume notion that already appear in the literature, e.g., in [8]. However, none that we found gave precisely the formulation that we need for our purposes, so we give our own formulation with proof here. Our proof essentially follows the proof of the d -regular analogue found in Lemma 2.1 of [2].

Proposition 10. *Let $G = (V, E)$ be a graph with $\mu = \mu(G)$. Then for any partition of V into two nonempty set S and T , one has*

$$\left| e(S, T) - \frac{\text{vol}(S) \text{vol}(T)}{\text{vol}(V)} \right| \leq \mu \frac{\text{vol}(S) \text{vol}(T)}{\text{vol}(V)} .$$

Proof. Recall that $N = D^{-1/2} A D^{-1/2}$. Then $f : V(G) \rightarrow \mathbb{R}$ defined by $f(v) = \sqrt{\deg(v)}$ is an eigenvector for the eigenvalue 1. For U and V given as in the statement let $g : V(G) \rightarrow \mathbb{R}$ be defined by $g(v) = -\sqrt{\deg(v)}/\text{vol}(S)$ if $v \in S$ and $g(v) = \sqrt{\deg(v)}/\text{vol}(T)$ if $v \notin S$. Now f is orthogonal to g since

$$\langle f, g \rangle = \sum_{v \in S} -\frac{\deg(v)}{\text{vol}(S)} + \sum_{v \in T} \frac{\deg(v)}{\text{vol}(T)} = -\frac{\text{vol}(S)}{\text{vol}(S)} + \frac{\text{vol}(T)}{\text{vol}(T)} = 0 .$$

It follows from the fact that N is a symmetric matrix (and hence has an orthogonal eigenbasis) therefore that

$$|\langle Ng, g \rangle| \leq \mu \|g\|^2 .$$

Also, $\|g\|^2 = \frac{1}{\text{vol}(S)} + \frac{1}{\text{vol}(T)}$. It remains to compute $\langle Ng, g \rangle$. We have

$$\langle Ng, g \rangle = \langle D^{-1/2}AD^{-1/2}g, g \rangle = \langle AD^{-1/2}g, D^{-1/2}g \rangle .$$

Let $g' = D^{-1/2}g$. Thus $g'(v) = -\frac{1}{\text{vol}(S)}$ if $v \in S$ and $g'(v) = \frac{1}{\text{vol}(T)}$ if $v \in T$. It is easy to check that

$$\langle Ag', g' \rangle = 2 \sum_{ij \in E} g'(i)g'(j) ;$$

indeed this holds for any vector in $\mathbb{R}^{|V|}$. Now as an edge can either have both endpoints in S , both endpoints in T , or contribute to $e(S, T)$ we have

$$\begin{aligned} 2 \sum_{ij \in E} g'(i)g'(j) &= \frac{e(S, S)}{\text{vol}^2(S)} + \frac{e(T, T)}{\text{vol}^2(T)} - \frac{2e(S, T)}{\text{vol}(S)\text{vol}(T)} \\ &= \frac{\text{vol}(S) - e(S, T)}{\text{vol}^2(S)} + \frac{\text{vol}(T) - e(S, T)}{\text{vol}^2(T)} - \frac{2e(S, T)}{\text{vol}(S)\text{vol}(T)} \\ &= \frac{1}{\text{vol}(S)} + \frac{1}{\text{vol}(T)} - e(S, T) \left(\frac{1}{\text{vol}^2(S)} + \frac{2}{\text{vol}(S)\text{vol}(T)} + \frac{1}{\text{vol}^2(T)} \right) \\ &= \frac{1}{\text{vol}(S)} + \frac{1}{\text{vol}(T)} - e(S, T) \left(\frac{1}{\text{vol}(S)} + \frac{1}{\text{vol}(T)} \right)^2 \\ &= \|g\|^2 \left(1 - e(S, T) \left(\frac{1}{\text{vol}(S)} + \frac{1}{\text{vol}(T)} \right) \right) . \end{aligned}$$

Thus,

$$\left| 1 - e(S, T) \left(\frac{1}{\text{vol}(S)} + \frac{1}{\text{vol}(T)} \right) \right| = \frac{\langle Ng, g \rangle}{\|g\|^2} \leq \mu .$$

Since $\frac{1}{\text{vol}(S)} + \frac{1}{\text{vol}(T)} = \frac{\text{vol}(V)}{\text{vol}(S)\text{vol}(T)}$, the claim follows. \square

As in the 15-gon example, we want to compare non-regular flip graphs to Ramanujan graphs. However, without regularity we need to specify what we mean by the term Ramanujan graph. There does already exist a notion of non-regular Ramanujan graphs, posed by Lubotzky in [19] and discussed in [7] stated in terms of the spectral radius of the universal covering tree of a graph. Here, we will not be so precise. Rather our assumption will be that the degree sequence of the graphs under consideration have small variance. This will allow us to draw a comparison to a regular Ramanujan graph.

In terms of the variance of the degree sequence we can obtain the following hybrid version of the Expander Mixing Lemma as a corollary to Proposition 10.

Corollary 11. *Let $G = (V, E)$ be a graph with $\mu = \mu(G)$ and so that G has average degree \bar{d} and the variance of its degree sequence is σ^2 then for any partition of V into*

two sets S and T one has the following lower bound on $e(S, T)$:

$$e(S, T) \geq (1 - \mu) \frac{(\bar{d}|S| - \sigma\sqrt{|S|n})(\bar{d}|T| - \sigma\sqrt{|T|n})}{\bar{d}n} .$$

Proof. The proof follows from Proposition 10 and the following claim. \square

Claim. For G as in the statement and S any subset of the vertex set of G one has $|\bar{d}|S| - \text{vol}(S)| \leq \sigma\sqrt{|S|n}$.

Proof of claim. Let G and S be given as above. We have,

$$\begin{aligned} (\bar{d}|S| - \text{vol}(S))^2 &= \left(\sum_{v \in S} (\bar{d} - \deg(v)) \right)^2 \\ &= \left(\sum_{v \in G} (\bar{d} - \deg(v)) \mathbf{1}_S(v) \right)^2 , \end{aligned}$$

where $\mathbf{1}_S$ denotes the indicator function of S . Thus by the Cauchy–Schwarz inequality the above quantity is at most

$$\sum_{v \in G} (\bar{d} - \deg(v))^2 \sum_{v \in G} (\mathbf{1}_S(v))^2 = \sigma^2 n |S| .$$

And the claim follows. \square

It follows from the statement of Corollary 11 that for \bar{d} much larger than σ^2 and S and T both far enough away from 0 we essentially have the regular Expander Mixing Lemma with the degree of regularity replaced by the average degree of the graph. The requirement that S and T both be far away from zero (where “far away” is determined by how close σ is to zero) effectively creates two blind spots in a predicted lower bound. We don’t make a precise statement in terms of σ^2 here, but rather point out that Corollary 11 together with the proof of Theorem 4 gives us a heuristic explanation for applying Theorem 4 with non-integer values of d . To be more precise we denote by $\beta(\delta, d, \lambda)$ the expression in the lower bound of Theorem 4,

$$\beta(\delta, d, \lambda) = 1 - \delta - \exp \left(- (d - \lambda) \left(1 + \frac{1}{d - 1} \right) \delta \right) .$$

In the next section, we make an experimental comparison between the behavior of the queue of a non-regular flip graph with average degree \bar{d} and the behavior of the queue size modeled by $\beta(\delta, \bar{d}, 2\sqrt{\bar{d} - 1})$

Recall that, by the Alon–Boppana Theorem, the threshold $2\sqrt{\bar{d} - 1}$ is essentially the smallest possible value for $\lambda(G)$ when G is a d -regular graph. Similarly, it follows from a result of Mohar [22] that $\lambda(G) = 2\sqrt{\bar{d} - 1}$ is the best one can hope for as far as the spectral gap of a non-regular graph is concerned.

5. ENUMERATING TRIANGULATIONS IN PRACTICE

Standard software packages for enumerating triangulations include TOPCOM [26], Gfan [15] and MPTOPCOM [16]. Both TOPCOM and Gfan employ breadth-first search through the (regular) flip graph, whereas MPTOPCOM uses reverse search [4]. We would like to estimate

when these programs will terminate early in the enumeration process. To this end we try our methods developed for regular and nonregular graphs with good expansion. In contrast to the previous sections our observations are based on experiments only.

Many interesting point configurations are highly symmetric. If there is a group acting on P , its action naturally lifts to the set of triangulations of P . Hence, one considers the *quotient flip graph*, having orbits of triangulations as nodes. Two orbits are connected by an edge if there is a pair of representatives from both orbits, which differ by a flip. It suffices to visit the nodes of the quotient flip graph; orbits can be expanded later if needed (e.g., in an embarrassingly parallel manner). All software systems mentioned support computing in quotient flip graphs.

For instance, a regular k -gon admits the natural action of the dihedral group D_k by rotations and reflections. Figure 3 shows the quotient flip graph of a hexagon by the cyclic group of order six, which is a (normal) subgroup in D_6 of index two. It has four nodes, and the average degree is $\bar{d} = (1 + 2 \cdot 2 + 3)/4 = 2$.

There is no reason to believe that a general flip graph is a good expander. Moreover, most flip graphs are not regular. The same holds true for any of its quotients. Yet, we will argue heuristically that the situation is maybe somewhat more benign, from a practical point of view. Since flip graphs tend to be very large, in practice we will mostly encounter point configurations which are rather small, both in terms of dimension and number of points. In many cases this will mean that the point configuration in question admits a substantial number of splits, even if there are many other coarsest subdivisions. We believe that this should result in a rather low variance in the degree sequence of flip graphs within computational reach. Moreover, the vast majority of the triangulations of a point configurations exhibits no symmetry at all, which means that most orbits of triangulations have the size of the entire group acting. We believe that this should force that also the quotient flip graphs within computational reach still have a moderate variance in their degree sequence.

Example 12. To see how strong of a comparison we can make between a flip graph and a non-regular Ramanujan graph, as in the discussion in Section 4, we consider the quotient flip graph of *all* triangulations of the 4-cube, which is connected [25]. The 4-dimensional cube, with 16 vertices, has 92,487,256 triangulations, partitioned into 247,451 orbits with respect to the natural action of the Coxeter group of type B_4 , whose order is 384. Exactly 234,703 orbits have the maximal length 384; this is more than 94.8%. The corresponding numbers counting only regular triangulations can be found in [9, §6.3.5].

The flip graph of all triangulation of the 4-cube has the 247,451 orbits of triangulations as its vertices and it has 1,548,472 edges. Thus it has average degree $\bar{d} \approx 12.5154$. In Figure 5 we show a comparison to the size of the queue as a function of the density of processed vertices, as the randomized breadth-first search runs on this flip graph, compared to the lower bound given by $\beta(\delta, 12.5154, 2\sqrt{12.5154 - 1})$ as δ , the density of processed nodes, varies from 0 to 1. Visually, our heuristic works well in this case as the two curves are quite similar.

Like the flip graphs of k -gons for higher k in the regular setting, the quotient flip graph of the 4-cube itself does not actually have good expansion, nor are its degrees particularly well concentrated around the mean: the variance of the degrees sequence is about 2.70. Even more interesting, given how well the two curves in Figure 5 match up,

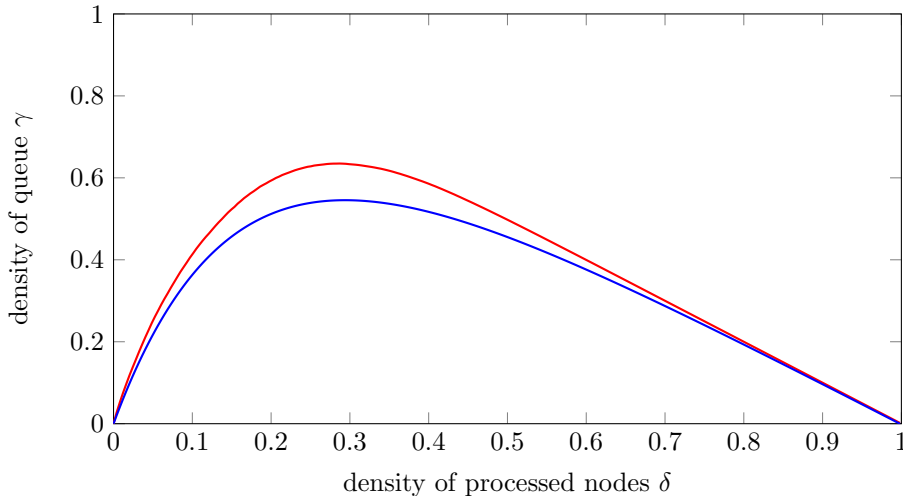


FIGURE 5. Lower bound on expected queue size from Theorem 4 (blue) and a comparison to experimental data (red) for the flip graph of the 4-cube.

the second largest eigenvalue (in absolute value) of the normalized adjacency matrix of the flip graph of the 4-cube is about .9846 from a computation in `MATLAB` [21].

We don't have a rigorous explanation for why breadth-first search on flip graphs in our examples is so closely modeled by the behavior in regular Ramanujan-graphs in Theorems 4 and 5. One possible reason is that the assumption of large spectral gap is stronger than what is needed to reach our conclusions. It is known that a d -regular Ramanujan graph on n vertices has diameter roughly $\log n$ when n is large (this is discussed, e.g., in [14]). On the other hand while flip graphs of k -gons do not seem to have large spectral gap, [27] and [24] show they do have low diameter (again logarithmic in the number of vertices). Perhaps low diameter is enough to imply that randomized breadth-first search works similarly to how it works in a similarly-sized Ramanujan graph.

Another point worth raising is a subtlety in how we are making our comparisons. In the 4-cube example, we draw the curve that models the behavior of the queue and we draw the curve given by $\beta(\delta, d, \lambda)$ with $d = 12.5154$ and $\lambda = 2\sqrt{12.5154 - 1} \approx 6.7869$ and compare the two curves. On the other hand, it would be nice to draw a comparison between graphs, that is to have an actual non-regular Ramanujan graph with average degree 12.5154 whose degrees are tightly concentrated which is roughly the same size as the flip graph and compare breadth-first search on each. Unfortunately, we do not know if such graphs exists. In the regular case, a classical result of [10] shows that uniform random d -regular graphs are asymptotically Ramanujan. Thus we could compare a d -regular flip graph to a uniform random d -regular graph. In the absence of a result like this in the non-regular setting we ask the following question:

Question 13. For d a large enough positive real number and $\tau_1, \tau_2 > 0$, does there exist a graph G with average degree d , degree sequence of variance τ_1 , and $\lambda(G) \leq 2\sqrt{d-1} + \tau_2$?

We close this paper by returning to the triangulations of the 15-gon. MPTOPCOM is based the reverse search method of Avis and Fukuda [4], which is memory efficient and easy to parallelize [5]. That algorithm implicitly picks a spanning tree of the (quotient) flip graph, in a deterministic way. We applied Hall–Knuth random sampling [11, 18] to MPTOPCOM’s reverse search tree of the flip graph of the 15-gon to estimate the size of the graph. Figure 6 shows how increasing the number of samples makes that estimate more precise. Comparing with Figure 4 is a bit difficult, since the x -axes are not the same. Yet it seems that our estimates based on random breadth-first search and spectral expansion are superior, at least in this case.

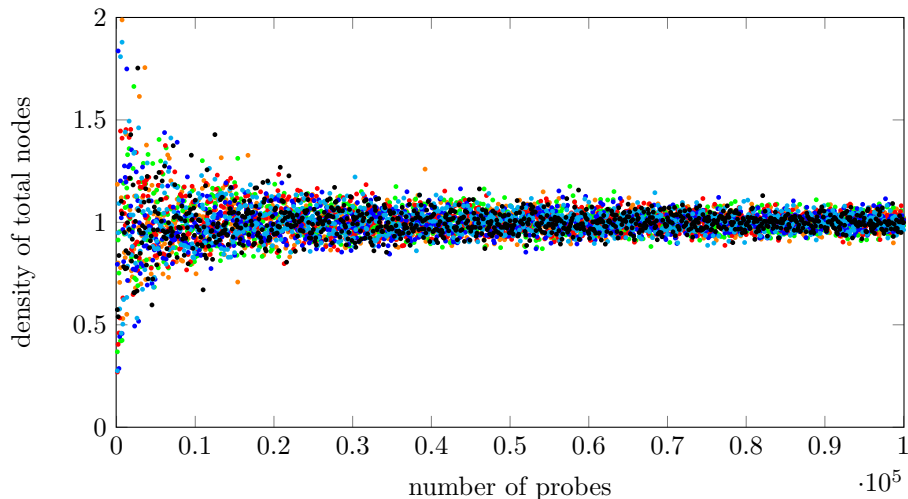


FIGURE 6. Hall–Knuth estimates for the reverse search tree in the flip graph of the 15-gon. Every point stands for one estimate. The y -coordinate of the point is the estimate divided by the actual number of nodes (742 900). The x -coordinate indicates how many random probes into the tree were made.

ACKNOWLEDGMENTS

The authors thank Marek Kaluba for generating the examples of Lubotzky–Phillips–Sarnak Ramanujan graphs used in Section 2, see [17].

REFERENCES

- [1] Noga Alon. “Eigenvalues and expanders.” In: *Combinatorica* 6.2 (1986). Theory of computing (Singer Island, Fla., 1984), pp. 83–96. ISSN: 0209-9683. DOI: 10.1007/BF02579166. URL: <https://doi.org/10.1007/BF02579166>.
- [2] Noga Alon and Fan R. K. Chung. “Explicit construction of linear sized tolerant networks.” In: *Proceedings of the First Japan Conference on Graph Theory and Applications (Hakone, 1986)*. Vol. 72. 1-3. 1988, pp. 15–19. DOI: 10.1016/0012-365X(88)90189-6. URL: [https://doi.org/10.1016/0012-365X\(88\)90189-6](https://doi.org/10.1016/0012-365X(88)90189-6).

- [3] Noga Alon and Joel H. Spencer. *The probabilistic method*. Fourth. Wiley Series in Discrete Mathematics and Optimization. John Wiley & Sons, Inc., Hoboken, NJ, 2016, pp. xiv+375. ISBN: 978-1-119-06195-3.
- [4] David Avis and Komei Fukuda. “Reverse search for enumeration.” English. In: *Discrete Appl. Math.* 65.1-3 (1996), pp. 21–46. ISSN: 0166-218X. DOI: 10.1016/0166-218X(95)00026-N.
- [5] David Avis and Charles Jordan. *A parallel framework for reverse search using mts*. Preprint [arXiv:1610.07735](https://arxiv.org/abs/1610.07735). 2016.
- [6] Yonatan Bilu and Nathan Linial. “Lifts, discrepancy and nearly optimal spectral gap.” In: *Combinatorica* 26.5 (2006), pp. 495–519. ISSN: 0209-9683. DOI: 10.1007/s00493-006-0029-7. URL: <https://doi.org/10.1007/s00493-006-0029-7>.
- [7] Charles Bordenave, Marc Lelarge, and Laurent Massoulié. “Nonbacktracking spectrum of random graphs: community detection and nonregular Ramanujan graphs.” In: *Ann. Probab.* 46.1 (2018), pp. 1–71. ISSN: 0091-1798. DOI: 10.1214/16-AOP1142. URL: <https://doi.org/10.1214/16-AOP1142>.
- [8] Fan Chung and Ron Graham. “Quasi-random graphs with given degree sequences.” In: *Random Structures Algorithms* 32.1 (2008), pp. 1–19. ISSN: 1042-9832. DOI: 10.1002/rsa.20188. URL: <https://doi.org/10.1002/rsa.20188>.
- [9] Jesús A. De Loera, Jörg Rambau, and Francisco Santos. *Triangulations*. Vol. 25. Algorithms and Computation in Mathematics. Structures for algorithms and applications. Berlin: Springer-Verlag, 2010, pp. xiv+535. ISBN: 978-3-642-12970-4.
- [10] Joel Friedman. “On the second eigenvalue and random walks in random d -regular graphs.” In: *Combinatorica* 11.4 (1991), pp. 331–362. ISSN: 0209-9683. DOI: 10.1007/BF01275669. URL: <https://doi.org/10.1007/BF01275669>.
- [11] Marshall Hall Jr. and Donald E. Knuth. “Combinatorial analysis and computers.” In: *Amer. Math. Monthly* 72.2, part II (1965), pp. 21–28. ISSN: 0002-9890. DOI: 10.2307/2313307. URL: <https://doi.org/10.2307/2313307>.
- [12] Sven Herrmann and Michael Joswig. “Splitting polytopes.” In: *Münster J. Math.* 1 (2008), pp. 109–141. URL: http://wwwmath.uni-muenster.de/42/fileadmin/Einrichtungen/mjm/vol_1/mjm_vol_1_05.pdf.
- [13] Sven Herrmann and Michael Joswig. “Totally splittable polytopes.” In: *Discrete Comput. Geom.* 44.1 (2010), pp. 149–166. ISSN: 0179-5376. DOI: 10.1007/s00454-009-9217-8. URL: <http://dx.doi.org/10.1007/s00454-009-9217-8>.
- [14] Shlomo Hoory, Nathan Linial, and Avi Wigderson. “Expander graphs and their applications.” In: *Bull. Amer. Math. Soc. (N.S.)* 43.4 (2006), pp. 439–561. ISSN: 0273-0979. DOI: 10.1090/S0273-0979-06-01126-8. URL: <https://doi.org/10.1090/S0273-0979-06-01126-8>.
- [15] Anders N. Jensen. *Gfan, a software system for Gröbner fans and tropical varieties, version 0.6*. Available at <http://home.imf.au.dk/jensen/software/gfan/gfan.html>. 2017.
- [16] Charles Jordan, Michael Joswig, and Lars Kastner. “Parallel enumeration of triangulations.” In: *Electron. J. Combin.* 25.3 (2018), Paper 3.6, 27. ISSN: 1077-8926. URL: <http://www.combinatorics.org/ojs/index.php/eljc/article/view/v25i3p6>.

- [17] Marek Kaluba. *RamanujanGraphs.jl*. Julia package for generating Ramanujan graphs. 2019. URL: <https://github.com/kalmarek/RamanujanGraphs.jl>.
- [18] Donald E. Knuth. “Estimating the efficiency of backtrack programs.” In: *Math. Comp.* 29 (1975). Collection of articles dedicated to Derrick Henry Lehmer on the occasion of his seventieth birthday, pp. 122–136. ISSN: 0025-5718. DOI: 10.2307/2005469. URL: <https://doi.org/10.2307/2005469>.
- [19] Alexander Lubotzky. “Cayley graphs: eigenvalues, expanders and random walks.” In: *Surveys in combinatorics, 1995 (Stirling)*. Vol. 218. London Math. Soc. Lecture Note Ser. Cambridge Univ. Press, Cambridge, 1995, pp. 155–189. DOI: 10.1017/CB09780511662096.008. URL: <https://doi.org/10.1017/CB09780511662096.008>.
- [20] Alexander Lubotzky, Ralph S. Phillips, and Peter C. Sarnak. “Ramanujan graphs.” In: *Combinatorica* 8.3 (1988), pp. 261–277. ISSN: 0209-9683. DOI: 10.1007/BF02126799. URL: <https://doi.org/10.1007/BF02126799>.
- [21] *MATLAB version 9.6.0.1072779 (R2019a)*. The Mathworks, Inc. Natick, Massachusetts, 2019.
- [22] Bojan Mohar. “A strengthening and a multipartite generalization of the Alon-Boppana-Serre theorem.” In: *Proc. Amer. Math. Soc.* 138.11 (2010), pp. 3899–3909. ISSN: 0002-9939. DOI: 10.1090/S0002-9939-2010-10543-9. URL: <https://doi.org/10.1090/S0002-9939-2010-10543-9>.
- [23] A. Nilli. “On the second eigenvalue of a graph.” In: *Discrete Math.* 91.2 (1991), pp. 207–210. ISSN: 0012-365X. DOI: 10.1016/0012-365X(91)90112-F. URL: [https://doi.org/10.1016/0012-365X\(91\)90112-F](https://doi.org/10.1016/0012-365X(91)90112-F).
- [24] Lionel Pournin. “The diameter of associahedra.” In: *Adv. Math.* 259 (2014), pp. 13–42. ISSN: 0001-8708. DOI: 10.1016/j.aim.2014.02.035. URL: <https://doi.org/10.1016/j.aim.2014.02.035>.
- [25] Lionel Pournin. “The flip-graph of the 4-dimensional cube is connected.” In: *Discrete Comput. Geom.* 49.3 (2013), pp. 511–530. ISSN: 0179-5376. DOI: 10.1007/s00454-013-9488-y. URL: <https://doi.org/10.1007/s00454-013-9488-y>.
- [26] Jörg Rambau. “TOPCOM: triangulations of point configurations and oriented matroids.” In: *Mathematical software (Beijing, 2002)*. World Sci. Publ., River Edge, NJ, 2002, pp. 330–340.
- [27] Daniel D. Sleator, Robert E. Tarjan, and William P. Thurston. “Rotation distance, triangulations, and hyperbolic geometry.” In: *J. Amer. Math. Soc.* 1.3 (1988), pp. 647–681. ISSN: 0894-0347. DOI: 10.2307/1990951. URL: <https://doi.org/10.2307/1990951>.

(J. Böhm) TU KAISERSLAUTERN GOTTLIEB-DAIMLER-STRASSE, GEB. 48, 67663 KAISERSLAUTERN, GERMANY

E-mail address: boehm@mathematik.uni-kl.de

(M. Joswig, L. Kastner, and A. Newman) INSTITUT FÜR MATHEMATIK, MA 6-2, TU BERLIN, STR. DES 17. JUNI 136, 10623 BERLIN, GERMANY

E-mail address: {joswig, kastner, newman}@math.tu-berlin.de