

Successive Point-of-Interest Recommendation with Local Differential Privacy

Jong Seon Kim
Korea University

Dept. of Computer Science and Engineering
Seoul, Korea
jongseonkim@korea.ac.kr

Jong Wook Kim
Sangmyung University

Dept. of Computer Science
Seoul, Korea
jkim@smu.ac.kr

Yon Dohn Chung
Korea University

Dept. of Computer Science and Engineering
Seoul, Korea
ydchung@korea.ac.kr

Abstract—A **point-of-interest (POI) recommendation system** plays an important role in location-based services (LBS) because it can help people to explore new locations and promote advertisers to launch ads to target users. Existing POI recommendation methods need users' raw check-in data, which can raise location privacy breaches. Even worse, several privacy-preserving recommendation systems could not utilize the transition pattern in the human movement. To address these problems, we propose **Successive Point-of-Interest REcommendation with Local differential privacy (SPIREL) framework**. SPIREL employs two types of sources from users' check-in history: a transition pattern between two POIs and visiting counts of POIs. We propose a novel objective function for learning the user-POI and POI-POI relationships simultaneously. We further propose two privacy-preserving mechanisms to train our recommendation system. Experiments using two public datasets demonstrate that SPIREL achieves better POI recommendation quality while preserving stronger privacy for check-in history.

Index Terms—Point-of-interest, Recommendation system, Differential Privacy, Matrix factorization

I. INTRODUCTION

Smartphones have become an integral part of our everyday lives. In particular, smartphones have brought people to share their daily check-in experiences through social network services, such as Facebook, Foursquare and Instagram. Through these check-in data, it is possible to study users' online activities, physical movements and preferences on the point-of-interest (POI). Accordingly, various location-based service (LBS) providers utilize the check-in data to ensure the best experiences on their services. Among various tasks in LBSs, POI recommendation has attracted considerable attention in recent years [1]–[4].

Most of the recommendation methods are based on collaborative filtering algorithms. Among them, matrix factorization is widely used to analyze the relationship between users and items. Briefly, matrix factorization is worked as follows; First, a recommendation system collects the ratings of items from each user. The ratings are usually represented by a numerical value (e.g. 5 means very good, and 1 means very bad on a scale of one to five). After that, the system can learn the relationship between users and items by factorizing the user-item matrix and provide the personalized, ranked list of items by predicting the preferences of items that are not rated yet.

In order to recommend new items for users, the recommendation system should collect (item, rating) pairs from each user. However, since each (item, rating) pair embeds personal preferences, a privacy concern could arise. For example, the early study has shown that it is possible that an anomalous recommender can infer personal information from the collected rating data [5]. In other words, if the recommendation systems are untrusted, people will be reluctant to send their ratings, and thus, the system can no longer keep the quality of recommendation.

The notion of local differential privacy (LDP) [6] has attracted considerable attention in recent years from many industries due to its rigorous and provable privacy guarantees. In LDP setting, each user perturbs his/her original data in his/her device and sends the perturbed data to the server. In other words, the original data never leave the user's devices, and the server cannot infer sensitive information, regardless of the background knowledge. Accordingly, many global IT companies including Google [6], Apple [7], Microsoft [8], and Samsung [9], adopt LDP to collect data from their clients.

There have been several earlier works that adopt differential privacy in the recommendation system for preserving the privacy from the untrusted recommender [10]–[12]. Hua et al. [10] proposed a recommendation system based on the centralized differential privacy model. In the central model, however, we assume that the server is trusted and raw data are collected at a recommendation server. Zhang et al. [11] proposed a recommendation system based on personalized differential privacy. Likewise, they assume that the recommender is reliable, and each user's rating is randomly sampled and sent to the server. Finally, Shin et al. [12] proposed a recommendation system under LDP. In their work, LDP mechanism is utilized in stochastic gradient descent step, where each user sends perturbed gradients to the recommendation server.

However, the existing private recommendation methods have two limitations in their solutions. First, the recommenders are not always reliable, thus (item, rating) pairs should not be submitted in their original form. However, existing works [10], [11] assumed a trusted recommender exists, which is not able to protect privacy if the recommender is an adversary. Second, the above three methods [10]–[12] do not consider the temporal characteristics of POI. In other words, if we directly

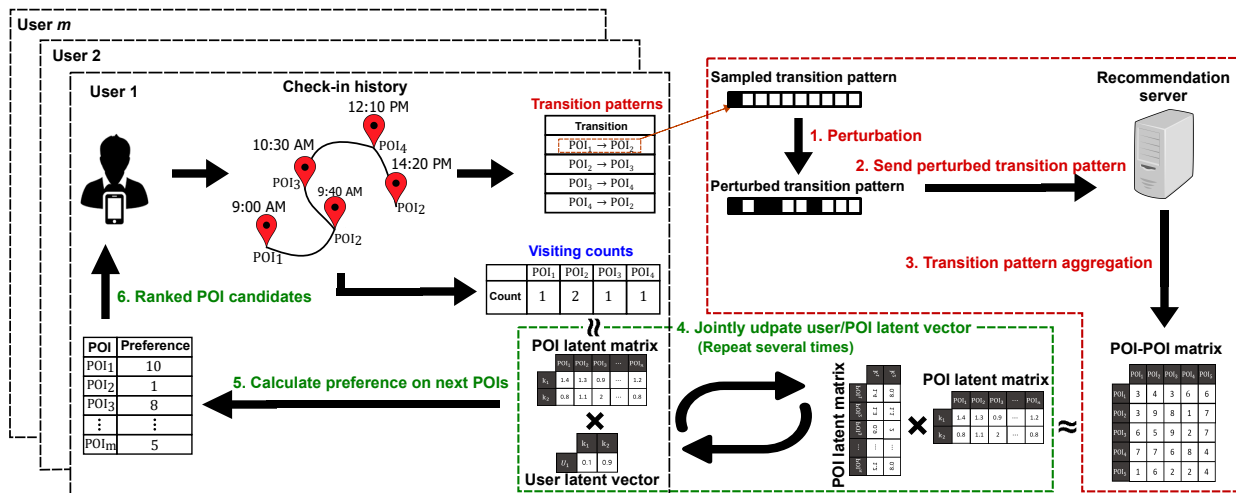


Fig. 1: Overview of SPIREL.

build a POI recommendation system based on these methods, the system will highly recommend irrelevant POI candidates, without considering the user’s current location. The reason is that existing private recommendation systems directly predict users’ preference on POIs, which do not reflect the preference transitions among POIs.

In this paper, we propose a novel private POI recommendation system called **SPIREL** (Successive Point-of-Interest REcommendation with Local differential privacy). SPIREL suggests next POI candidates by considering the user’s current location as well as the preference transitions while preserving the location privacy. The overview of our SPIREL framework is illustrated in Figure 1. Briefly, SPIREL requires two types of data from the user’s check-in history. First, to represent the POI-POI relationship, SPIREL uses a transition pattern modeled with a first-order Markov chain. Specifically, each user records the movements between two successive POIs. Second, users further extract the visiting counts for each POI from their check-in history, which reflects user-POI relationship. After that, SPIREL jointly learns the relationship between users and POIs using the visiting counts and noisy POI-POI matrix. Finally, the server sends the learned POI latent matrix to users, and the users can rank the preference of next POI based on their current location.

Compared to the existing private recommendation systems [10]–[12], SPIREL never uses a user’s original check-in history to learn the user-POI and POI-POI relationships. Moreover, to receive the next POI candidates, the users do not have to send their current location to the recommendation server. Formally, the contributions of our work are as follows.

- To figure out the approximate POI transition trend, we estimate only a coarse-grained frequency for each POI-POI relationship. Because the check-in history has huge domain size, directly adopting the LDP mechanism to estimate the check-in history frequency incurs exponential computation complexity. For example, if the domain size of POI is 10 and the maximum length of the check-in

history 10, then the possible number of check-in history is 10^{10} , which needs exponential time computation.

- In the learning process, SPIREL jointly factorizes both user-POI and POI-POI matrix. To factorize two matrices simultaneously, we develop a new objective function and an optimization method under LDP. On the other hand, the existing methods can only factorize a user-POI matrix, which results in poor POI recommendation quality.
- We conduct extensive experiments on the public datasets and show that our SPIREL achieves better performance in successive POI recommendation task.

The remainder of this paper is organized as follows. In Section II, we explain the background knowledge of matrix factorization and local differential privacy. In Section III, we define the problem setting and describe the limitation of a naive approach. In Section IV, we present SPIREL for successive POI recommendation. Section V demonstrates the performance of SPIREL on public datasets. Section VI reviews related work. Finally, in Section VII, we conclude this paper.

II. PRELIMINARIES

TABLE I: Notations

Notation	Meaning
m	number of users
n	number of POIs
d	size of latent factors
l_t^u	user u ’s location at time t
$\mathbf{u}_i \in \mathbb{R}^d$	profile vector of user i
$\mathbf{v}_j \in \mathbb{R}^d$	profile vector of POI j
$U \in \mathbb{R}^{m \times d}$	user profile matrix
$V \in \mathbb{R}^{n \times d}$	POI profile matrix
$P \in \mathbb{R}^{m \times n}$	user-POI matrix
$Q \in \mathbb{R}^{n \times n}$	POI-POI matrix
$P_{i,*}$	i th row vector of matrix P
$P_{*,j}$	j th column vector of matrix P

A. Matrix Factorization

Matrix factorization is used as a collaborative filtering algorithm in the recommendation systems. In recent years, thanks to its accurate prediction, many industries adopt it for personalized ad targeting. Matrix factorization decomposes the user-item matrix into two smaller matrices to discover the unobserved relation between users and items. Each decomposed matrix embeds user/item latent factors, which simplify the complicated user/item characteristics. Then, by multiplying the two latent matrices, we can predict the unobserved user/item relationships. In this paper, we assume that the item latent factors represent the characteristics of POIs.

One of the important things involved in matrix factorization is an optimization process for accurate prediction. Assume that there are explicit ratings about each item in user-item matrix. Then, the objective of matrix factorization is to find the user/item profile vectors whose product becomes similar to the original rating. In other words, matrix factorization attempts to reduce the error between the observed ratings and the predictions achieved by taking an inner-product of two profile vectors. While minimizing these errors, the latent factors are fitted to uncover the ratings that are not rated.

Formally, matrix factorization is defined as follows. We present in Table I the set of notations used throughout this paper. Unless otherwise stated, we assume that all vectors are column vectors. Suppose there are m users and n items. We can denote r_{ij} as the explicit rating of user i for item j . Then, r_{ij} can be approximated by taking an inner product $r_{ij} \approx \mathbf{u}_i^\top \mathbf{v}_j$. Then, the objective of matrix factorization is reducing the error between r_{ij} and $\mathbf{u}_i^\top \mathbf{v}_j$.

Generally, since users rate only a small set of items, we have a very limited number of observed ratings. Accordingly, the user-item matrix P is very sparse, which means most of the elements in P are unknown. Many of the recent studies, therefore, do optimization with only the observed ratings, while avoiding the overfitting by introducing the regularization term. Specifically, matrix factorization tries to minimize the following objective function.

$$\mathcal{L} = \sum_{(i,j) \in P} (r_{ij} - \mathbf{u}_i^\top \mathbf{v}_j)^2 + \lambda \left(\sum_{i=1}^m \|\mathbf{u}_i\|^2 + \sum_{j=1}^n \|\mathbf{v}_j\|^2 \right) \quad (1)$$

Here, the user profile vector \mathbf{u}_i and item profile vector \mathbf{v}_j are represented by a d -dimensional vector. Furthermore, λ is a regularizer which is used for avoiding the overfitting problem. In summary, by minimizing the mean square error over the known ratings, we can predict the unobserved ratings.

There are mainly two optimization algorithms to solve the objective function: (1) stochastic gradient descent (SGD) and (2) alternative least square (ALS). SGD first computes a gradient of error, which indicates the direction of the greatest rate of increase of the function. Then, the gradient is multiplied with a learning rate γ , which determines how much we are updating the profile vector with respect to the gradient. After that, SGD takes steps in the opposite direction of the gradient

to minimize the objective function. Here, we describe an update rule of user profile vector below (item profile vector can be updated similarly).

$$\nabla_{\mathbf{u}_i} \mathcal{L} = \sum_{(i,j) \in P} -2\mathbf{v}_j (r_{ij} - \mathbf{u}_i^\top \mathbf{v}_j) + 2\lambda \mathbf{u}_i \quad (2)$$

$$\mathbf{u}_i = \mathbf{u}_i - \gamma \cdot \nabla_{\mathbf{u}_i} \mathcal{L} \quad (3)$$

Subsequently, we briefly introduce ALS. Since the minimizing Equation 1 is a non-convex problem, it is difficult to optimize \mathbf{u}_i and \mathbf{v}_j jointly. For this reason, one way to solve this problem is to solve Equation 1 in an alternating manner. Specifically, we first hold the item profile vector and take the derivative of Equation 1 with respect to the user profile vector. Then, we set the derivative equal to zero and solve for the user profile vector. We list a ALS update rule of user profile vector below.

$$\begin{aligned} \frac{\partial \mathcal{L}}{\partial \mathbf{u}_i} &= -2 \sum_j (r_{ij} - \mathbf{u}_i^\top \mathbf{v}_j) \mathbf{v}_j^\top + 2\lambda \mathbf{u}_i^\top \\ 0 &= -(P_{i,*} - \mathbf{u}_i^\top V^\top) V + \lambda \mathbf{u}_i^\top \\ \mathbf{u}_i^\top &= P_{i,*} V (V^\top V + \lambda I)^{-1} \end{aligned} \quad (4)$$

After updating the user profile vector following Equation 4, we take the derivative of Equation 1 with respect to item profile vector and alternate this process until convergence.

B. Local Differential Privacy

LDP is a rigorous mathematical definition of privacy [13], which is used to preserve the location privacy of users in our work. Previously, differential privacy [14] has been employed in a centralized setting, which assumes that there exists a trusted data curator. In the central setting, each user submits their original record to the trusted data curator, and the curator perturbs the aggregated results to guarantee the privacy of users involved. However, in the real world, we cannot guarantee that the data curator is always trusted. Hence, we adopt a local version of differential privacy, which can guarantee the privacy of users under untrusted data curators.

Specifically, LDP requires the following setting. Suppose there exist an untrusted recommendation system and m users. Each user u_i holds a data x_i in their mobile device and the recommendation system wants to know the aggregated result of x_1, x_2, \dots, x_m . To guarantee the privacy of users, each user perturbs x_i to obtain a noisy version of x_i , say x'_i . Then, the recommendation server receives x'_i instead of x_i , and calculates aggregation result based on x'_1, x'_2, \dots, x'_m . With regard to perturbing x_i , LDP requires that the recommendation server cannot infer the original value x_i from the perturbed value x'_i with high probability. The probability is decided by a privacy parameter ε , which controls the level of privacy guarantee. Formally, LDP is defined as follows.

Definition II.1. ε -Local Differential Privacy A randomized mechanism \mathcal{A} satisfies ε -LDP for any two input values

$x_1, x_2 \in \text{Domain}(\mathcal{A})$ and any possible output value x' of \mathcal{A} , we have that

$$\Pr[\mathcal{A}(x_1) = x'] \leq e^\varepsilon \Pr[\mathcal{A}(x_2) = x']$$

One of the methods that can realize the LDP is the randomized response [15]. The randomized response provides plausible deniability by allowing each user to answer truthfully or at random. Specifically, suppose m users holds a binary value and a data curator wants to know the number of users with value 1. Then, the users toss a biased coin in private. The users send their original value x with probability p and $1 - x$ with probability q . Although the curator cannot infer the individual user's true value, the curator still can estimate aggregate results. For example, the number of users who hold 1 can be calculated by $\frac{c-mq}{p-q}$. Here, c means the number of users who sends 1 to the curator. It is proved that by setting the value of $p = \frac{e^\varepsilon}{e^\varepsilon + 1}$ ($q = 1 - p$), the randomized response satisfies ε -LDP. In our work, we will use an optimized version of randomized response. Specifically, Wang et al. [16] proved that by setting $p = \frac{1}{2}$ and $q = \frac{1}{e^\varepsilon + 1}$, the variance of estimated count $\frac{c-mq}{p-q}$ is minimized.

Moreover, since LDP is also a variant of DP, LDP satisfies the composition theorem [17]. The composition theorem describes that if an algorithm consists of multiple differentially private mechanisms, the algorithm also satisfies differential privacy. Here, we introduce the sequential composition theorem that we utilize in this paper as follows.

Theorem II.1. *Sequential Composition Suppose an algorithm \mathcal{F} consists of n LDP mechanisms $(\mathcal{A}_1, \dots, \mathcal{A}_n)$, where each satisfies $(\varepsilon_1, \dots, \varepsilon_n)$ -LDP. Then, \mathcal{F} provides $\sum_{i=1}^n \varepsilon_i$ -LDP.*

Because of the composition theorem, we usually refer ε as a privacy budget. In other words, to guarantee the ε -LDP, each LDP mechanism should use a part of ε , and the sum should be no more than ε .

III. PROBLEM DEFINITION

A. Successive POI Recommendation

We first define the basic notions for successive POI recommendation.

Definition III.1. *Check-in history Let \mathcal{L} be the set of POIs where the size of \mathcal{L} is equal to n . Then, a check-in history of user u can be defined by the series of check-ins $c_u^1, c_u^2, \dots, c_u^t$. Here, each check-in c_u^t can be represented as (l, t) , which means the user u visits POI $l \in \mathcal{L}$ at time t .*

Based on Definition III.1, we can formally define the successive POI recommendation problem as follows. Given a user $u \in \mathcal{U}$ and a series of his/her check-in history $c_u^1, c_u^2, \dots, c_u^t$, the objective of POI recommendation system is to recommend a suitable POI for user u at time $t + 1$.

B. A Naive Solution for Successive POI recommendation

The objective of this paper is to privately recommend next POI based on the user's current location. Before introducing

TABLE II: A result of successive POI recommendation using a naive method.

	top-3	top-5	top-7	top-10
#user	1,990	2,888	3,581	4,400

our method, we here sketch a simple solution. As we explained in Section II-A, we need an explicit rating from each user to build a POI recommendation system. Accordingly, we should ask each user about their preferences for POIs. However, we assume that only the users' check-in history is available. Thus, we use a visiting count as implicit feedback for which POI the users probably like.

Let $P = \{r_{ij}\}_{m \times n}$ be a user-POI matrix, where each element indicates the visiting count of POI l_j of user u_i . Then, the task is to decompose P into two matrices, where each matrix represents the latent factors of users and POIs. By multiplying the learned latent matrices, we can predict the preferences of next POIs that users have not visited before.

To evaluate the performance of this system, we use a Chicago taxi trip data ¹. This dataset contains 112,860,054 records which describe the pick-up and drop-off locations of taxis in Chicago. We sampled and reconstructed the dataset, thereby there exist 10,000 users and 373 POIs. Each user has 20 check-ins and, we use the previous 19 check-ins as a training set. We evaluate the performance of the recommendation system using the latest check-in. In other words, if the POI in the latest check-in exists in the recommended POI candidates, then we consider the recommendation system recommends suitable POIs.

Table II shows the number of users whose latest POI is included in the recommended POIs. The accuracy of the recommendation system increases, as the system recommends more POI candidates to users. Although the system recommends top-10 POI candidates, only 44% of users are given suitable POI candidates. We conclude that failing to handle the POI transition preferences leads to inaccurate POI recommendation.

IV. PROPOSED METHOD

A. SPIREL Framework

We now introduce our SPIREL framework that extends the existing private recommendation models to consider the relationship between POIs. The overview of SPIREL framework is illustrated in Figure 1. As shown in Section III-B, only using the visiting counts is not enough to predict the next POI. To overcome this limitation, we adopt the transfer learning approach [18]–[20].

The transfer learning approach in matrix factorization is used to address the sparsity problem in the user-item matrix. Since each user cannot have experiences about all items, there are many missing ratings. Accordingly, an overfitting problem occurs frequently, which degrades the quality of the recommendation. To overcome this problem, the transfer

¹<https://data.cityofchicago.org/Transportation/Taxi-Trips/wrvz-psew/data>

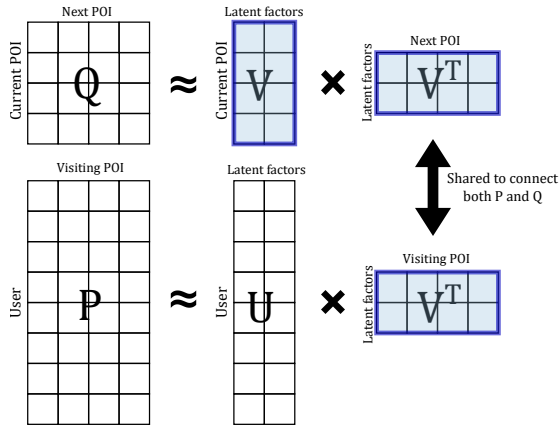


Fig. 2: Illustration of transfer learning in our SPIREL framework.

learning approach takes advantage of the auxiliary data to address this problem, which reduces the impact of sparsity in the rating matrix. For example, the approach in [18] utilizes binary ratings (like/dislike) to address the lack of numerical ratings about each item.

In this paper, we further draw one more auxiliary information from users’ check-in history to figure out the POI-POI relationship. To model the POI-POI relationship, we assume that the next POI depends on the users’ current POI. Accordingly, we can model the relationship between two POIs by a POI-POI matrix, where each element of the POI-POI matrix represents the number of occurrences of specific transition pattern. For example, a user in Figure 1 has four transition patterns ($POI_1 \rightarrow POI_2$, $POI_2 \rightarrow POI_3$, $POI_3 \rightarrow POI_4$, $POI_4 \rightarrow POI_2$).

Ultimately, our main idea is that the next POI will share the same latent factor between user-POI and POI-POI relationships based on the transfer learning approach. In Figure 2, we first illustrate the graphical model of transfer learning in SPIREL. Here, the POI latent matrix V is shared and used to connect both the user-POI matrix P and POI-POI matrix Q in matrix factorization. In this way, the transition patterns and visiting counts are integrated in the learning process. Accordingly, our objective function should be slightly changed compared to Equation 1 to learn P and Q simultaneously. We describe our new objective function in Equation 5.

$$\mathcal{L}_{SPIREL} = \|P - UV^T\|^2 + \|Q - VV^T\|^2 + \lambda(\|U\|^2 + \|V\|^2) \quad (5)$$

The challenge is that directly using the visiting counts and the transition patterns to optimize Equation 5 can result in privacy breaches. The earlier work in [21] showed that only four successive location points are enough to identify the individuals uniquely. Thus, we propose two locally private methods to optimize Equation 5: (1) transition pattern perturbation and (2) gradient perturbation.

B. Transition Pattern Perturbation

We first propose our locally private transition pattern collection method. Before presenting our method, we first explain a naive method to collect the transition pattern under LDP. Suppose there are n POIs in a region and the maximum length of a check-in history is t . Then, the domain size of the possible check-in history is n^t . A naive solution would be to directly collect the frequency of each possible check-in history using the randomized response method. For example, if we set $n = 10$ and $t = 10$, then there are 10^{10} possible check-in histories. However, directly computing frequencies over this cardinality is impractical, even if n and t are very small.

We do not need accurate frequencies of each check-in history to build the POI-POI matrix. In other words, we only need to figure out the coarse-grained preference of transition patterns between two POIs. Accordingly, our idea is to sample a transition pattern from a users’ check-in history and estimate the frequency of sampled transition pattern under LDP to figure out the users’ preference transitions. Figure 3 shows an example of the transition pattern collection process. In Figure 3, each bit represents a specific transition pattern.

We assume that all users share the same POI domain. Then, each user u selects one transition pattern $l_t^u \rightarrow l_{t+1}^u$ from his/her check-in history. There are two reasons for this sampling process. First, we can prevent some users who have a long sequence of check-ins from contributing too much information to the recommendation server. For example, suppose a user only moves between his home and workplace. If we allow him to contribute his entire check-in history, then the recommendation system can not figure out the globally frequent transition patterns. Second, we can avoid each user divides the privacy budget over a large domain size of check-in history, which negatively affects the accuracy of the estimated frequency.

Algorithm 1 shows the detailed building process of POI-POI matrix. Here, the recommendation server receives a binary bit value for each element of POI-POI matrix, where each bit represents whether a user’s sampled transition pattern corresponds to the specific POI-POI relationship. Since directly sending the original bit value can arise the location privacy breach [21], each user perturbs the value using optimized randomized response [16]. After that, the server aggregates the perturbed bit values and estimates the frequency of each transition pattern. Consequently, we set the elements in POI-POI matrix to estimated frequencies, which reflect the global preference transitions.

We now analyze the privacy guarantee of Algorithm 1.

Lemma IV.1. *Algorithm 1 satisfies ϵ -LDP.*

Proof. There are n^2 possible POI transition patterns. Accordingly, each user initializes a binary bit string of size n^2 , where only one bit is set to 1 and the others are set to 0. Specifically, since each user only samples one transition pattern from his/her check-in history, only the associated bit has value 1.

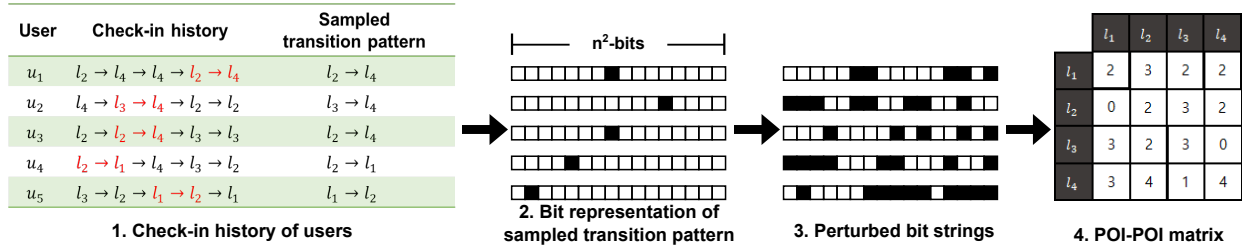


Fig. 3: An example of POI transition pattern collection under LDP.

Algorithm 1 Transition Pattern Collection using Optimized Randomized Response

Input: a privacy budget ϵ , a number of users m , a number of POIs n

Output: a POI-POI matrix Q

- 1: \triangleright *User part* (This protocol is run by the i -th user u_i)
- 2: User u_i samples a transition pattern $l_t^{u_i} \rightarrow l_{t+1}^{u_i}$ from check-in history
- 3: User u_i initializes a length n^2 bit string t such that
- 4: **for** $j = 1$ to n^2 **do**
- 5: **if** $l_t^{u_i} \rightarrow l_{t+1}^{u_i}$ corresponds to the j th position of t **then**
- 6: $t[j] = 1$
- 7: **else** $t[j] = 0$
- 8: **end if**
- 9: Apply Optimized RR to $t[j]$ to create perturbed bit value $\hat{t}[j]$
- 10: Set $p = \frac{1}{2}$, $q = \frac{1}{e\epsilon + 1}$

$$Pr[\hat{t}[j] = 1] = \begin{cases} p & \text{if } t[j] = 1 \\ q & \text{if } t[j] = 0 \end{cases}$$

$$Pr[\hat{t}[j] = 0] = \begin{cases} p & \text{if } t[j] = 1 \\ 1 - q & \text{if } t[j] = 0 \end{cases}$$

- 11: **end for**
 - 12: Send \hat{t} to the server
 - 13: \triangleright *Server part*
 - 14: Initialize a $n \times n$ matrix Q whose elements are all zero
 - 15: **for** $i = 1$ to n **do**
 - 16: **for** $j = 1$ to n **do**
 - 17: Estimate the frequency of transition pattern
 - 18: $c(POI_i \rightarrow POI_j) = \frac{\sum_{x=1}^m \hat{t}_x[j+ni] - mq}{p-q}$
 - 19: Set $Q[i][j] = c(POI_i \rightarrow POI_j)$
 - 20: **end for**
 - 21: **end for**
 - 22: return Q
-

To estimate the frequency of each transition pattern, users perturbs each bit by the optimized randomized response [16] and submit the perturbed bit strings. Suppose the allocated privacy budget is ϵ for each user. Because each bit is relevant to only one transition pattern, we can use the entire budget to perturb each bit value. In conclusion, following the analysis

in [16], the Algorithm 1 satisfies ϵ -LDP. \square

Since each user should submit n^2 bits, the communication cost can be a problem. However, the transition pattern collection happens only once per user. Thus, n^2 -bits communication cost is still affordable. Further, the successive POI recommendation task aims to recommend POIs that are likely to be visited by a user. Accordingly, the recommendation systems focus on a small region. If the number of POI is still high, we can use an alternative method called optimal local hash (OLH) [16], which can achieve reduced communication cost.

C. Gradient Perturbation

After obtaining a POI-POI matrix by Algorithm 1, the next step is to factorize two matrices to identify the latent factors of users and POIs. Recall that our objective function (Equation 5) aims to factorize the user-POI matrix and POI-POI matrix simultaneously. Hence, the update rule of Equation 5 should be rewritten to learn the two matrices together. In Section II-A, we introduce two methods to minimize the quadratic objective function.

We first adopt the ALS method to optimize Equation 5. There are two reasons for this. First, ALS is very easy to parallelize, which is suitable in the local setting. For example, the study in [22] describes a parallel algorithm with ALS, designed for the Netflix Prize. Secondly, note that our user-POI and POI-POI matrices consist of implicit feedback from users' check-in history. When optimizing the objective function by SGD with explicit ratings, we can treat missing values as unobserved data and stochastically update the objective function with only observed ratings. However, when using the implicit feedbacks, we cannot assume whether the missing values indicate the users dislike the item or don't know about it.

In this section, we propose a locally private solution to optimize our objective function. Initially, we need to derive the update rules of Equation 5. We first hold the POI profile vector \mathbf{v}_j constant and take the derivative of Equation 5 with respect to the user profile vector \mathbf{u}_i . Then, we can obtain the ALS update rule of the user profile vector as follows.

$$\frac{\partial \mathcal{L}_{SPIREL}}{\partial \mathbf{u}_i} = -2 \sum_j (r_{ij} - \mathbf{u}_i^\top \mathbf{v}_j) \mathbf{v}_j^\top + 2\lambda \mathbf{u}_i^\top \quad (6)$$

$$\mathbf{u}_i^\top = P_{i,*} V (V^\top V + \lambda I)^{-1}$$

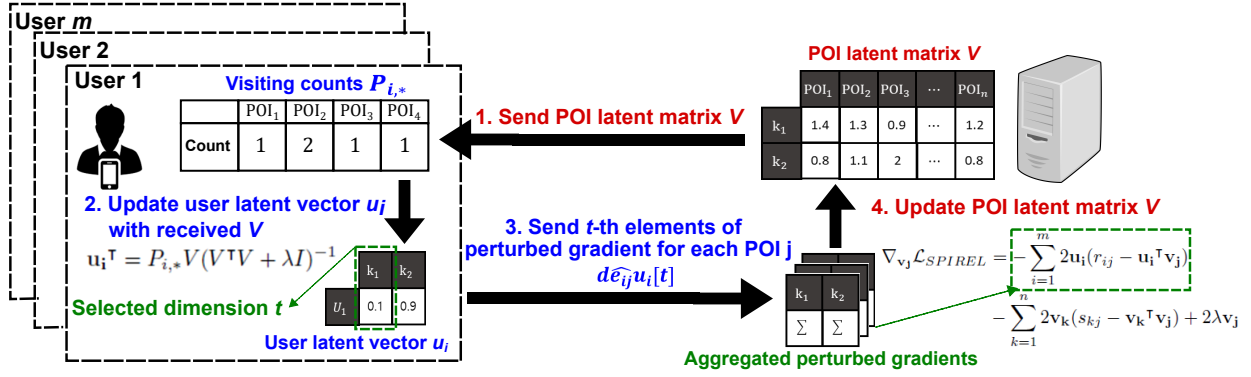


Fig. 4: Illustration of gradient perturbation.

As shown in Equation 6, the user profile update rule is the same as in Equation 4. Since we assume that POI profile vector as constant, only the user-POI matrix term remains. Additionally, as the POI latent matrix V is publicly known, by sending V to each user, the users can update their profile vector locally without forwarding their visiting counts $P_{i,*}$ to the server.

Next, we list the ALS update rule of POI profile vector as follows.

$$\begin{aligned} \frac{\partial \mathcal{L}_{SPIREL}}{\partial \mathbf{v}_j} &= -2 \sum_i (r_{ij} - \mathbf{v}_j^\top \mathbf{u}_i) \mathbf{u}_i^\top \\ &\quad - 2 \sum_k (s_{kj} - \mathbf{v}_j^\top \mathbf{v}_k) \mathbf{v}_k^\top + 2\lambda \mathbf{v}_j^\top \\ 0 &= -(P_{*,j}^\top - \mathbf{v}_j^\top U^\top) U \\ &\quad - (Q_{*,j}^\top - \mathbf{v}_j^\top V^\top) V + \lambda \mathbf{v}_j^\top \\ P_{*,j}^\top U + Q_{*,j}^\top V &= \mathbf{v}_j^\top (U^\top U + V^\top V + \lambda I) \\ \mathbf{v}_j^\top &= (P_{*,j}^\top U + Q_{*,j}^\top V) (U^\top U + V^\top V + \lambda I)^{-1} \end{aligned} \quad (7)$$

Here, $P_{*,j}$ means a column vector of matrix P with index j and s_{kj} indicates (k, j) -th element of matrix Q . To update the POI profile vector, in contrast to the case of the user profile vector, we need a user latent matrix U which can reveal the preferences of the users by multiplying the POI latent matrix V . For preventing the privacy breaches, one option is to let users perturb their profile vectors directly and submit the perturbed profile vectors to the recommendation server. However, directly perturbing the profile vectors will enormously distort users' preferences, which leads to low quality of recommendation.

For circumventing the above issue, we instead apply SGD to update the POI profile vector. In other words, instead of adding noises to the user profile vectors directly, we let each user submit the perturbed gradients of Equation 5. Then, the recommendation server aggregates the perturbed gradients and update the POI profile vector based on SGD. Again, we can rewrite the gradient of POI profile vector as follows.

Algorithm 2 Gradient Perturbation using Piecewise Mechanism

Input: a privacy budget ε , a user profile vector \mathbf{u}_i , a prediction error $e_{ij} = (r_{ij} - \mathbf{u}_i^\top \mathbf{v}_j)$, a profile vector size d

Output: a perturbed gradient value $d\hat{e}_{ij}\mathbf{u}_i[t]$

- 1: User i selects a value t from $\{1, 2, \dots, d\}$
- 2: Project e_{ij} into the range $[-1, 1]$
- 3: Set $C = \frac{e^{\varepsilon/2} + 1}{e^{\varepsilon/2} - 1}$
- 4: Set $l(e_{ij}) = \frac{C+1}{2} \cdot e_{ij} - \frac{C-1}{2}$
- 5: Set $r(e_{ij}) = l(e_{ij}) + C - 1$
- 6: User i selects a value x from $[0, 1]$
- 7: **if** $x < \frac{e^{\varepsilon/2}}{e^{\varepsilon/2} + 1}$ **then**
- 8: User i selects a value \hat{e}_{ij} from $[l(e_{ij}), r(e_{ij})]$
- 9: **else**
- 10: User i selects a value \hat{e}_{ij} from
- 11: $[-C, l(e_{ij})] \cup (r(e_{ij}), C]$
- 12: **end if**
- 13: return $d\hat{e}_{ij}\mathbf{u}_i[t]$

$$\begin{aligned} \nabla_{\mathbf{v}_j} \mathcal{L}_{SPIREL} &= - \sum_{i=1}^m 2\mathbf{u}_i(r_{ij} - \mathbf{u}_i^\top \mathbf{v}_j) \\ &\quad - \sum_{k=1}^n 2\mathbf{v}_k(s_{kj} - \mathbf{v}_k^\top \mathbf{v}_j) + 2\lambda \mathbf{v}_j \end{aligned} \quad (8)$$

Equation 8 largely consists of two terms: $\mathbf{u}_i(r_{ij} - \mathbf{u}_i^\top \mathbf{v}_j)$ and $\mathbf{v}_k(s_{kj} - \mathbf{v}_k^\top \mathbf{v}_j)$. The recommendation server can calculate the term $\mathbf{v}_k(s_{kj} - \mathbf{v}_k^\top \mathbf{v}_j)$ by itself because the value s_{kj} is already obtained by Algorithm 1. The other term $\mathbf{u}_i(r_{ij} - \mathbf{u}_i^\top \mathbf{v}_j)$ has a prediction error of r_{ij} , which indicates the visiting count. Hence, the users should submit the perturbed gradients to prevent the recommendation server from learning whether a user i visits POI j . To perturb the term $\mathbf{u}_i(r_{ij} - \mathbf{u}_i^\top \mathbf{v}_j)$, we apply the randomized response method of Wang et al. [23], called Piecewise Mechanism (PM).

Figure 4 and Algorithm 2 demonstrates the gradients perturbation process that utilizes PM. PM focuses on the problem of estimating the mean of perturbed numeric values. Assume that the input value of PM is in the range $[-1, 1]$. For reducing

the estimation error, PM first builds a probability distribution with three pieces that bound the output value within the range $[-C, C]$; (1) left piece with $[-C, l(e_{ij})]$, (2) center piece with $[l(e_{ij}), r(e_{ij})]$ and (3) right piece with $(r(e_{ij}), C]$. The center piece moves along the input value with its length $(C - 1)$ unchanged. Then, PM outputs a perturbed numeric value included in the center piece with relatively high probability.

Lemma IV.2. *Algorithm 2 satisfies ε -LDP.*

Proof. We can compute the probability distribution function of Algorithm 2 as follows.

$$e_{ij} = \begin{cases} [l(e_{ij}), r(e_{ij})] & \text{with prob. } \frac{e^\varepsilon - e^{\varepsilon/2}}{2(e^{\varepsilon/2} + 1)} \\ [-C, l(e_{ij})] & \text{with prob. } \frac{e^{\varepsilon/2} - 1}{4e^{\varepsilon/2}(e^{\varepsilon/2} + 1)} \\ (r(e_{ij}), C] & \text{with prob. } \frac{e^{\varepsilon/2} - 1}{4e^{\varepsilon/2}(e^{\varepsilon/2} + 1)} \end{cases}$$

Let e_{ij} and e'_{ij} be the two distinct user's prediction error values. Then, in worst case, Algorithm 2 outputs the same prediction error value (e'_{ij}) as the following probability.

$$\frac{Pr[\mathcal{A}(e_{ij}) = e'_{ij}]}{Pr[\mathcal{A}(e'_{ij}) = e'_{ij}]} \leq \frac{\frac{e^\varepsilon - e^{\varepsilon/2}}{2(e^{\varepsilon/2} + 1)}}{\frac{e^{\varepsilon/2} - 1}{2e^{\varepsilon/2}(e^{\varepsilon/2} + 1)}} = e^\varepsilon$$

□

Since each user submits a noisy gradient of a randomly sampled dimension of profile vector through Algorithm 2, the server cannot learn about which POIs the user visits. However, the server still could estimate the term $-\sum_{i=1}^m 2\mathbf{u}_i(r_{ij} - \mathbf{u}_i^\top \mathbf{v}_j)$ by taking the average of perturbed gradients.

Finally, to satisfy ε -LDP, we should divide the privacy budget for each process of Algorithm 1 and 2, according to Theorem II.1. Namely, we let users use ε_1 to perturb their transition pattern and ε_2 to perturb a gradient of selected dimension, thereby the sum of ε_1 and ε_2 equals to ε .

D. Calculating preferences

With the learned profile vector of users and POIs, SPIREL can provide next POI candidates while considering the current location of users. Specifically, suppose a user i is in POI j . Then, the preference of next POI k of user i can be calculated as follows:

$$pref_i^k = \mathbf{u}_i^\top \mathbf{v}_k + \mathbf{v}_j^\top \mathbf{v}_k \quad (9)$$

Equation 9 consists of two preferences. The first term $\mathbf{u}_i^\top \mathbf{v}_k$ indicates the personal preference of the next POI k . Further, the second term $\mathbf{v}_j^\top \mathbf{v}_k$ represents the POI transition preference of POI j to POI k . By taking the sum of two preferences, we can recommend top- k next POIs to users. It should be noted that because the POI profile vectors are publicly known, users do not have to submit their current location to the server. In other words, only if the recommendation server sends all the POI profile vectors to users, users can sort the preferences for all next POIs by themselves.

E. Optimizations

1) *Learning With User Group:* We further consider an optimization technique to estimate the perturbed gradients accurately. In a non-private setting, the matrix factorization process can stop when the prediction error is small enough. However, under a private setting, the recommendation server cannot stop the learning process before k iterations because each user submits perturbed gradients to the server. Accordingly, the existing method [12] lets users split their privacy budget over k iterations, where each gradient submission guarantees ε/k -LDP.

When answering multiple questions, the authors of [16] proved that partitioning users into groups is better than splitting the privacy budget in terms of accuracy of the aggregated result under LDP. Our optimization is based on this idea. Specifically, we partition the users randomly into k groups and ask each user group to submit their perturbed gradients using the entire privacy budget. After that, the recommendation server stochastically updates the POI latent matrix with the mean of the perturbed gradients of each user group.

2) *Normalizing Implicit Feedback:* Note that we model the movement of people based on the transition between two POIs. Furthermore, as explained in Section IV-B, we let each user sample one transition pattern from their check-in history and build a noisy POI-POI matrix. This means that the server does not have any explicit feedback from users regarding their transition preferences. Even worse, the estimated frequencies depend on the number of users that participate in the recommendation system. To sum up, we need to normalize the estimated frequencies to infer transition preferences indirectly.

Early work on matrix factorization for implicit feedback [24] defines the notion of confidence, which linearly increases based on the number of implicit feedback. For example, the authors in [24] suggest a plausible choice for the confidence value as $c_{ui} = 1 + \alpha r_{ui}$. Here, r_{ui} is referred to *observations*, which indicates the number of implicit feedback of user u on item i . The rate of confidence increasing is controlled by the constant α .

We cannot directly use the above notion in our framework for two reasons. First, the estimated frequency through LDP can have a negative value. If the true frequency is close to zero, the noisy frequency can be unbiasedly estimated and thus can take a negative value. In this situation, we cannot assume that the negative frequencies indicate that the users dislike the transition pattern, since the true count may be zero. Secondly, the estimated frequencies depend on the total number of users participating in the recommendation system. Note that the estimated count can be calculated by $\frac{\sum_{x=1}^m \hat{t}_x - mq}{p-q}$. This means that the overall frequencies keep growing as more users participate in the recommendation system.

To overcome this issue, we use the sigmoid function and set the (i, j) -th element of matrix Q to $1 + \text{sigmoid}(Q[i][j])$. The sigmoid function can be defined as $\text{sigmoid}(x) = \frac{1}{1+e^{-x}}$. This sigmoid function has several properties. First, the sigmoid

function has an input domain of all real numbers. Second, its output is monotonically increasing and is in the range $[0, 1]$. A wide variety of sigmoid functions are used as the activation function of neural networks. In our work, we utilize this function to bound the estimated frequencies of transition patterns.

3) *Accelerating Learning Process*: As mentioned in Section IV-C, we update the user profile vector with ALS and POI profile vector with SGD. Generally, SGD relatively requires more iterations of updates to reach the optimum compared with ALS. Even worse, we experimentally found that SGD can get easily stuck in a local optimum of Equation 5. Consequently, we use Adam optimizer [25], which is a variant of gradient descent methods and is known to achieve good results fast. Briefly, Adam optimizer maintains an exponentially decaying averages of previous gradients m and squared gradients v as follows.

$$\begin{aligned} m &= \beta_1 m + (1 - \beta_1) \nabla_{\mathbf{v}_j} \mathcal{L}^{SPIREL} \\ v &= \beta_2 v + (1 - \beta_2) (\nabla_{\mathbf{v}_j} \mathcal{L}^{SPIREL})^2 \end{aligned} \quad (10)$$

Since m and v are typically initialized to 0, Adam optimizer performs bias correction as follows.

$$\hat{m} = \frac{m}{1 - \beta_1}, \hat{v} = \frac{v}{1 - \beta_2} \quad (11)$$

Finally, the update rule is given by as follows.

$$\mathbf{v}_j = \mathbf{v}_j - \frac{\gamma}{\sqrt{\hat{v}} + \epsilon} \hat{m} \quad (12)$$

Here, β_1 and β_2 control the decay rates of the moving averages. Further, γ indicates the learning rate and ϵ is used to avoid a divide by 0.

V. EVALUATION

In this section, we evaluate our SPIREL method in various settings to demonstrate the performance in successive POI recommendation task. All experiments were performed on a server with Intel i9-9900X CPU with 128GB of memory and Geforce RTX 2080 GPU. In all experiments, we average results over 10 runs.

A. Experimental Setup

Datasets. We use two public datasets: *Gowalla*² and *TaxiTrip*³. *Gowalla* contains 6,442,890 check-ins. In this experiment, we use a part of *Gowalla* records in LA, where there are total 9,617 users and 585 POIs. Next, *TaxiTrip* includes Chicago taxi trip records that represent the pick-up and drop-off locations of 6,558 taxis. Since each record does not contain any intermediate POIs, we slightly changed this dataset. We first build a road network of the Chicago area. For each pick-up and drop-off location, we count the number of passengers. Based on this distribution of pick-up and drop-off location, we generate the check-in history of

267,739 users with 526 POIs. We also sample 10,000 users and 373 POIs from *TaxiTrip* dataset, which is referred to as *TaxiTrip-Small*. In *Gowalla* dataset, we let each user contain 10 check-ins and 20 check-ins in *TaxiTrip* and *TaxiTrip-Small* datasets, respectively.

Methods. Whereas Hua et al. [10], Zhang et al. [11] and Shin et al. [12] only consider the relationship between the users and items, SPIREL is the first work to consider the relationship between POIs while guaranteeing the LDP. That is, there is no existing private recommendation method that can directly compare with SPIREL. Accordingly, we evaluate SPIREL with two methods. First, we compare SPIREL with non-private baseline method that predicts a user’s preference on POIs by only factorizing user-POI matrix, called *NPB*. We also use SGD in the training process of *NPB* method. Next, we compare with the private version of *NPB*, referred to *PB*. In learning process of *PB* method, SGD follows the protocol of [12] satisfying LDP. For all methods, we exclude the latest check-in of check-in history and train the recommendation system with the remaining check-ins.

Metrics. We employ two evaluation metrics to evaluate recommendation quality: Recall@ k and Mean Reciprocal Rank (MRR). In successive POI recommendation task, Recall@ k indicates the ratio of users whose latest POI is in the top- k POI candidates. Because there is only one correct answer in successive POI recommendation task, we do not use Precision@ k . Next, MRR is widely used in evaluating the quality of recommendation. For a single recommendation result, the reciprocal rank is $\frac{1}{rank}$, where $rank$ is the position of the correct answer in the recommendation list. We evaluate the Recall@ k and MRR from the top- $k \in \{3, 5, 7, 10\}$ results. **Parameters.** Next, we describe the parameter values used in experiments. We experiment with five values of privacy budget $\epsilon \in \{0.2, 0.4, 0.6, 0.8, 1.0\}$ and use 1.0 as default value. The regularization parameter λ is 10^{-8} . For *NPB* and *PB*, we set the size of profile vector d to 5 for *Gowalla* and 10 for *TaxiTrip* and *TaxiTrip-Small*. Further, we set d to 10 for *Gowalla* and 15 for *TaxiTrip* and *TaxiTrip-Small* in our SPIREL. The learning rate γ is set to 1 for *PB* and SPIREL. In *NPB*, γ is set to 0.01 for *Gowalla*, 0.005 for *TaxiTrip-Small* and 0.001 for *TaxiTrip*, respectively.

B. Experimental Results

Effects of normalizing implicit feedback. We first evaluate the effects of optimization techniques applied in SPIREL. We first run SPIREL on *Gowalla* dataset without applying the sigmoid function to the estimated frequency of transition pattern. Figure 5 illustrates the Recall@5 of SPIREL. From the result, we observe that without normalizing, SPIREL could not accurately predict the next POI. In conclusion, normalizing the transition pattern frequency enhances the accuracy of SPIREL significantly.

Effects of Adam optimizer. Next, we measure the effects of Adam optimizer. Note that we apply Adam optimizer when training POI-POI matrix. Figure 6 plots the root mean

²<https://snap.stanford.edu/data/loc-gowalla.html>

³<https://data.cityofchicago.org/Transportation/Taxi-Trips/wrvz-psew/data>

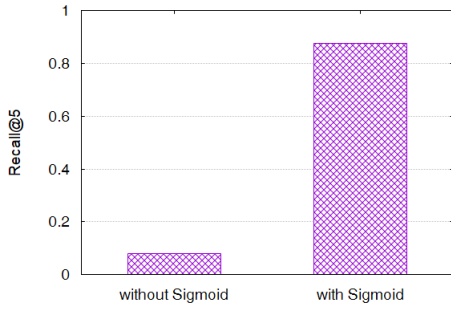


Fig. 5: Recall@5 of SPIREL on *Gowalla* dataset with and without Sigmoid function.

square error (RMSE) of user-POI and POI-POI matrix over 15 iterations on *Gowalla* dataset. As shown in Figure 6, RMSE of user-POI matrix converges after only a few iterations regardless of Adam optimizer. However, without Adam optimizer, the RMSE of POI-POI matrix decrease slowly and get stuck in a local optimum as we explained in Section IV-E3. On the other hand, the RMSE of POI-POI matrix keeps decreasing with Adam optimizer and shows lower RMSE than SGD after 3 iterations.

Varying number of iterations. Figure 7 shows the Recall@5 and MRR change of our SPIREL with respect to the maximum number of iterations on *Gowalla* dataset. From the figure, we observe that the SPIREL attains the best performance at around 2 iterations. SPIREL keeps similar Recall@5 and MRR at around 30 iterations and, its performance drops off after 40 iterations. The reason is that when the number of iterations grows, the number of user groups also increases. In other words, the number of users in each group also decreases, which results in more noisy gradients at each iteration. Thus, we choose 10 as a default value of iterations, which achieves suitable RMSE and prediction performance.

Varying privacy budget allocation ratio. In Figure 8, we additionally evaluate the prediction performance of SPIREL with respect to privacy budget ratio. Note that SPIREL consists of two perturbation methods. Thus, each user of SPIREL should divide their privacy budget according to Theorem II.1. In this experiment, we set the entire privacy budget ϵ to 1.0 and

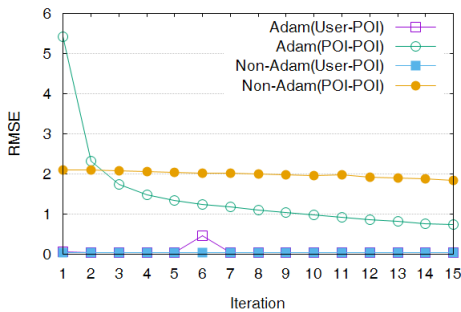


Fig. 6: RMSE of user-POI matrix and POI-POI matrix over 15 iterations with and without Adam optimizer.

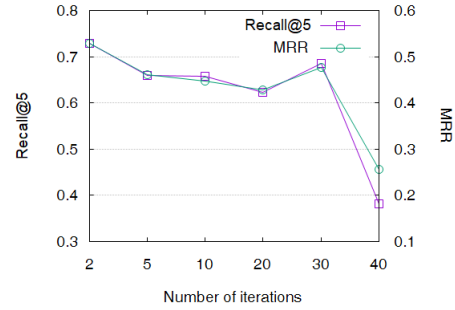


Fig. 7: Recall@5 and MRR of SPIREL when varying the number of iterations on *Gowalla* dataset.

change the allocation ratio from 1:9 to 9:1 (transition perturbation/gradient perturbation). The result shows that SPIREL achieves the best performance when the privacy budget is equally assigned. Thus, we equally divide the privacy budget in all experiments.

Recall@ k and MRR comparison. Figure 9 and 10 summarize the experimental results of SPIREL compared with *NPB* and *PB* methods. Recall that *NPB* and *PB* methods only consider the relationship between users and POIs. Compared to SPIREL, both methods could not recommend suitable next POIs based on the user's current location. Particularly, the results of *NPB* are in accordance with Section III-B.

When factorizing the same user-POI matrix of *NPB* using *PB*, we observe that *PB* further fails to recommend suitable next POIs for most of the users. Unlike *NPB*, this can be attributed to the noises that *PB* has added over the gradient descent steps. The added noise hurts the unobserved relationship between POIs, which fails to provide insights about transition preferences among POIs. This also reveals that the successive POI recommendation problem is not a trivial task for the existing private recommendation methods. Based on this intuition, we jointly optimize the user-POI matrix with POI-POI matrix by the linear combination model.

As shown in Figure 9, SPIREL outperforms all the methods in terms of Recall@ k . In *Gowalla* and *TaxiTrip-Small* datasets, about 60% of users are recommended with suitable POI candidates. The accuracy increases by up to 80% when top-

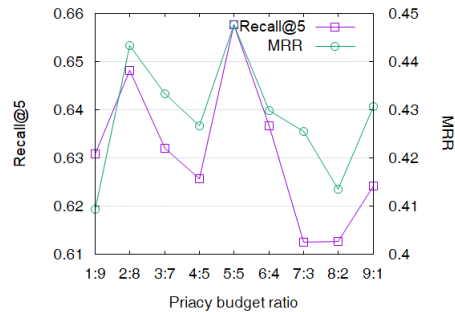


Fig. 8: Recall@5 and MRR of SPIREL when varying the privacy budget ratio on *Gowalla* dataset.

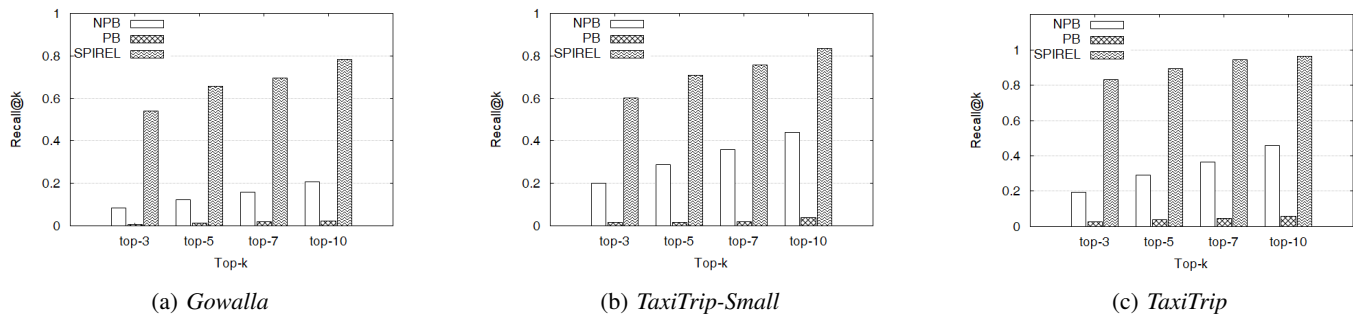


Fig. 9: Recall@ k on the three datasets.

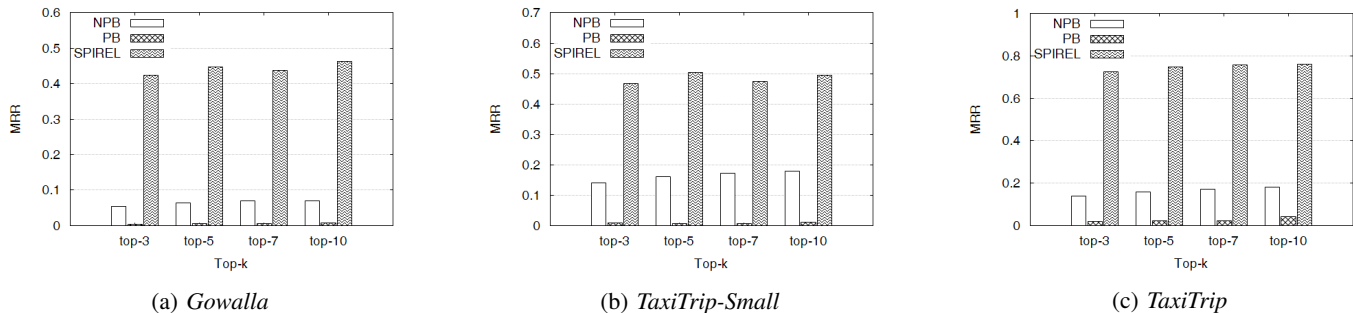


Fig. 10: MRR on the three datasets.

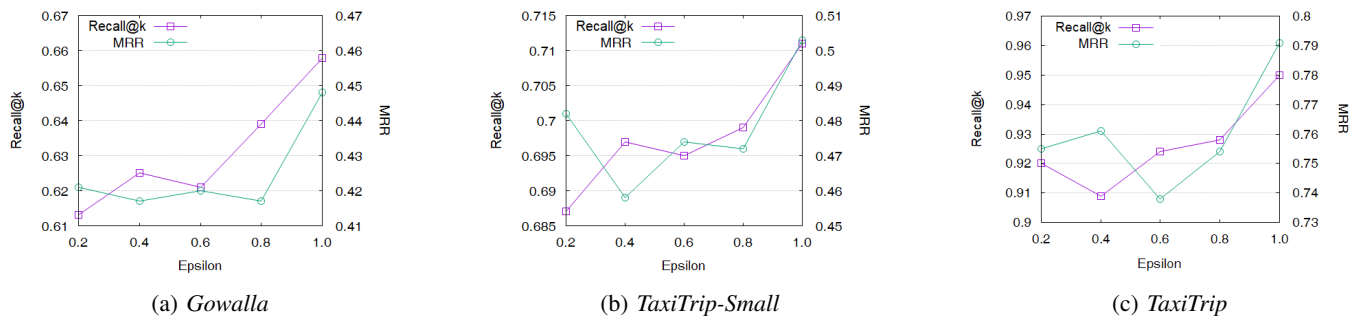


Fig. 11: Recall@ k and MRR of SPIREL on the three datasets.

10 POIs are given to users. The accuracy even reaches up to 96% in *TaxiTrip* dataset, when the users are given top-10 POI candidates. This is because LDP mechanisms are effective mostly when there are many users. These results show that SPIREL can effectively provide the next POI candidates by using the POI transition patterns.

In terms of recommendation quality demonstrated in Figure 10, we observe that SPIREL can provide personalized POI candidates. In average, the correct POI is positioned at rank 2 in POI candidates in *Gowalla* and *TaxiTrip-Small* dataset. Furthermore, the correct POI is in the first place among the recommendation list for most users in *TaxiTrip*. This is because SPIREL also considers the relationship between users and POIs. Thus, SPIREL can accurately predict personalized POI candidates while preserving the location privacy of users.

Finally, we evaluate the performance of SPIREL while varying the privacy budget. Figure 11 demonstrates that both

recommendation accuracy and quality increases as ϵ grows from 0.2 to 1.0. These results are expected because the error of LDP mechanisms is reduced as ϵ increases. Furthermore, the performance gap between $\epsilon = 0.2$ and $\epsilon = 1.0$ is very small among the three datasets. This shows that SPIREL maintains high recommendation quality even when ϵ is small.

VI. RELATED WORK

The problem of successive POI recommendation has received much attention recently [1]–[4]. To predict where a user will visit next, we need to consider the relationship between POIs. However, existing private recommendation methods [10]–[12] only focus on learning the relationship between users and items. Our research direction is to incorporate the relationship between POIs by adapting the transfer learning approach [18]–[20]. Most transfer learning methods in collaborative filtering utilize auxiliary domain data by sharing the la-

tent matrix between two different domain. In our work, we use two domain data from users' check-in history: visiting counts and POI transition patterns. We assume that the POI latent factors can bridge the user-POI and POI-POI relationships. To figure out the POI-POI relationship, we build a POI-POI matrix, which represents global preference transitions between two POIs. After that, in the learning process, users update their profile vector based on the visiting counts which describe user-POI relationship.

Differential privacy [14] is a rigorous privacy standard that requires the output of a DP mechanism should not reveal information specific to any individuals. DP requires a trusted data curator who collects original data from users. Recently, a local version of DP has been proposed. In the local setting, each user perturbs his/her data and sends perturbed data to the data curator. Since the original data never leave users' devices, LDP mechanisms have the benefit of not requiring trusted data curator. Accordingly, many companies attempt to adopt LDP to collect data from the clients privately [6]–[9].

There are several works applying DP/LDP on the recommendation system [10]–[12]. Hua et al. [10] proposed an objective function perturbation method. In their work, a trusted data curator adds Laplace noises to the objective function so that the factorized item matrix satisfies DP. They also proposed a gradient perturbation method which can preserve the privacy of users' ratings from an untrusted data curator. Zhang et al. [11] proposed a probabilistic matrix factorization with personalized differential privacy. They used a random sampling method to satisfy different users' privacy requirements. Then, they applied the objective function perturbation method to obtain the perturbed item matrix. Finally, Shin et al. [12] proposed a new recommendation system under LDP. Specifically, users update their profile vectors locally and submit perturbed gradients in the iterative factorization process. Further, to reduce the error incurred by perturbation, they adopted random projection for dimensionality reduction.

VII. CONCLUSION

In this paper, we proposed a novel successive POI recommendation system under LDP, namely SPIREL. We first investigated that considering the POI relationship in successive POI recommendation task is crucial. Accordingly, we utilize the POI transition patterns from the users' check-in history. SPIREL further incorporates visiting counts to learn the relationship between users and POIs. Moreover, we introduced two LDP mechanisms to train our SPIREL and several optimization techniques. Our experimental results on two public datasets show that SPIREL can provide improved POI recommendation performance than the existing private recommendation methods.

REFERENCES

[1] C. Cheng, H. Yang, M. R. Lyu, and I. King, "Where you like to go next: Successive point-of-interest recommendation," in *IJCAI*, pp. 2605–2611, 2013.

[2] X. Liu, Y. Liu, K. Aberer, and C. Miao, "Personalized point-of-interest recommendation by mining users' preference transition," in *CIKM*, pp. 733–738, 2013.

[3] D. Lian, C. Zhao, X. Xie, G. Sun, E. Chen, and Y. Rui, "Geomf: joint geographical modeling and matrix factorization for point-of-interest recommendation," in *SIGKDD*, pp. 831–840, 2014.

[4] B. Chang, Y. Park, D. Park, S. Kim, and J. Kang, "Content-aware hierarchical point-of-interest embedding model for successive poi recommendation," in *IJCAI*, pp. 3301–3307, 2018.

[5] A. Narayanan and V. Shmatikov, "Robust de-anonymization of large datasets (how to break anonymity of the netflix prize dataset)," *University of Texas at Austin*, 2008.

[6] Ú. Erlingsson, V. Pihur, and A. Korolova, "Rappor: Randomized aggregatable privacy-preserving ordinal response," in *CCS*, pp. 1054–1067, 2014.

[7] Differential Privacy Team, "Learning with privacy at scale," *Apple Machine Learning Journal*, vol. 1, no. 8, pp. 1–25, 2017.

[8] B. Ding, J. Kulkarni, and S. Yekhanin, "Collecting telemetry data privately," in *NIPS*, pp. 3571–3580, 2017.

[9] T. T. Nguyễn, X. Xiao, Y. Yang, S. C. Hui, H. Shin, and J. Shin, "Collecting and analyzing data from smart device users with local differential privacy," *arXiv preprint arXiv:1606.05053*, 2016.

[10] J. Hua, C. Xia, and S. Zhong, "Differentially private matrix factorization," in *IJCAI*, pp. 1763–1770, 2015.

[11] S. Zhang, L. Liu, Z. Chen, and H. Zhong, "Probabilistic matrix factorization with personalized differential privacy," *arXiv preprint arXiv:1810.08509*, 2018.

[12] H. Shin, S. Kim, J. Shin, and X. Xiao, "Privacy enhanced matrix factorization for recommendation with local differential privacy," *TKDE*, vol. 30, no. 9, pp. 1770–1782, 2018.

[13] J. C. Duchi, M. I. Jordan, and M. J. Wainwright, "Local privacy and statistical minimax rates," in *FOCS*, pp. 429–438, 2013.

[14] C. Dwork, F. McSherry, K. Nissim, and A. Smith, "Calibrating noise to sensitivity in private data analysis," in *Theory of cryptography conference*, pp. 265–284, 2006.

[15] S. L. Warner, "Randomized response: A survey technique for eliminating evasive answer bias," *Journal of the American Statistical Association*, vol. 60, no. 309, pp. 63–69, 1965.

[16] T. Wang, J. Blocki, N. Li, and S. Jha, "Locally differentially private protocols for frequency estimation," in *USENIX Security Symposium*, pp. 729–745, 2017.

[17] F. McSherry, "Privacy integrated queries: an extensible platform for privacy-preserving data analysis," in *SIGMOD*, pp. 19–30, 2009.

[18] W. Pan, E. W. Xiang, N. N. Liu, and Q. Yang, "Transfer learning in collaborative filtering for sparsity reduction," in *AAAI*, pp. 230–235, 2010.

[19] W. Pan, N. N. Liu, E. W. Xiang, and Q. Yang, "Transfer learning to predict missing ratings via heterogeneous user feedbacks," in *AAAI*, pp. 2318–2323, 2011.

[20] W. Pan and Q. Yang, "Transfer learning in heterogeneous collaborative filtering domains," *Artificial intelligence*, vol. 197, pp. 39–55, 2013.

[21] Y.-A. De Montjoye, C. A. Hidalgo, M. Verleysen, and V. D. Blondel, "Unique in the crowd: The privacy bounds of human mobility," *Scientific reports*, vol. 3, pp. 1–5, 2013.

[22] Y. Zhou, D. Wilkinson, R. Schreiber, and R. Pan, "Large-scale parallel collaborative filtering for the netflix prize," in *AAIM*, pp. 337–348, 2008.

[23] N. Wang, X. Xiao, Y. Yang, J. Zhao, S. C. Hui, H. Shin, J. Shin, and G. Yu, "Collecting and analyzing multidimensional data with local differential privacy," in *ICDE*, pp. 638–649, 2019.

[24] Y. Hu, Y. Koren, and C. Volinsky, "Collaborative filtering for implicit feedback datasets," in *ICDM*, pp. 263–272, 2008.

[25] D. P. Kingma and J. Ba, "Adam: A method for stochastic optimization," *arXiv preprint arXiv:1412.6980*, 2014.