

A parallel priority queue with fast updates for GPU architectures

John Iacono*

Ben Karsin[†]

Nodari Sitchinava[‡]

Abstract

The high computational throughput of modern graphics processing units (GPUs) make them the de-facto architecture for high-performance computing applications. However, to achieve peak performance, GPUs require highly parallel workloads, as well as memory access patterns that exhibit good locality of reference. As a result, many state-of-the-art algorithms and data structures designed for GPUs sacrifice work-optimality to achieve the necessary parallelism. Furthermore, some abstract data types are avoided completely due to there being no corresponding data structure that performs well on the GPU. One such abstract data type is the priority queue.

Many well-known algorithms rely on priority queue operations as a building block. While various priority queue structures have been developed that are parallel, cache-aware, or cache-oblivious, none has been shown to be efficient on GPUs. In this paper, we present the PARBUCKETHEAP, a parallel, cache-efficient data structure designed for modern GPU architectures that supports standard priority queue operations, as well as bulk update. We analyze the structure in several well-known computational models and show that it provides both optimal parallelism and is cache-efficient. We implement the PARBUCKETHEAP and, using it, we solve the single-source shortest path (SSSP) problem. Experimental results indicate that, for sufficiently large, dense graphs with high diameter, we out-perform current state-of-the-art SSSP algorithms on the GPU by up to a factor of 5. Unlike existing GPU SSSP algorithms, our approach is work-optimal and places significantly less load on the GPU, reducing power consumption.

1 Introduction

In the past decade, graphics processing units (GPUs) have emerged as the most effective hardware architectures for solving computationally intensive problems. The high computational throughput and relatively low power consumption have made GPUs and many-core architectures the most frequently used hardware systems for large compute clusters and supercomputers. However, many classical algorithms and data structures that were developed for sequential machines generate workloads that are not well-suited for highly parallel GPUs. As a result, many state-of-the-art GPU-efficient libraries employ brute-force techniques to more effectively leverage the hardware, resulting in algorithms that are theoretically sub-optimal. Additionally, GPU-efficient variations of many fundamental data structures have yet to be developed.

One fundamental abstract data type (ADT) that lacks a GPU-efficient data structure is the priority queue. The priority queue ADT is defined as a collection of elements that supports UPDATE, DELETE, and EXTRACTMIN (return the smallest element in the collection). The prototypical priority queue data structure is the heap, with many variants providing different performance tradeoffs.

*Université Libre de Bruxelles.

[†]Université Libre de Bruxelles.

[‡]University of Hawaii an Manoa.

Many of the well-known abstract computational models has a corresponding priority queue data structures that minimizes the cost of each operation. However, the complexity of GPU architectures makes it unclear which model best captures GPU performance and if any such existing data structure is well-suited.

GPU-efficient algorithms require a high degree of parallelism while exhibiting memory access patterns with good locality of reference. Thus, GPU performance is best captured by computational models designed to model parallel machines and those that focus on cache efficiency. The parallel random access machine (PRAM) model [1] is the most well-known parallel computational model, where the running time of an algorithm is measured by the number of parallel memory accesses it performs. The PRAM model has several variants that restrict or allow concurrent reading or writing to the same memory location by different processors. In this work, we consider only the EREW (exclusive read, exclusive write) PRAM model that disallows such concurrent accesses. The external memory (EM) model [2] (also known as the disk access model) considers a single processor with internal memory of size M and measures the cost of an algorithm by the number of block transfers it performs, where each block transfer loads B contiguous elements into internal memory. The PEM model [3] seeks to combine these two models, with P processors each having M internal memory, and cost is measured in the number of parallel block accesses, where each processor loads B elements into internal memory.

Table 1: Time to perform priority queue operations in different models.

	RAM / PRAM		EM / PEM	
Data structure	EXTRACTMIN	BULKUPDATE	EXTRACTMIN	BULKUPDATE
Seq. Bucket Heap [4]	$O(\log n)$	$O(d \log n)$	$O\left(\frac{1}{B} \log \frac{n}{B}\right)$	$O\left(\frac{d}{B} \log \frac{n}{B}\right)$
Parallel Priority Queue [5]	$O(1)$	$O(d)$	$O(1)$	$O(d)$
This work	$O(1)$	$O(\log d)$	$O\left(\frac{\log(n/M)}{PB} + \frac{1}{B}\right)$	$O\left(\frac{d \log(n/M)}{PB} + \frac{d}{B}\right)$

1.1 Contributions In this work, we present the parallel bucket heap (PARBUCKETHEAP), a GPU-efficient priority queue data structure. We base the PARBUCKETHEAP on the cache-oblivious bucket heap of Brodal et al. [4], and extend it to allow for parallelism. Thus, when performing EXTRACTMIN, UPDATE, and DELETE, the PARBUCKETHEAP matches the performance of the current best structures in the EM and PRAM models, and significantly reduces the cost in the PEM model (see Table 1 for a summary of these results). Furthermore, the PARBUCKETHEAP allows for efficient batching of UPDATES into a single BULKUPDATE operation that further reduces the cost per UPDATE. The BULKUPDATE operation is particularly useful when the PARBUCKETHEAP is used to solve the single-source shortest path (SSSP) problem using a variant of Dijkstra’s algorithm, as batches of UPDATE operations are necessary.

We implement the PARBUCKETHEAP using the CUDA API and experimentally evaluate its performance on two modern GPUs. We demonstrate that the PARBUCKETHEAP can efficiently perform large batches of UPDATES. Using the PARBUCKETHEAP, we implement a variant of Dijkstra’s algorithm to solve the SSSP problem. We evaluate the performance of our SSSP algorithm and

compare results with the SSSP algorithm available with the state-of-the-art GPU graph algorithms library, nvGRAPH [6]. We show that, for sufficiently dense graphs with long shortest paths, our algorithm outperforms the nvGRAPH SSSP implementation by up to $5.3\times$. Finally, we demonstrate that, due to the work-efficient nature of our SSSP algorithm, using nvGRAPH results in the GPU drawing up to $3.1\times$ more power to solve instances of the SSSP problem with the same execution time.

The paper is organized as follows: in Section 2 we provide background and discuss related work, in Section 3 we present our parallel bucket heap data structure, and in Section 4 we provide implementation details and experimental results.

2 Background and Related work

In this work we consider the priority queue abstract data type (ADT). Formally, the ADT is defined over a collection of elements, Q , where each element consists of a value and priority, i.e., $e \in Q = (val, p)$. For each element e , we define $e.val$ and $e.p$ to be the value, and priority, respectively. The ADT supports the following operations: `EXTRACTMIN` removes and returns the element in Q with the smallest priority, i.e., $e \in Q$ s.t. $e.p = \min_{e_i \in Q} e_i.p$. `UPDATE(e)` adds new element $e = (val, p)$ to Q and, if there exists an $e' = (val, p')$ with the same value in Q , then remove e' (so that it is replaced by e).¹ `DELETE(e)` removes e from Q if it is contained in Q .

There are many data structures defined that implement the priority queue ADT, including various types of heaps [4, 5, 7–9]. We note that many other data structures, including binary search trees or sorted arrays, can be used as priority queues, though they provide additional functionality and are therefore not as efficient when performing only the above operations. Though not considered part of the standard priority queue ADT, in this work we additionally consider the `BULKUPDATE(U)` operation that, given a set of elements U , performs `UPDATE(e)` for each $e \in U$.

We formally define what it means for a data structure to correctly implement the priority queue ADT as follows. Given a series of n operations $O = \text{OP}(1), \text{OP}(2), \dots, \text{OP}(n)$, comprised of `EXTRACTMIN`, `UPDATE`, and `DELETE` operations, any `EXTRACTMIN`, `OP(i)`, performed must retrieve the element with the smallest priority in the collection. That is, given that the data structure contains the elements Q , if we perform k `UPDATE` operations, inserting elements U , followed by an `EXTRACTMIN`, the `EXTRACTMIN` must return the element $e \in Q \cup U$ such that $e.p = \min_{e_i \in Q \cup U} e_i.p$. Similarly, if the data structure contains Q and we perform k `DELETE` operations to remove the elements D , an `EXTRACTMIN` must return element $e \in Q \setminus D$ such that $e.p = \min_{e_i \in Q \setminus D} e_i.p$ (where $Q \setminus D$ represents all elements in Q that are not in D).

Several fundamental priority queue data structures provide tradeoffs between simplicity and performance (e.g., binary heaps, Fibonacci heaps [10], pairing heaps [8], etc.). However, these heaps are inherently sequential and operations on heaps cannot be easily parallelized. Thus, several priority queues have been developed to expose parallelism [5, 9, 11], with Brodal et al. [5] presenting a structure that performs all standard priority queue operations in constant time and logarithmic work in the parallel random access machine (PRAM) model [1].

To our knowledge, all existing parallel priority queue data structures are not cache-efficient, and as such may not perform well on GPUs or other parallel systems that rely on locality of reference to

¹In this work, we assume that updates only decrease priority (i.e., $p < p'$). However, this assumption can easily be removed by adding a timestamp to each element when it is inserted into the structure and, when deleting duplicate entries, the most recent timestamp is kept.

achieve peak performance. While not inherently parallel, in the context of the EM or cache-oblivious models, the cache-oblivious bucket heap [4] and buffer heap [12] structures achieve sub-constant time operations when the block size, B , is sufficiently large. Since there are no parallel, cache-efficient priority queue structures, few works have considered using priority queues on GPUs [13, 14]. While, in 2012, He et al. [14] presented a priority queue that could achieve a 30x speedup over sequential execution, Baudis et al. [13] more recently demonstrated that, for small queues of up to 500 items, simple circular buffers out-perform tree-based queues for a range of applications.

In this work, we focus on using priority queue structures to solve the single-source shortest paths (SSSP) problem. Given a graph consisting of n vertices, m weighted edges, and a source vertex s , the SSSP problem asks to find, for each vertex v , the path from s to v such that sum of the weights of all edges on the path is smallest. We assume that all edges have non-negative weight edges and, for this work, we consider both directed and undirected graphs. In the sequential setting, Dijkstra’s algorithm [7] using a Fibonacci heap solves the SSSP problem in $O(m + n \log n)$ on any graph with n vertices and m edges. While this is the best sequential result for general graphs with non-negative edge weight, several algorithms have been proposed that improve this for special cases [15–17]. For example, Thorup et al. [15] present a algorithm that runs in $O(m + n)$ time if edge weights are positive integers.

In the parallel setting, the SSSP problem suffers from the *transitive closure bottleneck* [18]. Thus, finding an algorithm that is work-efficient (i.e., the same work complexity as Dijkstra’s algorithm) with $o(n)$ runtime remains an important open problem. Nevertheless, the SSSP problem is in NC [19], as there exist algorithms with poly-logarithmic runtime using a polynomial number of processors [20]. These algorithms, however, perform significantly more work than Dijkstra’s algorithm, making them impractical. As a result, many alternative parallel SSSP algorithms have been proposed [16, 17, 21]. Crauser et al. [16] present a method of reducing the depth of Dijkstra’s algorithm to $O(n^{1/3})$ on graphs with certain properties, with high probability. Meyer et al. [17] introduced a hybrid between the work-inefficient Bellman-Ford algorithm [7] and Dijkstra’s algorithm, increasing parallelism without sacrificing work efficiency. This work was further improved by Blelloch et al. [21], although both approaches are sub-optimal in the worst case because they rely on properties of the graphs being processed.

To perform well on modern GPU architectures, algorithms need to have both a high degree of parallelism and memory access patterns with good locality of reference. As such, many current state-of-the-art GPU libraries avoid work-efficient algorithms and data structures in favor of more parallel brute-force types of approaches. In 2007, Harish et al. [22] demonstrated that a Bellman-Ford approach is well-suited to GPUs, achieving performance gains over sequential approaches for scale-free graphs. On more dense graphs, however, this approach does not perform as well, and in 2008, Katz et al. [23] presented a GPU-efficient Floyd-Warshall implementation to solve the all-pairs shortest path (APSP) problem, achieving up to $6.5\times$ speedup over the algorithm of Harish et al. More recently, Davidson et al. [24] developed and experimentally evaluated several GPU-efficient SSSP algorithms and, while not work-efficient, showed significant performance gains over sequential approaches on a range of graphs. A similar approach was further optimized by Wang et al. [25] and integrated into the Gunrock framework. The current state-of-the-art GPU graph algorithms are in the nvGRAPH library [6] that is included with the CUDA toolkit [26]. The SSSP algorithm employed by nvGRAPH is a highly optimized variation of Bellman-Ford with heuristics designed to reduce overall work while maximizing parallelism. However, since their approach is based on the Bellman-Ford algorithm, it is not work-efficient and may perform poorly in the worst case, as

we demonstrate in this work.

3 Parallel bucket heap

In this section we describe the PARBUCKETHEAP, a GPU-efficient data structure that implements the priority queue ADT. The structure is based on the cache-oblivious bucket heap structure of Brodal et al. [4]. Thus, we begin by providing an overview of the bucket heap structure.

3.1 Sequential bucket heap The bucket heap [4] is made up of a series of buckets, B_i , and signal buffers, S_i , where the capacity of B_i is 2^{2i+1} and S_i is 2^{2i} . If the heap contains n elements, there are a total of $\lceil \log_4 n + 1 \rceil$ buckets, $B_0, \dots, B_{\lceil \log_4 n + 1 \rceil - 1}$ and signal buffers $S_0, \dots, S_{\lceil \log_4 n + 1 \rceil - 1}$. Each bucket and buffer contains some number of elements, where each element e consists of a priority, $e.p$, and value, $e.val$. Each bucket B_i and buffer S_i contains $|B_i|$ and $|S_i|$ elements, respectively, that are sorted by *value* and the structure maintains the “heap” property that any element in B_i has smaller priority than any element in B_{i+1} or in S_{i+1} . To accomplish this, each level maintains a maximum priority, p_i such that, for any element $e \in B_j$, if $j \leq i$, then $e.p \leq p_i$. Similarly, if $e \in B_j \cup S_j$ and $j > i$, then $e.p > p_i$. If $i = \lceil \log_4 n + 1 \rceil - 1$ (i.e., the largest level), then $p_i = \infty$. Figure 1 illustrates the sequential bucket heap structure [4] and shows the relationship between elements stored at each level.

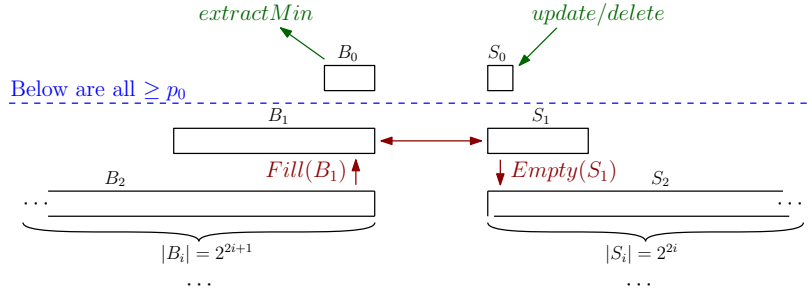


Figure 1: Illustration of the sequential bucket heap structure of Brodal et al. [4]. UPDATES and DELETES are inserted into S_0 , while EXTRACTMINS are removed from B_0 . EMPTY(S_i) empties S_i into S_{i+1} , FILL(B_i) fills B_i from B_{i+1} , while p_i is maintained at each level to ensure the heap property between levels.

The heap property of the bucket heap ensures that, if $B_0 \cup S_0$ is non-empty, it will contain the element with smallest priority in the structure. Thus, as long as $B_0 \cup S_0$ is kept non-empty, EXTRACTMIN can simply remove and return the minimum priority element in $B_0 \cup S_0$. Similarly, as long as S_0 is kept non-full, UPDATE(e) can simply insert e into S_0 . DELETE operates similar to UPDATE using an element with a special priority value, DEL , that moves down the structure, annihilating elements with matching values. The remainder of the bucket heap description involves keeping B_0 non-empty and S_0 non-full while maintaining the heap property, which is accomplished with the FILL and EMPTY operations, respectively.

At a high level, if any signal buffer S_i becomes full, EMPTY(S_i) is called, pushing elements to the level $i + 1$ below and leaving S_i empty. To maintain the heap property, EMPTY(S_i) operates as follows: i) S_i and B_i are merged by values, ii) for any elements with duplicate values, remove those with larger priority, and iii) all elements e such that $e.p > p_i$ are moved to S_{i+1} . If the resulting B_i is too full (i.e., there are too many elements with $e.p \leq p_i$), then p_i is updated so that $|B_i| = 2^{2i+1}$.

Updating the priority of an existing element is accomplished when elements with duplicate values are found and the element with larger priority is removed (elements with special delete priorities are also applied this way, see [4] for details). Since lists are sorted by value, removing elements with duplicate values can be performed with a scan. If the number of elements in a bucket B_i fall under the minimum size (e.g., half full), $\text{FILL}(B_i)$ is called, which fills B_i with elements from the level below. This is accomplished by i) calling $\text{EMPTY}(S_{i+1})$, ii) filling B_i with the smallest priority elements in B_{i+1} , and iii) updating p_i . All of these operations are performed via scans of contiguous arrays, implying that the sequential bucket heap structure is cache-oblivious. In the EM model, the amortized cost of EXTRACTMIN , UPDATE , or DELETE using the sequential bucket heap is $O(\frac{1}{B} \log \frac{n}{B})$.

3.2 Parallel bucket heap definition As with the sequential bucket heap, our parallel bucket heap, PARBUCKETHEAP , is comprised of a series of levels, each containing a bucket B_i and signal buffer S_i . We maintain the same heap property as the sequential bucket heap (described above), so EXTRACTMIN (Algorithm 1), UPDATE (Algorithm 2), and DELETE (Algorithm 3) only operate on B_0 and S_0 . We define ℓ to be the maximum non-empty level of the PARBUCKETHEAP .

Unlike the sequential bucket heap, we add the restriction that S_0 be empty as a precondition to EXTRACTMIN , UPDATE , and DELETE . Furthermore, we increase the maximum capacity of every bucket and signal buffer by the parameter d , so the capacities of S_i and B_i are $d2^{2i}$ and $d2^{2i+1}$, respectively. This allows us to perform a $\text{BULKUPDATE}(U)$ (Algorithm 4) of up to d elements efficiently by simply inserting them all into S_0 . However, increasing the capacity of S_0 necessitates that EXTRACTMIN perform $\text{FINDMIN}(B_0)$, which involves scanning B_0 to find the element with smallest priority. Thus, while the d parameter defines the maximum number of updates that can be performed in bulk, it also increases the cost of perform EXTRACTMIN . We note that we use a special delete signal priority (DEL in the pseudocode) that is used to handle DELETE operations.²

Algorithm 1 $\text{EXTRACTMIN}()$

Precondition: if $\ell > 0$, $|B_0| \geq d$
Precondition: $|S_0| = 0$
Postcondition: if $\ell > 0$, $|B_0| \geq d$
 $e \leftarrow \text{FINDMIN}(B_0)$
 $B_0 \leftarrow B_0 \setminus e$
 $S_0 \leftarrow \{(e.val, DEL)\}$
return e

Algorithm 2 $\text{UPDATE}(e)$

Precondition: $|S_0| = 0$
Postcondition: $|S_0| = 1$
 $S_0 \leftarrow \{e\}$

To simplify our analysis and description, we combine the EMPTY and FILL operations of the sequential bucket heap of Brodal et al. [4] into a single operation, RESOLVE . The $\text{RESOLVE}(i)$ operation (pseudocode detailed in Algorithm 5) both fills B_i and empties S_i , leaving $|B_i| = 2^{2i+1}$

²In our implementation, we use $DEL = -1$, since we only use non-negative priorities.

Algorithm 3 DELETE(val)

Precondition: $|S_0| = 0$
Postcondition: $|S_0| = 1$
 $S_0 \leftarrow \{(val, DEL)\}$

Algorithm 4 BULKUPDATE(U)

Precondition: $|S_0| = 0$
Precondition: U is sorted by value and $|U| \leq d$
Postcondition: $S_0 = U$
 $S_0 \leftarrow U$

(unless $i = \ell$) and $|S_i| = 0$. Our description of the RESOLVE operation in Algorithm 5 is high-level and the subroutines MERGE, DELETEDUPLICATES, and SELECT can be implemented in different ways, depending on the desired level of parallelism, which we discuss in our analysis in the subsequent sections.

The sequential bucket heap described above empties signal buffers and fills buckets as needed, resulting from EXTRACTMIN, UPDATE, or DELETE operations. Thus, some operations can result in large buckets or signal buffers being filled or emptied, respectively. In the sequential setting, this is unavoidable. However, in the parallel setting, we can pro-actively resolve larger levels using additional processors without interfering with the processor adding or removing elements from the smallest level. For example, if we can assign 1 processor to each level of the PARBUCKETHEAP, we can have each processor resolve it's level when needed, allowing each operation to proceed without having to resolve any large levels.

THEOREM 3.1. *If, for every level $i > 0$, we perform RESOLVE(i) after every 4th RESOLVE($i - 1$), then all preconditions are always satisfied.*

Proof. Consider the pseudocode in Algorithm 5 and some level $i > 0$. Assume that, for all levels $0 < j < i$, the preconditions of every call to RESOLVE(j) are satisfied. By the postconditions, when RESOLVE(i) completes, $|S_i| = 0$. Since we assume that the preconditions are satisfied for RESOLVE($i - 1$), each call adds at most $d2^{2(i-1)}$ elements to S_i , so if RESOLVE($i - 1$) has been performed at most 4 times, $|S_i| \leq 4 \cdot d2^{2i-2} = d2^{2i}$. If we assume that $i < \ell$, then after RESOLVE(i), $|B_i| = d2^{2i+1}$. Each RESOLVE($i - 1$) removes at most $d2^{2(i-1)}$ elements from B_i , so after the 4th RESOLVE($i - 1$), $|B_i| \geq d2^{2i+1} - 4 \cdot d2^{2(i-1)} = d2^{2i}$.

For the base case when $i = 1$, RESOLVE(1) completes, $|B_1| = 8d$ and $|S_1| = 0$. Each call to RESOLVE(0) removes at most d elements from B_1 and adds d to S_1 . Thus, after the 4th RESOLVE(0), $|B_1| \geq 4d = d2^{2i}$ and $|S_1| \leq 4d = d2^{2i}$.

We now prove that the preconditions on B_{i+1} and S_{i+1} are satisfied. Consider the 4th time that RESOLVE(i) is being performed following a RESOLVE($i + 1$). Since RESOLVE(i) has been performed 3 times since RESOLVE(i), $|S_{i+1}| \leq 3 \cdot d2^{2i} = d2^{2(i+1)} - d2^{2i}$. If $i + 1 > \ell$, then after RESOLVE($i + 1$), $|B_{i+1}| = d2^{2(i+1)+1}$. Thus, before the 4th RESOLVE(i), $|B_{i+1}| \geq (d2^{2(i+1)+1} - 3 \cdot d2^{2i}) = d2^{2(i+1)} + d2^{2i}$. \square

3.2.1 Parallel execution sequence Consider a series of n operations, defined as OP(1), OP(2), \dots , OP(n), where each operation is EXTRACTMIN, UPDATE, DELETE, or BULKUPDATE.

Algorithm 5 RESOLVE(i)

Precondition: if $i < \ell$, then $|B_i| \geq d2^{2i}$

Precondition: $|S_i| \leq d2^{2i}$

Precondition: if $i + 1 < \ell$, then $|B_{i+1}| \geq d2^{2(i+1)} + d2^{2i}$

Precondition: $|S_{i+1}| \leq d2^{2(i+1)} - d2^{2i}$

Postcondition: if $i < \ell$, $|B_i| = d2^{2i+1}$

Postcondition: $|S_i| = 0$

- 1: **if** $|S_i| > 0$ **then** ▷ Empty S_i if needed
 - 2: $B_i \leftarrow \text{MERGE}(S_i, B_i)$; $S_i = \emptyset$
 - 3: $B_i \leftarrow \text{DELETEDUPLICATES}(B_i)$
 - 4: $num \leftarrow |\{e : e \in B_i \text{ and } e.p \leq p_i\}|$ ▷ Count elements with small priority
 - 5: **if** $num > 2^{2i+1}$ **then** ▷ Update p_i if needed
 - 6: $p_i \leftarrow \text{SELECT}(B_i, 2^{2i+1})$
 - 7: $B'_i = \{e : e \in B_i \text{ and } e.p > p_i\}$ ▷ Move large priority elements to S_{i+1}
 - 8: $B_i = \{e : e \in B_i \text{ and } e.p \leq p_i\}$
 - 9: $S_{i+1} \leftarrow \text{MERGE}(S_{i+1}, B'_i)$

 - 10: **if** $|B_i| < 2^{2i+1}$ and i is not largest non-empty level **then** ▷ Fill B_i if needed
 - 11: $B_{i+1} \leftarrow \text{MERGE}(B_{i+1}, S_{i+1})$; $S_{i+1} \leftarrow \emptyset$
 - 12: $B_{i+1} \leftarrow \text{DELETEDUPLICATES}(B_{i+1})$
 - 13: $p_i \leftarrow \text{SELECT}(B_{i+1}, 2^{2i+1} - |B_i|)$
 - 14: $B'_{i+1} \leftarrow \{e : e \in B_{i+1} \text{ and } e.p \leq p_i\}$ ▷ Pull elements up to fill B_i
 - 15: $B_{i+1} \leftarrow \{e : e \in B_{i+1} \text{ and } e.p > p_i\}$
 - 16: $B_i \leftarrow \text{MERGE}(B_i, B'_{i+1})$
 - 17: $S_{i+1} \leftarrow \{e : e \in B_{i+1} \text{ and } e.p > p_{i+1}\}$ ▷ Move large priority elements back to S_{i+1}
-

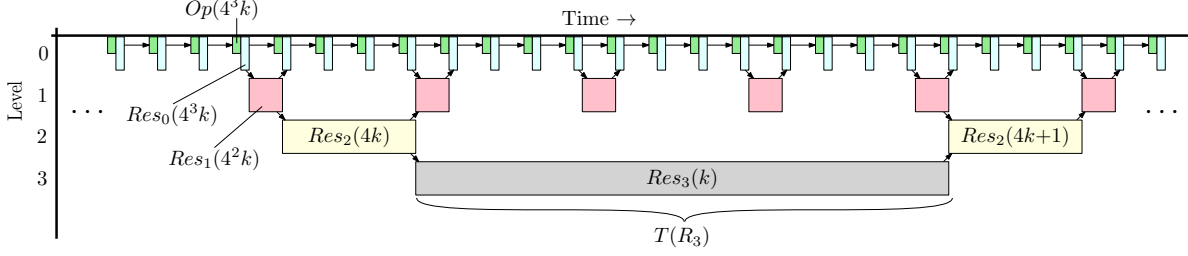


Figure 2: Illustration of the dependencies when performing a series of operations. Small green boxes represent operations (EXTRACTMIN, UPDATE, DELETE, or BULKUPDATE) and larger boxes represent RESOLVES. Dependencies are shown with arrows between boxes. Since resolving larger levels takes more time, we represent them by wider boxes. Width scaled to show that, if RESOLVE(0) takes d time, RESOLVE(i) can take $d2^{2i}$ time without delaying any operations (which occur every $5d$ parallel memory accesses).

Clearly, to correctly perform all operations, we must resolve different levels of the PARBUCKETHEAP periodically. We define $Res_i(k)$ to be the k -th execution of RESOLVE(i) during this series of operations. Theorem 3.1 defines a set of constraints on the order of execution of each $Res_i(k)$. We use these constraints to define a set of dependencies, which we formally define using $A \rightarrow B$ to denote that B depends on A being complete in order for the preconditions of B to be met.

After each EXTRACTMIN, UPDATE, DELETE, or BULKUPDATE, we must perform a RESOLVE(0) to ensure that the preconditions are met for subsequent operations and resolves ($|B_0| \geq d$ and $|S_0| = 0$). Thus, we combine $OP(k)$ and $Res_0(k)$ and refer to it simply as $Res_0(k)$. For all $k > 1$, each $OP(k)$ depends on $Res_0(k-1)$ completing, so $Res_0(k-1) \rightarrow Res_0(k)$. By Theorem 3.1, we have that, for all $i > 0$ and $k \geq 1$, $Res_{i-1}(4k) \rightarrow Res_i(k)$. Finally, we need to avoid concurrent accesses to arrays B_i and S_i during parallel executions of RESOLVE on various levels.

LEMMA 3.1. *Any number of non-adjacent levels can be resolved concurrently.*

Proof. Consider two levels i and j such that they are non-adjacent (i.e., $j < i - 1$ or $j > i + 1$). The RESOLVE(i) operation, detailed in Algorithm 5, updates the values and sizes of B_i , S_i , B_{i+1} , and S_{i+1} . Thus, if $j > i + 1$, then RESOLVE(i) and RESOLVE(j) do not update the values or sizes of any of the same lists and can therefore be correctly performed concurrently. Similarly, if $j < i - 1$, then $j + 1 < i$ and RESOLVE(i) and RESOLVE(j) can be performed concurrently. Since, for any non-adjacent i and j , RESOLVE(i) and RESOLVE(j) are independent, then resolves on any set of non-adjacent levels are all independent and can therefore also be performed concurrently. \square

This lemma gives us the additional constraint that no two consecutive levels can be resolving concurrently. This leads to every resolve having the dependency that the resolve on the next (larger) level must complete before it can begin, i.e., $Res_i(k) \rightarrow Res_{i-1}(4k+1)$

Intuitively, the dependencies defined between resolves generates a directed acyclic graph (DAG) where each vertex represents a resolve operation and each edge is a dependency. Figure 2 illustrates this DAG. In this figure, green boxes represent operations (EXTRACTMIN, UPDATE, DELETE, or BULKUPDATE), other color boxes represent resolves, and the width of each box is the amount of time needed to perform it.

3.3 EREW PRAM analysis We now evaluate the cost of performing n operations (where each operation in EXTRACTMIN, UPDATE, DELETE, or BULKUPDATE in the EREW PRAM model [1] (described in Section 1). To do so, we use the dependencies defined above to define a start and ending time of each RESOLVE. We then compute the time needed to perform each RESOLVE to determine the total time to perform n operations.

We define $T(R_i)$ to be the time needed to perform RESOLVE(i), and we define $start_i(k)$ and $end_i(k)$ to be the start and end times of $Res_i(k)$, respectively. With these definitions, we formalize the start and end times of each resolve operation based on the dependencies defined above (and illustrated in Figure 2). For all $i > 0$, each RESOLVE(i) depends on the 4th resolve of the previously level, i.e.,

$$start_i(k) = end_{i-1}(4k)$$

And the 1st RESOLVE(i) after the next (larger) level starts also depends on it completing, so if $k \bmod 4 = 1$

$$start_i(k) = \max(end_{i-1}(4k), end_{i+1}((k-1)/4))$$

Each RESOLVE(i) takes $T(R_i)$ time to complete, thus

$$end_i(k) = start_i(k) + T(R_i)$$

Thus, for any resolve, our dependencies define the completion time of $Res_i(k)$ as

$$end_i(k) = \begin{cases} \max(end_{i-1}(4k), end_{i+1}(\frac{k-1}{4})) + T(R_i) & \text{if } i \geq 1 \text{ and } k \bmod 4 = 1 \\ end_{i-1}(4k) + T(R_i) & \text{if } i \geq 1 \text{ and } k \bmod 4 \neq 1 \\ end_1((k-1)/4) + T(R_0) & \text{if } i = 0 \text{ and } k \bmod 4 = 1 \\ end_0(k-1) + T(R_0) & \text{if } i = 0 \text{ and } k \bmod 4 \neq 1 \end{cases}$$

for all $k > 1$. Using these constraints, we can simply compute $end_0(n)$ to determine the time needed to perform n operations. To compute this, we must determine $T(R_i)$ for each level i .

LEMMA 3.2. RESOLVE(i) takes $T(R_i) = O(\log d + i + 1)$ time and $O(d^{2^{2^i}})$ work in the EREW PRAM model, for all $i \geq 0$ and $d \geq 1$.

Proof. Consider the RESOLVE(i) operation and we refer to line numbers in the pseudocode of Algorithm 5. The resolve operation relies on several primitives including MERGE, SELECT, and DELETEDUPLICATES. SELECT and MERGE each take $O(\log n)$ time and $O(n)$ work in the PRAM model [27]. DELETEDUPLICATES involves i) identifying and deleting duplicate entries, and ii) compressing the remaining elements into contiguous space. This can be accomplished with a parallel scan and prefix sums, taking $O(\log n)$ time and $O(n)$ work on a list of length n . All moving of elements into contiguous space or compressing lists with deleted elements can be done using a parallel scan and prefix sums as well.

If $|S_i| > 0$ (line 1 of Algorithm 5), the resolve operation empties S_i with i) MERGE (line 2), ii) DELETEDUPLICATES (line 3), iii) count small priority elements (line 4), iv) SELECT (lines 5-6), move large priority elements to S_i (lines 7-8), and v) MERGE (line 9). If $|B_i| < d^{2^{2^i+1}}$ (line 10), then RESOLVE(i) refills B_i with i) MERGE (line 11), ii) DELETEDUPLICATES (line 12), iii) SELECT

(line 13), iv) move small priority elements out of B_{i+1} (lines 14-15), v) MERGE (line 16), and vi) move large priority elements back to S_{i+1} (line 17). Thus, in the EREW PRAM model, the time to perform $\text{RESOLVE}(i)$ is

$$\begin{aligned}
T(R_i) &= O\left(\overbrace{\log |B_i|}^{\text{Merge}} + \overbrace{\log (|B_i| + |S_i|)}^{\text{DeleteDuplicates}} + \overbrace{\log (|B_i| + |S_i|)}^{\text{count}} + \overbrace{\log (|B_i| + |S_i|)}^{\text{move/compress}} + \overbrace{\log |S_{i+1}|}^{\text{Merge}} + \overbrace{\log |B_{i+1}|}^{\text{Merge}}\right. \\
&\quad + \overbrace{\log (|B_{i+1}| + |S_{i+1}|)}^{\text{DeleteDuplicates}} + \overbrace{\log (|B_{i+1}| + |S_{i+1}|)}^{\text{Select}} + \overbrace{\log (|B_{i+1}| + |S_{i+1}|)}^{\text{move/compress}} + \overbrace{\log |B_{i+1}|}^{\text{Merge}} \\
&\quad \left. + \overbrace{\log |B_{i+1}| + |S_{i+1}|}^{\text{move/compress}}\right) \\
&= O(\log (d2^{2(i+1)+1}))
\end{aligned}$$

Thus, for all $i \geq 0$,

$$T(R_i) = O(\log d + i + 1)$$

and the amount of work is

$$\begin{aligned}
W(R_i) &= O\left(\overbrace{|B_i|}^{\text{Merge}} + \overbrace{(|B_i| + |S_i|)}^{\text{DeleteDuplicates}} + \overbrace{(|B_i| + |S_i|)}^{\text{count}} + \overbrace{(|B_i| + |S_i|)}^{\text{move/compress}} + \overbrace{|S_{i+1}|}^{\text{Merge}} + \overbrace{|B_{i+1}|}^{\text{Merge}}\right. \\
&\quad + \overbrace{(|B_{i+1}| + |S_{i+1}|)}^{\text{DeleteDuplicates}} + \overbrace{(|B_{i+1}| + |S_{i+1}|)}^{\text{Select}} + \overbrace{(|B_{i+1}| + |S_{i+1}|)}^{\text{move/compress}} + \overbrace{|B_{i+1}|}^{\text{Merge}} + \overbrace{(|B_{i+1}| + |S_{i+1}|)}^{\text{move/compress}} \\
&\quad \left. = O(d2^{2(i+1)+1}) = O(d2^{2i})\right)
\end{aligned}$$

□

With $T(R_i)$ computed for all levels i , we can solve the recurrence defined above. For simplicity of notation, we divide our PRAM execution time into a series of timesteps, where at each timestep we perform t parallel memory accesses such that any $\text{OP}(k)$ and $\text{Res}_0(k)$ can be performed in a single timestep.

LEMMA 3.3. *With $\text{OP}(k)$ and $\text{Res}_0(k)$ being performed at timestep $5k - 5$, all dependencies can be satisfied with $\text{start}_i(k) = 5k \cdot 4^i - 5 + \frac{1}{3}(4^i - 1)$ and $T(R_i) \leq 2^{2i}$ timesteps, for all $i \geq 0$ and $k > 0$.*

Proof. Recall that our dependencies define the ending time of $\text{Res}_i(k)$ to be

$$\text{end}_i(k) = \begin{cases} \max(\text{end}_{i-1}(4k), \text{end}_{i+1}(\frac{k-1}{4})) + T(R_i) & \text{if } i \geq 1 \text{ and } k \bmod 4 = 1 \\ \text{end}_{i-1}(4k) + T(R_i) & \text{if } i \geq 1 \text{ and } k \bmod 4 \neq 1 \\ \text{end}_1((k-1)/4) + T(R_0) & \text{if } i = 0 \text{ and } k \bmod 4 = 1 \\ \text{end}_0(k-1) + T(R_0) & \text{if } i = 0 \text{ and } k \bmod 4 \neq 1 \end{cases}$$

Thus, for any $i > 0$, if we assume that $k \bmod 4 = 1$, then

$$\text{start}_i(k) = \max(\text{end}_{i-1}(4k), \text{end}_{i+1}((k-1)/4))$$

Assume that, for all $j \neq i$ and $k > 0$, $start_j(k) = 5k \cdot 4^j - 5 + \frac{1}{3}(4^j - 1)$. For some resolution $Res_i(k)$, there is a dependence on the smaller level ($i - 1$), and on the larger level ($i + 1$), i.e.,

$$start_i(k) = \max(\overbrace{end_{i-1}(4k)}^{\text{smaller level}}, \overbrace{end_{i+1}((k-1)/4)}^{\text{larger level}})$$

We first consider the dependence on the smaller level:

$$\begin{aligned} end_{i-1}(4k) &= start_{i-1}(4k) + T(R_{i-1}) \\ &= 5(4k) \cdot 4^{i-1} - 5 + \frac{1}{3}(4^{i-1} - 1) + 4^{i-1} \\ &= 5k \cdot 4^i - 5 + \frac{4}{3}4^{i-1} - \frac{1}{3} \\ &= 5k \cdot 4^i - 5 + \frac{1}{3}(4^i - 1) \end{aligned}$$

The dependence on the larger level is

$$\begin{aligned} end_{i+1}\left(\frac{k-1}{4}\right) &= start_{i+1}\left(\frac{k-1}{4}\right) + T(R_{i+1}) \\ &= 5\left(\frac{k-1}{4}\right) \cdot 4^{i+1} - 5 + \frac{1}{3}(4^{i+1} - 1) + 4^{i+1} \\ &= 5k \cdot 4^i - 5 \cdot 4^i - 5 + \frac{1}{3}4^{i+1} + \frac{3}{3}4^{i+1} - \frac{1}{3} \\ &= 5k \cdot 4^i - 5 + \frac{4}{3}4^i + \frac{12}{3}4^i - \frac{15}{3}4^i - \frac{1}{3} \\ &= 5k \cdot 4^i - 5 + \frac{1}{3}(4^i - 1) \end{aligned}$$

Thus, we have that

$$\begin{aligned} start_i(k) &= \max\left(5k \cdot 4^i - 5 + \frac{1}{3}(4^i - 1), 5k \cdot 4^i - 5 + \frac{1}{3}(4^i - 1)\right) \\ &= 5k \cdot 4^i - 5 + \frac{1}{3}(4^i - 1) \end{aligned}$$

Finally, for the base case at level $i = 0$,

$$\begin{aligned} start_0(k) &= 5k - 5 \\ &= 5k \cdot 4^0 - 5 + \frac{1}{3}(4^0 - 1) \end{aligned}$$

□

THEOREM 3.2. *Using the PARBUCKETHEAP with $d = 1$, EXTRACTMIN, UPDATE, and DELETE take $O(1)$ time and $O(\log n)$ work in the EREW PRAM model.*

Proof. From Lemma 3.3, $end_0(k) = 5k - 4$. Since we perform $OP(k)$ along with $RESOLVE(k)$, then $OP(n)$ is completed at timestep $5n - 4$. Recall that each timestep performs t parallel memory accesses such that $RESOLVE(0)$ and an EXTRACTMIN, UPDATE, DELETE, or BULKUPDATE can be

performed in a single timestep. By Lemma 3.2, with $d = 1$, RESOLVE(0) can be performed in c memory accesses, for some constant c . With $d = 1$, each OP(k) also takes a constant number of memory accesses, so t is a constant. Therefore, performing n operations takes $t(5n - 4) = O(n)$ time, for $O(1)$ time each.

The structure has a total of at most $\lceil \log_4 n \rceil + 1$ levels while performing n operations. By Lemma 3.3, with $d = 1$, if $T(R_i) \leq 2^{2i}$, then all n operations can be correctly performed in $O(n)$ time. By Lemma 3.2, with $P_i = c$ processors, for some constant c , $T(R_i) = 2^{2i}$. Thus, with $c \cdot \log_4 n$ processors, we can perform n operations in $O(n)$ time, requiring $O(n \log n)$ work, or $O(\log n)$ amortized work per operation. \square

THEOREM 3.3. *Using the PARBUCKETHEAP with $d > 1$, EXTRACTMIN, UPDATE, DELETE, and BULKUPDATE of up to d elements take $O(\log d)$ time and $O(d \log \frac{n}{d})$ work in the PRAM model.*

Proof. The proof of Lemma 3.2 applies to the PARBUCKETHEAP with all $d > 1$, resulting in RESOLVE(i) taking $O(\log d + i + 1)$ time and $O(d2^{2i})$ work. With $d > 1$, RESOLVE(0) takes $O(\log d)$ time, so each timestep takes $O(\log d)$ time and $O(d)$ work. There are a total of $O(\log \frac{n}{d})$ levels, so each timestep takes a total of $O(d \log \frac{n}{d})$ work. The proof of Theorem 3.2 applies, so $end_0(n) = O(n)$ timesteps, thus we can perform n operations in $O(n \log d)$ time and $O(nd \log \frac{n}{d})$ work, where each operation is EXTRACTMIN, UPDATE, DELETE, or a BULKUPDATE of up to d elements. Therefore, each operation takes $O(\log d)$ time and $O(d \log \frac{n}{d})$ work in the PRAM model. \square

3.4 PEM analysis To optimize the performance of the PARBUCKETHEAP for the PEM model, we modify it as follows. First, we set the capacity of B_0 and S_0 to $\frac{M}{2}$ and $\frac{M}{4}$, respectively, so that one processor can maintain them in internal memory. This allows the processor assigned to level 0 to perform all EXTRACTMIN and UPDATE operations without expending any I/Os. Thus, the amortized cost per EXTRACTMIN or UPDATE is determined only by the RESOLVE operations. By increasing the capacity of each level by a factor of $\frac{M}{4}$, we have that B_i and S_i have capacity $2^{2i-1}M$ and $2^{2i-2}M$, respectively. Thus, the number of I/Os required for a single processor to perform RESOLVE(i) is $O\left(\frac{2^{2i}M}{B}\right)$.

LEMMA 3.4. *The PARBUCKETHEAP can perform EXTRACTMIN, UPDATE, or DELETE in $O\left(\frac{\log(n/M)}{PB} + \frac{1}{B}\right)$ parallel I/Os in the PEM model.*

Proof. We assign processor P_0 to level 0, and it always maintains B_0 and S_0 in internal memory. Recall that EXTRACTMIN, UPDATE, and DELETE simply remove or add elements to B_i and S_i , respectively. Thus, these operations can be performed without expending any I/Os, and we need to simply compute the cost of resolves. We apply the resolution schedule from Section 3.2, with each timestep performing $c \cdot \frac{M}{B}$ I/Os per level. Since B_0 and S_0 have capacities $M/2$ and $M/4$, respectively, we can perform $M/4$ operations for each $Resolve(0)$ (at each timestep). Since we are using the previously defined resolution schedule, the proof of Lemma 3.2 applies and $end_0(k) = 5k - 4$. At each timestep, we perform $M/4$ operations (EXTRACTMIN, UPDATE, or DELETE), so we complete n operations by timestep $end_0(\frac{n}{M/4}) = \frac{20n}{M}$. With one processor per level (i.e., $P = \log_4 \frac{n}{M}$) each timestep takes $c \cdot \frac{M}{B}$ parallel I/Os, so n operations takes $\frac{20n}{M} \cdot \frac{cM}{B} = \frac{20cn}{B} = O(\frac{n}{B})$ parallel I/Os, or $O(\frac{1}{B})$ I/Os per operation, amortized.

Since Brent's principle [28] does not apply directly to the PEM model, we consider the case where $P < \log_4 \frac{n}{M}$ and compute the associated cost directly. With $P < \log_4 \frac{n}{M}$, we assign $O(\frac{n}{M}/P)$

levels to each processor. At each step of the resolution schedule, each processors performs all of the work associated with the levels it is assigned. Since each $\text{RESOLVE}(i)$ is performed with a series of operations that require scanning B_i , S_i , B_{i+1} , and S_{i+1} , we do not rely on the state of internal memory, except for level 0, which one processor can always maintain. Thus, with $P < \log_4 \frac{n}{M}$, for every $\frac{M}{4}$ operations we will perform $O\left(\frac{M}{B} \cdot \frac{\log(n/M)}{P}\right)$ parallel I/Os and, in the PEM model, the amortized cost per EXTRACTMIN , UPDATE , or DELETE is $O\left(\frac{\log(n/M)}{PB}\right)$. \square

COROLLARY 3.1. *The PARBUCKETHEAP can perform $\text{BULKUPDATE}(d)$ in $O\left(\frac{d \log(n/M)}{PB} + \frac{d}{B}\right)$ parallel I/Os in the PEM model.*

4 Experimental Results

In this section, we implement our PARBUCKETHEAP and evaluate its performance on our GPU hardware platforms. We use the structure to implement a variation of Dijkstra’s algorithm and evaluate its performance in solving the SSSP problem on several types of graphs. For all experimental and implementation details, we use the standard GPU terminology of NVIDIA GPUs and the CUDA API [26].

We implement the PARBUCKETHEAP and our SSSP algorithm using C++11 [29] and the CUDA 10 API [26] for NVIDIA GPUs. We compare the performance of our SSSP algorithm with the SSSP implementation in the nvGRAPH [6] library. We also compare performance with a simple GPU-efficient blocked Floyd-Warshall implementation to compare performance with a brute-force approach.

We experimentally evaluate performance performance on our two platforms: RTX and PASCAL. The RTX platform has a Turing generation NVIDIA RTX 2080 Ti GPU with 11GiB of GDDR6 memory and 4352 compute cores. The PASCAL platform has a Pascal generation NVIDIA GTX 1080 GPU with 8GiB GDDR5 memory and 2560 cores. We repeat all experiments 5 times, and generate a series of synthetic graphs to evaluate SSSP performance. All synthetic graphs are generated randomly, unless otherwise noted, and have varying characteristics. We use V to denote the number of vertices, E the number of edges, and diameter (D) to denote the maximum number of vertices of any shortest path from the source vertex. In this work we focus on graphs with a large diameter ($D = V$), as these types of graphs negate some of the heuristics employed by nvGRAPH , giving us a better idea of the potential worst-case performance.

4.1 Implementation details We implement the PARBUCKETHEAP on the GPU, taking into account many GPU-specific performance considerations. For details on these GPU-specific optimizations and other details of modern GPU architectures, see standard documentation [26].

We allocate all buckets and signal buffers in global memory, and utilize d as a parameter that defines the capacity of the smallest level (i.e., the capacities of S_0 and B_0 are d and $2d$, respectively). We allocate 1 thread-block per level of the structure, for a total of $\lceil \log_4 \frac{n}{d} + 1 \rceil$ thread-blocks, and utilize 256 threads per block (we experimentally investigate the impact of this parameter in Section 4.2). Thread-block 0 performs all EXTRACTMIN , UPDATE , DELETE , and BULKUPDATE operations as needed, and immediately performs $\text{RESOLVE}(0)$ after each operation. Every level maintains a count, c_i and each thread-block $i > 0$ performs $\text{RESOLVE}(i)$ when $c_{i-1} = 4 \cdot c_i$ and $c_{i+1} \geq 4c_i$ (thus ensuring that all preconditions are always met). $\text{RESOLVE}(i)$ follows the pseudocode outlined in Algorithm 5, and we implement the subroutines as follows:

- MERGE – We use the Thrust [30] merge primitive using 1 thread-block to merge S_i and B_i and place the result in B_i .
- DELETEDUPLICATES – We perform a parallel scan (with 1 thread-block) of B_i , marking every smallest priority unique element as a 1 in a separate array, idx . We then perform parallel prefix sums on idx to compute the compressed index, which we use to eliminate duplicates. We handle deletes by setting their priority to -1 , so that all other elements with the same value are removed.
- SELECT – We implement a simple randomized parallel quickselect algorithm that randomly selects a pivot, marks/counts elements with a parallel scan, performs prefix sums, moves necessary elements, and recurses.
- *compress/move* – As with DELETEDUPLICATES, we use parallel scans and prefix sums to identify and move elements and to compress lists so they remain in contiguous space.

4.1.1 Single-source shortest path implementation We use the PARBUCKETHEAP to solve the SSSP problem with a variant of Dijkstra’s algorithm that we call PARDIJKSTRA. Each element contained in the PARBUCKETHEAP has value and priority corresponding to vertex ID (vid) and tentative path distance p , respectively. PARDIJKSTRA performs V rounds where, at each round, EXTRACTMIN is called on the PARBUCKETHEAP to get the (v, p) pair corresponding to the vertex in the structure with smallest tentative distance. We mark this extracted vertex, v , as *settled* and, for each outgoing edge from v with weight w and destination vertex u , if u is not settled, we apply UPDATE($(u, p + w)$) to the PARBUCKETHEAP. Since these updates are all performed together, we group them into BULKUPDATE operations. We use a single thread-block per level of the structure, and thread-block 0 is responsible for performing all EXTRACTMIN and BULKUPDATE operations, as well as RESOLVE(0) as needed. We experimentally determine that using 256 threads per thread-block provides the best performance on our platforms in the following section.

4.2 Performance tuning Our implementation of the PARBUCKETHEAP includes several parameters that may impact performance. Thus, we develop microbenchmarks to determine the impact of these parameters on performance. We first consider the d parameter that controls the size of S_0 and the maximum number of elements that can be included in a BULKUPDATE. Increasing d increases the cost of performing *Resolve*(0), but allows us to more efficiently apply many updates. Figure 3 plots the average time per RESOLVE(0) on each of our platforms, for varying d . Surprisingly, we see significantly different results for each platform. However, for both platforms, we see a small increase in the cost of resolving, relative to the increase in d . This result confirms that the BULKUPDATE operation of the PARBUCKETHEAP is efficient, especially for large batches. Thus, for all experiments with PARDIJKSTRA, we set d to be equal to the maximum out-degree of any vertex in the graph, allowing us to apply all updates in each round with a single BULKUPDATE.

Next, we evaluate the performance impact of the number of threads per thread-block. For each of our platforms, we perform PARDIJKSTRA on a synthetic graph while varying the number of warps per thread-block. Figure 4 plots the results of this experiment on a graph with $V = 20k$, $E = 200M$, and $D = V$. Results indicate that, while using multiple warps per thread-block improves performance, performance gains are negligible beyond 8 warps. Thus, for all experiments hereafter, we use 8 warps (256 threads) per thread-block.

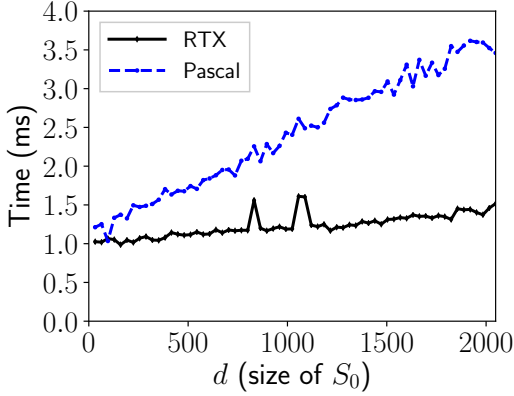


Figure 3: The impact of d (size of S_0) on the time to perform a $\text{RESOLVE}(0)$ operation. While increasing d increases the runtime of $\text{RESOLVE}(0)$, the increase is small compared to the number of elements being added to the PARBUCKETHEAP , showing that the BULKUPDATE operation is efficient for large d .

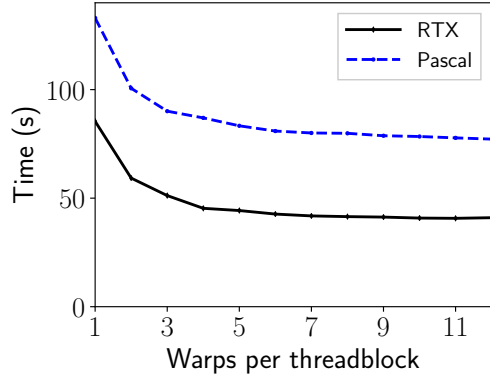


Figure 4: The impact of the number of warps per thread-block on the overall performance of our SSSP algorithm using the PARBUCKETHEAP . Results shown on both of our hardware platforms for a graph with $V = 20k$, $E = 200M$, and $D = V$.

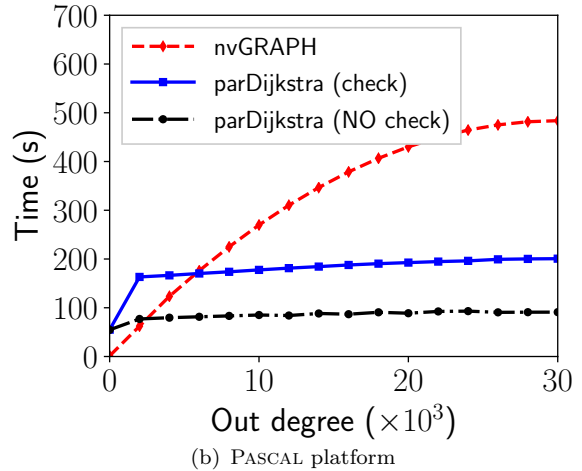
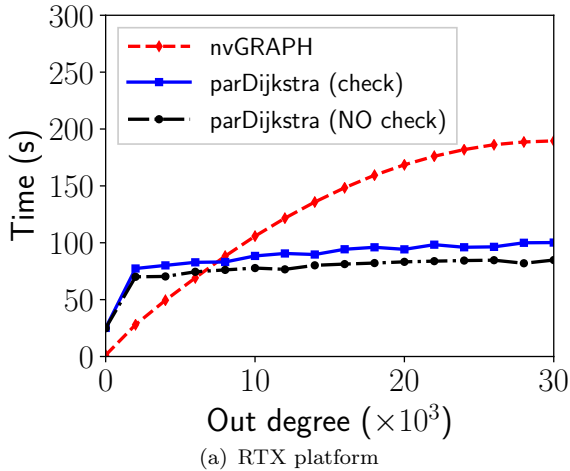


Figure 5: Average time to solve the single-source shortest path problem on a DAG of $V = 30k$, $D = V$, and varying out-degree per vertex. Results shown with and without the random access check, as the graph is a DAG and PARDIJKSTRA can be performed without it. As graph density increases, the time to perform PARDIJKSTRA increases minimally, while nvGRAPH becomes much slower.

4.3 Directed acyclic graphs (DAGs) At each round, PARDIJKSTRA checks a global array to see if each destination vertex is settled before performing the update. This results in random memory accesses, reducing the cache-efficiency of our algorithm. Brodal et al. [4] avoid this issue on undirected graphs by maintaining a second bucket heap structure containing edges that are

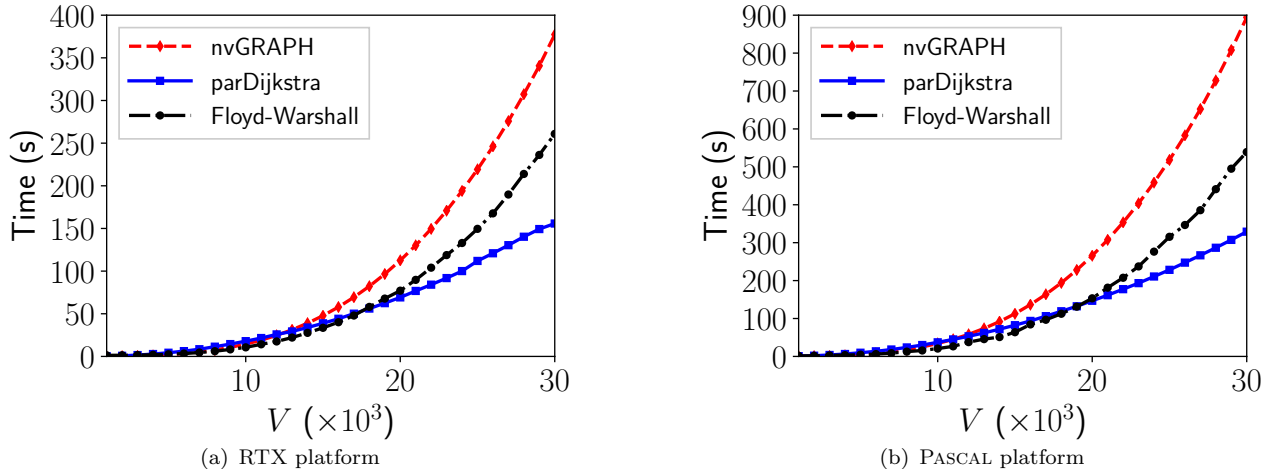


Figure 6: Average runtime for complete, undirected graphs with $D = V$, for varying V .

inserted when their source vertex is extracted and settled. To determine if this is necessary for PARDIJKSTRA, we evaluate the performance impact of the random access to determine if vertices are settled. On directed acyclic graphs (DAG)s, no settled vertex will never be visited again, so the random access is not necessary. Thus, on a series of synthetic DAGs, we evaluate the performance of PARDIJKSTRA both with and without this random memory access check. Figure 5 plots the average runtime of PARDIJKSTRA with and without the random memory accesses performed, on a synthetic graph with $V = 30k$, $D = V$, and varying out-degree (and therefore E). The performance of nvGRAPH is included to illustrate how it compares.

4.4 Undirected graphs The results in Figure 5 illustrate that, while the random memory accesses to determine if vertices are settled cause significant performance loss, they do not degrade performance by more than a factor of 2. We also see that, on the RTX platform, the impact of this is much less significant. This is due to the RTX GPU being a more recent generation that includes hardware features that mitigate the performance loss due to uncoalesced memory accesses. On both hardware platforms, we see that nvGRAPH performance degrades significantly faster than PARDIJKSTRA with increased out-degree. Thus, PARDIJKSTRA outperforms nvGRAPH on DAGs of $30k$ vertices with out-degree exceeding $8k$ and $6k$ on RTX and PASCAL, respectively.

On undirected graphs, the PARDIJKSTRA algorithm cannot avoid the random memory accesses needed to determine if each vertex is already settled. However, as illustrated with DAGs, PARDIJKSTRA outperforms nvGRAPH for sufficiently dense graphs despite these random accesses. Thus, we consider the extreme case of complete, weighted undirected graphs to compare the performance of PARDIJKSTRA and nvGRAPH. We note that, on complete graphs, the all pairs shortest path (APSP) Floyd-Warshall algorithm [7] is commonly used due to its simplicity. Thus, we also measure the performance of a simple GPU-efficient Floyd-Warshall implementation. Figure 6 plots the average runtime of PARDIJKSTRA, nvGRAPH, and the Floyd-Warshall implementation on complete graphs of varying sizes, all with $D = V$. Surprisingly, the results indicate that the simple Floyd-Warshall algorithm outperforms nvGRAPH for all sizes. Additionally, we see that PARDIJKSTRA outperforms even Floyd-Warshall when $V \geq 16k$.

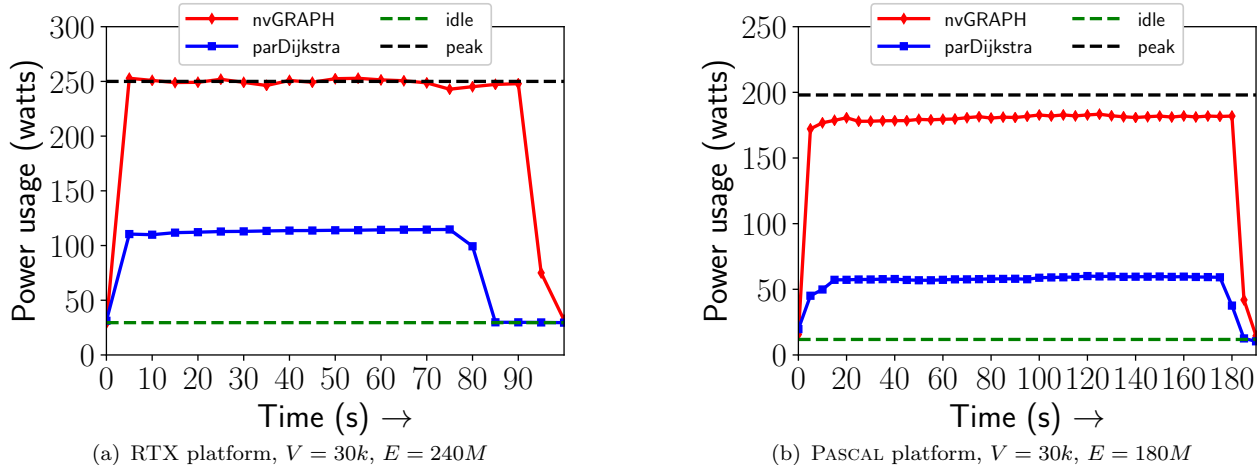


Figure 7: GPU power usage while computing SSSP on a graph with $V = 30k$ and $D = V$. Power usage sampled every 5 seconds during execution.

4.5 Power usage A key benefit to PARDIJKSTRA is that it is work-efficient, theoretically performing significantly less work than the algorithm used by nvGRAPH in the worst case. As a result, our algorithm requires less computation, putting less demand on the GPU and consuming less power. To determine the impact of this, we measure the power consumption of the GPU while performing each algorithm. We select graphs for which each algorithm has approximately the same execution time and use the nvprof profiling tools [31] to measure the power usage of the GPU. We sample the power usage every 5 seconds during the execution, with results plotted in Figure 7. As expected, results indicate that on both platforms the average power usage is much lower when running PARDIJKSTRA than nvGRAPH. On random graphs with $V = 30k$, $E = 240M$, and $D = 30k$, the RTX GPU uses 2.7 watt-hours running PARDIJKSTRA and 6.3 ($2.3\times$ more) with nvGRAPH. The PASCAL GPU uses 2.8 watt-hours running PARDIJKSTRA and 8.9 ($3.1\times$ more) running nvGRAPH.

References

- [1] J. JaJa, *Introduction to Parallel Algorithms*. Reading, MA: Addison-Wesley, 1992.
- [2] A. Aggarwal and J. Vitter, “The input/output coplexity of sorting and related problems,” *Commun. ACM*, vol. 31, no. 11, 1988.
- [3] L. Arge, M. Goodrich, M. Nelson, and N. Sitchinava, “Fundamental parallel algorithms for private-cache chip multiprocessors,” in *Proc. of SPAA*, Munich, Germany, 6 2008, pp. 235–246.
- [4] G. S. Brodal, R. Fagerberg, U. Meyer, and N. Zeh, “Cache-oblivious data structures and algorithms for undirected breadth-first search and shortest paths,” in *Algorithm Theory - SWAT 2004*, T. Hagerup and J. Katajainen, Eds. Berlin, Heidelberg: Springer Berlin Heidelberg, 2004, pp. 480–492.
- [5] G. S. Brodal, J. L. Träff, and C. D. Zaroliagis, “A parallel priority queue with constant time operations,” *J. Parallel Distrib. Comput.*, vol. 49, no. 1, pp. 4–21, Feb. 1998.
- [6] NVIDIA, “CUDA nvgraph library,” 2019. [Online]. Available: <https://docs.nvidia.com/cuda/nvgraph/index.html>
- [7] T. H. Cormen, C. Stein, R. L. Rivest, and C. E. Leiserson, *Introduction to Algorithms*, 2nd ed. McGraw-Hill Higher Education, 2001.

- [8] M. L. Fredman, R. Sedgewick, D. D. Sleator, and R. E. Tarjan, “The pairing heap: A new form of self-adjusting heap,” *Algorithmica*, vol. 1, no. 1, pp. 111–129, Jan. 1986. [Online]. Available: <http://dx.doi.org/10.1007/BF01840439>
- [9] P. F. Dietz and R. Ramant, “Very fast optimal parallel algorithms for heap construction,” in *Proceedings of 1994 6th IEEE Symposium on Parallel and Distributed Processing*, Oct 1994, pp. 514–521.
- [10] M. L. Fredman and R. E. Tarjan, “Fibonacci heaps and their uses in improved network optimization algorithms,” in *25th Annual Symposium on Foundations of Computer Science*, Oct 1984, pp. 338–346.
- [11] G. C. Hunt, M. M. Michael, S. Parthasarathy, and M. L. Scott, “An efficient algorithm for concurrent priority queue heaps,” *Inf. Process. Lett.*, vol. 60, no. 3, pp. 151–157, Nov. 1996. [Online]. Available: [http://dx.doi.org/10.1016/S0020-0190\(96\)00148-2](http://dx.doi.org/10.1016/S0020-0190(96)00148-2)
- [12] R. A. Chowdhury and V. Ramachandran, “Cache-oblivious shortest paths in graphs using buffer heap,” in *Proceedings of the Sixteenth Annual ACM Symposium on Parallelism in Algorithms and Architectures*, ser. SPAA '04. New York, NY, USA: ACM, 2004, pp. 245–254. [Online]. Available: <http://doi.acm.org/10.1145/1007912.1007949>
- [13] N. Baudis, F. Jacob, and P. Andelfinger, “Performance evaluation of priority queues for fine-grained parallel tasks on gpus,” in *2017 IEEE 25th International Symposium on Modeling, Analysis, and Simulation of Computer and Telecommunication Systems (MASCOTS)*, Sep. 2017, pp. 1–11.
- [14] X. He, D. Agarwal, and S. K. Prasad, “Design and implementation of a parallel priority queue on many-core architectures,” *2012 19th International Conference on High Performance Computing*, pp. 1–10, 2012.
- [15] M. Thorup, “Undirected single source shortest paths in linear time,” in *Proceedings 38th Annual Symposium on Foundations of Computer Science*, Oct 1997, pp. 12–21.
- [16] A. Crauser, K. Mehlhorn, U. Meyer, and P. Sanders, “A parallelization of dijkstra’s shortest path algorithm,” in *Proceedings of the 23rd International Symposium on Mathematical Foundations of Computer Science*, 1998, pp. 722–731.
- [17] U. Meyer and P. Sanders, “Delta-stepping: A parallel single source shortest path algorithm,” in *Proceedings of the 6th Annual European Symposium on Algorithms*, ser. ESA '98, 1998, pp. 393–404.
- [18] R. M. Karp and V. Ramachandran, “Handbook of theoretical computer science (vol. a),” J. van Leeuwen, Ed. Cambridge, MA, USA: MIT Press, 1990, ch. Parallel Algorithms for Shared-memory Machines, pp. 869–941. [Online]. Available: <http://dl.acm.org/citation.cfm?id=114872.114889>
- [19] S. Arora and B. Barak, *Computational Complexity: A Modern Approach*, 1st ed. New York, NY, USA: Cambridge University Press, 2009.
- [20] Y. Han, V. Pan, and J. Reif, “Efficient parallel algorithms for computing all pair shortest paths in directed graphs,” in *Proceedings of the Fourth Annual ACM Symposium on Parallel Algorithms and Architectures*, ser. SPAA '92. New York, NY, USA: ACM, 1992, pp. 353–362. [Online]. Available: <http://doi.acm.org/10.1145/140901.141913>
- [21] G. E. Blelloch, Y. Gu, Y. Sun, and K. Tangwongsan, “Parallel shortest paths using radius stepping,” in *Proceedings of the 28th ACM Symposium on Parallelism in Algorithms and Architectures*, 2016, pp. 443–454.
- [22] P. Harish and P. J. Narayanan, “Accelerating large graph algorithms on the gpu using cuda,” in *Proceedings of the 14th International Conference on High Performance Computing*, ser. HiPC'07. Berlin, Heidelberg: Springer-Verlag, 2007, pp. 197–208. [Online]. Available: <http://dl.acm.org/citation.cfm?id=1782174.1782200>
- [23] G. J. Katz and J. T. Kider, Jr, “All-pairs shortest-paths for large graphs on the gpu,” in *Proceedings of the 23rd ACM SIGGRAPH/EUROGRAPHICS Symposium on Graphics Hardware*, ser. GH '08. Aire-la-Ville, Switzerland, Switzerland: Eurographics Association, 2008, pp. 47–55. [Online]. Available: <http://dl.acm.org/citation.cfm?id=1413957.1413966>
- [24] A. Davidson, S. Baxter, M. Garland, and J. D. Owens, “Work-efficient parallel gpu methods for single-source shortest paths,” in *Proceedings of the 2014 IEEE 28th International Parallel and Distributed Processing Symposium*, ser. IPDPS '14, 2014, pp. 349–359.
- [25] Y. Wang, A. Davidson, Y. Pan, Y. Wu, A. Riffel, and J. D. Owens, “Gunrock: A high-performance

- graph processing library on the gpu,” *SIGPLAN Not.*, vol. 51, no. 8, pp. 11:1–11:12, Feb. 2016.
- [26] NVIDIA, “CUDA programming guide 10.0,” 2019. [Online]. Available: <http://docs.nvidia.com/cuda>
 - [27] O. Green, S. Odeh, and Y. Birk, “Merge path - A visually intuitive approach to parallel merging,” *CoRR*, vol. abs/1406.2628, 2014.
 - [28] J. JaJa, *An Introduction to Parallel Algorithms*. Reading, Mass.: Addison-Wesley Publishing Co., 1992.
 - [29] ISO, *ISO/IEC 14882:2011 Information technology — Programming languages — C++*. Geneva, Switzerland: International Organization for Standardization, Feb. 2012. [Online]. Available: http://www.iso.org/iso/iso_catalogue/catalogue_tc/catalogue_detail.htm?csnumber=50372
 - [30] J. Hoberock and N. Bell, “Thrust: A parallel template library,” 2010, version 1.7.0. [Online]. Available: <http://thrust.github.io/>
 - [31] NVIDIA, “Profiler user’s guide,” 2019. [Online]. Available: <http://docs.nvidia.com/cuda/profiler-users-guide>