

# Graph Stories in Small Area<sup>\*</sup>

Manuel Borrazzo, Giordano Da Lozzo, Fabrizio Frati, and Maurizio Patrignani

Roma Tre University, Rome, Italy  
[firstname.lastname@uniroma3.it](mailto:firstname.lastname@uniroma3.it)

**Abstract.** We study the problem of drawing a dynamic graph, where each vertex appears in the graph at a certain time and remains in the graph for a fixed amount of time, called the *window size*. This defines a graph story, i.e., a sequence of subgraphs, each induced by the vertices that are in the graph at the same time. The drawing of a graph story is a sequence of drawings of such subgraphs. To support readability, we require that each drawing is straight-line and planar and that each vertex maintains its placement in all the drawings. Ideally, the area of the drawing of each subgraph should be a function of the window size, rather than a function of the size of the entire graph, which could be too large. We show that the graph stories of paths and trees can be drawn on a  $2W \times 2W$  and on an  $(8W + 1) \times (8W + 1)$  grid, respectively, where  $W$  is the window size. These results yield linear-time algorithms. Further, we show that there exist graph stories of planar graphs whose subgraphs cannot be drawn within an area that is only a function of  $W$ .

## 1 Introduction

We consider a graph that changes over time. Its vertices enter the graph one after the other and persist in the graph for a fixed amount of time, called the *window size*. We call such a dynamic graph a *graph story*. More formally, let  $V$  be the set of vertices of a graph  $G$ . Each vertex  $v \in V$  is equipped with a label  $\tau(v)$ , which specifies the time instant at which  $v$  appears in the graph. The labeling  $\tau : V \rightarrow \{1, 2, \dots, |V|\}$  is a bijective function specifying a total ordering for  $V$ . At any time  $t$ , the graph  $G_t$  is the subgraph of  $G$  induced by the set of vertices  $\{v \in V : t - W < \tau(v) \leq t\}$ . We denote a graph story by  $\langle G, \tau, W \rangle$ .

We are interested in devising an algorithm for visualizing graph stories. The input of the algorithm is an entire graph story and the output is what we call a drawing story. A *drawing story* is a sequence of drawings of the graphs  $G_t$ . The typical graph drawing conventions can be applied to a drawing story. E.g., a drawing story is planar, straight-line, or on the grid if all its drawings are planar, straight-line, or on the grid, respectively.

A trivial way for constructing a drawing story would be to first produce a drawing of  $G$  and then to obtain a drawing of  $G_t$ , for each time  $t$ , by filtering

<sup>\*</sup> This research was supported by MIUR Proj. “MODE” n° 20157EFM5C, by MIUR Proj. “AHeAD” n° 20174LF3T8, by MIUR-DAAD JMP n° 34120, by H2020-MSCA-RISE Proj. “CONNECT” n° 734922, and by Roma Tre University Proj. “GeoView”.

out vertices and edges that do not belong to  $G_t$ . However, if the number of vertices of  $G$  is much larger than  $W$ , this strategy might produce unnecessarily large drawings. Ideally, the area of the drawing of each graph  $G_t$  should be a (polynomial) function of  $W$ , rather than a function of the size of the entire graph.

In this paper we show that the graph stories of paths and trees can be drawn on a  $2W \times 2W$  and on an  $(8W + 1) \times (8W + 1)$  grid, respectively, so that all the drawings of the story are straight-line and planar, and so that vertices do not change their position during the drawing story. Further, we show that there exist graph stories of planar graphs that cannot be drawn within an area that is only a function of  $W$ , if planarity is required and vertices are not allowed to change their position during the drawing story.

The visualization of dynamic graphs is a classic research topic in graph drawing. In what follows we compare our model and results with the literature. We can broadly classify the different approaches in terms of the following features [2]. (i) The objects that appear and disappear over time can be vertices or edges. (ii) The lifetime of the objects may be fixed or variable. (iii) The story may be entirely known in advance (*off-line model*) or not (*on-line model*). In this paper, the considered objects are vertices, the lifetime is fixed and the model is off-line.

A considerable amount of the literature on the theoretical aspects of dynamic graphs focuses on trees. In [3], the objects are edges, the lifetime  $W$  is fixed, and the model is on-line; an algorithm is shown for drawing a tree in  $O(W^3)$  area, under the assumption that the edges arrive in the order of a Eulerian tour of the tree. In [9], the objects are vertices, the lifetime  $W$  is fixed, the model is off-line (namely, the sequence of vertices is known in advance, up to a certain threshold  $k$ ), and the vertices can move. A bound in terms of  $W$  and  $k$  is given on the total amount of movement of the vertices. In [21], each subgraph of the story is given (each subgraph is a tree, whereas the entire graph may be arbitrary), each object can have an arbitrary lifetime, the model is off-line, and the vertices can move. Aesthetic criteria as in the classical Reingold-Tilford algorithm [18] are pursued.

Other contributions consider more general types of graphs. In [14], the objects are edges, which enter the drawing and never leave it, the model is on-line, the considered graphs are outerplanar, and the vertices are allowed to move by a polylogarithmic distance. In [7], the objects are edges, the lifetime is fixed, and the model is off-line; NP-completeness is shown for the problem of computing planar topological drawings of the graphs in the story; other results for the topological setting are presented in [1,20]. Further related results appear in [6,10,11,15,17,19]; in particular, geometric simultaneous embeddings [4,5] are closely related to the setting we consider in this paper. Contributions focused on the information-visualization aspects of dynamic graphs are surveyed in [2]; further, a survey on temporal graph problems appears in [16].

Missing proofs can be found in the full version of the paper.

## 2 Preliminaries

In this section, we present definitions and preliminaries.

**Graphs and drawings.** We denote the set of vertices and edges of a graph  $G$  by  $V(G)$  and  $E(G)$ , respectively. A *drawing* of  $G$  maps each vertex in  $V(G)$  to a distinct point in the plane and each edge in  $E$  to Jordan arc between its end-points. A drawing is *straight-line* if each arc is a straight-line segment, it is *planar* if no two arcs intersect, except at a common endpoint, and it is *on the grid* (or, a *grid drawing*) if each vertex is mapped to a point with integer coordinates.

**Rooted ordered forests and their drawings.** A *rooted tree*  $T$  is a tree with one distinguished vertex, called *root* and denoted by  $r(T)$ . We denote by  $T(u)$  the subtree of  $T$  rooted at a node  $u$ .

A *rooted ordered tree*  $T$  is a rooted tree such that, for each vertex  $v \in V(T)$ , a *left-to-right* (linear) order  $u_1, \dots, u_k$  of the children of  $v$  is specified. A sequence  $\mathcal{F} = T_1, T_2, \dots, T_k$  of rooted ordered trees is a *rooted ordered forest*.

A *strictly-upward* drawing of a rooted tree  $T$  is such that each edge is represented by a curve monotonically increasing in the  $y$ -direction from a vertex to its parent. A *strictly-upward* drawing  $\Gamma$  of a rooted forest  $\mathcal{F}$  is such that the drawing of each tree  $T_i \in \mathcal{F}$  in  $\Gamma$  is strictly-upward. A strictly-upward drawing of an ordered tree  $T$  is *order-preserving* if, for each vertex  $v \in V(T)$ , the left-to-right order of the edges from  $v$  to its children in the drawing is the same as the order associated with  $v$  in  $T$ . A strictly-upward drawing of a rooted ordered forest  $\mathcal{F}$  is *order-preserving* if the drawing of each tree  $T_i \in \mathcal{F}$  is order-preserving. The definitions of (*order-preserving*) *strictly-leftward*, *strictly-downward*, and *strictly-rightward* drawings of (ordered) rooted trees and forests are similar.

**Geometry.** Given two points  $p_1$  and  $p_2$  in  $\mathbb{R}^2$ , we denote by  $[p_1, p_2]$  the closed straight-line segment connecting  $p_1$  and  $p_2$ . The *width* and *height* of a grid  $[a, b] \times [c, d]$  are  $|[a, b] \cap \mathbb{Z}| = b - a + 1$  and  $|[c, d] \cap \mathbb{Z}| = d - c + 1$ , respectively. A grid drawing  $\Gamma$  of a graph *lies on a*  $W \times H$  grid if  $\Gamma$  is enclosed by the bounding box of some grid of width  $W$  and height  $H$ , and *lies on the* grid  $[a, b] \times [c, d]$  if  $\Gamma$  is enclosed by the bounding box of the grid  $[a, b] \times [c, d]$ .

**Graph stories.** A graph story  $\langle G, \tau, W \rangle$  is naturally *associated with* a sequence  $\langle G_1, G_2, \dots, G_{n+W-1} \rangle$ ; for any  $t \in \{1, \dots, n+W-1\}$ , the graph  $G_t$  is the subgraph of  $G$  induced by the set of vertices  $\{v \in V : t - W < \tau(v) \leq t\}$ . Clearly,  $|V(G_t)| \leq W$ . Note that  $G_1, G_2, \dots, G_{W-1}$  are subgraphs of  $G_W$  and  $G_{n+1}, G_{n+2}, \dots, G_{n+W-1}$  are subgraphs of  $G_n$ , while each of  $G_t$  and  $G_{t+1}$  has a vertex that the other graph does not have, for  $t = W, \dots, n-1$ . A graph story  $\langle G, \tau, W \rangle$  in which  $G$  is a planar graph, a path, or a tree is a *planar graph story*, a *path story*, or a *tree story*, respectively.

A *drawing story* for  $\langle G, \tau, W \rangle$  is a sequence  $\langle \Gamma_1, \Gamma_2, \dots, \Gamma_{n+W-1} \rangle$  of drawings such that, for every  $t = 1, \dots, n+W-1$ : (i)  $\Gamma_t$  is a drawing of  $G_t$ , (ii) a vertex  $v$  is drawn at the same position in all the  $\Gamma_t$ 's such that  $v \in V(G_t)$ , and (iii) an edge  $(u, v)$  is represented by the same curve in all the  $\Gamma_t$ 's such that  $(u, v) \in E(G_t)$ . The above definition implies that the drawings  $\Gamma_1, \Gamma_2, \dots, \Gamma_{W-1}$  are the restrictions of  $\Gamma_W$  to the vertices and edges of  $G_1, G_2, \dots, G_{W-1}$ , respectively, and that the drawings  $\Gamma_{n+1}, \Gamma_{n+2}, \dots, \Gamma_{n+W-1}$  are the restrictions of  $\Gamma_n$  to the vertices and edges of  $G_{n+1}, G_{n+2}, \dots, G_{n+W-1}$ , respectively. Hence, an algorithm that constructs a drawing story only has to specify the drawings  $\Gamma_W, \Gamma_{W+1}, \dots, \Gamma_n$ .

We only consider drawing stories  $\Gamma$  that are planar, straight-line, and on the grid. Storing each drawing in  $\Gamma$  would require  $\Omega(n \cdot W)$  space in total. However, since each vertex has the same position in all the drawings where it appears, since edges are straight-line segments, and since any two consecutive graphs in a graph story differ by  $O(1)$  vertices, we can encode  $\Gamma$  in total  $O(n)$  space.

Let  $\Gamma$  be a straight-line drawing story of a graph story  $\langle G, \tau, W \rangle$  and let  $G'$  be a subgraph of  $G$  (possibly  $G' = G$ ). The *drawing of  $G'$  induced by  $\Gamma$*  is the straight-line drawing of  $G'$  in which each vertex has the same position as in every drawing  $\Gamma_t \in \Gamma$  where it appears. Note that the drawing of  $G'$  induced by  $\Gamma$  might have crossings even if  $\Gamma$  is planar. For a subset  $B \subseteq V(G)$ , let  $G[B]$  be the subgraph of  $G$  induced by the vertices in  $B$  and let  $\Gamma[B]$  be the straight-line drawing of  $G[B]$  induced by  $\Gamma$ .

Given a graph story  $\langle G, \tau, W \rangle$ , we will often consider a partition of  $V$  into *buckets*  $B_1, \dots, B_h$ , where  $h = \lceil \frac{n}{W} \rceil$ . For  $i = 1, \dots, h$ , the bucket  $B_i$  is the set of vertices  $v$  such that  $(i-1)W + 1 \leq \tau(v) \leq \min\{i \cdot W, n\}$ . Note that all buckets have  $W$  vertices, except, possibly, for  $B_h$ . We have the following useful property.

**Property 1.** For any  $t$ , let  $i = \lceil \frac{t}{W} \rceil$ . Then  $G_t$  is a subgraph of  $G[B_{i-1} \cup B_i]$ .

### 3 Planar Graph Stories

In this section we prove a lower bound on the size of any drawing story of a planar graph story. Let  $n \equiv 0 \pmod 3$ . An  $n$ -vertex *nested triangles graph*  $G$  contains the vertices and the edges of the 3-cycle  $C_i = (v_{i-2}, v_{i-1}, v_i)$ , for  $i = 3, 6, \dots, n$ , plus the edges  $(v_i, v_{i+3})$ , for  $i = 1, 2, \dots, n-3$ . The nested triangles graphs with  $n \geq 6$  vertices are 3-connected and thus they have a unique combinatorial embedding (up to a flip) [22]. We have the following.

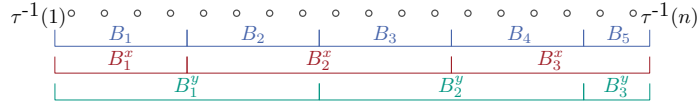
**Theorem 1.** Let  $\langle G, \tau, 9 \rangle$  be a planar graph story such that  $G$  is an  $n$ -vertex nested triangles graph and  $\tau(v_i) = i$ . Then any drawing story of  $\langle G, \tau, 9 \rangle$  lies on a  $\Omega(n) \times \Omega(n)$  grid.

*Proof.* In order to prove the statement we show that, for any drawing story  $\Gamma$  of  $\langle G, \tau, 9 \rangle$ , the straight-line drawing of  $G$  induced by  $\Gamma$  is planar. Then the statement follows from well-known lower bounds in the literature [8,12,13].

Let  $\Gamma = \Gamma_1, \Gamma_2, \dots, \Gamma_{n+8}$ . Note that, for any  $m = 9, 12, \dots, n$ , the graph  $G_m$  contains the cycles  $C_{m-6} = (v_{m-8}, v_{m-7}, v_{m-6})$ ,  $C_{m-3} = (v_{m-5}, v_{m-4}, v_{m-3})$ , and  $C_m = (v_{m-2}, v_{m-1}, v_m)$ . For any  $m = 9, 12, \dots, n$ , let  $H_m$  and  $I_m$  be the subgraphs of  $G$  induced by  $v_1, v_2, \dots, v_m$  and by  $v_{m-5}, v_{m-4}, \dots, v_m$ , respectively, and let  $\Gamma_m^H$  and  $\Gamma_m^I$  be the drawings of  $H_m$  and  $I_m$  induced by  $\Gamma$ , respectively.

Since  $G = H_n$ , in order to show that the drawing of  $G$  induced by  $\Gamma$  is planar, it suffices to show that  $\Gamma_m^H$  is planar, for each  $m = 9, 12, \dots, n$ . We prove this statement by induction on  $m$ . The induction also proves that the cycle  $C_m$  bounds a face of  $\Gamma_m^H$  and of  $\Gamma_m^I$ .

Suppose first that  $m = 9$ . Then  $H_9 = G_9$  and the drawing  $\Gamma_9^H = \Gamma_9$  of  $G_9$  is planar since  $\Gamma$  is a planar straight-line drawing of  $\langle G, \tau, 9 \rangle$  and  $\Gamma_9 \in \Gamma$ . The 3-connectivity of  $H_9$  and  $I_9$  implies that  $C_9$  bounds a face of  $\Gamma_9^H$  and  $\Gamma_9^I$ .



**Fig. 1.** Examples of buckets,  $x$ -buckets, and  $y$ -buckets when  $W = 4$ .

Suppose now that  $m > 9$ . We show that  $\Gamma_m^H$  is planar. By induction,  $\Gamma_{m-3}^H$  is planar. Thus, we only need to prove that no crossing is introduced by placing the vertices  $v_{m-2}$ ,  $v_{m-1}$ , and  $v_m$ , which belong to  $H_m$  and not to  $H_{m-3}$ , in  $\Gamma_{m-3}^H$  as they are placed in  $\Gamma_m$  and by drawing their incident edges as straight-line segments. First, by induction, the cycle  $C_{m-3} = (v_{m-5}, v_{m-4}, v_{m-3})$  bounds a face of  $\Gamma_{m-3}^H$  and of  $\Gamma_{m-3}^I$ . Second, the vertices  $v_{m-2}$ ,  $v_{m-1}$ , and  $v_m$ , as well as their incident edges, lie inside such a face in  $\Gamma_m$ . Namely,  $v_{m-2}$ ,  $v_{m-1}$ , and  $v_m$  lie inside the same face of  $\Gamma_{m-3}^I$  in  $\Gamma_m$ , as otherwise the cycle  $C_m$  would cross edges of  $I_{m-3}$  in  $\Gamma_m$ ; further, the face of  $\Gamma_{m-3}^I$  in which  $v_{m-2}$ ,  $v_{m-1}$ , and  $v_m$  lie in  $\Gamma_m$  is incident to all of  $v_{m-5}$ ,  $v_{m-4}$ , and  $v_{m-3}$ , as otherwise the edges  $(v_{m-5}, v_{m-2})$ ,  $(v_{m-4}, v_{m-1})$ , and  $(v_{m-3}, v_m)$  would cross edges of  $I_{m-3}$  in  $\Gamma_m$ ; however, no face of  $\Gamma_{m-3}^I$  other than the one delimited by  $C_{m-3}$  is incident to all of  $v_{m-5}$ ,  $v_{m-4}$ , and  $v_{m-3}$ . This proves the planarity of  $\Gamma_m^H$ . The induction and the proof of the theorem are completed by observing that  $C_m$  bounds a face of  $\Gamma_m^H$  and  $\Gamma_m^I$ .  $\square$

## 4 Path Stories

Let  $\langle G, \tau, W \rangle$  be a path story, where  $G = (v_1, v_2, \dots, v_n)$ . Note that the ordering of  $V(G)$  given by the path is, in general, different from the ordering given by  $\tau$ .

The  $x$ -buckets of  $G$  are the sets  $B_i^x$ , with  $i = 1, \dots, \lceil \frac{h+1}{2} \rceil$ , such that  $B_1^x = B_1$ , and  $B_i^x = B_{2i-2} \cup B_{2i-1}$ , for  $i = 2, \dots, \lceil \frac{h+1}{2} \rceil$ . Note that each  $x$ -bucket has  $2W$  vertices, except for  $B_1$  and, possibly, the last  $x$ -bucket; see Fig. 1. The  $y$ -buckets of  $G$  are the sets  $B_j^y$ , with  $j = 1, \dots, \lceil \frac{h}{2} \rceil$ , such that  $B_j^y = B_{2j-1} \cup B_{2j}$ . Note that each  $y$ -bucket has  $2W$  vertices, except possibly for the last  $y$ -bucket; see Fig. 1. Also, each vertex belongs to exactly one  $x$ -bucket and to exactly one  $y$ -bucket.

We now present the following theorem; its proof is similar in spirit to the proof that any two paths admit a simultaneous geometric embedding [5].

**Theorem 2.** For any path story  $\langle G, \tau, W \rangle$ , it is possible to compute in  $O(n)$  time a drawing story that is planar, straight-line, and lies on a  $2W \times 2W$  grid.

*Proof.* Let  $G$  be the path  $(v_1, v_2, \dots, v_n)$  and let  $h = \lceil \frac{n}{W} \rceil$  be the number of buckets of  $V(G)$ . We now order the vertices in each  $x$ -bucket and in each  $y$ -bucket; this is done according to the ordering in which the vertices appear in the path  $G$ . Formally, for  $i = 1, 2, \dots, \lceil \frac{h+1}{2} \rceil$ , let  $x_i : B_i^x \rightarrow \{1, \dots, |B_i^x|\}$  be a bijective function such that, for any  $v_a, v_b \in B_i^x$ , we have  $x_i(v_a) < x_i(v_b)$  if and only if  $a < b$ . Similarly, for  $i = 1, 2, \dots, \lceil \frac{h}{2} \rceil$ , let  $y_i : B_i^y \rightarrow \{1, \dots, |B_i^y|\}$  be a bijective function such that, for any  $v_a, v_b \in B_i^y$ , we have  $y_i(v_a) < y_i(v_b)$  if and only if  $a < b$ . We assign the coordinates to the vertices of  $G$  in  $\Gamma$  as follows. For any

vertex  $v$  of  $G$ , let  $B_i^x$  and  $B_j^y$  be the  $x$ -bucket and the  $y$ -bucket containing  $v$ , respectively. We place  $v$  at the point  $(x_i(v), y_j(v))$  in all the drawings  $\Gamma_t \in \Gamma$  such that  $v$  belongs to  $G_t$ . Also, we draw each edge as a straight-line segment.

We now prove that the constructed drawing story  $\Gamma$  satisfies the properties in the statement. Since  $x$ -buckets and  $y$ -buckets have size at most  $2W$ , we have that each drawing  $\Gamma_t \in \Gamma$  lies on the  $[1, 2W] \times [1, 2W]$  grid. We have the following.

**Property 2.** For  $i = 1, \dots, \lceil \frac{h+1}{2} \rceil$ , the straight-line drawing  $\Gamma[B_i^x]$  of  $G[B_i^x]$  is planar. For  $j = 1, \dots, \lceil \frac{h}{2} \rceil$ , the straight-line drawing  $\Gamma[B_j^y]$  of  $G[B_j^y]$  is planar.

By [Prop. 1](#), there exists an  $x$ -bucket  $B_i^x$  or a  $y$ -bucket  $B_j^y$  that contains  $V(G_t)$ . Then  $\Gamma_t$  coincides with  $\Gamma[B_i^x]$  or with  $\Gamma[B_j^y]$ , respectively, restricted to the vertices in  $V(G_t)$ . By [Prop. 2](#), we have that  $\Gamma_t$  is planar.

Finally, the time needed to compute  $\Gamma$  coincides with the time needed to compute the functions  $x_i$  and  $y_j$ , for each  $i \in \{1, 2, \dots, \lceil \frac{h+1}{2} \rceil\}$  and  $j \in \{1, 2, \dots, \lceil \frac{h}{2} \rceil\}$ . This can be done in total  $O(n)$  time as follows. For  $i = 1, \dots, n$ , traverse the path  $G$  from  $v_1$  to  $v_n$ . When a vertex  $v_k$  is considered, the buckets  $B_i^x$  and  $B_j^y$  where  $v_k$  should be inserted are determined in  $O(1)$  time; then  $v_k$  is inserted in each of these buckets as the currently last vertex. This process provides each  $x$ -bucket  $B_i^x$  and each  $y$ -bucket  $B_j^y$  with the desired orderings  $x_i$  and  $y_j$ , respectively.  $\square$

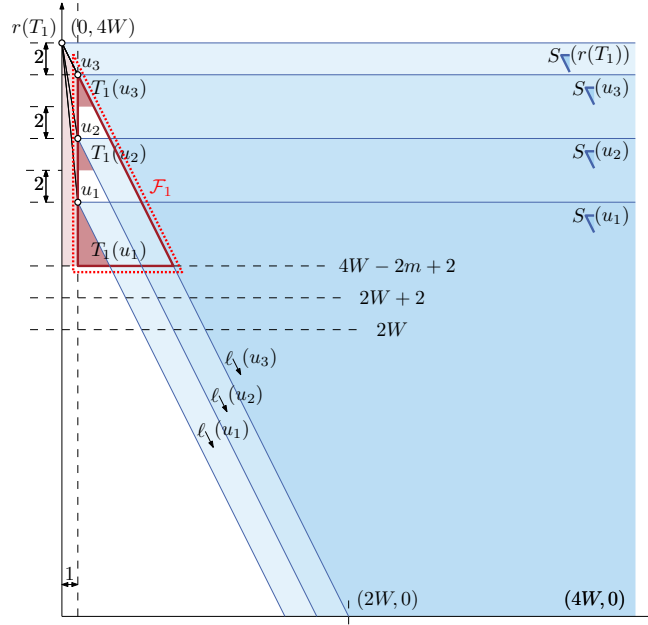
## 5 Tree Stories

In this section we show how to draw a tree story  $\langle T, \tau, W \rangle$ . Our algorithm partitions  $V(T)$  into buckets  $B_1, \dots, B_h$  and then partitions the subtrees of  $T$  induced by each bucket  $B_i$  into two rooted ordered forests. For odd values of  $i$ , the forests corresponding to  $B_i$  are drawn “close” to the  $y$ -axis, while for even values of  $i$ , the forests corresponding to  $B_i$  are drawn “close” to the  $x$ -axis. The drawings of these forests need to satisfy strong visibility properties, as edges of  $T$  might connect vertices in a bucket  $B_i$  with the roots of the forests corresponding to the bucket  $B_{i+1}$ , and vice versa. We now introduce a drawing standard for (static) rooted ordered forests that guarantees these visibility properties.

For a vertex  $v$  in a drawing  $\Gamma$ , denote by  $\ell_{\searrow}(v)$  the half-line originating at  $v$  with slope  $-2$ . Also, consider a horizontal half-line originating at  $v$  and directed rightward; rotate such a line in clockwise direction around  $v$  until it overlaps with  $\ell_{\searrow}(v)$ ; this rotation spans a closed wedge centered at  $v$ , which we call the  $\nabla$ -wedge of  $v$  and denote by  $S_{\nabla}(v)$ . We have the following definition.

**Definition 1.** Let  $\mathcal{F} = T_1, T_2, \dots, T_k$  be a rooted ordered forest, with a total of  $m \leq W$  vertices. A  $\nabla$ -drawing  $\Gamma$  of  $\mathcal{F}$  is a planar straight-line strictly-upward strictly-leftward order-preserving grid drawing of  $\mathcal{F}$  such that:

- (i)  $\Gamma$  lies on the  $[0, m-1] \times [4W-2m+2, 4W]$  grid;
- (ii) the roots  $r(T_1), r(T_2), \dots, r(T_k)$  lie along the segment  $[(0, 2W+2), (0, 4W)]$ , in this order from bottom to top, and  $r(T_k)$  lies on  $(0, 4W)$ ;
- (iii) the vertices of  $T_i$  have  $y$ -coordinates strictly smaller than the vertices of  $T_{i+1}$ , for  $i = 1, \dots, k-1$ ;



**Fig. 2.** Construction of a  $\blacktriangle$ -drawing: the first inductive case, in which  $k = 1$  and  $m > 1$ .

- (iv) for each tree  $T_i$  and for each vertex  $v$  of  $T_i$ , let  $u_1, u_2, \dots, u_\ell$  be the children of  $v$  in left-to-right order; then the vertices of  $T_i(u_j)$  have  $y$ -coordinates strictly smaller than the vertices of  $T_i(u_{j+1})$ , for  $j = 1, \dots, \ell - 1$ ; and
- (v) for each vertex  $v$  of  $\mathcal{F}$ , the wedge  $S_{\nabla}(v)$  does not intersect  $\Gamma$  other than along  $\ell_{\nabla}(v)$ .

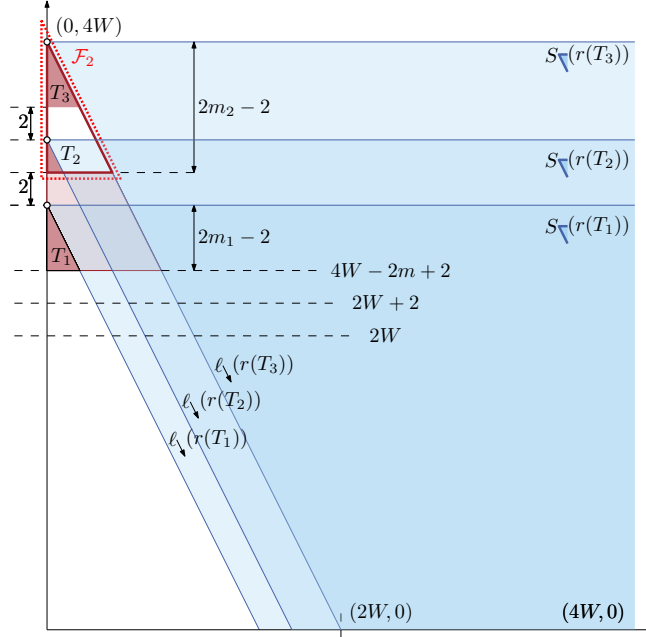
We are going to use the following property.

**Property 3.** For each vertex  $v$  in a  $\blacktriangle$ -drawing  $\Gamma$  of  $\mathcal{F}$ , the wedge  $S_{\nabla}(v)$  contains the segment  $[(2W + 2, 0), (4W, 0)]$  in its interior.

We can similarly define  $\triangleright$ -,  $\nabla$ -, and  $\triangleleft$ -drawings; in particular, a drawing of  $\mathcal{F}$  is a  $\triangleright$ -,  $\nabla$ -, or  $\triangleleft$ -drawing if and only if it can be obtained from a  $\blacktriangle$ -drawing by a clockwise rotation around the origin of the Cartesian axes by  $90^\circ$ ,  $180^\circ$ , or  $270^\circ$ , respectively. A property similar to Prop. 3 can be stated for such drawings.

We now present an algorithm, called  $\blacktriangle$ -DRAWER, that constructs a  $\blacktriangle$ -drawing  $\Gamma$  of  $\mathcal{F} = T_1, \dots, T_k$ . The algorithm  $\blacktriangle$ -DRAWER constructs  $\Gamma$  by induction, primarily, on  $k$  and, secondarily, on the number of vertices  $m$  of  $\mathcal{F}$ .

The base case of the algorithm  $\blacktriangle$ -DRAWER happens when  $m = 1$  (and thus  $k = 1$ ); then we obtain  $\Gamma$  by placing  $r(T_1)$  at  $(0, 4W)$ . In the first inductive case, we have  $k = 1$  and  $m > 1$ ; see Fig. 2. Let  $\mathcal{F}_1$  be the rooted ordered forest  $T_1(u_1), T_1(u_2), \dots, T_1(u_{\ell_1})$ , where  $u_1, u_2, \dots, u_{\ell_1}$  are the children of  $r(T_1)$  in left-to-right order. Inductively construct a  $\blacktriangle$ -drawing  $\Gamma_1$  of  $\mathcal{F}_1$ . We obtain  $\Gamma$  by



**Fig. 3.** Construction of a  $\lambda$ -drawing: the second inductive case, in which  $k > 1$ .

placing  $r(T_1)$  at  $(0, 4W)$  and by translating  $\Gamma_1$  one unit to the right and two units down. In the second inductive case, we have  $k > 1$ ; see Fig. 3. We inductively construct a  $\lambda$ -drawing  $\Gamma_1$  of  $T_1$  and a  $\lambda$ -drawing  $\Gamma_2$  of the rooted ordered forest  $\mathcal{F}_2 = T_2, T_3, \dots, T_k$ . Then, we obtain  $\Gamma$  from  $\Gamma_1$  and  $\Gamma_2$  by translating  $\Gamma_1$  down so that  $r(T_1)$  lies two units below the lowest vertex in  $\Gamma_2$ . We have the following.

**Lemma 1.** The algorithm  $\lambda$ -DRAWER constructs a  $\lambda$ -drawing of  $\mathcal{F}$  in  $O(m)$  time.

Algorithms  $\succ$ -DRAWER,  $\nabla$ -DRAWER, and  $\triangleleft$ -DRAWER that construct a  $\succ$ -drawing, a  $\nabla$ -drawing, and a  $\triangleleft$ -drawing of  $\mathcal{F}$  can be defined analogously.

We now go back to the problem of drawing a tree story  $\langle T, \tau, W \rangle$ . Let  $n = |V(T)|$ . Recall that  $V(T)$  is partitioned into buckets  $B_1, \dots, B_h$ , where  $h = \lceil \frac{n}{W} \rceil$ . We now show how to partition the subtrees of  $T$  induced by each bucket into up to two rooted ordered forests, so that the algorithms  $\lambda$ -,  $\succ$ -,  $\nabla$ -, and  $\triangleleft$ -DRAWER can be exploited in order to draw such forests, thus obtaining a drawing story of  $\langle T, \tau, W \rangle$ . We proceed in several phases as follows.

**PHASE 1:** We label each vertex  $v$  of  $T$  belonging to a bucket  $B_i$  with the label  $b(v) = i$  and we remove from  $T$  all the edges  $(u, v)$  such that  $|b(u) - b(v)| > 1$ . Observe that such edges are not visualized in a drawing story of  $\langle T, \tau, W \rangle$ .

**PHASE 2:** As  $T$  might be a forest because of the previous edge removal, we add dummy edges to  $T$  to turn it back into a tree, while ensuring that  $|b(u) - b(v)| \leq 1$  for every edge  $(u, v)$  of  $T$ . This is possible due to the following.



**Lemma 2.** Dummy edges can be added to  $T$  in total  $O(n)$  time so that  $T$  becomes a tree and every edge  $(u, v)$  of  $T$  is such that  $|b(u) - b(v)| \leq 1$ .

PHASE 3: We now root  $T$  at an arbitrary vertex  $r(T)$  in  $B_1$ . A *pertinent component* of  $T$  is a maximal connected component of  $T$  composed of vertices in the same bucket. We assign a *label*  $b(P) = i$  to a pertinent component  $P$  if every vertex of  $P$  belongs to  $B_i$ . We now construct the following sets  $R_1, R_2, \dots, R_k$  of pertinent components of  $T$ ; see Fig. 4. The set  $R_1$  only contains the pertinent component of  $T$  the vertex  $r(T)$  belongs to. For  $j > 1$ , the set  $R_j$  contains every pertinent component  $P$  of  $T$  such that (i)  $P$  does not belong to  $\bigcup_{i=1}^{j-1} R_i$  and (ii)  $P$  contains a vertex that is adjacent to a vertex belonging to a pertinent component in  $R_{j-1}$ .

By the construction of the  $R_j$ 's, since  $|b(u) - b(v)| \leq 1$  for every edge  $(u, v)$  of  $T$ , and by the rooting of  $T$ , we have the following simple property.

**Property 4.** For every vertex  $v \in R_j$ , each child of  $v$  belongs to either  $R_j$  or  $R_{j+1}$ .

PHASE 4: Next, we turn  $T$  into an ordered tree. Consider any vertex  $v$  and let  $R_j$  be the set  $v$  belongs to. Then, by Prop. 4, each child of  $v$  is either in  $R_j$  or in  $R_{j+1}$ . We set the left-to-right order of the children of  $v$  so that all those in  $R_j$  come first, in any order, and all those in  $R_{j+1}$  come next, in any order.

PHASE 5: We now define rooted ordered forests. For  $i = 1, \dots, h$  with  $i$  odd, let  $\mathcal{F}_{i, \blacktriangleleft}$  (resp.,  $\mathcal{F}_{i, \blacktriangledown}$ ) be the forest containing all the pertinent components  $P$  such that  $b(P) = i$  and such that  $P \in R_j$  with  $j \equiv 1 \pmod{4}$  (resp.,  $j \equiv 3 \pmod{4}$ ). Also, for  $i = 1, \dots, h$  with  $i$  even, let  $\mathcal{F}_{i, \blacktriangleright}$  (resp.,  $\mathcal{F}_{i, \blacktriangleleft}$ ) be the forest containing all the pertinent components  $P$  such that  $b(P) = i$  and such that  $P \in R_j$  with  $j \equiv 2 \pmod{4}$  (resp.,  $j \equiv 0 \pmod{4}$ ). We have the following.

**Observation 1.** Let  $v$  be a vertex of  $T$  and  $u$  be its parent. Let  $R_i$  and  $R_j$  be the sets containing the pertinent components  $u$  and  $v$  belong to, respectively, where  $j = i$  or  $j = i + 1$ , by Prop. 4. Then the following cases are possible.

- 1a** If  $j = i$ , then  $u$  and  $v$  both belong to either  $\mathcal{F}_{i, \blacktriangleleft}$ ,  $\mathcal{F}_{i, \blacktriangledown}$ ,  $\mathcal{F}_{i, \blacktriangleright}$ , or  $\mathcal{F}_{i, \blacktriangleleft}$ .
- 1b** If  $j = i + 1$ , then  $v$  is the root of a pertinent component in  $R_j$ . Also, either:
  - (i)  $i$  is odd,  $u \in \mathcal{F}_{i, \blacktriangleleft}$ , and  $v \in \mathcal{F}_{i+1, \blacktriangleright}$ ;
  - (ii)  $i$  is even,  $u \in \mathcal{F}_{i, \blacktriangleright}$ , and  $v \in \mathcal{F}_{i+1, \blacktriangledown}$ ;
  - (iii)  $i$  is odd,  $u \in \mathcal{F}_{i, \blacktriangledown}$ , and  $v \in \mathcal{F}_{i+1, \blacktriangleleft}$ ; or
  - (iv)  $i$  is even,  $u \in \mathcal{F}_{i, \blacktriangleleft}$ , and  $v \in \mathcal{F}_{i+1, \blacktriangleleft}$ .

For each pertinent component  $P$  in any  $\mathcal{F}_{i, X}$ , with  $i \in \{1, \dots, h\}$  and  $X \in \{\blacktriangleleft, \blacktriangleright, \blacktriangledown, \blacktriangleleft\}$ , let  $R_j$  be the set  $P$  belongs to. If  $j = 1$ , then the root of  $P$  is  $r(T)$ , otherwise the root of  $P$  is the vertex of  $P$  that is adjacent to a vertex in  $R_{j-1}$ . Further, the left-to-right order of the children of every vertex of  $P$  is the one inherited from  $T$ . Finally, the linear ordering of the pertinent components in  $\mathcal{F}_{i, X}$  is defined as follows. Let  $P_1$  and  $P_2$  be any two pertinent components in  $\mathcal{F}_{i, X}$  and let  $R_j$  and  $R_k$  be the sets containing  $P_1$  and  $P_2$ , respectively. If  $j < k$ , then  $P_1$  precedes  $P_2$  in  $\mathcal{F}_{i, X}$ . If  $j > k$ , then  $P_1$  follows  $P_2$  in  $\mathcal{F}_{i, X}$ . Otherwise  $j = k$ ; let  $x$  be the lowest common ancestor of the roots of  $P_1$  and of  $P_2$  in  $T$ .

Also, let  $p_1$  and  $p_2$  be the paths connecting the roots of  $P_1$  and of  $P_2$  with  $x$ , respectively. Further, let  $x_1$  and  $x_2$  be the children of  $x$  belonging to  $p_1$  and to  $p_2$ , respectively. Then,  $P_1$  precedes  $P_2$  in  $\mathcal{F}_{i,X}$  if and only if  $x_1$  precedes  $x_2$  in the left-to-right order of the children of  $x$ . We have the following.

**Lemma 3.** Given the sets  $R_1, \dots, R_k$ , the rooted ordered forests  $\mathcal{F}_{i,X}$ , with  $i = 1, \dots, h$  and  $X \in \{\blacktriangleleft, \triangleright, \blacktriangledown, \triangleleft\}$ , can be computed in total  $O(n)$  time.

We are now ready to state the following main result.

**Theorem 3.** For any tree story  $\langle T, \tau, W \rangle$  such that  $T$  has  $n$  vertices, it is possible to construct in  $O(n)$  time a drawing story that is planar, straight-line, and lies on an  $(8W + 1) \times (8W + 1)$  grid.

*Proof.* We construct a planar straight-line drawing story  $\Gamma$  of  $\langle T, \tau, W \rangle$ . We perform PHASES 1–5 in order to construct the rooted ordered forests  $\mathcal{F}_{i,X}$  with  $i \in \{1, \dots, h\}$  and  $X \in \{\blacktriangleleft, \triangleright, \blacktriangledown, \triangleleft\}$ . Note that PHASE 2 introduces in  $T$  some dummy edges, which are removed from the actual drawing story of  $\langle T, \tau, W \rangle$  after the construction of  $\Gamma$ . Since  $\Gamma$  is a straight-line drawing, we only need to assign coordinates to the vertices of  $T$ ; see Fig. 4. We apply the algorithm  $X$ -DRAWER to construct an  $X$ -drawing  $\Gamma_{i,X}$  of each rooted ordered forest  $\mathcal{F}_{i,X}$ . We let the coordinates of each vertex  $v$  of  $\mathcal{F}_{i,X}$  in  $\Gamma$  coincide with its coordinates in  $\Gamma_{i,X}$ .

We now prove that  $\Gamma$  satisfies the properties in the statement of the theorem. By Cond. i of Definition 1, a  $\blacktriangleleft$ -drawing lies on the  $[0, 4W] \times [0, 4W]$  grid. Similarly, a  $\triangleright$ -, a  $\blacktriangledown$ -, and a  $\triangleleft$ -drawing lies on the  $[0, 4W] \times [-4W, 0]$  grid, on the  $[-4W, 0] \times [-4W, 0]$  grid, and on the  $[-4W, 0] \times [0, 4W]$  grid, respectively. Thus,  $\Gamma$  lies on the  $[-4W, 4W] \times [-4W, 4W]$  grid.

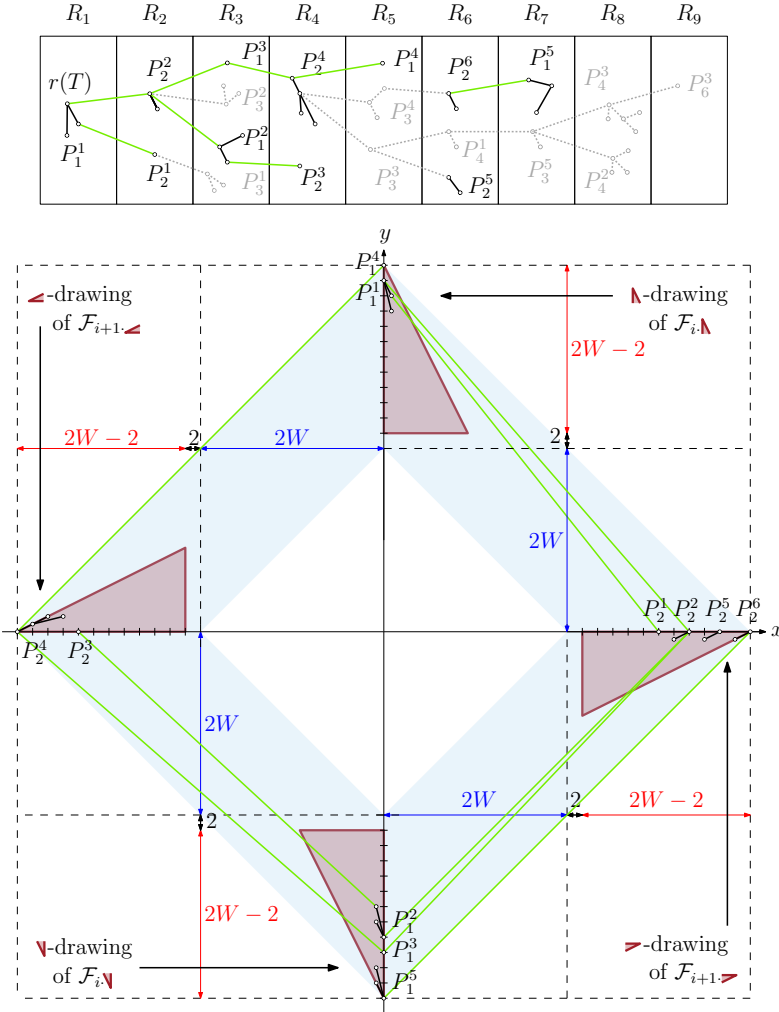
Concerning the running time for the construction of  $\Gamma$ , we have that the initial modification of  $T$ , which ensures that  $|b(u) - b(v)| \leq 1$  for every edge  $(u, v)$  of  $T$ , can be done in  $O(n)$  time, by Lemma 2. The labeling  $b(u)$  of each vertex  $u$  of  $T$  is easily done in  $O(n)$  time. The construction of the sets  $R_1, \dots, R_k$  can be accomplished by an  $O(n)$ -time traversal of  $T$  starting from  $r(T)$ . The construction of the rooted ordered forests  $\mathcal{F}_{i,X}$ , with  $i = 1, \dots, h$  and with  $X \in \{\blacktriangleleft, \triangleright, \blacktriangledown, \triangleleft\}$ , can be performed in total  $O(n)$  time by Lemma 3. Finally, by Lemma 1, the algorithm  $X$ -DRAWER runs in linear time in the size of its input  $\mathcal{F}_{i,X}$ .

It remains to show that each drawing  $\Gamma_t \in \Gamma$  is planar. We exploit the following lemma. Let  $B_{i,i+1} = B_i \cup B_{i+1}$ .

**Lemma 4.** For  $i = 1, \dots, h - 1$ , the drawing  $\Gamma[B_{i,i+1}]$  of  $T[B_{i,i+1}]$  is planar.

*Proof.* Suppose that  $i$  is odd; the case in which  $i$  is even can be treated analogously. Let  $(u, v)$  and  $(w, z)$  be any two edges of  $T[B_{i,i+1}]$ . We prove that  $(u, v)$  and  $(w, z)$  do not cross in  $\Gamma[B_{i,i+1}]$ . We only discuss the most interesting case, in which  $u$  and  $w$  both belong to  $\mathcal{F}_{i,\blacktriangleleft}$  and  $v$  and  $z$  both belong to  $\mathcal{F}_{i+1,\triangleright}$ ; see the full version of the paper for a proof that covers the other cases.

By Obs. 1b, we have that  $v$  and  $z$  are the roots of two pertinent components  $P_v$  and  $P_z$  of  $\mathcal{F}_{i+1,\triangleright}$ , respectively. By Cond. ii of Definition 1, the vertices  $v$  and  $z$  lie on the segment  $[(2W + 2, 0), (4W, 0)]$ . Assume w.l.o.g. that  $z$  lies to the right of  $v$ . We have the following.



**Fig. 4.** Illustration for the proof of [Theorem 3](#), with  $W = 12$ . The upper part of the figure shows the rooted ordered tree  $T$ ; vertices and edges that are not in  $T[B_{1,2}]$  are gray. A pertinent component  $P_i^j$  of  $T$  belongs to the bucket  $B_i$ ; further, the index  $j$  represents the order of the components in the corresponding rooted forests. The lower part of the figure shows the drawing  $\Gamma[B_{1,2}]$  of  $T[B_{1,2}]$  constructed by the algorithm.

**Claim 1.** The vertex  $w$  lies above the vertex  $u$  in  $\Gamma[B_{i,i+1}]$ .

*Proof.* Let  $R_j$  and  $R_k$  be the sets containing  $v$  and  $z$ , respectively. By the construction of  $\mathcal{F}_{i+1, \blacktriangleright}$  and since  $z$  lies to the right of  $v$ , two cases are possible.

In the first case  $j < k$ . By [Obs. 1b](#), we have that  $u$  and  $w$  belong to  $R_{j-1}$  and  $R_{k-1}$ , respectively. Since  $j - 1 < k - 1$ , we have that  $u$  and  $w$  belong to distinct

pertinent components  $P_u$  and  $P_w$  of  $T$ , respectively, where  $P_u$  precedes  $P_w$  in  $\mathcal{F}_{i,\blacktriangleleft}$ . By [Cond. iii](#) of [Definition 1](#), we have that  $w$  lies above  $u$  in  $\Gamma[B_{i,i+1}]$ .

In the second case  $j = k$ . Let  $x$  be the lowest common ancestor of  $v$  and  $z$  in  $T$ . Also, let  $v'$  and  $z'$  be the children of  $x$  on the paths from  $x$  to  $v$  and  $z$ , respectively. Then  $v'$  precedes  $z'$  in the left-to-right order of the children of  $x$ . Note that  $j-1 = k-1$  and that  $x$  is also the lowest common ancestor of  $u$  and  $w$  in  $T$ , where  $u$  lies on the path between  $v$  and  $x$  and  $w$  lies on the path between  $z$  and  $x$ .

If  $u$  and  $w$  belong to distinct pertinent components  $P_u$  and  $P_w$  of  $T$  then, as in the first case,  $P_u$  precedes  $P_w$  in  $\mathcal{F}_{i,\blacktriangleleft}$ . By [Cond. iii](#) of [Definition 1](#) we have that  $w$  lies above  $u$  in  $\Gamma[B_{i,i+1}]$ .

If  $u$  and  $w$  belong to the same pertinent component of  $T$  and neither of them is  $x$ , then by [Cond. iv](#) of [Definition 1](#) we have that  $w$  lies above  $u$  in  $\Gamma[B_{i,i+1}]$ .

If  $u$  and  $w$  belong to the same pertinent component of  $T$  and  $w = x$ , then we have that  $w$  lies above  $u$  in  $\Gamma[B_{i,i+1}]$  since  $\Gamma_{i,\blacktriangleleft}$  is strictly-upward.

Finally, note that  $u \neq x$ . Indeed, suppose, for a contradiction, that  $u$  is the lowest common ancestor of  $v$  and  $z$ . By the choice of the left-to-right ordering of the children of  $u$  (given in PHASE 4), we have that  $z'$  precedes  $v$  in this ordering. Therefore, by the construction of the ordering of  $\mathcal{F}_{i+1,\blacktriangleright}$  (given in PHASE 5), we have that  $P_z$  precedes  $P_v$  in  $\mathcal{F}_{i+1,\blacktriangleright}$ ; by [Cond. ii](#) of [Definition 1](#), this contradicts the assumption that  $z$  lies to the right of  $v$ .  $\square$

By [Claim 1](#) and by [Cond. i](#) of [Definition 1](#), we have that  $w$  lies above  $u$ , which lies above  $v$  and  $z$ ; recall that these last two vertices lie on the segment  $[(2W+2, 0), (4W, 0)]$ . Hence, the edge  $(u, v)$  crosses the edge  $(w, z)$  if and only if  $u$  lies to the right of the edge  $(w, z)$ . By [Prop. 3](#), the edge  $(w, z)$  lies in the wedge  $S_{\blacktriangledown}(w)$ , except at  $w$ . However, if  $u$  lies to the right of the edge  $(w, z)$ , then  $S_{\blacktriangledown}(w)$  contains  $u$ , which contradicts [Cond. v](#) of [Definition 1](#).  $\square$

By [Prop. 1](#) and [Lemma 4](#), we have that  $\Gamma$  is planar.  $\square$

## 6 Conclusions and Open Problems

We have shown how to draw dynamic trees with straight-line edges, using an area that only depends on the number of vertices that are simultaneously present in the tree, while maintaining planarity. This result is obtained by partitioning the vertices of the tree into buckets and by establishing topological and geometric properties for the forests induced by pairs of consecutive buckets. Further, we proved that this result cannot be generalized to arbitrary planar graphs.

Several interesting problems arise. **(OP1)** Which families of planar graphs admit a planar straight-line drawing story on a grid whose size is polynomial in  $W$ ? How about outerplanar graphs? **(OP2)** Which bounds can be shown for a dynamic graph that is not a tree, while each graph of the story is a forest?

**Acknowledgments.** We are indebted to Giuseppe Di Battista for interesting conversations and suggestions that helped us improve and direct our investigation.

## References

1. Angelini, P., Bekos, M.A.: Hierarchical partial planarity. *Algorithmica* **81**(6), 2196–2221 (2019). <https://doi.org/10.1007/s00453-018-0530-6>, <https://doi.org/10.1007/s00453-018-0530-6>
2. Beck, F., Burch, M., Diehl, S., Weiskopf, D.: The state of the art in visualizing dynamic graphs. In: Borgo, R., Maciejewski, R., Viola, I. (eds.) *Eurographics Conference on Visualization, EuroVis 2014 - State of the Art Reports, STARS*, Swansea, UK, June 9–13, 2014. Eurographics Association (2014). <https://doi.org/10.2312/eurovisstar.20141174>, <https://doi.org/10.2312/eurovisstar.20141174>
3. Binucci, C., Brandes, U., Di Battista, G., Didimo, W., Gaertler, M., Palladino, P., Patrignani, M., Symvonis, A., Zweig, K.A.: Drawing trees in a streaming model. *Inf. Process. Lett.* **112**(11), 418–422 (2012). <https://doi.org/10.1016/j.ipl.2012.02.011>, <https://doi.org/10.1016/j.ipl.2012.02.011>
4. Bläsius, T., Kobourov, S.G., Rutter, I.: Simultaneous embedding of planar graphs. In: Tamassia, R. (ed.) *Handbook on Graph Drawing and Visualization.*, pp. 349–381. Chapman and Hall/CRC (2013)
5. Braß, P., Cenek, E., Duncan, C.A., Efrat, A., Erten, C., Ismailescu, D., Kobourov, S.G., Lubiw, A., Mitchell, J.S.B.: On simultaneous planar graph embeddings. *Comput. Geom.* **36**(2), 117–130 (2007). <https://doi.org/10.1016/j.comgeo.2006.05.006>, <https://doi.org/10.1016/j.comgeo.2006.05.006>
6. Cohen, R.F., Di Battista, G., Tamassia, R., Tollis, I.G.: Dynamic graph drawings: Trees, series-parallel digraphs, and planar st-digraphs. *SIAM J. Comput.* **24**(5), 970–1001 (1995). <https://doi.org/10.1137/S0097539792235724>, <https://doi.org/10.1137/S0097539792235724>
7. Da Lozzo, G., Rutter, I.: Planarity of streamed graphs. In: *CIAC. LNCS*, vol. 9079, pp. 153–166. Springer (2015)
8. de Fraysseix, H., Pach, J., Pollack, R.: How to draw a planar graph on a grid. *Combinatorica* **10**(1), 41–51 (1990)
9. Demetrescu, C., Di Battista, G., Finocchi, I., Liotta, G., Patrignani, M., Pizzonia, M.: Infinite trees and the future. In: Kratochvíl, J. (ed.) *Graph Drawing, 7th International Symposium, GD’99, Stirín Castle, Czech Republic, September 1999, Proceedings. LNCS*, vol. 1731, pp. 379–391. Springer (1999). [https://doi.org/10.1007/3-540-46648-7\\_39](https://doi.org/10.1007/3-540-46648-7_39), [https://doi.org/10.1007/3-540-46648-7\\_39](https://doi.org/10.1007/3-540-46648-7_39)
10. Di Battista, G., Tamassia, R.: On-line planarity testing. *SIAM J. Comput.* **25**(5), 956–997 (1996). <https://doi.org/10.1137/S0097539794280736>, <https://doi.org/10.1137/S0097539794280736>
11. Di Battista, G., Tamassia, R., Vismara, L.: Incremental convex planarity testing. *Inf. Comput.* **169**(1), 94–126 (2001). <https://doi.org/10.1006/inco.2001.3031>, <https://doi.org/10.1006/inco.2001.3031>
12. Dolev, D., Leighton, F., Trickey, H.: Planar embedding of planar graphs. *Advances in Computing Research* **2** (1984)
13. Frati, F., Patrignani, M.: A note on minimum-area straight-line drawings of planar graphs. In: Hong, S., Nishizeki, T., Quan, W. (eds.) *15th International Symposium on Graph Drawing (GD 2007)*. LNCS, vol. 4875, pp. 339–344. Springer (2007)
14. Goodrich, M.T., Pszona, P.: Streamed graph drawing and the file maintenance problem. In: Wismath, S.K., Wolff, A. (eds.) *Graph Drawing - 21st International Symposium, GD 2013, Bordeaux, France, September 23–25, 2013, Revised Selected Papers. LNCS*, vol. 8242, pp. 256–267. Springer (2013). [https://doi.org/10.1007/978-3-319-03841-4\\_23](https://doi.org/10.1007/978-3-319-03841-4_23), [https://doi.org/10.1007/978-3-319-03841-4\\_23](https://doi.org/10.1007/978-3-319-03841-4_23)

15. Italiano, G.F.: Fully dynamic planarity testing. In: *Encyclopedia of Algorithms*, pp. 806–808 (2016). [https://doi.org/10.1007/978-1-4939-2864-4\\_157](https://doi.org/10.1007/978-1-4939-2864-4_157), [https://doi.org/10.1007/978-1-4939-2864-4\\_157](https://doi.org/10.1007/978-1-4939-2864-4_157)
16. Michail, O.: An introduction to temporal graphs: An algorithmic perspective. *Internet Mathematics* **12**(4), 239–280 (2016)
17. Poutré, J.A.L.: Alpha-algorithms for incremental planarity testing (preliminary version). In: Leighton, F.T., Goodrich, M.T. (eds.) *Proceedings of the Twenty-Sixth Annual ACM Symposium on Theory of Computing*, 23–25 May 1994, Montréal, Québec, Canada. pp. 706–715. ACM (1994). <https://doi.org/10.1145/195058.195439>, <https://doi.org/10.1145/195058.195439>
18. Reingold, E.M., Tilford, J.S.: Tidier drawings of trees. *IEEE Trans. Software Eng.* **7**(2), 223–228 (1981). <https://doi.org/10.1109/TSE.1981.234519>, <https://doi.org/10.1109/TSE.1981.234519>
19. Rextin, A., Healy, P.: A fully dynamic algorithm to test the upward planarity of single-source embedded digraphs. In: Tollis, I.G., Patrignani, M. (eds.) *Graph Drawing, 16th International Symposium, GD 2008, Heraklion, Crete, Greece, September 21–24, 2008. Revised Papers. LNCS*, vol. 5417, pp. 254–265. Springer (2008). [https://doi.org/10.1007/978-3-642-00219-9\\_24](https://doi.org/10.1007/978-3-642-00219-9_24), [https://doi.org/10.1007/978-3-642-00219-9\\_24](https://doi.org/10.1007/978-3-642-00219-9_24)
20. Schaefer, M.: Picking planar edges; or, drawing a graph with a planar subgraph. In: *Graph Drawing. LNCS*, vol. 8871, pp. 13–24. Springer (2014)
21. Skambath, M., Tantau, T.: Offline drawing of dynamic trees: Algorithmics and document integration. In: Hu, Y., Nöllenburg, M. (eds.) *Graph Drawing and Network Visualization - 24th International Symposium, GD 2016, Athens, Greece, September 19–21, 2016, Revised Selected Papers. LNCS*, vol. 9801, pp. 572–586. Springer (2016). [https://doi.org/10.1007/978-3-319-50106-2\\_44](https://doi.org/10.1007/978-3-319-50106-2_44), [https://doi.org/10.1007/978-3-319-50106-2\\_44](https://doi.org/10.1007/978-3-319-50106-2_44)
22. Whitney, H.: Congruent graphs and the connectivity of graphs. *American Journal of Mathematics* **54**(1), 150–168 (1932), <http://www.jstor.org/stable/2371086>