

Graph Stories in Small Area^{*}

Manuel Borrazzo, Giordano Da Lozzo, Giuseppe Di Battista, Fabrizio Frati, and
Maurizio Patrignani

Roma Tre University, Rome, Italy
firstname.lastname@uniroma3.it

Abstract. We study the problem of drawing a dynamic graph, where each vertex appears in the graph at a certain time and remains in the graph for a fixed amount of time, called the *window size*. This defines a graph story, i.e., a sequence of subgraphs, each induced by the vertices that are in the graph at the same time. The drawing of a graph story is a sequence of drawings of such subgraphs. To support readability, we require that each drawing is straight-line and planar and that each vertex maintains its placement in all the drawings. Ideally, the area of the drawing of each subgraph should be a function of the window size, rather than a function of the size of the entire graph, which could be too large. We show that the graph stories of paths and trees can be drawn on a $2W \times 2W$ and on an $(8W + 1) \times (8W + 1)$ grid, respectively, where W is the window size. These results are constructive and yield linear-time algorithms. Further, we show that there exist graph stories of planar graphs whose subgraphs cannot be drawn within an area that is only a function of W .

1 Introduction

We consider a graph that changes over time. Its vertices enter the graph one after the other and persist in the graph for a fixed amount of time, called the *window size*. We call such a dynamic graph a *graph story*. More formally, let V be the set of vertices of a graph G . Each vertex $v \in V$ is equipped with a label $\tau(v)$, which specifies the time instant at which v appears in the graph. The labeling $\tau : V \rightarrow \{1, 2, \dots, |V|\}$ is a bijective function specifying a total ordering for V . At any time t , the graph G_t is the subgraph of G induced by the set of vertices $\{v \in V : t - W < \tau(v) \leq t\}$. We denote a graph story by $\langle G, \tau, W \rangle$.

We are interested in devising an algorithm for visualizing graph stories. The input of the algorithm is an entire graph story and the output is what we call a drawing story. A *drawing story* is a sequence of drawings of the graphs G_t . The typical graph drawing conventions can be applied to a drawing story. E.g., a drawing story is planar, straight-line, or on the grid if all its drawings are planar, straight-line, or on the grid, respectively.

^{*} This research was supported by MIUR Proj. “MODE” n° 20157EFM5C, by MIUR Proj. “AHeAD” n° 20174LF3T8, by MIUR-DAAD JMP n° 34120, by H2020-MSCA-RISE Proj. “CONNECT” n° 734922, and by Roma Tre University Proj. “GeoView”.

A trivial way for constructing a drawing story would be to first produce a drawing of G and then to obtain a drawing of G_t , for each time t , by filtering out vertices and edges that do not belong to G_t . However, if the number of vertices of G is much larger than W , this strategy might produce unnecessarily large drawings. Ideally, the area of the drawing of each graph G_t should be a (polynomial) function of W , rather than a function of the size of the entire graph.

In this paper we show that the graph stories of paths and trees can be drawn on a $2W \times 2W$ and on an $(8W + 1) \times (8W + 1)$ grid, respectively, so that all the drawings of the story are straight-line and planar, and so that vertices do not change their position during the drawing story. Further, we show that there exist graph stories of planar graphs that cannot be drawn within an area that is only a function of W , if planarity is required and vertices are not allowed to change their position during the drawing story.

The visualization of dynamic graphs is a classic research topic in graph drawing. In what follows we compare our model and results with the literature. We can broadly classify the different approaches in terms of the following features [2]. (i) The objects that appear and disappear over time can be vertices or edges. (ii) The lifetime of the objects may be fixed or variable. (iii) The story may be entirely known in advance (*off-line model*) or not (*on-line model*). In this paper, the considered objects are vertices, the lifetime is fixed and the model is off-line.

A considerable amount of the literature on the theoretical aspects of dynamic graphs focuses on trees. In [3], the objects are edges, the lifetime W is fixed, and the model is on-line; an algorithm is shown for drawing a tree in $O(W^3)$ area, under the assumption that the edges arrive in the order of a Eulerian tour of the tree. In [9], the objects are vertices, the lifetime W is fixed, the model is off-line (namely, the sequence of vertices is known in advance, up to a certain threshold k), and the vertices can move. A bound in terms of W and k is given on the total amount of movement of the vertices. In [21], each subgraph of the story is given (each subgraph is a tree, whereas the entire graph may be arbitrary), each object can have an arbitrary lifetime, the model is off-line, and the vertices can move. Aesthetic criteria as in the classical Reingold-Tilford algorithm [18] are pursued.

Other contributions consider more general types of graphs. In [14], the objects are edges, which enter the drawing and never leave it, the model is on-line, the considered graphs are outerplanar, and the vertices are allowed to move by a polylogarithmic distance. In [7], the objects are edges, the lifetime is fixed, and the model is off-line; NP-completeness is shown for the problem of computing planar topological drawings of the graphs in the story; other results for the topological setting are presented in [1,20].

Further related results appear in [6,10,11,15,17,19]; in particular, geometric simultaneous embeddings [4,5] are closely related to the setting we consider in this paper. Contributions focused on the information-visualization aspects of dynamic graphs are surveyed in [2]; further, a survey on temporal graph problems appears in [16].

2 Preliminaries

In this section, we present definitions and preliminaries.

Graphs and drawings. We denote the set of vertices and edges of a graph G by $V(G)$ and $E(G)$, respectively. A *drawing* of G maps each vertex in $V(G)$ to a distinct point in the plane and each edge in E to Jordan arc between its end-points. A drawing is *straight-line* if each arc is a straight-line segment, it is *planar* if no two arcs intersect, except at a common endpoint, and it is *on the grid* (or, a *grid drawing*) if each vertex is mapped to a point with integer coordinates.

Rooted ordered forests and their drawings. A *rooted tree* T is a tree with one distinguished vertex, called *root* and denoted by $r(T)$. For any vertex $v \in V(T)$ with $v \neq r(T)$, consider the unique path \mathcal{P}_v between v and $r(T)$ in T ; the *ancestors* of v are the vertices of \mathcal{P}_v , and the *parent* $p(v)$ of v is the neighbor of v in \mathcal{P}_v . For any two vertices $u, v \in V(T)$, the *lowest common ancestor of u and v* is the ancestor of u and v whose graph-theoretic distance from $r(T)$ is maximum. For any vertex $v \in V(T)$ with $v \neq r(T)$, the *children* of v are the neighbors of v different from $p(v)$; the *children* of $r(T)$ are all its neighbors. We denote by $T(u)$ the subtree of T rooted at a node u .

A *rooted ordered tree* T is a rooted tree such that, for each vertex $v \in V(T)$, a *left-to-right* (linear) order u_1, \dots, u_k of the children of v is specified. A sequence $\mathcal{F} = T_1, T_2, \dots, T_k$ of rooted ordered trees is a *rooted ordered forest*.

A *strictly-upward* drawing of a rooted tree T is such that each edge is represented by a curve monotonically increasing in the y -direction from a vertex to its parent. A *strictly-upward* drawing Γ of a rooted forest \mathcal{F} is such that the drawing of each tree $T_i \in \mathcal{F}$ in Γ is strictly-upward. A strictly-upward drawing of an ordered tree T is *order-preserving* if, for each vertex $v \in V(T)$, the left-to-right order of the edges from v to its children in the drawing is the same as the order associated with v in T . A strictly-upward drawing of a rooted ordered forest \mathcal{F} is *order-preserving* if the drawing of each tree $T_i \in \mathcal{F}$ is order-preserving. The definitions of (*order-preserving*) *strictly-leftward*, *strictly-downward*, and *strictly-rightward* drawings of (ordered) rooted trees and forests are similar.

Geometry. Given two points p_1 and p_2 in \mathbb{R}^2 , we denote by $[p_1, p_2]$ the closed straight-line segment connecting p_1 and p_2 . Given two closed intervals $[a, b]$ and $[c, d]$, where a, b, c , and d are integers with $a < b$ and $c < d$, the (*integer*) *grid* $[a, b] \times [c, d]$ is the set of points given by the Cartesian product $([a, b] \cap \mathbb{Z}) \times ([c, d] \cap \mathbb{Z})$. The *width* and *height* of $[a, b] \times [c, d]$ are $|[a, b] \cap \mathbb{Z}| = b - a + 1$ and $|[c, d] \cap \mathbb{Z}| = d - c + 1$, respectively. A grid drawing Γ of a graph *lies on a* $W \times H$ grid if Γ is enclosed by the bounding box of some grid of width W and height H , and *lies on the* grid $[a, b] \times [c, d]$ if Γ is enclosed by the bounding box of the grid $[a, b] \times [c, d]$.

Graph stories. A graph story $\langle G, \tau, W \rangle$ is naturally *associated with* a sequence $\langle G_1, G_2, \dots, G_{n+W-1} \rangle$; for any $t \in \{1, \dots, n+W-1\}$, the graph G_t is the subgraph of G induced by the set of vertices $\{v \in V : t - W < \tau(v) \leq t\}$. Clearly, $|V(G_t)| \leq W$. Note that G_1, G_2, \dots, G_{W-1} are subgraphs of G_W and $G_{n+1}, G_{n+2}, \dots, G_{n+W-1}$ are subgraphs of G_n , while each of G_t and G_{t+1} has a

vertex that the other graph does not have, for $t = W, \dots, n - 1$. A graph story $\langle G, \tau, W \rangle$ in which G is a planar graph, a path, or a tree is a *planar graph story*, a *path story*, or a *tree story*, respectively.

A *drawing story* for $\langle G, \tau, W \rangle$ is a sequence $\langle \Gamma_1, \Gamma_2, \dots, \Gamma_{n+W-1} \rangle$ of drawings such that, for every $t = 1, \dots, n + W - 1$:

- (i) Γ_t is a drawing of G_t ,
- (ii) a vertex v is drawn at the same position in all the drawings Γ_t such that $v \in V(G_t)$, and
- (iii) an edge (u, v) is represented by the same curve in all the drawings Γ_t such that $(u, v) \in E(G_t)$.

The above definition implies that the drawings $\Gamma_1, \Gamma_2, \dots, \Gamma_{W-1}$ are the restrictions of Γ_W to the vertices and edges of G_1, G_2, \dots, G_{W-1} , respectively, and that the drawings $\Gamma_{n+1}, \Gamma_{n+2}, \dots, \Gamma_{n+W-1}$ are the restrictions of Γ_n to the vertices and edges of $G_{n+1}, G_{n+2}, \dots, G_{n+W-1}$, respectively. Hence, an algorithm that constructs a drawing story only has to specify the drawings $\Gamma_W, \Gamma_{W+1}, \dots, \Gamma_n$.

In the remainder, we only consider drawing stories Γ that are planar, straight-line, and on the grid. Storing each drawing in Γ explicitly would require $\Omega(n \cdot W)$ space in total. However, since each vertex maintains the same position in all the drawings where it appears, since edges are straight-line segments, and since any two consecutive graphs in a graph story only differ by $O(1)$ vertices, we can encode Γ in total $O(n)$ space.

Let Γ be a straight-line drawing story of a graph story $\langle G, \tau, W \rangle$ and let G' be a subgraph of G (possibly $G' = G$). The *drawing of G' induced by Γ* is the straight-line drawing of G' in which each vertex has the same position as in every drawing $\Gamma_t \in \Gamma$ where it appears. Note that the drawing of G' induced by Γ might have crossings even if Γ is planar. For a subset $B \subseteq V(G)$, let $G[B]$ be the subgraph of G induced by the vertices in B and let $\Gamma[B]$ be the straight-line drawing of $G[B]$ induced by Γ .

Given a graph story $\langle G, \tau, W \rangle$, we will often consider a partition of V into *buckets* B_1, \dots, B_h , where $h = \lceil \frac{n}{W} \rceil$. For $i = 1, \dots, h$, the bucket B_i is the set of vertices v such that $(i - 1)W + 1 \leq \tau(v) \leq \min\{i \cdot W, n\}$. Note that all buckets have W vertices, except, possibly, for B_h . We have the following useful property.

Property 1. For any $t = 1, 2, \dots, n + W - 1$, let $i = \lceil \frac{t}{W} \rceil$. Then G_t is a subgraph of $G[B_{i-1} \cup B_i]$.

Proof. We have $B_{i-1} \cup B_i = \{v \in V(G) : (i - 2)W + 1 \leq \tau(v) \leq \min(i \cdot W, n)\}$, which is a superset of $V(G_t) = \{v \in V(G) : t - W < \tau(v) \leq \min(t, n)\}$, given that $(i - 2)W + 1 \leq t - W$ and that $i \cdot W \geq t$. \square

3 Planar Graph Stories

In this section we prove a lower bound on the size of any drawing story of a planar graph story. As common in the literature about small-area graph drawings, such a lower bound is achieved by means of the nested triangles graph.

Let $n \equiv 0 \pmod{3}$. An n -vertex *nested triangles graph* G contains the vertices and the edges of the 3-cycle $C_i = (v_{i-2}, v_{i-1}, v_i)$, for $i = 3, 6, \dots, n$, plus the edges (v_i, v_{i+3}) , for $i = 1, 2, \dots, n-3$. The nested triangles graphs with $n \geq 6$ vertices are 3-connected and thus they have a unique combinatorial embedding (up to a flip) [22]. We have the following.

Theorem 1. Let $\langle G, \tau, 9 \rangle$ be a planar graph story such that G is an n -vertex nested triangles graph and $\tau(v_i) = i$. Then any drawing story of $\langle G, \tau, 9 \rangle$ lies on a $\Omega(n) \times \Omega(n)$ grid.

Proof. In order to prove the statement we show that, for any drawing story Γ of $\langle G, \tau, 9 \rangle$, the straight-line drawing of G induced by Γ is planar. Then the statement follows from well-known lower bounds in the literature [8,12,13].

Let $\Gamma = \Gamma_1, \Gamma_2, \dots, \Gamma_{n+8}$. Note that, for any $m = 9, 12, \dots, n$, the graph G_m contains the cycles $C_{m-6} = (v_{m-8}, v_{m-7}, v_{m-6})$, $C_{m-3} = (v_{m-5}, v_{m-4}, v_{m-3})$, and $C_m = (v_{m-2}, v_{m-1}, v_m)$. For any $m = 9, 12, \dots, n$, let H_m and I_m be the subgraphs of G induced by v_1, v_2, \dots, v_m and by $v_{m-5}, v_{m-4}, \dots, v_m$, respectively, and let Γ_m^H and Γ_m^I be the drawings of H_m and I_m induced by Γ , respectively.

Since $G = H_n$, in order to show that the drawing of G induced by Γ is planar, it suffices to show that Γ_m^H is planar, for each $m = 9, 12, \dots, n$. We prove this statement by induction on m . The induction also proves that the cycle C_m bounds a face of Γ_m^H and of Γ_m^I .

Suppose first that $m = 9$. Then $H_9 = G_9$ and the drawing $\Gamma_9^H = \Gamma_9$ of G_9 is planar since Γ is a planar straight-line drawing of $\langle G, \tau, 9 \rangle$ and $\Gamma_9 \in \Gamma$. The 3-connectivity of H_9 and I_9 implies that C_9 bounds a face of Γ_9^H and Γ_9^I .

Suppose now that $m > 9$. We show that Γ_m^H is planar. By induction, Γ_{m-3}^H is planar. Thus, we only need to prove that no crossing is introduced by placing the vertices v_{m-2} , v_{m-1} , and v_m , which belong to H_m and not to H_{m-3} , in Γ_m^H as they are placed in Γ_m and by drawing their incident edges as straight-line segments. First, by induction, the cycle $C_{m-3} = (v_{m-5}, v_{m-4}, v_{m-3})$ bounds a face of Γ_{m-3}^H and of Γ_{m-3}^I . Second, the vertices v_{m-2} , v_{m-1} , and v_m , as well as their incident edges, lie inside such a face in Γ_m . Namely, v_{m-2} , v_{m-1} , and v_m lie inside the same face of Γ_{m-3}^I in Γ_m , as otherwise the cycle C_m would cross edges of I_{m-3} in Γ_m ; further, the face of Γ_{m-3}^I in which v_{m-2} , v_{m-1} , and v_m lie in Γ_m is incident to all of v_{m-5} , v_{m-4} , and v_{m-3} , as otherwise the edges (v_{m-5}, v_{m-2}) , (v_{m-4}, v_{m-1}) , and (v_{m-3}, v_m) would cross edges of I_{m-3} in Γ_m ; however, no face of Γ_{m-3}^I other than the one delimited by C_{m-3} is incident to all of v_{m-5} , v_{m-4} , and v_{m-3} . This proves the planarity of Γ_m^H . The induction and the proof of the theorem are completed by observing that C_m bounds a face of Γ_m^H and Γ_m^I . \square

4 Path Stories

Let $\langle G, \tau, W \rangle$ be a path story, where $G = (v_1, v_2, \dots, v_n)$. Note that the ordering of $V(G)$ given by the path is, in general, different from the ordering given by τ .

The *x-buckets* of G are the sets B_i^x , with $i = 1, \dots, \lceil \frac{h+1}{2} \rceil$, such that $B_1^x = B_1$, and $B_i^x = B_{2i-2} \cup B_{2i-1}$, for $i = 2, \dots, \lceil \frac{h+1}{2} \rceil$. Note that each x -bucket has $2W$

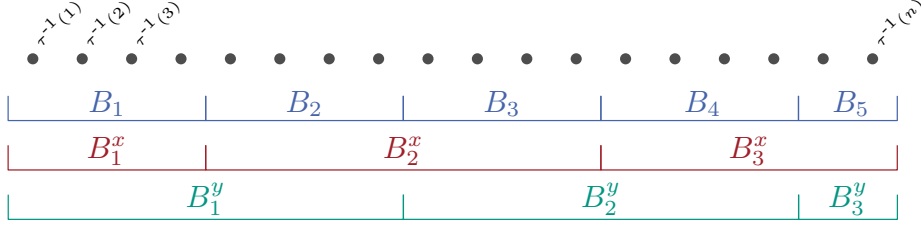


Fig. 1. Examples of buckets, x -buckets, and y -buckets when $W = 4$.

vertices, except for B_1 and, possibly, the last x -bucket; see Fig. 1. The y -buckets of G are the sets B_j^y , with $j = 1, \dots, \lceil \frac{h}{2} \rceil$, such that $B_j^y = B_{2j-1} \cup B_{2j}$. Note that each y -bucket has $2W$ vertices, except possibly for the last y -bucket; see Fig. 1. Also, each vertex belongs to exactly one x -bucket and to exactly one y -bucket.

The following theorem is the contribution of this section; its proof is similar in spirit to the proof that any two paths admit a simultaneous geometric embedding [5].

Theorem 2. For any path story $\langle G, \tau, W \rangle$, it is possible to compute in $O(n)$ time a drawing story that is planar, straight-line, and lies on a $2W \times 2W$ grid.

Proof. Let G be the path (v_1, v_2, \dots, v_n) and let $h = \lceil \frac{n}{W} \rceil$ be the number of buckets of $V(G)$. We now order the vertices in each x -bucket and in each y -bucket; this is done according to the ordering in which the vertices appear in the path G . Formally, for $i = 1, 2, \dots, \lceil \frac{h+1}{2} \rceil$, let $x_i : B_i^x \rightarrow \{1, \dots, |B_i^x|\}$ be a bijective function such that, for any $v_a, v_b \in B_i^x$, we have $x_i(v_a) < x_i(v_b)$ if and only if $a < b$. Similarly, for $i = 1, 2, \dots, \lceil \frac{h}{2} \rceil$, let $y_i : B_i^y \rightarrow \{1, \dots, |B_i^y|\}$ be a bijective function such that, for any $v_a, v_b \in B_i^y$, we have $y_i(v_a) < y_i(v_b)$ if and only if $a < b$. We assign the coordinates to the vertices of G in Γ as follows. For any vertex v of G , let B_i^x and B_j^y be the x -bucket and the y -bucket containing v , respectively. We place v at the point $(x_i(v), y_j(v))$ in all the drawings $\Gamma_t \in \Gamma$ such that v belongs to G_t . Also, we draw each edge as a straight-line segment. This concludes the construction of Γ .

We now prove that Γ satisfies the properties in the statement.

Since x -buckets and y -buckets have size at most $2W$, we have that each vertex is assigned integer x - and y -coordinates in the interval $[1, 2W]$. Thus, each drawing $\Gamma_t \in \Gamma$ lies on the $[1, 2W] \times [1, 2W]$ grid.

We show that each drawing $\Gamma_t \in \Gamma$ is planar.

Property 2. For $i = 1, \dots, \lceil \frac{h+1}{2} \rceil$, the straight-line drawing $\Gamma[B_i^x]$ of $G[B_i^x]$ is planar. For $j = 1, \dots, \lceil \frac{h}{2} \rceil$, the straight-line drawing $\Gamma[B_j^y]$ of $G[B_j^y]$ is planar.

Proof. Consider any x -bucket B_i^x . By construction, the drawing $\Gamma[B_i^x]$ of $G[B_i^x]$ is x -monotone, that is, the left-to-right order in $\Gamma[B_i^x]$ of the vertices in B_i^x coincides with the order of such vertices in G . Hence, $\Gamma[B_i^x]$ is planar. Analogously, the drawing $\Gamma[B_j^y]$ of $G[B_j^y]$ is y -monotone, hence it is planar. \square

We show that, for $t = 1, \dots, n + W - 1$, the straight-line drawing $\Gamma_t \in \Gamma$ of the graph G_t is planar. By [Property 1](#), there exists an x -bucket B_i^x or a y -bucket B_j^y that contains $V(G_t)$. The drawing Γ_t coincides with the drawing $\Gamma[B_i^x]$ or with the drawing $\Gamma[B_j^y]$, respectively, restricted to the vertices in $V(G_t)$. By [Property 2](#), we have that $\Gamma[B_i^x]$ and $\Gamma[B_j^y]$ are planar, and hence so is Γ_t .

Finally, the time needed to compute Γ coincides with the time needed to compute the functions x_i and y_j , for each $i \in \{1, 2, \dots, \lceil \frac{h+1}{2} \rceil\}$ and $j \in \{1, 2, \dots, \lceil \frac{h}{2} \rceil\}$. This can be done in total $O(n)$ time as follows. For $i = 1, \dots, n$, traverse the path G from v_1 to v_n . When a vertex v_k is considered, the buckets B_i^x and B_j^y where v_k should be inserted are determined in $O(1)$ time; then v_k is inserted in each of these buckets as the currently last vertex. This process provides each x -bucket B_i^x and each y -bucket B_j^y with the desired orderings x_i and y_j , respectively. \square

5 Tree Stories

In this section we show how to draw a tree story $\langle T, \tau, W \rangle$. Our algorithm partitions $V(T)$ into buckets B_1, \dots, B_h and then partitions the subtrees of T induced by each bucket B_i into two rooted ordered forests. For odd values of i , the forests corresponding to B_i are drawn “close” to the y -axis, while for even values of i , the forests corresponding to B_i are drawn “close” to the x -axis. The drawings of these forests need to satisfy strong visibility properties, as edges of T might connect vertices in a bucket B_i with the roots of the forests corresponding to the bucket B_{i+1} , and vice versa. We now introduce a drawing standard for (static) rooted ordered forests that guarantees these visibility properties.

For a vertex v in a drawing Γ , denote by $\ell_{\searrow}(v)$ the half-line originating at v with slope -2 . Also, consider a horizontal half-line originating at v and directed rightward; rotate such a line in clockwise direction around v until it overlaps with $\ell_{\searrow}(v)$; this rotation spans a closed wedge centered at v , which we call the ∇ -wedge of v and denote by $S_{\nabla}(v)$. We have the following definition.

Definition 1. Let $\mathcal{F} = T_1, T_2, \dots, T_k$ be a rooted ordered forest, with a total of $m \leq W$ vertices. A \blacktriangleleft -drawing Γ of \mathcal{F} is a planar straight-line strictly-upward strictly-leftward order-preserving grid drawing of \mathcal{F} such that:

- (i) Γ lies on the $[0, m - 1] \times [4W - 2m + 2, 4W]$ grid;
- (ii) the roots $r(T_1), r(T_2), \dots, r(T_k)$ lie along the segment $[(0, 2W + 2), (0, 4W)]$, in this order from bottom to top, and $r(T_k)$ lies on $(0, 4W)$;
- (iii) the vertices of T_i have y -coordinates strictly smaller than the vertices of T_{i+1} , for $i = 1, \dots, k - 1$;
- (iv) for each tree T_i and for each vertex v of T_i , let u_1, u_2, \dots, u_ℓ be the children of v in left-to-right order; then the vertices of $T_i(u_j)$ have y -coordinates strictly smaller than the vertices of $T_i(u_{j+1})$, for $j = 1, \dots, \ell - 1$; and
- (v) for each vertex v of \mathcal{F} , the wedge $S_{\nabla}(v)$ does not intersect Γ other than along $\ell_{\searrow}(v)$.

We are going to use the following properties.

Property 3. For $i = 1, \dots, k$, the drawings of T_1, T_2, \dots, T_i in a \blacktriangle -drawing Γ of \mathcal{F} lie inside or on the boundary of the triangle delimited by the y -axis, by $\ell_{\blacktriangledown}(r(T_i))$, and by the horizontal line $y := 2W + 2$.

Proof. That Γ lies to the right or along the y -axis follows by [Condition ii](#) of [Definition 1](#) and by the fact that Γ is strictly-leftward. That Γ lies above or along the horizontal line $y := 2W + 2$ follows by [Condition i](#) of [Definition 1](#) and by $m \leq W$. Finally, we prove that the drawings of T_1, T_2, \dots, T_i in Γ lie below or along $\ell_{\blacktriangledown}(r(T_i))$. That the drawing of T_i in Γ lies below or along $\ell_{\blacktriangledown}(r(T_i))$ follows by [Condition v](#) of [Definition 1](#) and by the fact that Γ is strictly-upward. Further, for $j = 1, \dots, i - 1$, [Condition ii](#) of [Definition 1](#) implies that $\ell_{\blacktriangledown}(r(T_j))$ lies below $\ell_{\blacktriangledown}(r(T_i))$; since the drawing of T_j in Γ lies below or along $\ell_{\blacktriangledown}(r(T_j))$, it follows that the drawing of T_j in Γ lies below $\ell_{\blacktriangledown}(r(T_i))$. \square

Property 4. For each vertex v in a \blacktriangle -drawing Γ of \mathcal{F} , the wedge $S_{\blacktriangledown}(v)$ contains the segment $[(2W + 2, 0), (4W, 0)]$ in its interior.

Proof. The proof consists of two parts.

First, the wedge $S_{\blacktriangledown}(r(T_k))$ contains the segment $[(2W + 2, 0), (4W, 0)]$ in its interior. Namely, by [Condition ii](#) of [Definition 1](#), the vertex $r(T_k)$ is placed at $(0, 4W)$, hence the half-line $\ell_{\blacktriangledown}(r(T_k))$ intersects the x -axis at the point $(2W, 0)$.

Second, by [Property 3](#), every vertex v of \mathcal{F} lies inside or on the boundary of the triangle delimited by the y -axis, by $\ell_{\blacktriangledown}(r(T_k))$, and by the horizontal line $y := 2W + 2$. Hence $\ell_{\blacktriangledown}(v)$ either overlaps or is below $\ell_{\blacktriangledown}(r(T_k))$, which implies that $\ell_{\blacktriangledown}(v)$ intersects the x -axis at a point $(r, 0)$ with $r \leq 2W$. \square

We can similarly define \blacktriangleright -, \blacktriangledown -, and \blacktriangleleft -drawings; in particular, a drawing of \mathcal{F} is a \blacktriangleright -, \blacktriangledown -, or \blacktriangleleft -drawing if and only if it can be obtained from a \blacktriangle -drawing by a clockwise rotation around the origin of the Cartesian axes by 90° , 180° , or 270° , respectively. A property similar to [Property 4](#) can be stated for such drawings.

We now present an algorithm, called \blacktriangle -DRAWER, that constructs a \blacktriangle -drawing Γ of $\mathcal{F} = T_1, \dots, T_k$. The algorithm \blacktriangle -DRAWER constructs Γ by induction, primarily, on k and, secondarily, on the number of vertices m of \mathcal{F} . We only describe how to place the vertices of \mathcal{F} . Since Γ is a straight-line drawing, this also determines the representation of the edges of \mathcal{F} .

The base case of the algorithm \blacktriangle -DRAWER happens when $m = 1$ (and thus $k = 1$); then we obtain Γ by placing $r(T_1)$ at $(0, 4W)$.

In the first inductive case, we have $k = 1$ and $m > 1$; see [Fig. 2](#). Let \mathcal{F}_1 be the rooted ordered forest $T_1(u_1), T_1(u_2), \dots, T_1(u_{\ell_1})$, where $u_1, u_2, \dots, u_{\ell_1}$ are the children of $r(T_1)$ in left-to-right order. Inductively construct a \blacktriangle -drawing Γ_1 of \mathcal{F}_1 . We obtain Γ by placing $r(T_1)$ at $(0, 4W)$ and by translating Γ_1 one unit to the right and two units down.

In the second inductive case, we have $k > 1$; see [Fig. 3](#). We inductively construct a \blacktriangle -drawing Γ_1 of T_1 and a \blacktriangle -drawing Γ_2 of the rooted ordered forest $\mathcal{F}_2 = T_2, T_3, \dots, T_k$. Then, we obtain Γ from Γ_1 and Γ_2 by translating Γ_1 down so that $r(T_1)$ lies two units below the lowest vertex in Γ_2 . We now prove the following.

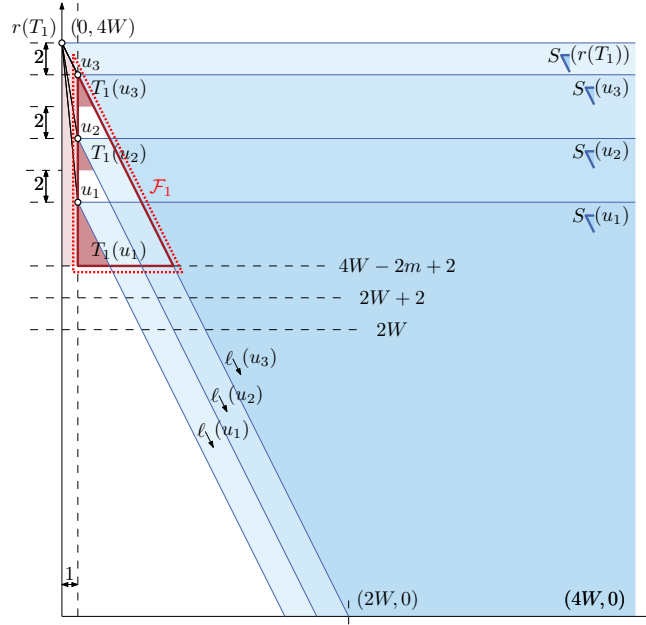


Fig. 2. Construction of a λ -drawing: the first inductive case, in which $k = 1$ and $m > 1$.

Lemma 1. The algorithm λ -DRAWER constructs a λ -drawing of \mathcal{F} in $O(m)$ time.

Proof. The algorithm λ -DRAWER clearly runs in $O(m)$ time. We now prove that the drawing Γ of \mathcal{F} it constructs is a λ -drawing. This is trivial in the base case.

In the first inductive case, we have $k = 1$ and $m > 1$. Recall that Γ has been obtained by placing $r(T_1)$ at $(0, 4W)$ and by translating the inductively constructed λ -drawing Γ_1 of $\mathcal{F}_1 = T_1(u_1), T_1(u_2), \dots, T_1(u_{\ell_1})$ one unit to the right and two units below. Let Γ'_1 be the drawing of \mathcal{F}_1 in Γ .

First, we prove that Γ is planar. By construction, Γ'_1 is a translation of Γ_1 , which is planar by induction. Further, by construction, the edges incident to $r(T_1)$ lie to the left of the vertical line $x := 1$, except at the vertices $u_1, u_2, \dots, u_{\ell_1}$; also, Γ'_1 lies to the right of the vertical line $x := 1$, except at the vertices $u_1, u_2, \dots, u_{\ell_1}$. Hence, no edge incident to $r(T_1)$ intersects any edge of \mathcal{F}_1 in Γ other than at a common end-point. Finally, no two edges incident to $r(T_1)$ overlap, since their end-points different from $r(T_1)$ lie at distinct points on the vertical line $x := 1$, by [Condition ii](#) of [Definition 1](#) for Γ_1 .

Second, we prove that Γ is strictly-upward, strictly-leftward, and order-preserving. By construction, Γ'_1 is a translation of Γ_1 , which is strictly-upward, strictly-leftward, and order-preserving, by induction. Further, by construction, $r(T)$ lies above and to the left of Γ'_1 , and hence it lies above and to the left of its children $u_1, u_2, \dots, u_{\ell_1}$; it follows that Γ is strictly-upward and strictly-leftward. Also, since $u_1, u_2, \dots, u_{\ell_1}$ appear in this bottom-to-top order along the

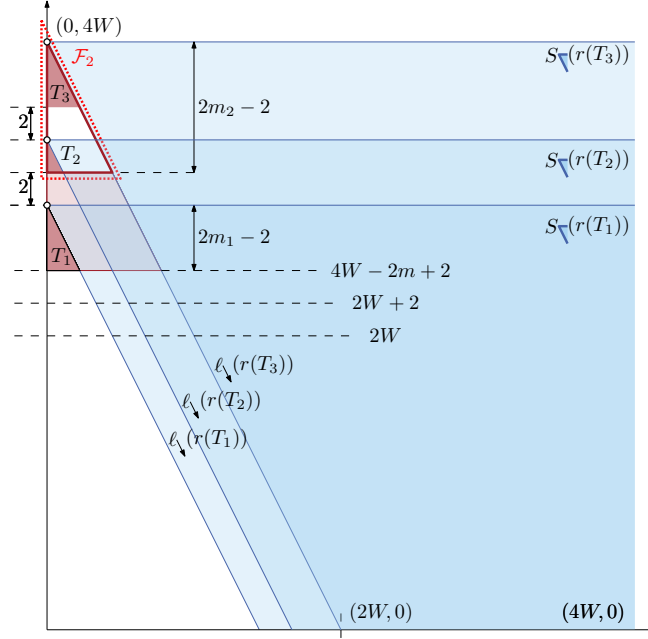


Fig. 3. Construction of a λ -drawing: the second inductive case, in which $k > 1$.

vertical line $x := 1$, by [Condition ii](#) of [Definition 1](#) for Γ_1 , it follows that Γ is order-preserving.

Third, that Γ is a grid drawing easily follows from the fact that Γ'_1 is a translation by an integer vector of Γ_1 , which is a grid drawing by induction, and from the fact that $r(T_1)$ is placed at $(0, 4W)$, by construction.

We now prove that Γ satisfies [Condition i](#) of [Definition 1](#). Note that \mathcal{F}_1 has $m-1$ vertices. By induction, Γ_1 lies on the $[0, (m-1)-1] \times [4W-2(m-1)+2, 4W]$ grid. Hence, Γ'_1 lies on the $[1, m-1] \times [4W-2m+2, 4W-2]$ grid. Since $r(T_1)$ is placed at $(0, 4W)$, we get that Γ lies on the $[0, m-1] \times [4W-2m+2, 4W]$ grid.

[Condition ii](#) of [Definition 1](#) is satisfied by Γ given that $k = 1$ and that $r(T_1)$ is placed at $(0, 4W)$.

[Condition iii](#) of [Definition 1](#) is trivially true given that \mathcal{F} consists of one tree only.

Next, we prove that Γ satisfies [Condition iv](#) of [Definition 1](#). Every vertex v of \mathcal{F}_1 satisfies the requirements of the condition, given that Γ'_1 is a translation of Γ_1 and given that Γ_1 satisfies [Condition iv](#) of [Definition 1](#). Further, $r(T_1)$ also satisfies the requirements of the condition; namely, the vertices of $T_1(u_j)$ have y -coordinates strictly smaller than the vertices of $T_1(u_{j+1})$, for $j = 1, \dots, \ell_1 - 1$, given that Γ'_1 is a translation of Γ_1 and given that Γ_1 satisfies [Condition iii](#) of [Definition 1](#).

Finally, concerning [Condition v](#) of [Definition 1](#), we have that every vertex v of \mathcal{F}_1 satisfies the requirements of the condition, given that Γ'_1 is a translation of Γ_1 and given that Γ_1 satisfies [Condition v](#) of [Definition 1](#). It remains to prove that $S_{\nabla}(r(T_1))$ does not intersect Γ other than along $\ell_{\blacktriangledown}(r(T_1))$. The part of $S_{\nabla}(r(T_1))$ below or on the line $y := 4W - 2$ coincides with $S_{\nabla}(r(T(u_{\ell_1})))$, given that $r(T(u_{\ell_1}))$ lies at the intersection between $\ell_{\blacktriangledown}(r(T_1))$ and $y := 4W - 2$; hence, this part of $S_{\nabla}(r(T_1))$ does not intersect Γ other than along $\ell_{\blacktriangledown}(r(T_1))$, by induction. The part of $S_{\nabla}(r(T_1))$ above the line $y := 4W - 2$ contains only $r(T_1)$, by construction.

In the second inductive case we have $k > 1$. Recall that Γ has been obtained from the inductively constructed \blacktriangleleft -drawings Γ_1 of T_1 and Γ_2 of $\mathcal{F}_2 = T_2, T_3, \dots, T_k$, by translating Γ_1 vertically down in such a way that $r(T_1)$ lies two units below the lowest vertex in Γ_2 . Let Γ'_1 be the drawing of T_1 in Γ .

First, the planarity of Γ follows from the planarity of Γ_1 and Γ_2 , from the fact that Γ'_1 is a translation of Γ_1 , and from the fact Γ'_1 and Γ_2 are separated by a horizontal line.

Second, Γ is strictly-upward, strictly-leftward, and order-preserving since so are Γ_1 and Γ_2 , and since Γ'_1 is a translation of Γ_1 .

Third, Γ is a grid drawing given that Γ_1 and Γ_2 are grid drawings and given that Γ'_1 is a translation by an integer vector of Γ_1 .

We now prove that Γ satisfies [Condition i](#) of [Definition 1](#). Let m_1 and m_2 be the number of vertices of T_1 and \mathcal{F}_2 , respectively. By induction, Γ_1 lies on the $[0, m_1 - 1] \times [4W - 2m_1 + 2, 4W]$ grid and Γ_2 lies on the $[0, m_2 - 1] \times [4W - 2m_2 + 2, 4W]$ grid. Hence, Γ'_1 lies on the $[0, m_1 - 1] \times [4W - 2m_1 - 2m_2 + 2, 4W - 2m_2]$ grid. Thus, Γ lies on the $[0, \max\{m_1, m_2\} - 1] \times [4W - 2m_1 - 2m_2 + 2, 4W]$ grid. Since $\max\{m_1, m_2\} < m$ and $m_1 + m_2 = m$, we have that Γ lies on the $[0, m - 1] \times [4W - 2m + 2, 4W]$ grid.

[Conditions ii](#) and [iii](#) of [Definition 1](#) are satisfied by Γ since they are satisfied by Γ_1 and Γ_2 , and since, by construction, the drawing Γ_1 is translated vertically down in such a way that $r(T_1)$ (and thus every vertex of T_1) lies below every vertex of T_2 .

[Condition iv](#) of [Definition 1](#) is satisfied by Γ since it is satisfied by each of Γ_1 and Γ_2 and since Γ'_1 is a translation of Γ_1 .

Finally, concerning [Condition v](#) of [Definition 1](#), consider any vertex v of \mathcal{F} . If v is a vertex of T_1 , then $S_{\nabla}(v)$ does not intersect Γ'_1 other than along $\ell_{\blacktriangledown}(v)$, given that Γ_1 satisfies [Condition v](#) of [Definition 1](#) and given that Γ'_1 is a translation of Γ_1 ; further, $S_{\nabla}(v)$ does not intersect Γ_2 , since Γ_2 lies above the horizontal line through $r(T_1)$, while $S_{\nabla}(v)$ lies below or on the same line. If v is a vertex of \mathcal{F}_2 , then $S_{\nabla}(v)$ does not intersect Γ_2 other than along $\ell_{\blacktriangledown}(v)$, given that Γ_2 satisfies [Condition v](#) of [Definition 1](#); it remains to prove that $S_{\nabla}(v)$ does not intersect Γ'_1 . By [Property 3](#), every vertex v of T_1 lies inside or on the boundary of the triangle delimited by the y -axis, by $\ell_{\blacktriangledown}(r(T_1))$, and by the horizontal line $y := 2W + 2$. Since v lies above $r(T_1)$, we have that $\ell_{\blacktriangledown}(v)$ lies above $\ell_{\blacktriangledown}(r(T_1))$. This implies that $S_{\nabla}(v)$ does not intersect Γ'_1 . \square

Algorithms \succ -DRAWER, \forall -DRAWER, and \prec -DRAWER that construct a \succ -drawing, a \forall -drawing, and a \prec -drawing of \mathcal{F} can be defined symmetrically to the algorithm \blacktriangle -DRAWER.

We now go back to the problem of drawing a tree story $\langle T, \tau, W \rangle$. Let $n = |V(T)|$. Recall that $V(T)$ is partitioned into buckets B_1, \dots, B_h , where $h = \lceil \frac{n}{W} \rceil$. We now show how to partition the subtrees of T induced by each bucket into up to two rooted ordered forests, so that the algorithms \blacktriangle -, \succ -, \forall -, and \prec -DRAWER can be exploited in order to draw such forests, thus obtaining a drawing story of $\langle T, \tau, W \rangle$. We proceed in several phases as follows.

PHASE 1: We label each vertex v of T belonging to a bucket B_i with the label $b(v) = i$ and we remove from T all the edges (u, v) such that $|b(u) - b(v)| > 1$. Observe that such edges are not visualized in a drawing story of $\langle T, \tau, W \rangle$.

PHASE 2: As T might have been turned into a forest by the previous edge removal, we add dummy edges to T to turn it back into a tree, while ensuring that $|b(u) - b(v)| \leq 1$ for every edge (u, v) of T . This is possible due to the following.

Lemma 2. Dummy edges can be added to T in total $O(n)$ time so that T becomes a tree and every edge (u, v) of T is such that $|b(u) - b(v)| \leq 1$.

Proof. First, we compute the connected components of T and we label each vertex with the connected component it belongs to; this is done in $O(n)$ time. Now we arbitrarily pick a connected component T^* of T . Note that the vertices of T^* belong to a set of consecutive buckets B_i, B_{i+1}, \dots, B_j . We visit T^* in $O(|V(T^*)|)$ time to elect a *representative vertex* of T^* for each of B_i, B_{i+1}, \dots, B_j . Namely, when we visit a vertex u , we elect it as the representative vertex of T^* for $B_{b(u)}$ if no representative vertex of T^* for $B_{b(u)}$ has been elected yet.

Now the algorithm proceeds in steps, while maintaining the invariant that every edge (u, v) of T is such that $|b(u) - b(v)| \leq 1$. In a single step, we add an edge between a representative vertex of T^* and a vertex in a connected component of T different from T^* . This is done as follows. Suppose that the vertices of T^* belong to a set of consecutive buckets B_p, B_{p+1}, \dots, B_q such that $p > 1$. Then we consider any vertex v of B_{p-1} ; let T_v be the connected component of T containing v and note that $T_v \neq T^*$. We visit T_v in $O(|V(T_v)|)$ time; when we visit a vertex u , we elect it as the representative vertex of T^* for the bucket $B_{b(u)}$ if no representative vertex of T^* for $B_{b(u)}$ has been elected yet. Then we add to T the edge between u and the representative vertex v of T^* for B_p ; note that $b(v) - b(u) = 1$. Now T^* also contains T_v , as well as the edge (u, v) . A connected component T_v can be analogously merged with T^* in $O(|V(T_v)|)$ time if $q < h$. Eventually, T^* contains a representative vertex for each bucket B_1, B_2, \dots, B_h . We consider the remaining connected components of T different from T^* one at a time. For each such a component, we select any vertex u , which we connect to the representative vertex v of T^* for $B_{b(u)}$ in $O(1)$ time; note that $b(v) - b(u) = 0$. \square

PHASE 3: We now root T at an arbitrary vertex $r(T)$ in B_1 . A *pertinent component* of T is a maximal connected component of T composed of vertices in the same

bucket. We assign a *label* $b(P) = i$ to a pertinent component P if every vertex of P belongs to B_i . We now construct the following sets R_1, R_2, \dots, R_k of pertinent components of T ; see Fig. 4. The set R_1 only contains the pertinent component of T the vertex $r(T)$ belongs to. For $j > 1$, the set R_j contains every pertinent component P of T such that (i) P does not belong to $\bigcup_{i=1}^{j-1} R_i$ and (ii) P contains a vertex that is adjacent to a vertex belonging to a pertinent component in R_{j-1} .

By the construction of the R_j 's, since $|b(u) - b(v)| \leq 1$ for every edge (u, v) of T , and by the rooting of T , we have the following simple property.

Property 5. For every vertex $v \in R_j$, each child of v belongs to either R_j or R_{j+1} .

PHASE 4: Next, we turn T into an ordered tree by specifying a left-to-right order for the children of each vertex v . Let R_j be the set v belongs to. Then, by Property 5, each child of v is either in R_j or in R_{j+1} . We set the left-to-right order of the children of v so that all those in R_j come first, in any order, and all those in R_{j+1} come next, in any order.

PHASE 5: We are going to define rooted ordered forests as follows. For $i = 1, \dots, h$ with i odd, we define:

1. $\mathcal{F}_{i, \blacktriangleleft}$ as the forest containing all the pertinent components P such that $b(P) = i$ and such that P belongs to a set R_j with $j \equiv 1 \pmod{4}$, and
2. $\mathcal{F}_{i, \blacktriangledown}$ as the forest containing all the pertinent components P such that $b(P) = i$ and such that P belongs to a set R_j with $j \equiv 3 \pmod{4}$.

Also, for $i = 1, \dots, h$ with i even, we define:

1. $\mathcal{F}_{i, \blacktriangleright}$ as the forest containing all the pertinent components P such that $b(P) = i$ and such that P belongs to a set R_j with $j \equiv 2 \pmod{4}$, and
2. $\mathcal{F}_{i, \blacktriangleleft}$ as the forest containing all the pertinent components P such that $b(P) = i$ and such that P belongs to a set R_j with $j \equiv 0 \pmod{4}$.

We have the following.

Observation 1. Let v be a vertex of T and u be its parent. Let R_i and R_j be the sets containing the pertinent components u and v belong to, respectively, where $j = i$ or $j = i + 1$, by Property 5. Then the following cases are possible.

- 1a** If $j = i$, then u and v both belong to either $\mathcal{F}_{i, \blacktriangleleft}$, $\mathcal{F}_{i, \blacktriangledown}$, $\mathcal{F}_{i, \blacktriangleright}$, or $\mathcal{F}_{i, \blacktriangleleft}$.
- 1b** If $j = i + 1$, then v is the root of a pertinent component in R_j . Also, either:
 - (i) i is odd, $u \in \mathcal{F}_{i, \blacktriangleleft}$, and $v \in \mathcal{F}_{i+1, \blacktriangleright}$;
 - (ii) i is even, $u \in \mathcal{F}_{i, \blacktriangleright}$, and $v \in \mathcal{F}_{i+1, \blacktriangledown}$;
 - (iii) i is odd, $u \in \mathcal{F}_{i, \blacktriangledown}$, and $v \in \mathcal{F}_{i+1, \blacktriangleleft}$; or
 - (iv) i is even, $u \in \mathcal{F}_{i, \blacktriangleleft}$, and $v \in \mathcal{F}_{i+1, \blacktriangleleft}$.

For each pertinent component P in any $\mathcal{F}_{i, X}$, with $i \in \{1, \dots, h\}$ and $X \in \{\blacktriangleleft, \blacktriangleright, \blacktriangledown, \blacktriangleleft\}$, let R_j be the set P belongs to. If $j = 1$, then the root of P is $r(T)$, otherwise the root of P is the vertex of P that is adjacent to a vertex in R_{j-1} . Further, the left-to-right order of the children of every vertex of P is the one

inherited from T . Finally, the linear ordering of the pertinent components in $\mathcal{F}_{i,X}$ is defined as follows. Let P_1 and P_2 be any two pertinent components in $\mathcal{F}_{i,X}$ and let R_j and R_k be the sets containing P_1 and P_2 , respectively. If $j < k$, then P_1 precedes P_2 in $\mathcal{F}_{i,X}$. If $j > k$, then P_1 follows P_2 in $\mathcal{F}_{i,X}$. Otherwise $j = k$; let x be the lowest common ancestor of the roots of P_1 and of P_2 in T . Also, let p_1 and p_2 be the paths connecting the roots of P_1 and of P_2 with x , respectively. Further, let x_1 and x_2 be the children of x belonging to p_1 and to p_2 , respectively. Then, P_1 precedes P_2 in $\mathcal{F}_{i,X}$ if and only if x_1 precedes x_2 in the left-to-right order of the children of x . We have the following.

Lemma 3. Given the sets R_1, \dots, R_k , the rooted ordered forests $\mathcal{F}_{i,X}$, with $i = 1, \dots, h$ and $X \in \{\blacktriangleleft, \triangleright, \blacktriangledown, \triangleleft\}$, can be computed in total $O(n)$ time.

Proof. First, we initialize new lists S_1, \dots, S_k , as well as the rooted ordered forests $\mathcal{F}_{i,X}$, to empty lists. Second, we perform in $O(n)$ time a pre-order traversal of T such that the children of each vertex are visited according to their left-to-right order (recall that T is a rooted ordered tree). Each time we encounter the root of a pertinent component $P \in R_j$, we append P in $O(1)$ time to S_j . Finally, we scan the lists S_1, \dots, S_k in this order. During the scan of a list S_j , we append the pertinent component $P \in R_j$ rooted at the currently scanned root to the corresponding forest $\mathcal{F}_{i,X}$; such a forest is determined in $O(1)$ time by looking at the value of $b(P)$ (this determines i) and by computing $j \bmod 4$ (this determines X). \square

We are now ready to state the following main result.

Theorem 3. For any tree story $\langle T, \tau, W \rangle$ such that T has n vertices, it is possible to construct in $O(n)$ time a drawing story that is planar, straight-line, and lies on an $(8W + 1) \times (8W + 1)$ grid.

Proof. We construct a planar straight-line drawing story Γ of $\langle T, \tau, W \rangle$. We perform PHASES 1–5 in order to construct the rooted ordered forests $\mathcal{F}_{i,X}$ with $i \in \{1, \dots, h\}$ and $X \in \{\blacktriangleleft, \triangleright, \blacktriangledown, \triangleleft\}$. Note that PHASE 2 introduces in T some dummy edges; after the construction of Γ , such edges are removed from the actual drawing story of $\langle T, \tau, W \rangle$. Since Γ is a straight-line drawing, it suffices to describe how to assign coordinates to the vertices of T ; see Fig. 4. For each rooted ordered forest $\mathcal{F}_{i,X}$, we apply the algorithm X -DRAWER in order to construct an X -drawing $\Gamma_{i,X}$ of $\mathcal{F}_{i,X}$. We let the coordinates of each vertex v of $\mathcal{F}_{i,X}$ in Γ coincide with the coordinates of v in $\Gamma_{i,X}$.

We now prove that Γ satisfies the properties in the statement of the theorem. By Condition i of Definition 1, a \blacktriangleleft -drawing lies on the $[0, 4W] \times [0, 4W]$ grid. Similarly, a \triangleright -, a \blacktriangledown -, and a \triangleleft -drawing lies on the $[0, 4W] \times [-4W, 0]$ grid, on the $[-4W, 0] \times [-4W, 0]$ grid, and on the $[-4W, 0] \times [0, 4W]$ grid, respectively. Thus, Γ lies on the $[-4W, 4W] \times [-4W, 4W]$ grid.

Concerning the running time for the construction of Γ , we have that the initial modification of T , which ensures that $|b(u) - b(v)| \leq 1$ for every edge (u, v) of T , can be done in $O(n)$ time, by Lemma 2. The labeling $b(u)$ of each vertex u

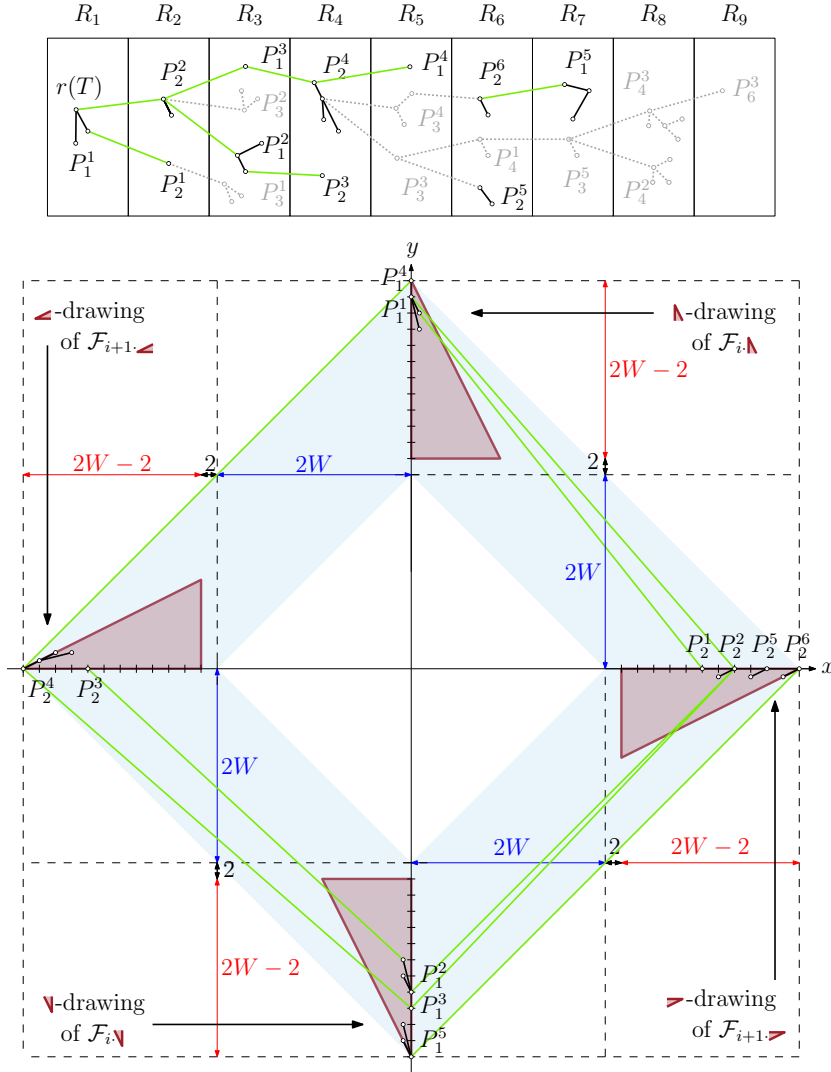


Fig. 4. Illustration for the proof of [Theorem 3](#), with $W = 12$. The upper part of the figure shows the rooted ordered tree T ; vertices and edges that are not in $T[B_{1,2}]$ are gray. A pertinent component P_i^j of T belongs to the bucket B_i ; further, the index j represents the order of the components in the corresponding rooted forests. The lower part of the figure shows the drawing $\Gamma[B_{1,2}]$ of $T[B_{1,2}]$ constructed by the algorithm.

of T is easily done in $O(n)$ time. The construction of the sets R_1, \dots, R_k can be accomplished by an $O(n)$ -time traversal of T starting from $r(T)$. The construction of the rooted ordered forests $\mathcal{F}_{i,X}$, with $i = 1, \dots, h$ and with $X \in \{\llcorner, \lrcorner, \ulcorner, \lrcorner\}$,

can be performed in total $O(n)$ time by [Lemma 3](#). Finally, by [Lemma 1](#), the algorithm X -DRAWER runs in linear time in the size of its input $\mathcal{F}_{i,X}$.

It remains to show that each drawing $\Gamma_t \in \Gamma$ is planar. We exploit the following lemma. Let $B_{i,i+1} = B_i \cup B_{i+1}$.

Lemma 4. For $i = 1, \dots, h-1$, the drawing $\Gamma[B_{i,i+1}]$ of $T[B_{i,i+1}]$ is planar.

Proof. Suppose that i is odd; the case in which i is even can be treated analogously. Let (u, v) and (w, z) be any two edges of $T[B_{i,i+1}]$. We prove that (u, v) and (w, z) do not cross in $\Gamma[B_{i,i+1}]$. Analogous and simpler arguments prove that no edge overlaps with a vertex in $\Gamma[B_{i,i+1}]$.

We distinguish four cases.

Case (i): $\{u, v\} \subseteq B_i$ or $\{u, v\} \subseteq B_{i+1}$, and $\{w, z\} \subseteq B_i$ or $\{w, z\} \subseteq B_{i+1}$,

Case (ii): $\{u, v, w\} \subseteq B_i$ and $z \in B_{i+1}$,

Case (iii): $u \in B_i$ and $\{v, w, z\} \subseteq B_{i+1}$, and

Case (iv): $\{u, w\} \subseteq B_i$ and $\{v, z\} \subseteq B_{i+1}$.

Case (i). [Lemma 1](#) ensures the planarity of the drawings $\Gamma_{i,\blacktriangleleft}$, $\Gamma_{i+1,\blacktriangleright}$, $\Gamma_{i,\blacktriangledown}$, and $\Gamma_{i+1,\blacktriangleleft}$. Further, [Condition i](#) of [Definition 1](#) ensures that such drawings do not overlap with each other. It follows that the drawing of $\mathcal{F}_{i,\blacktriangleleft} \cup \mathcal{F}_{i+1,\blacktriangleright} \cup \mathcal{F}_{i,\blacktriangledown} \cup \mathcal{F}_{i+1,\blacktriangleleft}$ in $\Gamma[B_{i,i+1}]$ is planar. By [Observation 1a](#), we have that (u, v) and (w, z) belong to $\mathcal{F}_{i,\blacktriangleleft} \cup \mathcal{F}_{i+1,\blacktriangleright} \cup \mathcal{F}_{i,\blacktriangledown} \cup \mathcal{F}_{i+1,\blacktriangleleft}$, hence they do not cross each other in $\Gamma[B_{i,i+1}]$.

Case (ii). If $\{u, v, w\} \subseteq B_i$, then u, v , and w belong to $\mathcal{F}_{i,\blacktriangleleft} \cup \mathcal{F}_{i,\blacktriangledown}$. Suppose that the edge (u, v) belongs to $\mathcal{F}_{i,\blacktriangleleft}$, the case in which it belongs to $\mathcal{F}_{i,\blacktriangledown}$ is symmetric.

Suppose first that w belongs to $\mathcal{F}_{i,\blacktriangledown}$. Then, by [Observation 1b](#), we have that either z is the root of a pertinent component in $\mathcal{F}_{i+1,\blacktriangleleft}$ or z belongs to $\mathcal{F}_{i+1,\blacktriangleright}$. In either case, by [Condition i](#) of [Definition 1](#), we have that $\Gamma_{i,\blacktriangleleft}$ (and in particular the edge (u, v)) lies above the x -axis, while by [Conditions i](#) and [ii](#) of [Definition 1](#) the edge (w, z) lies below or on the x -axis. Thus, (u, v) and (w, z) do not cross each other in $\Gamma[B_{i,i+1}]$.

Suppose next that w belongs to $\mathcal{F}_{i,\blacktriangleleft}$. By [Observation 1b](#), we have that either z is the root of a pertinent component in $\mathcal{F}_{i+1,\blacktriangleright}$, or z belongs to $\mathcal{F}_{i+1,\blacktriangleleft}$ and w is the root of a pertinent component in $\mathcal{F}_{i,\blacktriangleleft}$. In the latter case, (u, v) lies to the right of the y -axis, except possibly for one of its end-vertices which might be on the y -axis, while (w, z) lies to the left of the y -axis, except for w which lies on the y -axis. By [Condition ii](#) of [Definition 1](#), the edges (u, v) and (w, z) do not cross each other in $\Gamma[B_{i,i+1}]$. In the former case, by [Condition v](#) of [Definition 1](#), we have that the interior of the wedge $S_{\blacktriangledown}(w)$ does not intersect $\Gamma_{i,\blacktriangleleft}$; further, by [Property 4](#), the segment $[(2W+2, 0), (4W, 0)]$ lies in the interior of the wedge $S_{\blacktriangledown}(w)$. Since, by [Condition ii](#) of [Definition 1](#), the vertex z lies on the segment $[(2W+2, 0), (4W, 0)]$, it follows that the edge (w, z) lies in the interior of $S_{\blacktriangledown}(w)$, except for w . Thus, (u, v) and (w, z) do not cross each other in $\Gamma[B_{i,i+1}]$.

Case (iii). The treatment of this case is symmetric to the one of **Case (ii)**.

Case (iv). Since $\{u, w\} \subseteq B_i$, then either u and w belong to the same rooted ordered forest $\mathcal{F}_{i,\blacktriangleleft}$ or $\mathcal{F}_{i,\blacktriangledown}$, or they belong one to $\mathcal{F}_{i,\blacktriangleleft}$ and one to $\mathcal{F}_{i,\blacktriangledown}$.

In the latter case, assume that u belongs to $\mathcal{F}_{i,\blacktriangle}$ and w to $\mathcal{F}_{i,\blacktriangledown}$. By [Observation 1b](#), each of v and z belongs to either $\mathcal{F}_{i+1,\blacktriangleright}$ or $\mathcal{F}_{i+1,\blacktriangleleft}$. If v belongs to $\mathcal{F}_{i+1,\blacktriangleright}$ and z to $\mathcal{F}_{i+1,\blacktriangleleft}$, by [Condition i](#) of [Definition 1](#) we have that (u, v) lies to the right of the y -axis, except possibly for u which might lie on the positive y -axis, while (w, z) lies to the left of the y -axis, except possibly for w which might lie on the negative y -axis. Thus, (u, v) and (w, z) do not cross each other in $\Gamma[B_{i,i+1}]$. If v belongs to $\mathcal{F}_{i+1,\blacktriangleleft}$ and z to $\mathcal{F}_{i+1,\blacktriangleright}$, by [Condition i](#) of [Definition 1](#) we have that (u, v) lies above the x -axis, except possibly for v which might lie on the negative x -axis, while (w, z) lies below the x -axis, except possibly for z which might lie on the positive x -axis. Thus, (u, v) and (w, z) do not cross each other in $\Gamma[B_{i,i+1}]$. If v and z both belong to $\mathcal{F}_{i+1,\blacktriangleright}$, then by [Observation 1b](#) we have that v is the root of a pertinent component of $\mathcal{F}_{i+1,\blacktriangleright}$; hence by [Conditions i](#) and [ii](#) of [Definition 1](#) we have that (u, v) lies above the x -axis, except for v which lies on the x -axis, while (w, z) lies below the x -axis, except possibly for z which might lie on the x -axis. Thus, (u, v) and (w, z) do not cross each other in $\Gamma[B_{i,i+1}]$. The case in which v and z both belong to $\mathcal{F}_{i+1,\blacktriangleleft}$ is symmetric to the previous one.

In the former case, assume that u and w both belong to $\mathcal{F}_{i,\blacktriangle}$. We distinguish four cases: (a) v belongs to $\mathcal{F}_{i+1,\blacktriangleleft}$ and z belongs to $\mathcal{F}_{i+1,\blacktriangleright}$; (b) v belongs to $\mathcal{F}_{i+1,\blacktriangleright}$ and z belongs to $\mathcal{F}_{i+1,\blacktriangleleft}$; (c) v and z both belong to $\mathcal{F}_{i+1,\blacktriangleright}$; and (d) v and z both belong to $\mathcal{F}_{i+1,\blacktriangleleft}$. Cases (a) and (b) are symmetric to the already discussed case in which u belongs to $\mathcal{F}_{i,\blacktriangle}$, w belongs to $\mathcal{F}_{i,\blacktriangledown}$, and v and z belong to $\mathcal{F}_{i+1,\blacktriangleright}$. Further, case (d) is symmetric to case (c), which we discuss next.

By [Observation 1b](#), we have that v and z are the roots of two pertinent components P_v and P_z of $\mathcal{F}_{i+1,\blacktriangleright}$, respectively. By [Condition ii](#) of [Definition 1](#), the vertices v and z lie on the segment $[(2W + 2, 0), (4W, 0)]$. Assume w.l.o.g. that z lies to the right of v . We have the following.

Claim 1. The vertex w lies above the vertex u in $\Gamma[B_{i,i+1}]$.

Proof. Let R_j and R_k be the sets containing v and z , respectively. By the construction of the ordering of $\mathcal{F}_{i+1,\blacktriangleright}$ and since z lies to the right of v , we have that two cases are possible.

In the first case we have $j < k$. By [Observation 1b](#), we have that u and w belong to R_{j-1} and R_{k-1} , respectively. Since $j - 1 < k - 1$, we have that u and w belong to distinct pertinent components P_u and P_w of T , respectively, where P_u precedes P_w in $\mathcal{F}_{i,\blacktriangle}$. By [Condition iii](#) of [Definition 1](#), we have that w lies above u in $\Gamma[B_{i,i+1}]$.

In the second case we have $j = k$. Let x be the lowest common ancestor of v and z in T . Also, let v' and z' be the children of x on the paths connecting x with v and z , respectively. Then we have that v' precedes z' in the left-to-right order of the children of x . Note that $j - 1 = k - 1$ and that x is also the lowest common ancestor of u and w in T , where u lies on the path between v and x and w lies on the path between z and x .

- If u and w belong to distinct pertinent components P_u and P_w of T then, as in the first case, P_u precedes P_w in $\mathcal{F}_{i,\blacktriangle}$. By [Condition iii](#) of [Definition 1](#) we have that w lies above u in $\Gamma[B_{i,i+1}]$.

- If u and w belong to the same pertinent component of T and neither of them is x , then by [Condition iv](#) of [Definition 1](#) we have that w lies above u in $\Gamma[B_{i,i+1}]$.
- If u and w belong to the same pertinent component of T and $w = x$, then we have that w lies above u in $\Gamma[B_{i,i+1}]$ since $\Gamma_{i,\blacktriangleleft}$ is strictly-upward.
- Finally, note that $u \neq x$. Indeed, suppose, for a contradiction, that u is the lowest common ancestor of v and z . By the choice of the left-to-right ordering of the children of u (given in PHASE 4), we have that z' precedes v in this ordering. Therefore, by the construction of the ordering of $\mathcal{F}_{i+1,\blacktriangleright}$ (given in PHASE 5), we have that P_z precedes P_v in $\mathcal{F}_{i+1,\blacktriangleright}$; by [Condition ii](#) of [Definition 1](#), this contradicts the assumption that z lies to the right of v .

This concludes the proof of the claim. \square

By [Claim 1](#) and by [Condition i](#) of [Definition 1](#), we have that w lies above u , which lies above v and z ; recall that these last two vertices lie on the segment $[(2W + 2, 0), (4W, 0)]$. Hence, the edge (u, v) crosses the edge (w, z) if and only if u lies to the right of the edge (w, z) . By [Property 4](#), the edge (w, z) lies in the wedge $S_{\blacktriangledown}(w)$, except at w . However, if u lies to the right of the edge (w, z) , then $S_{\blacktriangledown}(w)$ contains u , which contradicts [Condition v](#) of [Definition 1](#). \square

By [Property 1](#) and [Lemma 4](#), we have that Γ is planar. This concludes the proof of the theorem. \square

6 Conclusions and Open Problems

We have shown how to draw dynamic trees with straight-line edges, using an area that only depends on the number of vertices that are simultaneously present in the tree, while maintaining planarity. This result is obtained by partitioning the vertices of the tree into buckets and by establishing topological and geometric properties for the forests induced by pairs of consecutive buckets. Further, we proved that this result cannot be generalized to arbitrary planar graphs.

Several interesting problems arise from this research.

1. Do other notable families of planar graphs admit a planar straight-line drawing story on a grid of size polynomial in W , or polynomial in W and sublinear in n ? In particular, do outerplanar and series parallel graphs (which include trees) admit such representations?
For instance, it is not difficult to extend [Theorem 2](#) to show that any graph story $\langle G, \tau, W \rangle$ such that G is a cycle admits a drawing story that is planar, straight-line, and lies on a $(4W + 2) \times (4W + 2)$ grid.
2. Which bounds can be shown for a drawing story of a dynamic graph that is not a tree, while each graph of the story is a forest? Or for a drawing story of a dynamic graph that is not a path, while each graph of the story is a linear forest?

3. Which bounds can be shown on the area requirements of planar poly-line drawing stories of graphs both in terms of W and the number b of bends allowed on each edge?
4. How about extending our model to graphs where a vertex is allowed to appear several times? Or to graphs where multiple vertices might appear at the same time (and still at any moment the graph contains at most W vertices)?
5. Can our results be extended to the setting in which edges, and not vertices, appear over time?

References

1. Angelini, P., Bekos, M.A.: Hierarchical partial planarity. *Algorithmica* **81**(6), 2196–2221 (2019). <https://doi.org/10.1007/s00453-018-0530-6>, <https://doi.org/10.1007/s00453-018-0530-6>
2. Beck, F., Burch, M., Diehl, S., Weiskopf, D.: The state of the art in visualizing dynamic graphs. In: Borgo, R., Maciejewski, R., Viola, I. (eds.) *Eurographics Conference on Visualization, EuroVis 2014 - State of the Art Reports, STARs*, Swansea, UK, June 9–13, 2014. Eurographics Association (2014). <https://doi.org/10.2312/eurovisstar.20141174>, <https://doi.org/10.2312/eurovisstar.20141174>
3. Binucci, C., Brandes, U., Di Battista, G., Didimo, W., Gaertler, M., Palladino, P., Patrignani, M., Symvonis, A., Zweig, K.A.: Drawing trees in a streaming model. *Inf. Process. Lett.* **112**(11), 418–422 (2012). <https://doi.org/10.1016/j.ipl.2012.02.011>, <https://doi.org/10.1016/j.ipl.2012.02.011>
4. Bläsius, T., Kobourov, S.G., Rutter, I.: Simultaneous embedding of planar graphs. In: Tamassia, R. (ed.) *Handbook on Graph Drawing and Visualization.*, pp. 349–381. Chapman and Hall/CRC (2013)
5. Braß, P., Cenek, E., Duncan, C.A., Efrat, A., Erten, C., Ismailescu, D., Kobourov, S.G., Lubiw, A., Mitchell, J.S.B.: On simultaneous planar graph embeddings. *Comput. Geom.* **36**(2), 117–130 (2007). <https://doi.org/10.1016/j.comgeo.2006.05.006>, <https://doi.org/10.1016/j.comgeo.2006.05.006>
6. Cohen, R.F., Di Battista, G., Tamassia, R., Tollis, I.G.: Dynamic graph drawings: Trees, series-parallel digraphs, and planar st-digraphs. *SIAM J. Comput.* **24**(5), 970–1001 (1995). <https://doi.org/10.1137/S0097539792235724>, <https://doi.org/10.1137/S0097539792235724>
7. Da Lozzo, G., Rutter, I.: Planarity of streamed graphs. In: *CIAC. LNCS*, vol. 9079, pp. 153–166. Springer (2015)
8. de Fraysseix, H., Pach, J., Pollack, R.: How to draw a planar graph on a grid. *Combinatorica* **10**(1), 41–51 (1990)
9. Demetrescu, C., Di Battista, G., Finocchi, I., Liotta, G., Patrignani, M., Pizzonia, M.: Infinite trees and the future. In: Kratochvíl, J. (ed.) *Graph Drawing, 7th International Symposium, GD'99, Střirín Castle, Czech Republic, September 1999, Proceedings. LNCS*, vol. 1731, pp. 379–391. Springer (1999). https://doi.org/10.1007/3-540-46648-7_39, https://doi.org/10.1007/3-540-46648-7_39
10. Di Battista, G., Tamassia, R.: On-line planarity testing. *SIAM J. Comput.* **25**(5), 956–997 (1996). <https://doi.org/10.1137/S0097539794280736>, <https://doi.org/10.1137/S0097539794280736>

11. Di Battista, G., Tamassia, R., Vismara, L.: Incremental convex planarity testing. *Inf. Comput.* **169**(1), 94–126 (2001). <https://doi.org/10.1006/inco.2001.3031>, <https://doi.org/10.1006/inco.2001.3031>
12. Dolev, D., Leighton, F., Trickey, H.: Planar embedding of planar graphs. *Advances in Computing Research* **2** (1984)
13. Frati, F., Patrignani, M.: A note on minimum-area straight-line drawings of planar graphs. In: Hong, S., Nishizeki, T., Quan, W. (eds.) 15th International Symposium on Graph Drawing (GD 2007). LNCS, vol. 4875, pp. 339–344. Springer (2007)
14. Goodrich, M.T., Pszona, P.: Streamed graph drawing and the file maintenance problem. In: Wismath, S.K., Wolff, A. (eds.) Graph Drawing - 21st International Symposium, GD 2013, Bordeaux, France, September 23–25, 2013, Revised Selected Papers. LNCS, vol. 8242, pp. 256–267. Springer (2013). https://doi.org/10.1007/978-3-319-03841-4_23, https://doi.org/10.1007/978-3-319-03841-4_23
15. Italiano, G.F.: Fully dynamic planarity testing. In: *Encyclopedia of Algorithms*, pp. 806–808 (2016). https://doi.org/10.1007/978-1-4939-2864-4_157, https://doi.org/10.1007/978-1-4939-2864-4_157
16. Michail, O.: An introduction to temporal graphs: An algorithmic perspective. *Internet Mathematics* **12**(4), 239–280 (2016)
17. Poutré, J.A.L.: Alpha-algorithms for incremental planarity testing (preliminary version). In: Leighton, F.T., Goodrich, M.T. (eds.) Proceedings of the Twenty-Sixth Annual ACM Symposium on Theory of Computing, 23–25 May 1994, Montréal, Québec, Canada. pp. 706–715. ACM (1994). <https://doi.org/10.1145/195058.195439>, <https://doi.org/10.1145/195058.195439>
18. Reingold, E.M., Tilford, J.S.: Tidier drawings of trees. *IEEE Trans. Software Eng.* **7**(2), 223–228 (1981). <https://doi.org/10.1109/TSE.1981.234519>, <https://doi.org/10.1109/TSE.1981.234519>
19. Rextin, A., Healy, P.: A fully dynamic algorithm to test the upward planarity of single-source embedded digraphs. In: Tollis, I.G., Patrignani, M. (eds.) Graph Drawing, 16th International Symposium, GD 2008, Heraklion, Crete, Greece, September 21–24, 2008. Revised Papers. LNCS, vol. 5417, pp. 254–265. Springer (2008). https://doi.org/10.1007/978-3-642-00219-9_24, https://doi.org/10.1007/978-3-642-00219-9_24
20. Schaefer, M.: Picking planar edges; or, drawing a graph with a planar subgraph. In: Graph Drawing. LNCS, vol. 8871, pp. 13–24. Springer (2014)
21. Skambath, M., Tantau, T.: Offline drawing of dynamic trees: Algorithmics and document integration. In: Hu, Y., Nöllenburg, M. (eds.) Graph Drawing and Network Visualization - 24th International Symposium, GD 2016, Athens, Greece, September 19–21, 2016, Revised Selected Papers. LNCS, vol. 9801, pp. 572–586. Springer (2016). https://doi.org/10.1007/978-3-319-50106-2_44, https://doi.org/10.1007/978-3-319-50106-2_44
22. Whitney, H.: Congruent graphs and the connectivity of graphs. *American Journal of Mathematics* **54**(1), 150–168 (1932), <http://www.jstor.org/stable/2371086>