

# Generator evaluator-selector net: a modular approach for panoptic segmentation

Sagi Eppel<sup>1,2</sup>, Alán Aspuru-Guzik<sup>2,3,4,5</sup>

<sup>1</sup>Vector Institute for Artificial Intelligence, Toronto, Canada. <sup>2</sup>Department of Chemistry, University of Toronto, Canada.

<sup>3</sup>Department of Computer Science, University of Toronto, Canada. <sup>4</sup>Department of Chemistry and Chemical Biology, Harvard University, Cambridge, USA. <sup>5</sup>Canadian Institute for Advanced Research (CIFAR) Senior Fellow, Toronto, Canada

## Abstract

In machine learning and other fields, suggesting a good solution to a problem is usually a harder task than evaluating the quality of such a solution. This asymmetry is the basis for a large number of selection oriented methods that use a generator system to guess a set of solutions and an evaluator system to rank and select the best solutions. This work examines the use of this approach to the problem of image segmentation. The generator/evaluator approach for this case consists of two independent convolutional neural nets: a generator net that suggests variety segments corresponding to objects and distinct regions in the image and an evaluator net that chooses the best segments to be merged into the segmentation map. The result is a trial and error evolutionary approach in which a generator that guesses segments with low average accuracy, but with wide variability, can still produce good results when coupled with an accurate evaluator. Generating and evaluating each segment separately is essential in this case since it demands exponentially fewer guesses compared to a system that guesses and evaluates the full segmentation map in each try. Another form of modularity used in this system is separating the segmentation and classification into independent neural nets. This allows the segmentation to be class agnostic and hence capable of segmenting unfamiliar categories that were not part of the training set. The method was examined on the COCO Panoptic segmentation benchmark and gave competitive results to the standard semantic segmentation and instance segmentation methods.

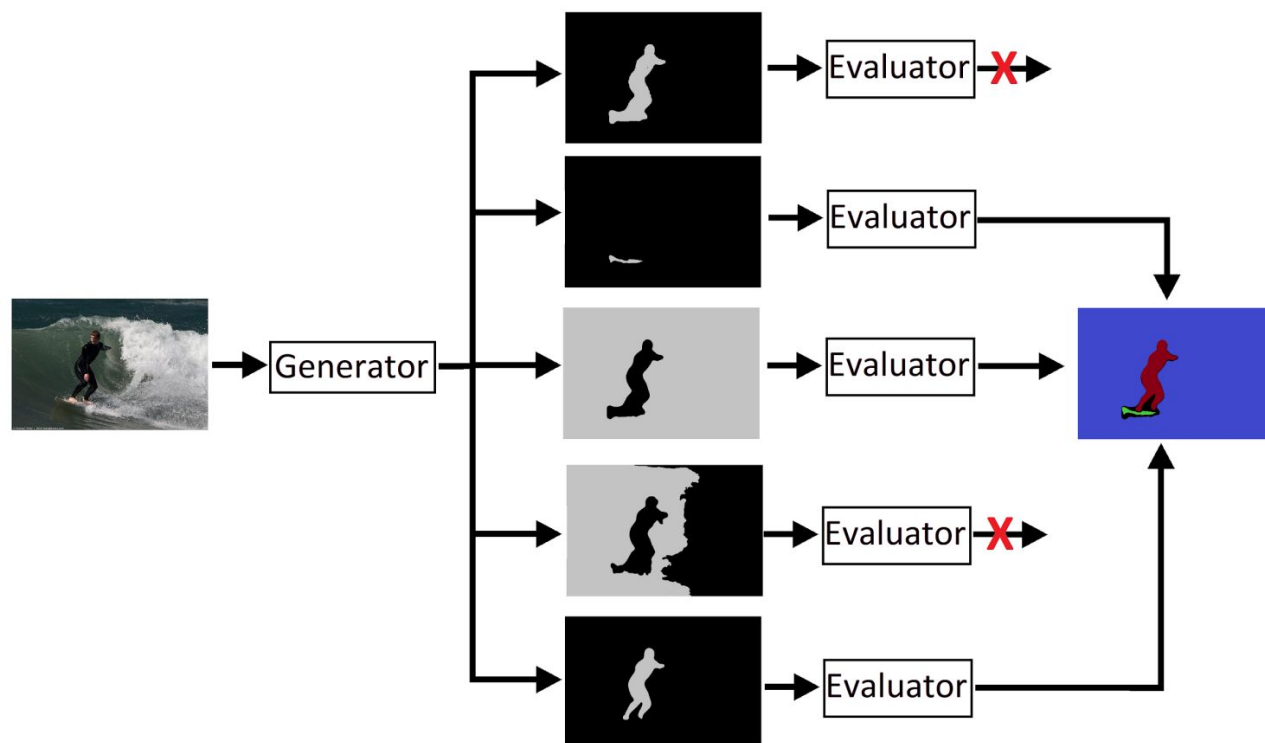
## 1. Introduction

For many problems in machine learning and other fields, the task of generating a good solution is significantly harder than evaluating the quality of such a solution. This asymmetry is persistent across a wide range of fields, from biology and chemistry to engineering and art [1-3]. Solving problems in these kinds of systems is often done by combining two processes: a generator process that guesses solutions to the problem and a selector process that filters low-quality solutions and picks high-quality solutions [1-3]. Hence, an inaccurate generator can suggest random solutions with wide variability in quality, while the accurate selector system grades and selects the best solutions. This work will examine the use of the generator selector approach for the task of panoptic image segmentation [4] using *convolutional neural networks* (CNN) [5]. This will be done by combining a generator net that guesses various segments corresponding to object and semantic regions in the

---

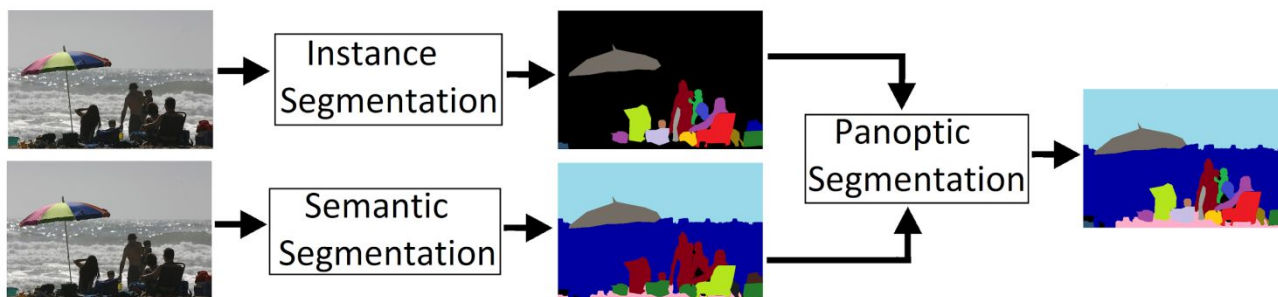
<sup>1</sup> [sagieppel@gmail.com](mailto:sagieppel@gmail.com)

image (Figure 1), and an independent evaluator net that ranks and selects the best segments to be used in the final segmentation map (Figure 1).



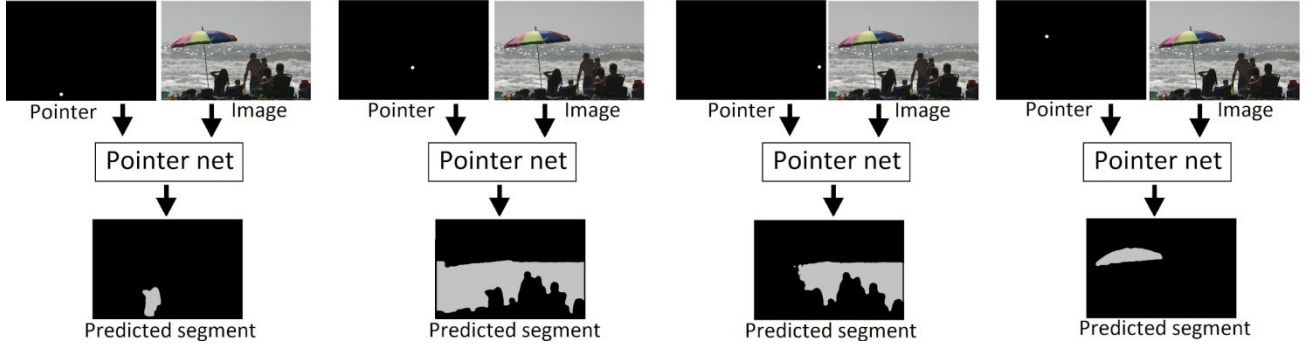
**Figure 1: Image segmentation using the generator evaluator/selector method. The generator guesses various segments corresponding to object instances (person, board) and non-object regions with distinct classes (sea, sky). The evaluator system grades and selects the best segments to be merged into a final segmentation map.**

Panoptic segmentation [4] is a combination of the two main image segmentation tasks: semantic segmentation which involves splitting the image into segments that cover different semantic classes, such as sky and sea (Figure 2), and instance segmentation, which involves splitting the image into segments corresponding to individual objects, such as individual people in a group (Figure 2). To date, the dominant approach for solving this task is using a *fully convolutional net* (FCN) [6] to assign a class for each pixel in the image (semantic segmentation, Figure 2), combined with the *Mask R-CNN* method [7] which finds bounding boxes for each object in the image and then assigns a mask for the object in each bounding box (instance segmentation, Figure 2).



**Figure 2: Instance segmentation involves splitting the image into regions corresponding to individual objects instances (people, chairs). Semantic segmentation involves finding the class of each pixel in the image (ocean, person). Panoptic segmentation is the combination of the two.**

One problem with applying the generator selector approach using these methods is that they generate a single solution instead of a distribution of solutions. Selection-oriented systems are only useful when it is possible to generate several different solutions with a wide distribution of qualities [1-3]. Another problem with applying a selection-oriented approach with existing methods is the fact that they generate the full segmentation map instead of individual segments. For the generative selective process, searching for a solution by generating and evaluating each part of the solution separately will take exponentially fewer steps compared to guessing and evaluating the full solution in each try, as we will describe in Section 3.1.



**Figure 3: Pointer net as a segment generator.** Given an image and a pointer point, the net predicts the segment containing the point. Selecting input points in different locations will lead to different output segments, even for two different points located inside the same segment.

To address these problems, we replaced the standard Mask R-CNN and semantic segmentation methods with a single pointer segmentation net (Figure 3). Pointer net [8] is an FCN that, given an image and a point in the image, finds the segment that contains the input point (Figure 3). The variability in the predicted segments emerges from the location of the input pointer point. Pointer net will produce different predictions even for different points located in the same segment (Figure 3). The evaluator system consists of a simple CNN that receives an image and a segment mask and returns the segment grade. This grade is basically the estimation of the match quality between the input segment and an actual segment in the image. Both the generator and evaluator are category independent and can be used to segment regions with unfamiliar classes that did not appear in the training set. To classify each segment, a region-specific classification neural network is used. This net receives the segment mask and the image, and returns the segment category [9, 10]. The combined method was evaluated on the COCO Panoptic benchmark [4, 11]. Despite not using the standard combination of Mask-R-CNN and FCN approach, our method manages to achieve competitive results on this challenge.

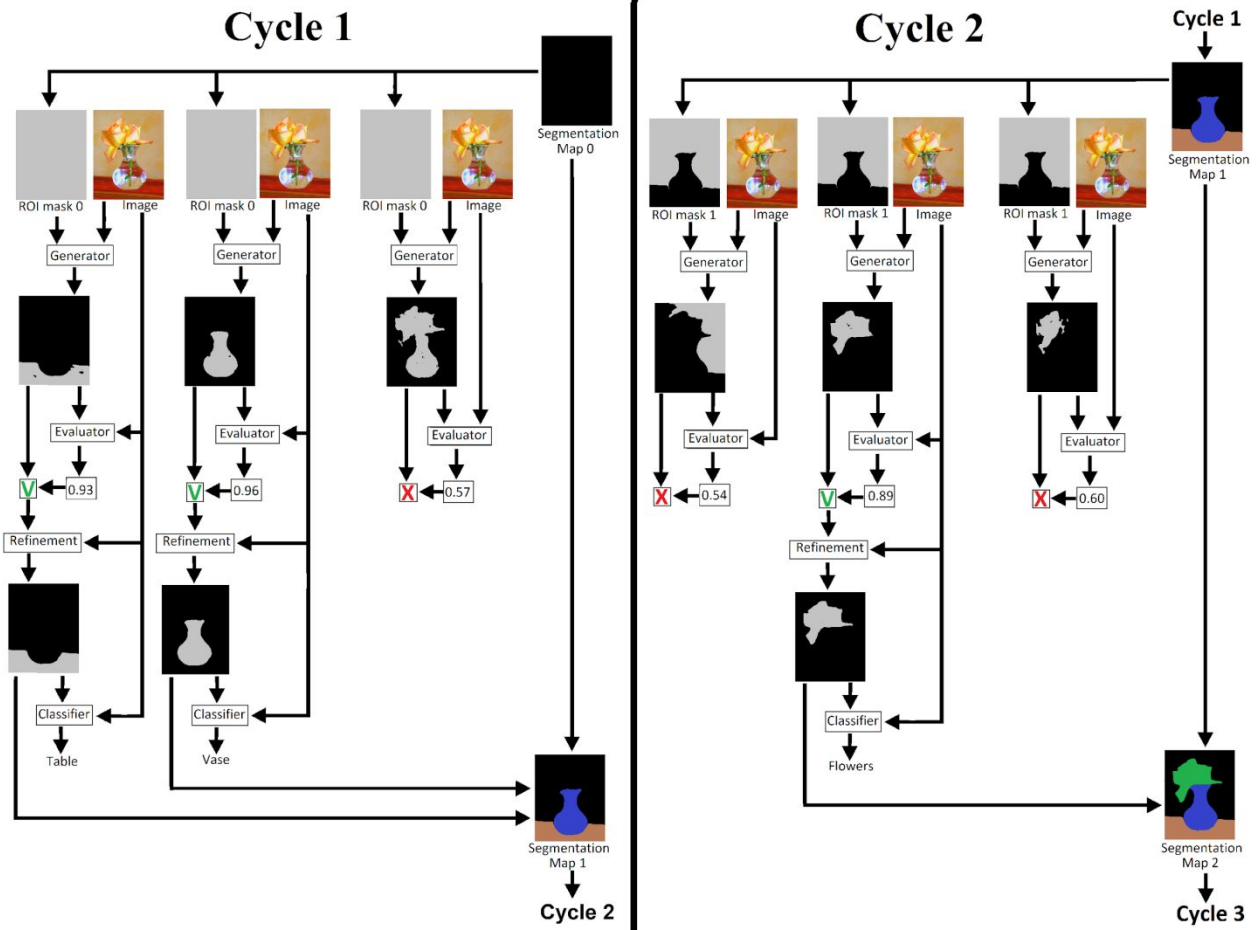
## 2. Related work

Selection-oriented systems that consist of a generator process that generates a variety of random products, and a selector process that filters the products according to some selection rule, appear in a wide range of fields. Such systems include natural selection, as well as a large number of self-organisation and behavioural processes [1-3]. In the field of machine learning and artificial intelligence, this type of system has been used in a wide range of methods such as genetic algorithms [12]. Generative evaluative/selective methods are also the basis of various game playing methods

such as AlphaGo, in which one system generates suggestions for the game's next move, while another independent system ranks these moves [13, 14]. In recent years, the field of computer vision and image recognition has been dominated by *convolutional neural nets* (CNN) [5]. Several combinations of CNN with a generator evaluator system have been tried so far. Generative adversarial nets (GAN) use two nets, one that generates a solution to some problem, and a second that tries to discriminate between the generated solution and the real solution [15, 16]. Co-training these two nets allow them to improve in a competitive manner. Evolutionary algorithms have also been used to design CNN architectures and hyperparameter selection [17, 18]. Another related approach is adding a confidence score to the net prediction; this is usually done by adding a confidence head to the net or checking the prediction consistency under various augmentations [19-23]. The panoptic segmentation task [4] consists of the recognition and segmentation of every individual object in the image as well as assigning a category for every pixel in the image. To date, all methods that were ranked on this challenge were based on combining two methods for semantic segmentation and object recognition. Semantic segmentation is achieved using FCN [6] that assign a class to each pixel in the image. Object recognition is performed using some variation on the Mask R-CNN [7] method which finds a bounding box for each object in the image and then finds the segment mask of the object in the box. A number of improvements have been suggested to this method including attention mechanism [24] and occlusion heads to unify the semantic and instance maps [25-30].

### 3. Generator evaluator selector method

A schematic for the full modular system is shown in Figure 4. The method is comprised of four independent networks combined into one modular structure. The first step is generating several different segments using the pointer net. The segments generated by this net, are restricted to a given region of interest (ROI) which covers the unsegmented image region. The generated segments are then ranked by the evaluator net. This net assigned each segment a score that estimate how well it corresponds to a real segment in the image. The segments which receive the highest scores and are consistent with each other are selected, while low-ranking segments are filtered out. The selected segments are then polished using the refinement net. Each of the selected segments is then classified using the classifier net. Finally, the selected segments are stitched into the segmentation map (Figure 4). The segmentation map is passed to the next cycle which repeats the process in the remaining unsegmented image regions. The process is repeated until either the full image has been segmented or the quality assigned to all of the predicted segments by the evaluator drop below some threshold.



**Figure 4: Modular generator/selector segmentation system.** ROI mask is generated using the unsegmented regions of the image (Initially, the ROI mask cover the full image). The generator net guesses various segments within the ROI region. The suggested segments are ranked using the evaluator net. Segments with low scores are filtered out. Segments with high scores are refined using the refinement net and classified using the classifier net. The selected segments are added to the segmentation map. The updated segmentation map is moved to the next cycle.

### Segment generation using Pointer net.

Pointer net [8] act as the segment generator, which creates proposals for different segments in the image (Figure 4). Pointer net receives an image and a point within this image. The net predicts the mask of the segment that contains the input point (Figure 3). In this work, the pointer point location is chosen randomly within the unsegmented region of the image. The net will predict different segments for different input points, even if the points are located within the same segment (Figure 3). While this feature was not planned, it allows pointer net to act as a random segment generator with the ability to generate a large variability of segments by selecting random input points. Another input of the pointer net is a region of interest (ROI) mask which restricts the region of the predicted segments. The generated output segment region will be confined to the ROI mask. This property prevents newly generated segments from overlapping previously generated segments. In this work, the ROI mask is simply the unsegmented region of the image.

### Evaluator net.

The evaluator net is used to check and rank the generated segments. The ranking is done according to how well the input segment fits the best matching real segments in the image. The evaluator net is a simple convolutional net that receives two inputs: an image and a generated segment mask (Figure 5d). The evaluator net predicts the *intersection over union* (IOU) between the input segment and the closest real segment in the image.

### Refinement net.

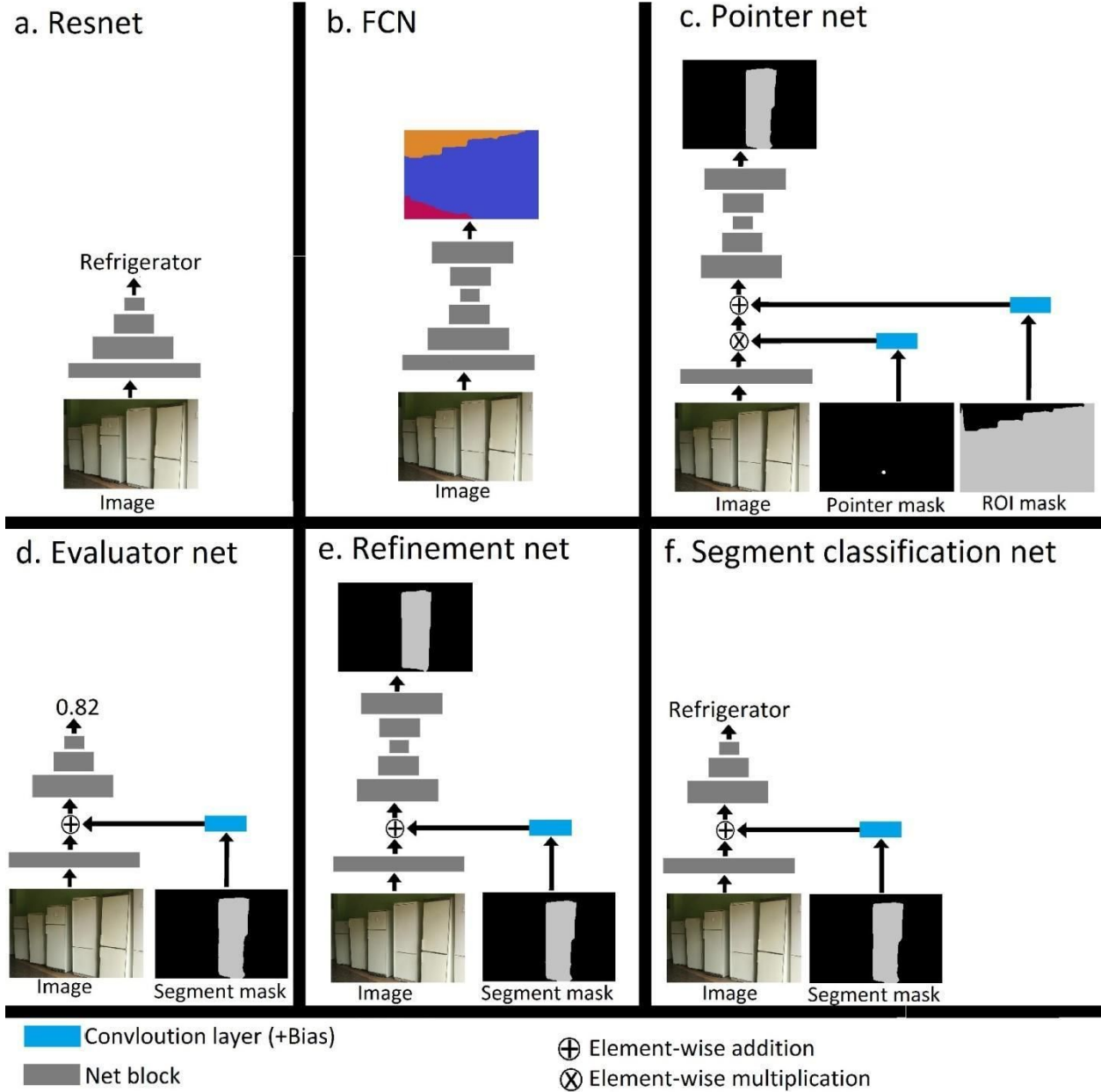
Refinement net is used to polish the boundaries of the generated segment. The net receives the image and an imperfect segment mask. The net output is a refined version of the input segment (Figure 5e). This approach has been examined in several previous studies [31, 32].

### Classifier net.

Determining the segment category is done using a region-specific classification net. The net receives the image and a segment mask. The net predicts the category of the input segment (Figure 4f). This approach has been explored in previous research [9, 10].

## 3.1. On the importance of modularity

For generator-evaluator systems, the ability to generate and evaluate each segment separately is essential. To illustrate this, consider the problem of trying to guess a specific string of letters [33]. Assume a string of 1000 letters where each letter can be one of nine possible symbols. A generator that generates a random 1000 letter string, coupled with an evaluator that checks whether this is the correct string, will need around  $9^{1000}$  guesses to find the correct string. However, if the letter at each position of the string is generated and evaluated independently, the generator-evaluator will need only around  $9 \times 1000$  tries to guess the correct string [33]. The same is approximately true for the segmentation process. A generator/evaluator system that generates and evaluates the full segmentation map in each step will demand exponentially more guesses compared to a modular system that guesses and evaluates each segment separately.



**Figure 5: Architectures of standard nets (a, b) and the nets used in the system (c-f).** a) A standard image classification net predicts a single class for the full image. b) A standard semantic segmentation net (FCN) predicts a semantic map (class per pixel). c) Pointer net receives a pointer point and an ROI mask and output the region of the segment containing the pointer point (within the ROI mask). d) Evaluator net receives a segment mask and predicts the correspondence (IOU) between the input segment and a real segment in the image. e) Refinement net receives an imperfect segment mask and outputs an improved segment mask. f) Segment classification net receives a segment mask and outputs the segment class.

## 4. Implementation details

### Architecture

All the nets used in this work are based on a standard CNN with ResNet architecture (Figure 5a) [34]. The pointer and refinement net are both based on standard FCN (Figure 5b) [6] with an intermediate pyramid scene parsing (PSP) layer [35] and three upsampling and skip connections layers (Figure 5c, e) [36]. The evaluator and classification nets (Figure 5d, f) are based on the standard ResNet image classification model (Figure 5a) [34]. For the evaluator net, the final layer was changed into a single channel prediction, which corresponds to the predicted IOU value (Figure 5d). Adding the segment mask (or ROI mask) as an additional input to the nets [8, 9] was done by taking this mask (as a binary 0/1 image) and processing it using a single convolutional layer (Figure 5c–f). The output of this process was merged with the feature map of the ResNet first layer using element-wise addition (Figure 5c–f). Similarly, the pointer point input for the pointer net was introduced by representing the point as a binary mask in the size of the image, where the value of the cell in the pointer point location is one and the rest of the cells are zero (Figure 5c). This pointer mask was processed using a single convolutional layer, and the output feature map was merged with the feature map of the ResNet first layer using element-wise multiplication (Figure 5c) [8].

### Training

Each of the above nets was trained separately using standard training methods. The training data for the pointer net was created by picking random segments from the annotation of the COCO panoptic training dataset [4]. Segments of things (people, cars) were taken as the full object instance mask. Segments of stuff (sky, grass) were taken as the connected component region of pixels with the same class. Pointer points input for the pointer net were picked by selecting random points within the selected segments. ROI mask input for the pointer net was generated by picking a random segment from the annotation map and using their combined region as the ROI mask. For 50% of the pointer net training iterations, an ROI mask that covers the full image area was used. Training data for the refinement, evaluation and classification nets were generated by running various versions of pointer nets on the COCO panoptic training set. The output of this process was used along with the ground truth annotation as the training data for the refinement, evaluation and classification nets. For 50% of the training iterations, segments were picked randomly with equal probability for all classes. For the remaining 50% of the training iterations, segments were picked randomly with an equal probability per segment regardless of class (common classes were picked more than rare ones). The training loss for the pointer, classification and refinement nets was the standard cross-entropy. The loss for the evaluator net was the square difference between the predicted and the real IOU of the input segment and closest match segment in the ground truth annotation.

### COCO panoptic dataset and panoptic quality ( $PQ$ ) score

The COCO panoptic dataset [4] is the largest and one of the most general segmentation datasets to date. This dataset contains a large diversity of scenes and about 133 categories including object instance (things) and non-object (stuff). The recognition accuracy is measured by the *panoptic*



quality ( $PQ$ ) [4].  $PQ$  consists of a combination of *recognition quality* ( $RQ$ ) and *segmentation quality* ( $SQ$ ). For the objects categories, a segment is defined as the region of each individual object instance in the image. For non-objects, a segment is defined as all pixels in the image in the same semantic category.  $RQ$  is used to measure the detection accuracy and is given by:  $RQ = \frac{TP}{TP+(FP+FN) \times 0.5}$ , where  $TP$  (true positive) is the number of predicted segments that match a ground truth segment.  $FN$  (false negative) is the number of segments in the ground truth annotation that does not match any of the predicted segments.  $FP$  (false positive) is the number of predicted segments with no matched segment in the ground truth annotation. Matching is defined as an IOU of 50% or more between predicted and ground truth segments of the same category. Segmentation quality ( $SQ$ ) is simply the average IOU of matching segments.  $PQ$  is calculated as  $PQ = RQ \times SQ$ . This is calculated for each category separately and then averaged to give the final score.

### Implementation details

Each of the nets was trained on a single TITAN XP GPU for about 1–2 million interactions. The full system composed of the four networks run in half-precision on a single TITAN XP.

Method	Set	PQ	RQ	SQ	PQ <sup>St</sup>	RQ <sup>St</sup>	SQ <sup>St</sup>	PQ <sup>Th</sup>	RQ <sup>Th</sup>	SQ <sup>Th</sup>
<b>Full system</b>	<b>Test</b>	<b>33.7</b>	<b>41.4</b>	<b>79.6</b>	<b>31.5</b>	<b>39.3</b>	<b>78.4</b>	<b>35.1</b>	<b>42.9</b>	<b>80.4</b>
Full system	Eval	33.2	40.9	79.2	30.5	38.0	78.1	34.9	42.8	80.0
No evaluator	Eval	24.5	30.8	76.7	27.0	34.0	76.6	22.8	28.7	76.7
Perfect Evaluator	Eval	39.3	48.8	78.3	35.3	44.8	77.2	41.9	51.5	79.0
No refinement	Eval	31.7	39.7	78.2	28.9	36.4	77.6	33.6	41.8	78.6
Perfect classification	Eval	45.9	56.6	79.8	54.1	66.9	80.0	40.4	49.9	79.7

**Table 1: Results on the COCO panoptic test and evaluation sets. Superscripts Th and St stand for things and stuff (object and not objects). Full system is the main method (Figure 4). No evaluator: all segments were approved without the evaluation stage. Perfect evaluator: the IOU of the evaluator net was replaced by ground truth IOU. No refinement: no refinement stage was used (Figure 4). Perfect classification: the segment class was taken from the ground truth annotation instead of the classifier prediction.**

					0.53 orange
					0.60 dirt
					0.87 fire hydrant
					0.86 dog
					0.66 mountain
					0.92 truck
					0.78 road
					0.63 horse
ROI mask	Pointer point	Image	Predicted segment	Refined segment	Predicted IOU/Class

Figure 6: Example results of each of the nets. The ROI mask and the pointer point are the inputs for the pointer net. The predicted segment is the output of the pointer net and the input for the evaluation and refinement nets. The refined segment is the output of the refinement net and input for the classification net. The IOU and class were predicted by the evaluation and classification nets.



**Figure 7: Sample results of the full generator/selector system on the COCO panoptic evaluation set. Black implies unsegmented regions.**

## 5. Results

The results of the full generator-evaluator-selector system are given in Figures 6–7 (samples) and Table 1 (statistics).

### Panoptic quality ( $PQ$ ).

The system (Figure 4) was evaluated on the COCO panoptic test set, resulting in a  $PQ$  score of 33.7 (Table 1). This value is higher than a few implementations of the combined Mask R-CNN and semantic segmentation approach [29]. However, it is still lower than the more sophisticated implementation of this method which involves attention [24] and occlusion modules [26, 30]. The  $PQ$  score for none-objects categories (Stuff) is 31.5 (Table 1), corresponding to a third place in the 2018 COCO panoptic leaderboard. On the other hand, for object categories (Things), the  $PQ$  score is 35.1, corresponding to a seventh place in the 2018 COCO panoptic leaderboard. This suggests that the method is more competitive for stuff classes.

### Effect of the evaluator.

To examine the effect of the evaluator, the system was run with no evaluator (all segments were approved). The result is a significant decrease of 9 points in the  $PQ$  score ( $PQ=24.5$ , Table 1). This confirms the importance of the evaluator-selector module. The  $PQ$  drop is larger for things than for stuff categories, implying that the evaluator is more important for object classes. To examine the maximum effect of the evaluator, the system was run with a perfect evaluator. The perfect evaluator was simulated by replacing the IOU score predicted by the evaluator with the real IOU extracted from the ground truth annotation. This increased the  $PQ$  score by 6 points (Table 1), suggesting that mistakes in segments ranking is a moderate source of errors.

### Effect of refinement.

To examine the contribution of the refinement net, the system was run without the refinement stage. This results in a drop of 1.5 points in the  $PQ$  score (Table 1). This implies small but real contributions of the refinement module.

### Effect of the classification module.

In order to examine the effect of misclassification, the category generated by the classification net was replaced by the segment real class (taken from the ground truth annotations). The result is a significant increase of 12.7 points in the  $PQ$  score (Table 1). This implies that misclassification is a major source of errors in the system. This  $PQ$  increase is particularly large for stuff categories implying misclassification is a bigger problem for none-object classes.

## 6. Conclusion

This work suggests a simple guess and check approach for image segmentation. In this method, one net guesses segments corresponding to objects and regions in the image, while a second net

checks and selects the best segments. This system was combined with two additional nets, one for segment refinement and the other for segments classification. This creates a single modular system capable of panoptic segmentation. One advantage of this modular approach is that each module can be kept as simple and general as possible [37, 38]. In addition, each module could be replaced or used independently without the need for any retraining. For example, removing the classification module will turn the system into a class agnostic segmentation system capable of segmenting regions of unknown categories that were not a part of the training set. The system was evaluated on the COCO panoptic dataset and gave competitive results, especially for none object classes (Stuff). The nets used in this work are based on simple ResNet and FCN models and therefore likely to gain from incorporating the advances made in this areas, such as attention [24], smart merging [26,28] and features sharing between nets [27,29,30].

**Acknowledgments:** We thank Natural Resources Canada for their generous support for this project. We also thank Anders G. Froseth for his support of our work on artificial intelligence. We thank the Vector Institute for computational resources. We also thank the Office of Naval Research for support.

*Code has been made available at:*

<https://github.com/sagieppel/Generator-evaluator-selector-net-a-modular-approach-for-panoptic-segmentation>

## References

- [1] Hull, David L., Rodney E. Langman, and Sigrid S. Glenn. "A general account of selection: Biology, immunology, and behavior." *Behavioral and brain sciences* 24, no. 3 (2001): 511-528.
- [2] Campbell, Donald T. "Blind variation and selective retentions in creative thought as in other knowledge processes." *Psychological review* 67, no. 6 (1960): 380.
- [3] Simonton, Dean Keith. "Creative thought as blind-variation and selective-retention: Combinatorial models of exceptional creativity." *Physics of Life Reviews* 7 (2010): 156-179.
- [4] Kirillov, Alexander, Kaiming He, Ross Girshick, Carsten Rother, and Piotr Dollár. "Panoptic Segmentation." *arXiv preprint arXiv:1801.00868* (2018).
- [5] Krizhevsky, Alex, Ilya Sutskever, and Geoffrey E. Hinton. "Imagenet classification with deep convolutional neural networks." In *Advances in neural information processing systems*, pp. 1097-1105. 2012.
- [6] Long, Jonathan, Evan Shelhamer, and Trevor Darrell. "Fully Convolutional Networks for Semantic Segmentation." *arXiv preprint arXiv:1411.4038* (2014).
- [7] He, Kaiming, Georgia Gkioxari, Piotr Dollár, and Ross Girshick. "Mask R-CNN." *arXiv preprint arXiv:1703.06870*(2017).



- [8] Eppel, Sagi. "Class-independent sequential full image segmentation, using a convolutional net that finds a segment within an attention region, given a pointer pixel within this segment." *arXiv preprint arXiv:1902.07810* (2019).
- [9] Eppel, Sagi. "Classifying a specific image region using convolutional nets with an ROI mask as input." *arXiv preprint arXiv:1812.00291* (2018).
- [10] Nowee, S. "Directing Attention of Convolutional Neural Networks."
- [11] Caesar, Holger, Jasper Uijlings, and Vittorio Ferrari. "Coco-stuff: Thing and stuff classes in context." In *Proceedings of the IEEE Conference on Computer Vision and Pattern Recognition*, pp. 1209-1218. 2018.
- [12] Mitchell, Melanie. *An introduction to genetic algorithms*. MIT press, 1998.
- [13] Maddison, Chris J., Aja Huang, Ilya Sutskever, and David Silver. "Move evaluation in Go using deep convolutional neural networks." *arXiv preprint arXiv:1412.6564* (2014).
- [14] Silver, David, Aja Huang, Chris J. Maddison, Arthur Guez, Laurent Sifre, George Van Den Driessche, Julian Schrittwieser et al. "Mastering the game of Go with deep neural networks and tree search." *nature* 529, no. 7587 (2016): 484.
- [15] Goodfellow, Ian, Jean Pouget-Abadie, Mehdi Mirza, Bing Xu, David Warde-Farley, Sherjil Ozair, Aaron Courville, and Yoshua Bengio. "Generative adversarial nets." In *Advances in neural information processing systems*, pp. 2672-2680. 2014.
- [16] Luc, Pauline, Camille Couprie, Soumith Chintala, and Jakob Verbeek. "Semantic segmentation using adversarial networks." *arXiv preprint arXiv:1611.08408* (2016)
- [17] Miikkulainen, Risto, Jason Liang, Elliot Meyerson, Aditya Rawal, Dan Fink, Olivier Francon, Bala Raju et al. "Evolving Deep Neural Networks." *arXiv preprint arXiv:1703.00548*(2017).
- [18] Sun, Yanan, Bing Xue, and Mengjie Zhang. "Evolving Deep Convolutional Neural Networks for Image Classification." *arXiv preprint arXiv:1710.10741* (2017).
- [19] Geifman, Yonatan, and Ran El-Yaniv. "SelectiveNet: A Deep Neural Network with an Integrated Reject Option." *arXiv preprint arXiv:1901.09192* (2019).
- [20] Geifman, Yonatan, and Ran El-Yaniv. "Selective Classification for Deep Neural Networks." *arXiv preprint arXiv:1705.08500*(2017).
- [21] Lakshminarayanan, Balaji, Alexander Pritzel, and Charles Blundell. "Simple and scalable predictive uncertainty estimation using deep ensembles." In *Advances in Neural Information Processing Systems*, pp. 6402-6413. 2017.
- [22] Bahat, Yuval, and Gregory Shakhnarovich. "Confidence from Invariance to Image Transformations." *arXiv preprint arXiv:1804.00657* (2018)
- [23] Blundell, Charles, Julien Cornebise, Koray Kavukcuoglu, and Daan Wierstra. "Weight uncertainty in neural networks." *arXiv preprint arXiv:1505.05424* (2015).
- [24] Li, Yanwei, Xinze Chen, Zheng Zhu, Lingxi Xie, Guan Huang, Dalong Du, and Xingang Wang. "Attention-guided unified network for panoptic segmentation." In *Proceedings of the IEEE Conference on Computer Vision and Pattern Recognition*, pp. 7026-7035. 2019.

- [25] Kirillov, Alexander, Ross Girshick, Kaiming He, and Piotr Dollár. "Panoptic Feature Pyramid Networks." *arXiv preprint arXiv:1901.02446* (2019).
- [26] Lazarow, Justin, Kwonjoon Lee, and Zhuowen Tu. "Learning Instance Occlusion for Panoptic Segmentation." *arXiv preprint arXiv:1906.05896* (2019).
- [27] Liu, Huanyu, Chao Peng, Changqian Yu, Jingbo Wang, Xu Liu, Gang Yu, and Wei Jiang. "An End-to-End Network for Panoptic Segmentation." *arXiv preprint arXiv:1903.05027*(2019).
- [28] Li, Jie, Allan Raventos, Arjun Bhargava, Takaaki Tagawa, and Adrien Gaidon. "Learning to fuse things and stuff." *arXiv preprint arXiv:1812.01192* (2018).
- [29] de Geus, Daan, Panagiotis Meletis, and Gijs Dubbelman. "Panoptic segmentation with a joint semantic and instance segmentation network." *arXiv preprint arXiv:1809.02110*(2018).
- [30] Xiong, Yuwen, Renjie Liao, Hengshuang Zhao, Rui Hu, Min Bai, Ersin Yumer, and Raquel Urtasun. "UPSNet: A Unified Panoptic Segmentation Network." *arXiv preprint arXiv:1901.03784* (2019).
- [31] Lin, Guosheng, Anton Milan, Chunhua Shen, and Ian Reid. "Refinenet: Multi-path refinement networks for high-resolution semantic segmentation." In *Proceedings of the IEEE conference on computer vision and pattern recognition*, pp. 1925-1934. 2017.
- [32] Zhang, Rui, Sheng Tang, Min Lin, Jintao Li, and Shuicheng Yan. "Global-residual and local-boundary refinement networks for rectifying scene parsing predictions." In *Proceedings of the 26th International Joint Conference on Artificial Intelligence*, pp. 3427-3433. AAAI Press, 2017.
- [33] Dawkins, Richard. *The blind watchmaker: Why the evidence of evolution reveals a universe without design*. WW Norton & Company, 1996.
- [34] He, Kaiming, Xiangyu Zhang, Shaoqing Ren, and Jian Sun. "Deep Residual Learning for Image Recognition." *arXiv preprint arXiv:1512.03385* (2015).
- [35] Zhao, Hengshuang, Jianping Shi, Xiaojuan Qi, Xiaogang Wang, and Jiaya Jia. "Pyramid scene parsing network." In *Proceedings of the IEEE conference on computer vision and pattern recognition*, pp. 2881-2890. 2017.
- [36] Ronneberger, Olaf, Philipp Fischer, and Thomas Brox. "U-net: Convolutional networks for biomedical image segmentation." In *International Conference on Medical image computing and computer-assisted intervention*, pp. 234-241. Springer, Cham, 2015.
- [37] Amer, Mohammed, and Tomás Maul. "A review of modularization techniques in artificial neural networks." *Artificial Intelligence Review* 52, no. 1 (2019): 527-561.
- [38] Clune, Jeff, Jean-Baptiste Mouret, and Hod Lipson. "The evolutionary origins of modularity." *Proceedings of the Royal Society b: Biological sciences* 280, no. 1755 (2013): 20122863.